

**M0009954: Anatomical diagrams of Henri de Mondeville, 14th century.**

**Publication/Creation**

March 1947

**Persistent URL**

<https://wellcomecollection.org/works/qek754ks>

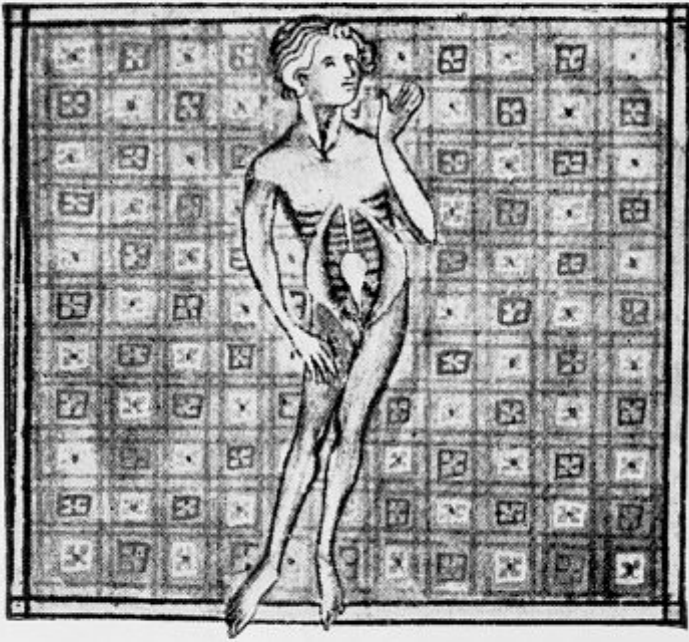
**License and attribution**

Conditions of use: it is possible this item is protected by copyright and/or related rights. You are free to use this item in any way that is permitted by the copyright and related rights legislation that applies to your use. For other uses you need to obtain permission from the rights-holder(s).




Wellcome Collection  
183 Euston Road  
London NW1 2BE UK  
T +44 (0)20 7611 8722  
E [library@wellcomecollection.org](mailto:library@wellcomecollection.org)  
<https://wellcomecollection.org>

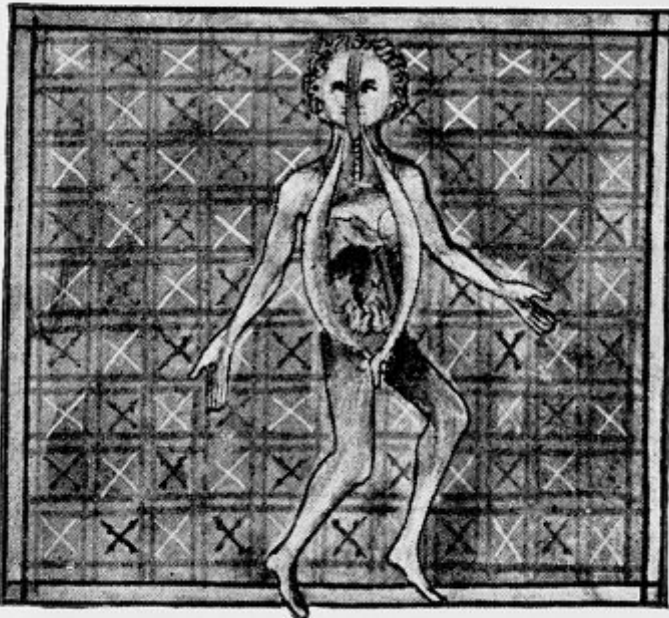
A



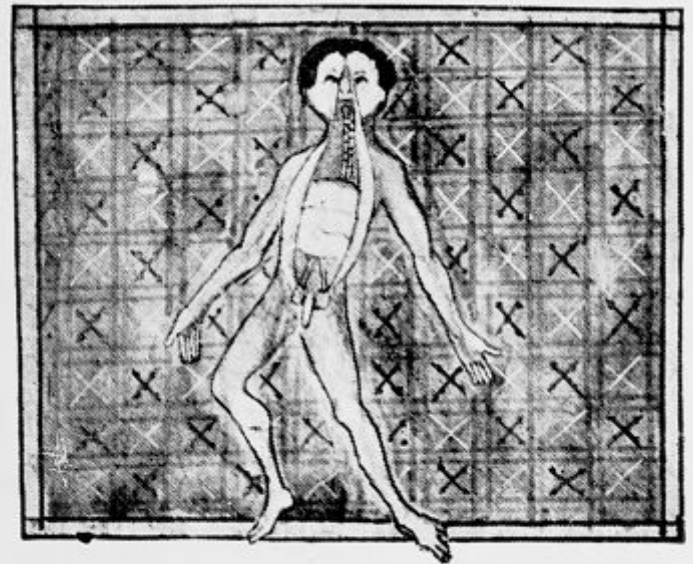
B



C



D



### ANATOMICAL DIAGRAMS OF HENRI DE MONDEVILLE

From a French MS. of his *Surgery* written in 1314 and now in the Bibliothèque nationale at Paris. A and B represent the male and female urinogenital systems respectively. C and D represent general dissections exhibiting the viscera. The peculiar pose of D should be compared to that of the Vesalian tabula exhibited in figure 109 where it is shown reversed.