

M0010473: Joseph Lister's experiments on putrefaction

Publication/Creation

25 February 1948

Persistent URL

<https://wellcomecollection.org/works/uvbdnxz9>

License and attribution

This work has been identified as being free of known restrictions under copyright law, including all related and neighbouring rights and is being made available under the Creative Commons, Public Domain Mark.

You can copy, modify, distribute and perform the work, even for commercial purposes, without asking permission.



Wellcome Collection
183 Euston Road
London NW1 2BE UK
T +44 (0)20 7611 8722
E library@wellcomecollection.org
<https://wellcomecollection.org>

Penicillium Glaucum.

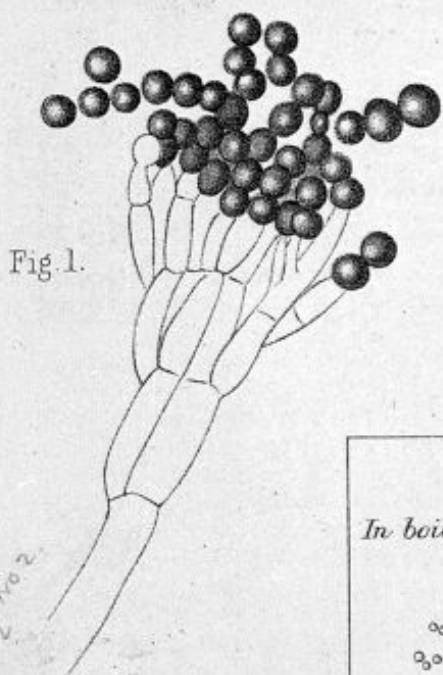


Fig. 1.

Torula Cerevisiae.

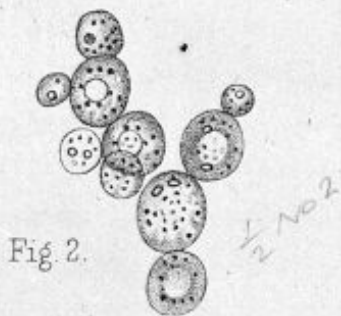


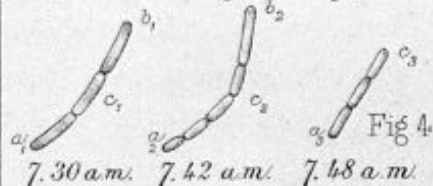
Fig. 2.

Bacteria
from various sources



Fig. 3.

Bacteria growing



7.30 a.m. 7.42 a.m. 7.48 a.m.

Fig. 5.

Granuligera.

In boiled Urine

In unboiled Urine

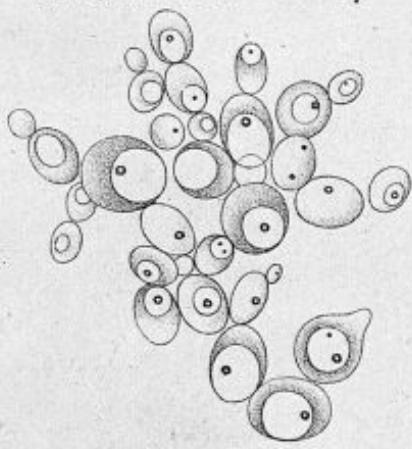
Growing in Urine diluted with Water



8.55 a.m. 9.4 a.m. 9.30 a.m. 10.36 a.m.

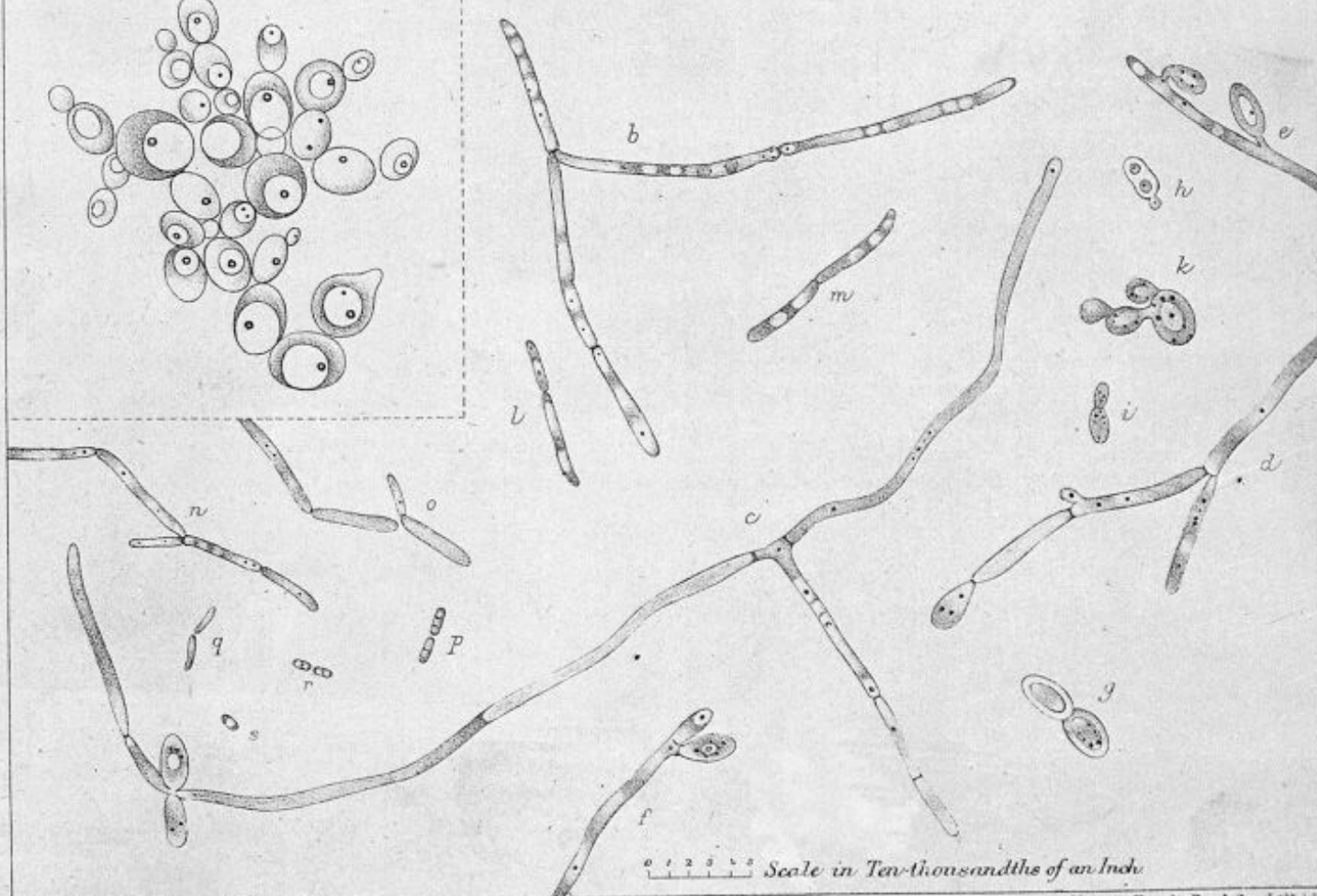
Fig. 6.

In Urine 18th Dec. 1871.



Torula Ovalis.

In the same glass of Urine 9th Aug 1872.



Scale in Ten-thousandths of an Inch