

**Observations on the utility and administration of purgative medicines in several diseases / [James Hamilton].**

**Contributors**

Hamilton, James, 1749-1835.

**Publication/Creation**

Edinburgh : Printed by C. Stewart for James Simpson, 1805.

**Persistent URL**

<https://wellcomecollection.org/works/aqyrc9hk>

**License and attribution**

This work has been identified as being free of known restrictions under copyright law, including all related and neighbouring rights and is being made available under the Creative Commons, Public Domain Mark.

You can copy, modify, distribute and perform the work, even for commercial purposes, without asking permission.




Wellcome Collection  
183 Euston Road  
London NW1 2BE UK  
T +44 (0)20 7611 8722  
E [library@wellcomecollection.org](mailto:library@wellcomecollection.org)  
<https://wellcomecollection.org>




L. LV

19/h

4/-





54905

# OBSERVATIONS

ON THE

UTILITY AND ADMINISTRATION

OF

## PURGATIVE MEDICINES

IN

### SEVERAL DISEASES.

---

---

BY JAMES HAMILTON, M.D.

FELLOW OF THE ROYAL COLLEGE OF PHYSICIANS, AND OF THE  
ROYAL PHILOSOPHICAL SOCIETY; AND SENIOR PHYSICIAN  
TO THE ROYAL INFIRMARY, EDINBURGH.

---

---

EDINBURGH:

PRINTED BY C. STEWART, PRINTER TO THE UNIVERSITY,  
FOR JAMES SIMPSON, ROYAL EXCHANGE;  
AND SOLD BY E. BALFOUR, P. HILL, W. LAING, A. CONSTABLE AND CO.  
W. BLACKWOOD, AND J. ANDERSON.

ALSO BY

JOHN MURRAY, FLEET-STREET, LONDON; AND  
GILBERT AND HODGES, DUBLIN.

---

1805.

OBSERVATIONS

ON THE

UTILITY AND ADMINISTRATION

PURGATIVE MEDICINES



GENERAL PRACTICE

BY JAMES HAMILTON, M.D.

LECTURER ON THE ROYAL COLLEGE OF PHYSICIANS, AND OF THE  
ROYAL PHYSICO-MEDICAL SOCIETY AND PHYSICIAN  
TO THE ROYAL INFIRMARY, EDINBURGH.

EDINBURGH:

PRINTED BY C. STOKES, STATIONER TO THE UNIVERSITY,  
THE BARN CLYDE, ROYAL EXCHANGE;  
AND SOLD BY R. BALFOUR, C. MILL, P. LEITCH, A. CONSTABLE AND CO.,  
W. LEITCH, AND J. ANDERSON,  
LONDON:  
JOHN HURD, FLEET STREET, LONDON; AND  
GIBBES AND BOYD, DUBLIN.

1802.

TO JAMES RUSSEL, ESQ. PROFESSOR OF CLINICAL SUR-  
GERY IN THE UNIVERSITY OF EDINBURGH.

MY DEAR SIR,

*IF the following Observations had been of that importance in respect of science, as to have made a particular dedication of them necessary or proper ; and if I had been to select a Patron of distinguished literary endowments, and of extensive and correct professional acquirements, there is no one who would have sooner occurred to me than yourself.*

*Sentiments however prompting an address less formal, and therefore, I trust, to you not less agreeable, induce me, in a manner more familiar and more sincere, to acknowledge my obligations to you for many instances of your private friendship ; and to thank you for the encouragement you gave me on the present occasion, without which I probably neither would have undertaken, nor accomplished this little work. I am.*

*Dear Sir,*

*With much regard,*

*Your faithful and obedient Servant,*

JAMES HAMILTON.

EDINBURGH,  
1st NOV. 1805.



TO JAMES RUSSELL, Esq. PROFESSOR OF CLINICAL MEDICINE  
IN THE UNIVERSITY OF EDINBURGH.

MY DEAR SIR,

If the following Observations had been of that importance in regard of science as to have made a particular dedication of them necessary or proper; and if I had been to select a Talent of distinguished literary endowments, and of extensive and correct professional attainments, that in no one who would have been selected to me than yourself.

Permit me to say, that I am very much obliged to you for the favour of your letter, and that I trust, to you as well as to me, it will be a source of mutual satisfaction and advantage. I have the pleasure to hear that you are in the present course of your studies, and that you are making such progress as to give you many instances of your talents. I am, Sir, very much obliged to you for the favour of your letter, and that I trust, to you as well as to me, it will be a source of mutual satisfaction and advantage.

Yours truly,

James Russell

JAMES RUSSELL

Edinburgh  
1788

# CONTENTS.

	Page.
OBSERVATIONS General, on Purgative Medicines	1
CHLOROSIS, on Purgative Medicines in.....	89
CHOREA, on Purgative Medicines in.....	99
CHRONIC DISEASES, on Purgative Medicines in	118
HÆMATEMESIS, on Purgative Medicines in.....	108
MARASMUS, on Purgative Medicines in.....	48
SCARLATINA, on Purgative Medicines in.....	23
TYPHUS FEVER, on Purgative Medicines in.....	12

## APPENDIX.

	Page.
TABULÆ nomenclaturæ Pharmaceuticæ immutatae ; et formularum Medicaminum compositorum, quæ Pharmacopœiæ Nosocomii Regii Edinensis, propria sunt.....	127
CHOREA, Cases of.....	223
CHRONIC DISEASES, Cases of.....	295
HÆMATEMESIS, Cases of.....	282
MARASMUS, Cases of.....	202
SCARLATINA, Cases of.....	177
TYPHUS FEVER, Cases of.....	136

# CONTENTS.

---

1	OBSERVATIONS General, on Purgative Medicines
82	CHURCH, on Purgative Medicines in.....
99	CHURCH, on Purgative Medicines in.....
118	CHRONIC DISEASES, on Purgative Medicines in
108	HAMATHEMIA, on Purgative Medicines in.....
46	MARSHUS, on Purgative Medicines in.....
23	SCARLATINA, on Purgative Medicines in.....
11	TYPHUS FEVER, on Purgative Medicines in.....

---

# APPENDIX.

127	TABLES nomenclaturæ Pharmaceuticæ immutatae et Formulatum Medicamentorum composi- torum, quæ Pharmaceuticæ Nosocomii Re-
127	CHURCH, Cases of.....
128	CHRONIC DISEASES, Cases of.....
129	HAMATHEMIA, Cases of.....
130	MARSHUS, Cases of.....
131	SCARLATINA, Cases of.....
132	TYPHUS FEVER, Cases of.....

I have occupied places of professional trust  
and responsibility in Edinburgh for upwards of  
thirty years. During the whole of this period,  
I have discharged my duties as Physician to the  
Royal Infirmary, to George Heriot's Hospital,  
and to the two Madmen Hospitals of this city.

---

In the midst of the fall, and sometimes labour

AS the doctrine which I maintain, with re-  
spect to the exhibition of purgative medicines,  
will carry with it the appearance of novelty ; in  
order to obviate any prejudice, it is therefore  
incumbent on me to state the rise and progress  
of the opinions which I entertain upon this sub-  
ject, and to produce the facts on which the  
practice which I recommend is founded.

With this view, I hope it will not be thought  
presumptuous, to give some account of the op-  
portunities which I have enjoyed, for collecting  
accurate and extensive information, in the dif-  
ferent diseases of which I treat in the following  
Observations.

I have

I have occupied places of professional trust and responsibility in Edinburgh for upwards of thirty years. During the whole of this period, I have discharged the duties of Physician to the Royal Infirmary, to George Heriot's Hospital, and to the two Maiden Hospitals of this city.

In the midst of the full, and sometimes laborious occupations, in which, in consequence of these situations, I have been engaged, my attention was, many years ago, attracted to the purgative effect of medicines given in Typhus fever. And the facts which then presented themselves to my notice, induced me to repeat these medicines again and again; till, by slow advances, I at last acquired confidence in the practice. Many opportunities have since occurred of confirming these observations, which, in my apprehension, clearly establish the safety and utility of giving purgative medicines in the course of Typhus fever, under the limitations which I point out.

I was afterwards disposed to think favourably of the same practice in Scarlatina; and the utility

lity of it in this disease has been confirmed also by much experience.

Thus my views respecting the use of purgative medicines became more and more extended; and, in process of time, I employed them, with a freedom not usual, but with manifest advantage, in several other diseases.

My own experience of the utility of this practice, is the circumstance which encourages me to follow it out with steadiness. But to inspire others with the same degree of confidence, it will be requisite to adduce the proofs on which rests its alledged superiority.

The number, authenticity, and apposite application of the cases inserted in the Appendix, will, I trust, prove sufficient to establish the soundness of the principles upon which I proceed, and to satisfy the most sceptical. Many of these cases are those of patients, who have been under my own care in the Infirmary; and they are transcribed from the records of that institution, by the permission of the managers.

To

To show the consequence and authenticity of these cases, I shall mention some particulars relative to the arrangement of medical practice in the Hospital.

The University of Edinburgh had already attained a high and deserved reputation as a school of medicine, when the Royal Infirmary was opened in the year 1741. It was soon perceived, that the University and the Infirmary might be made to afford mutual and valuable aid to one another.—That the medical education, it was evident, would be rendered more complete, by giving the students of the University access to the Infirmary, where they might learn the practical part of their profession;—while the funds of the Hospital would be augmented by the fees which the students would pay for the liberty thus granted to them to visit the patients, and witness the practice as conducted in the Hospital.

Accordingly, arrangements respecting the detail of practice in the Hospital, suited to these views, were made; which, while they secured

to the patients benefits superior, I believe, to what are experienced in most similar institutions, at the same time afforded to the medical student opportunities of acquiring the practical knowledge of his profession, seldom to be found in other Hospitals.

By the regulations of the Managers, the Physicians of the Royal Infirmary give regular daily attendance, at a certain hour; take the full charge of their respective patients, and interpose directly in every circumstance relative to the conduct of their cure.

The two physicians named by the managers, have an equal share of duty, and divide the patients equally between them.

A clerk is attached to each physician. He is commonly a young gentleman, who is advanced in his studies. He resides in the Hospital, and has a general superintendance of the patients, who are under the charge of the physician, with whom he is connected. Besides other duties, it is his business to prepare a written account of  
the



the symptoms of those patients, who fall under the care of the physician, whose clerk he is. He inserts this account in the journal book, and reads it to the physician at the bed-side of the patient, on the following daily visit.

The physician either admits this account simply, or makes additions and alterations, as he may think proper.

Regular reports of the subsequent state of the symptoms; of the remedies prescribed, and of the effects of these remedies, are given daily, or as often as the chronic nature of the case, may make them necessary. These reports are the result of the accounts, which the patients give of themselves, or of the accounts which are received from the nurses, or of both together; they are dictated by the physician to his clerk, who at the time, enters them into the journal book.

All these proceedings are transacted in public, in the presence, and in the hearing, of a number of young gentlemen, who attend the Hospital;  
many

many of whom are competent judges of what is going forward.

Thus, the physician must include, in his reports, all the circumstances, as they arise in particular cases; circumstances over which he has no controul, and which must inevitably direct his practice. Further, the physician of the Royal Infirmary, in consequence of his daily attendance, is enabled to follow out his practice, with peculiar precision and accuracy; to do which, he is also stimulated by the interest which he cannot but take in his patients, frequently friendless strangers; and, by the unavoidable publicity of his whole procedure respecting them, which places him often in delicate and trying situations.

Cases then of this description, which, in their progress, cannot be perverted to particular purposes, and which cannot afterwards be altered, by any retrospective emendation of the practitioner, possess an authenticity peculiar to themselves; and in the establishing of medical facts, may be produced as an authority, that cannot

be

be controverted. Indeed, I esteem myself fortunate in having documents of this kind to adduce, in support of a practice, which may be thought to require all the corroboration, which the most incontrovertible evidence can afford. These cases inserted in the different numbers of the Appendix, are dated from the Royal Infirmary.

Again, in further support of the exhibition of purgatives, in the diseases of which I treat, I insert in the proper numbers of the Appendix, histories of cases from my more private practice ;—and although they are not supported by the same public testimony, as those which are extracted from the records of the Hospital, yet I trust they will be received with all the credit due to cases, which rest upon the authority of any individual practitioner.

The favour of my friends, who have had the goodness to oblige me with communications from their private practice, likewise enables me to give farther evidence of the utility of the practice which I recommend. This is the more gratifying

gratifying to me, as it thus appears, that gentlemen of high professional respectability, approve and adopt, in the instances to which their communications refer, the line of practice which I have endeavoured to introduce.

Before I conclude these preliminary remarks, I beg leave to observe, that I do not willingly obtrude myself on the public, in the character of an author; but different reasons concur to overcome my backwardness to do so, and even to render a full exposition of my practice, a measure of prudence and of self-defence. A number of intelligent, well-informed young gentlemen, who attend the Hospital, have become converts to the free exhibition of purgative medicines, which they have seen me employ with so much advantage. By this means, the peculiarities of my practice here, passed silently into the world, unexplained and unsupported by the proofs and illustrations which it was in my power to bring forward; they have been partially noticed in one periodical publication; and made the subject of hasty and mistaken criticism in another. Dreading therefore, that un-  
der

der these disadvantageous circumstances, the practice might be prejudged, and of course, neglected, I have endeavoured to procure for it a fair and unprejudiced hearing, by placing it before the public, in my own manner. To the public decision I will submit, with deference and respect; at the same time, I rely with confidence on their impartiality; and trust, that no person of character will condemn the practice, which I now recommend, till after repeated trials, agreeably to the instructions which I have laid down.

## OBSERVATIONS

ON

## PURGATIVE MEDICINES, &amp;c.

---

---

**GENERAL OBSERVATIONS ON PURGATIVE MEDICINES.**

EVERY physician, in the commencement of his professional pursuits, is necessarily guided by the opinions he has imbibed in the schools; by the sentiments of the authors whom he has chiefly consulted; and by the practice of others, which he has proposed to himself to follow. Subsequent information, however, new discoveries, and the experience which he gains by personal intercourse with the sick, dispose him sooner or later, to make some change in his more early opinions and practice.

On this account the science of medicine has been considered as changeable and uncertain; but surely it would be more candid to treat it as in a state of improvement, in which it has advanced in proportion to the genius and learning which its cultivators have possessed; or according as the spirit of prevailing philosophies, always interwoven with reasoning in medicine, has been favourable to its progress or otherwise.

I make these observations as an apology, if one is necessary, for my having occasionally deserted the usual track, which has been pointed out by men of consideration in practical medicine. I have deserted this track, more particularly in what relates to the administration of purgative medicines. I have been led to consider this subject minutely, from a habit of attending to the means of supporting, and, when necessary, of restoring the healthy action of the stomach, and intestinal canal; which action is of great importance, and which is liable to be disordered, and in this state, to produce much distress in various diseases.

In the course of the following observations, when I call in question the opinions of respectable authors, I trust I shall speak with that deference and caution, which I feel to be due to them; being well aware how apt we are to take erroneous views in discussions that are purely theoretical.—And when I propose those changes in practice, which experience has taught me to be useful, I will do so with a confidence proportionate to that experience upon which my opinions are founded. Nevertheless, I beg it to be understood, that I respectfully submit the changes which I suggest, to the consideration of my professional Brethren; and request, that, after a full trial, they will give a candid decision on their merits; for the judgment of the public is the test, by which, I am sensible, they must ultimately be confirmed or rejected.

The importance of the functions of the stomach and intestines is well known, and universally admitted. By means of these functions our food is digested and assimilated, and is carried, under the form of a nutritious fluid, into the system. Besides, the power of sympathy



connects the stomach and bowels with many other parts of the complicated animal machine; and strengthens the influence which these organs maintain over the comfort, the health, and the life of every individual. Hence it is obvious, that disorders of the stomach and bowels must greatly affect the system at large; and that, in proportion to the degree and duration of these disorders, the affection of the general habit will be more or less serious and afflicting.

There is certainly nothing new in the observation, that the constipated and loaded state of the intestinal canal, is a common cause of general bad health. But when I go the length of saying, that this state generally accompanies and aggravates the other symptoms of fever; that it is also the immediate cause of certain disorders peculiar to children and young people; I am aware that I advance opinions, in which there is a considerable degree of novelty; but in which I trust the following sheets will satisfy the medical reader, that there is also at least, an equal degree of soundness.

I have

I have besides observed, that, in mature age, and in the decline of life, symptoms, which are attributed to previous irregularities, to idiosyncrasy, and hereditary disposition, to disease, and to approaching old age, arise from constipation of the bowels, or are intimately connected with it. But the consideration of these, is not comprehended in my present plan.

Thus I have learnt how much the prophylactic part of medicine, is connected with the regular action of the bowels; and how necessary it is, in consequence of this, to advise those who wish to preserve good health; and the valetudinarian who is in quest of this lost treasure, to attend to this circumstance. On some occasions it may be proper to propose to them, to forsake the haunts and habits of fashionable life; to leave the crowded city, alluring amusements, or serious occupations, conducted in airless, or even tainted rooms; to shun luxurious tables, indolence, and late hours; to retrace the footsteps by which they had deviated from simple nature; and to court the country, pure air, moderate exercise, and simple diet.

This advice however, cannot be always complied with ; and it may not always remove costiveness, and the ills which proceed from it. In this case, as well as in the costiveness which accompanies disease, the interposition of purgative medicines will be necessary.

In infancy, the alvine evacuation is more abundant, more frequent, and more fluid, than in after periods of life. In mature years, the belly is generally moved, once in twenty four hours. In the healthy state, the feces, though soft, preserve a form too well known to be described ; they are of a yellow colour, and they give out a certain odour. But when they are evacuated less frequently than the age of a person requires, when they are indurated, when their colour is changed, and when they acquire a peculiar fetor, they mark a derangement of the stomach and bowels : whence the approach of disease, if disease is not already formed, may be apprehended.

I am not ignorant, that costiveness will prevail to a considerable extent, even in robust, and otherwise

therwise healthy people, without immediate injury. In such instances, the circulating and absorbent systems are active and powerful; in consequence of which, the fluid contents of the intestines may be so quickly, and so completely taken up, as to leave a comparatively small mass, incapable from its bulk, of giving a stimulus, sufficient to excite the propensity to evacuate the bowels; but which by gradual and slow accumulation acquires this bulk, and is at last voided under the appearance of an indurated stool.

This constitutional tendency gives a dangerous state; and however desirable it may be to rectify it, yet the consideration of it is not within my plan, which embraces only a few diseases, of which costiveness may be considered as the cause, or in which it is a leading, or permanent symptom.

In the dawn of physic, purgative medicines were employed. But, although they have been recommended by the earliest, as well as by later writers, with different views and intentions; it

does not appear, that the full extent of their utility has been always clearly perceived; or the administration of them always properly directed.

Physicians, tinctured with the tenets of judicial astrology, prescribed purgatives at certain times and seasons; conceiving that they would prove more beneficial or hurtful, according to the junction or opposition of the planets, or the age of the moon. But these reveries, which impeded rational practice, have long since vanished.

Those who were partial to the doctrines of humoral pathology, employed purgative medicines, with the intention of expelling peccant matter, but not before it had been separated from the mass of fluids, by an appropriate fermentation. The same pathologists taught, that different purgatives possessed distinct powers, and moved different fluids by a specific action. Hence they have talked of cholagogues, phlegmagogues, hydragogues, and of melanagogues; and have displayed much apparent sagacity, in selecting the purgative adapted to the expulsion of the fluid prevalent at the time.

This

This fermentation, however, and this deposition of peccant humours, the consequence of it, have ceased to hold a place in the doctrines of physic. And the supposed specific operation of purgatives, in expelling particular fluids, is not confirmed by subsequent observation and experience, and is not now regarded in practice.

Modern physicians have two objects in view, in the administration of purgative medicines;—the one is to empty the bowels simply; the other, to promote an increased secretion of fluids into the cavity of the intestines, or in other words, to induce purging. They have accordingly considered medicines thus employed, to be of two kinds, laxative and purgative; and they direct the one or the other of these, as the circumstances of the case may seem to require them.

This distinction is neither, perhaps, so correct or philosophical as it might be. Purgative medicines act by their stimulating power, which will be in proportion to the quantity of the medicine which is given. Four grains of calomel,  
three

three or four of aloes, and ten or twelve drachms of rochelle salt, will generally prove purgative;—and any of these in reduced doses, will have a laxative effect only. But as this distinction has acquired the sanction of ages, I might have passed it in silence, had it not been necessary for me to notice it; as, from experience of their superior usefulness, I employ almost solely what are understood to be purgative medicines, in the diseases of which I am to treat, while at the same time I avoid their full effect of purging.

This consideration obviates an objection, not unfrequently made, to the employment of purgative medicines; namely, that they reduce the strength of a patient, already too much weakened. Purgings will undoubtedly debilitate the body, by causing a sudden, and a greater than usual flow of fluids, that are in general secreted slowly; and by hurrying off the chyle, and preventing it from passing into the circulation. Purgative medicines, thus acting, are useful on some occasions; and are advantageously employed in some diseases. But purging is not desirable

firable in the diseases, which are the subjects of the following observations. Here, the sole intention, is to bring off the contents of the bowels, which are out of the course of the circulation; and, in so far, are already, in a manner, extraneous to the body. I can hardly suppose, that debility will ensue from purgative medicines, given under this limitation; we might as well expect it from emptying the urinary bladder. But who ever dreamt of even momentary debility, arising from voiding a pound or two of urine?



to the subjects of the disease, which are the subjects of the following observations. Here, the sole intention is to bring off the contents of the bowels, which are out of the course of the circulation; and, in so far, are already, in a manner, exhausted. I can hardly

suppose, that debility will arise from purgative medicines, given under this limitation; we might as well expect it from emptying the ut-

OBSERVATIONS ON THE UTILITY AND ADMINISTRATION OF PURGATIVE MEDICINES, IN TYPHUS FEVER.

A CONSIDERABLE diversity of opinion has prevailed, respecting the cause of fever. Physicians seem now to be agreed, in referring it to a general or specific contagion; the former giving rise to typhus, in the various forms under which it appears; while the exanthemata, or eruptive fevers, proceed from the latter.

The manner in which contagion acts on the living body has been the subject of much discussion. But the consideration of this question is altogether foreign to my purpose. It will be sufficient

sufficient for me, to note the usual symptoms of typhus.

The presence of typhus is first known, by derangement of the stomach, which is marked by sickness, loss of appetite, thirst, headach, white, or loaded tongue, and generally by costiveness. These symptoms are soon followed by affection of the surface, of the sanguiferous system, and of different secretions. To which, in the more advanced state of the fever, are super-added delirium, tremors, subsultus tendinum, floccitatio, singultus; these denote considerable affection of the nervous system.

The symptoms above enumerated appear in succession, and generally in the order in which I have mentioned them; those which affect the stomach, as they are the first, so they are the most permanent throughout the fever. They accompany the others as they arise, and very possibly influence them, in respect of their mildness or severity. They are therefore, of great import, in the treatment of fever, and demand particular attention.

Thirty years ago, I was appointed one of the physicians of the Royal Infirmary, an office which I still hold.

At this time, the cure of typhus fever was thought to consist chiefly, in the removal of atony, and spasm of the vessels of the surface of the body. For this purpose, among other remedies, weak antimonial, and nauseating medicines, were given freely. The state of the stomach and bowels, after the exhibition of an emetic and purgative, on the first approach of the attack, was little regarded in the after periods of the fever. An occasional stool was procured by a mild glyster; while a purgative medicine was given with extreme caution. Apprehensions were entertained, that the operations of a purgative would rivet the spasm of the extreme vessels, and increase debility, one of the supposed direct causes of death, in fever. These apprehensions may still bias the practice of many, as they certainly did bias mine, for a long time.

A typhus fever, with symptoms more than usually malignant, appeared in Edinburgh, in  
summer

summer 1779. It originated in the hospital of the prisoners of war, who were confined in the Castle. Notwithstanding the employment of every precaution which prudence could suggest, the spreading of the disease was not altogether prevented. Several of the troops, then in the garrison, and some of the inhabitants of the city, were seized with the fever.

In summer 1781, a fleet of merchantmen from Jamaica, with their convoy, consisting of several ships of war, came to anchor in Leith roads. The passage had been tedious, the crews were sickly, and they had been for some time, on short allowance of provisions. Nevertheless, they were obliged, from the circumstances of the war, to avoid the channel, and come round by the north of Scotland.

From the beginning of July, to the ninth day of August, no less than one hundred and twenty-six men in fever, were sent ashore, from his Majesty's ship Suffolk, one of the convoy, of whom twenty-three died. And of forty men in fever, who were landed from his Majesty's  
ship

ship Egmont, another of the convoy, on the tenth, eleventh, and thirteenth of July, eight died.

Such of these men, as could not be accommodated in a temporary hospital, were quartered in Leith, two, three, or four being billeted in one house. Many of the inhabitants were seized with a fever, of the same kind with that under which the sailors laboured, and it continued to prevail for many years in the town.

These circumstances, the proximity of Leith to Edinburgh, and the great and daily reciprocal intercourse which subsists betwixt the inhabitants, will account for a typhus fever of greater than usual malignity, which appeared in Edinburgh about this time, and which continued to prevail for some years afterwards.

Being frequently disappointed in my attempts to cure this fever, by the practice then in use; I was induced to employ a powerful antimonial medicine, *Calx antimonii nitrata*, *Pharmacop. Edinburgen. editæ*, anno 1774. Of this

medicine, I gave four or six grains for a dose, which was repeated three or four times, at an interval of two hours, between each dose, unless sweating, vomiting, or purging, were previously excited.

I had recourse to this practice, towards the end of the fever, and in the treatment of those patients only, of whose recovery I was exceedingly doubtful. I entertained hopes, however, that a favourable crisis might be procured, by the efficacy of the antimonial; and, in the mean time, I supported the strength of the patient, by the moderate use of wine.

This antimonial remedy was not ineffectual; but I remarked that it was beneficial only, when it moved the belly. The stools were black and fetid, and in general copious. On the discharge of these, the low delirium, tremors, floccitatio, and subfultus tendinum, which had prevailed, abated in some cases; the tongue, which had been dry and furred, became moister and cleaner, and a feeble creeping pulse acquired a firmer beat.

Reflecting afterwards on these circumstances, it occurred to me, as the purgative effect appeared to have been the useful one, that any purgative medicine might be substituted, for the calx antimonii nitrata; and that by this substitution, the unnecessary debilitation of an exhausted patient, by vomiting and sweating might be avoided.

More extended experience confirmed these conjectures; and I was gradually encouraged to employ purgative medicines early, in typhus, and to repeat them in the course of the disease. And after having long and strictly directed my attention to this point of practice, I am now thoroughly persuaded, that the full and regular evacuation of the bowels, relieves the oppression of the stomach, and mitigates the other symptoms of fever.

Farther, I am disposed to refer the usefulness of purgative medicines, to their acting through the whole extent of the intestines, and to their consequent moving and conveying off, feculent matter rendered offensive and irritating, by constipation

stipation, and by the changed nature of the fluids secreted into the intestinal canal, a change which appears to take place in the febrile state. If these things are so, how inefficacious must the operation of a glyster be, the stimulus of which, nearly limited to the rectum, cannot be adequate, to procure the full evacuation in question!

Accordingly, it is now some years since I have left off almost entirely, the practice of ordering emetics and glysters in fever. I trust to a purgative, to ensure a regular alvine evacuation. For this purpose, however, a daily purgative is not always required. Thus, avoiding the harassing distress, which generally accompanies the operation of an emetic given to patients in a state of fever; as well as the trouble and fatigue, which the exhibition of glysters occasions; I think I conduct the treatment of typhus fever, to a favourable issue, with more certainty, and with the greater ease and comfort of the patient.

This practice, which I have found useful, and which respects only the state of the intestinal



canal, superseded by no means, usual attention to the various other means of cure, employed in fever. I am even ready to allow, although I exclude emetics and glysters from my general practice in typhus, that peculiar circumstances may, occasionally, make both the one and the other necessary.

I cannot, however, omit remarking, that for some years past, I find wine less necessary in fever, than I formerly thought it was. This may be owing to the fever which has prevailed of late being less malignant than it was some years ago ; or to the effect of the purgative medicines which I have employed, and which may obviate symptoms of debility, as well as remove them.

If this is a just view of the case, the plain inference is, that the employment of purgative medicines, to preserve a regular state of the belly, does not increase the debilitating effects of fever. This doctrine, I know, is contrary to the opinion generally received ; but I am confident, that it is consonant to the fact.

The object to be attained, is the complete and regular evacuation of the offensive feculent matter collected in the bowels, in the course of fever. Within this limit, the practice is safe and salutary. Of this I am assured, that I have had much satisfaction in the prosecution of it; and have not in a single instance, had occasion to regret any injury or bad consequence proceeding from it. For I am not an advocate for its being carried to the length of exciting unusual secretion into the cavity of the intestines, or of procuring copious watery stools. Such indeed, while they are not requisite, might increase the debility so much and so justly dreaded.

In further recommendation of the practice, I observe that it is conducted with ease, and a tolerable degree of certainty. The precise effect of purgative medicines, may not, in every instance, be altogether under command; but in general it is so, if, to a little experience, we join a previous knowledge of the peculiarities in particular constitutions. At any rate, the subsequent doses of purgative medicines, and the re-

petition of them, will be regulated by the effect of preceding ones.

It is of importance, to consult in all respects the quiet and comfort of patients, in fever. On this account, the exhibition of purgative medicines should be so timed, that their effects may be expected during the day, when proper assistance can be best procured to the patient.

The purgative medicines which I have chiefly employed in fever, are calomel, calomel and jalap, compound powder of jalap, aloes, solutions of any mild neutral salt, infusion of senna, and sometimes the two last mentioned medicines conjoined.

In the Appendix, N<sup>o</sup>. II. I have inserted several detailed cases, in illustration of the utility of purgative medicines in fever, and of the manner in which I have used them.

## CHAP. II.

## OBSERVATIONS ON THE ADMINISTRATION AND UTILITY OF PURGATIVE MEDICINES, IN SCARLATINA.

No disease has attracted greater attention, than Scarlatina. Its frequent occurrence, and its fatal tendency, have claimed the exertion of practitioners, and have stimulated them to enquire into the nature of the disease, and the most successful mode of treating it.

The ancients do not seem to have had any very accurate views, with regard to scarlatina.

Various authors, from an early period of the sixteenth century downwards, mention an ulcerated fore throat, accompanied with a scarlet

efflorescence on the surface of the body, as frequently desolating different parts of the continent of Europe.

Sydenham describes scarlatina, as we often see it, to be a mild disease, requiring only common attentions, quiet, and simple diet; and more likely to be aggravated than relieved, by the “*nimiâ medici diligentia.*”

Huxham and Fothergill afterwards wrote on scarlatina, and the ulcerated fore throat; and since their time, many British and foreign physicians have published their sentiments, with regard to this disease; and have spoken of it under the title of *Scarlatina anginosa*.

These different accounts of scarlatina, have given rise to much nosological discussion, respecting the identity of the disease, as described under different names. Little doubt is now entertained on the subject, so far as scarlatina, and scarlatina anginosa are concerned. It appears to be admitted, that the affection of the throat in the latter may give a variety, while the diseases are  
the

the same in their origin, course, and termination.

Greater doubt prevails in regard to this question, respecting the ulcerated fore throat, or Cynanche maligna, the name by which it is now generally known. This very name may have contributed to confirm the opinion, that it is a *distinct disease* from scarlatina; an opinion, which, sanctioned by authors of respectability, and by our intelligent and latest nosologist, has been, and is still prevalent.

It is altogether foreign to my purpose, to engage in this controversy; and the more so, as I apprehend that the distinction, the subject of it, begins to lose ground, as our knowledge of the disease becomes more comprehensive and accurate. The time may not be far distant, when scarlatina will be received as the generic disease, the full history of which, will include the adventitious symptoms as they appear in scarlatina anginosa, and in cynanche maligna; in the same manner as the history of variola compre-

hends the varieties of the distinct, and of the confluent small pox.

Scarlatina, as an epidemic, does not always assume precisely the same appearance. This diversity depends in part, upon the varying nature and constitution of scarlatina itself, independently of all extrinsic circumstances; in part, upon certain contingencies, which are common to all the inhabitants of a whole district of country, such as the season of the year, the temperature of the air, the kindliness or inclemency of the weather, together with other unknown qualities of the atmosphere; and partly, upon circumstances which apply to individuals, subjected to the disease; their general habit of body and constitution, their particular state of health, at the time of attack, and their situation, with respect to lodging, ventilation, and cleanliness.

These circumstances concur in modifying the character of the epidemic; and while they introduce a variety in the symptoms of scarlatina, they likewise point out the necessity of making a  
corresponding

corresponding change in the method of cure, and of accomodating our practice to the particular nature of the case.

Hence various opinions have been entertained, of the nature of scarlatina; and, apparently, discordant methods of cure have been proposed.

Undoubtedly, varying epidemics of scarlatina have led to the practice of blood letting, in some instances, and to the rejection of it, in others; to the adoption of emetics and of blisters, by some practitioners, and to the neglect, and positive proscription of them by others. It is owing to the same cause, that cinchona is warmly recommended, and almost exclusively trusted, for the cure of scarlatina; while on the other hand, it is reprobated, as tending to induce floughs, and putrid ulcers in the throat, which it was expected to have obviated and removed. In like manner, purgatives have had their abettors and opponents; but the latter proving more numerous, purgatives have been condemned as uselefs, if not dangerous, in scarlatina; and lately, the affusion of cold water over the  
surface,



surface, or the ablution of the skin, by means of tepid water, have been recommended and practised in scarlatina, according to circumstances, by men, whose opinions have great weight and authority.

Thus, the young and timid practitioner is distracted, and at a loss what course to pursue, that he may embrace a safe and decided line of conduct. It will be a difficult task, to dispel the clouds that overshadow medical practice in scarlatina. The only way of accomplishing it will be, to give a full statement of the leading symptoms of the different epidemics of scarlatina, noticed by authors; and to appropriate to each, the general and topical remedies which they require. Whoever embarks in this undertaking, and executes it with success, will render an useful service to the public.

These reflexions occurred to me, upon turning my thoughts towards the subject of scarlatina; and I conceive them of sufficient importance, to merit the attention which I have bestowed upon them.

I proceed

I proceed now, to the proper object of this paper; in prosecuting which, I beg to be understood, as considering scarlatina, and scarlatina anginosa, to be the same disease, using always the term scarlatina, as including both. And thus, in compliance with common custom, and for a reason which will afterwards appear, I shall treat of this modification of the disease, separately from cynanche maligna, of which I shall take distinct notice, in the sequel.

An inflammatory diathesis frequently prevails in the first attack, and during the early period of scarlatina. On this account, venesection has been ranked, by some practitioners, among the remedies which ought to be employed, in scarlatina; and it has even been practised with advantage.

Possibly too, the existence of the inflammatory diathesis, may have disposed other practitioners to give purgative medicines, more freely in scarlatina, than in typhus. But this practice has not been universal; for many physicians do not admit the good effect of purgatives, while  
 others

others deny it altogether, and consider it to be highly prejudicial, by inducing a dangerous and fatal tendency in the disease.

This question, one of great importance in practice, is not as yet, satisfactorily decided; although I think the opinion gains ground, that purgatives are useful in scarlatina, either during the whole course, or towards the close of the disease; in which last case they are given, to obviate, or to remove dropfical swelling, a common, and sometimes, a fatal consequence, of scarlatina.

Many years ago, when the prejudices against the use of purgatives in scarlatina, were more decided, and more prevalent, than they are at this time, I ventured to employ them. My doing so, was indeed a necessary consequence of the benefit I had experienced from purgative medicines in typhus. I had learnt that the symptoms of debility which occur in typhus fever, so far from being encreased, were obviously relieved, by the evacuation of the bowels. I was, therefore, under little apprehension from them,

in

in scarlatina. I have never witnessed sinking and fainting, as mentioned by some authors, and so much dreaded by them; neither have I observed revulsion from the surface of the body, and consequent premature fading, or in common language, striking in of the efflorescence, from the exhibition of purgatives. Accordingly, in treating scarlatina, I have confided much, in the use of purgative medicines; and no variety of the disease, as occurring in different epidemics, or in the course of the same epidemic, has hitherto prevented me from following out this practice, to the extent which I have found necessary.

Here, I beg again to caution the reader against the common association of purging, with the use of purgative medicines; which are given only in the present case, to remedy the impaired action of the intestines, and secure the complete expulsion of their contents, and thus to prevent any accumulation from remaining to aggravate the severity of the symptoms, and produce further source of suffering to the patient.

Besides

Besides these motives for the exhibition of purgatives, I have observed, that the febrile state in scarlatina has a more powerful effect to induce costiveness, and to change the nature of the contents of the bowels, than it has in typhus. For in most cases of scarlatina, the alvine evacuation has an unnatural appearance, and in general, a peculiarly fetid smell.

While I have thus found, that purgative medicines mitigate the symptoms of scarlatina, I have also in general, experienced them to afford the most certain means, either of preventing dropfical swellings, and other subsequent derangements of health, or of removing them, when formed. For this reason I give purgatives, not only during the fever, but for some time after convalescence.

On this subject, it is proper to remark, that the termination of scarlatina cannot be ascertained, from its previous state; we can form no general conclusion as to the dropfical tendency, from the violence or mildness of the preceding symptoms. I have been involved in the greatest  
perplexity

perplexity from the appearance of dropfical affection, after the termination of a mild scarlatina. During the progress of scarlatina, therefore, practitioners cannot be too much on the watch against unexpected changes, and unfavourable appearances. They must never, in the slightest case, lose sight of the ‘diligentia medici,’ although Sydenham seems to ridicule this attention, by applying to it the epithet ‘nimia.’

The same activity, however, in the exhibition of purgative medicines, is not required in every epidemic, and in every case of scarlatina. In some instances, the belly is moved with ease, and in others, not without difficulty. Scarlatina was frequent in Edinburgh, in autumn 1804, and in winter 1804-5. In this epidemic, the bowels were peculiarly constipated, the mortality was great, and the termination in dropsy frequent. I have not ascertained the circumstances to which this different state of the bowels in scarlatina, is to be ascribed. But on whatever cause the difference depends, it will be necessary for us to adapt our practice in the use of purgatives, to the nature of the prevailing epidemic.

It is not perhaps, of great moment, to be solicitous about the selection of purgative medicines in scarlatina. In general, I have chiefly employed those, which I have mentioned in my observations on typhus. Children cannot be always easily induced to take medicines of any kind. Submuriate of mercury, may, on this account, be proper for them. But we ought to be on our guard against too great an affection of the mouth, from the frequent necessary repetition of the mercury.

In scarlatina, as in typhus, we ought to keep in view the procuring of the effect of purgatives, during the day, and the avoiding, in this manner, the disturbance of the sick, in the night time.

The use of purgative medicines in scarlatina, does not supercede the other sources of relief and comfort, which have been found proper in the treatment of the disease. On the contrary, the good effects of these, and their co-operation with purgatives, will contribute to abate suffering,

ing, and avert the danger which follows scarlatina.



I have purposely declined entering into any argument respecting the identity of scarlatina, and cynanche maligna, that I might be at liberty to notice them separately. I am, however, disposed to consider them, as constituting one disease: yet so long as this is not the general opinion, I was unwilling that doubt should arise from this quarter, respecting the use of purgative medicines in scarlatina. For while in this, the more simple form of the disease, purgatives are considered by almost every one as dangerous, they are universally, and altogether condemned in cynanche maligna. Had I therefore spoken in a general way, and seemed to have recommended purgative medicines in all the varieties of scarlatina, my proposal would have been received with such distrust, that the practice which, from a conviction of its utility, I was anxious to promote, might have been neglected, and passed from, without a trial of its expediency.



But the line which I have taken, will avert this danger. I have stated my practice, of exhibiting purgatives in scarlatina; I proceed now to consider it in relation to Cynanche maligna.

The extreme debility which is manifest in the malignant fore throat, has given rise to a strong objection to evacuations of any kind, and particularly to that of purging, in the treatment of it. It would indeed appear, that this objection has been urged with effect, against the use of purgatives even in scarlatina, in consequence of the connexion which had been observed to subsist betwixt it and Cynanche maligna. For it was imagined, that the danger from Cynanche maligna which supervenes upon scarlatina, a super-vention not unfrequent, would be increased, in proportion to the debility previously induced by the purgatives used in scarlatina.

But the restricted use of purgative medicines, to the extent of unloading the bowels only, does not increase this debility, while it relieves the symptoms of the general fever, and either may thus

thus prevent its termination in cynanche maligna, or alleviate the attack.

Writers also condemn purgatives in cynanche maligna, from an apprehension, that they serve to diffuse the acid matter, descending from the throat into the stomach, over the whole surface of the intestines, and thus to increase the source of contagion, and to aggravate the irritation which arises from the presence of this acrid matter. But in stating this objection, they do not consider, that this matter accumulating, and becoming more offensive, in consequence of retention in the stomach and bowels, will produce greater mischief and greater irritation, than can possibly proceed from the gentle operation of a purgative medicine; while they lose the benefit ensuing from the movement and expulsion of an acrimonious feculent mass.

An exhausting diarrhœa, or even a dysentery, it is said, are troublesome and common consequences of a cynanche maligna; on which account purgatives are conceived to be injurious. But I cannot see the force of this objec-

tion. For were I to devise a means of preventing these consequences, or of removing them when they had taken place; none more likely would occur to me, than the use of those very purgatives, which are thus so dogmatically proscribed. While I employed them, however, I would carefully limit their effect, to the express purpose of unloading the bowels, and shun the inconvenience of inducing weakness, by full purging.

Under these impressions, I have formed a favourable opinion of the utility of purgative medicines in cynanche maligna. But let me here caution the reader, that in giving this opinion, I have departed from the rule which I had formed to myself. It is a theoretical opinion, and not so fully supported by experience, as to enable me to deliver it with confidence.

The peculiarly healthy, airy, and dry site of Edinburgh; the general cleanliness and comfort which the inhabitants enjoy, since the extension of the royalty, and the erection of the houses in the New Town, will account for the rare appearance

pearance of cynanche maligna among us, and for my good fortune, in having witnessed few instances of it.

---

I have said, that the opinion of purgative medicines being useful in scarlatina, gains ground. Accordingly, others, besides myself, have employed them with considerable freedom. But these practitioners do not seem to have put a proper value upon this mode of treatment; and have been inclined to impute benefits, evidently resulting from purgatives, to other medicines which they may have used at the same time.

Mr. Oaxly, of Pontefract, and Dr. Binns, in conducting the cure of scarlatina, which appeared among the children in the school at Ackworth, gave calomel in repeated doses, to an extent beyond former example. And the utility of the practice was self evident, and acknowledged. Yet Dr. Binns, in the subsequent part of his account of this epidemic, derogates

from the efficacy of purgatives, and attributes much of his success, and his success was great, to other remedies, particularly to gargles.

In the Gentleman's Magazine for June 1772, an anonymous correspondent mentions an epidemic scarlatina which prevailed at Ipswich. His letter is a medical curiosity. It is little known, and is not now readily accessible, as the depository of it has become scarce, and is generally to be found only in public libraries. I insert it therefore at length, for the gratification, I may hope, for the instruction of my readers. It runs thus;

“MR. URBAN,

“If the following comports with the design of your useful collection, please to give it a place the first opportunity, and you will oblige a constant reader.”

To Dr—— London.

SIR,

“Notwithstanding you are an absolute stranger to me, your character as a physician, and as a candid

a candid, humane, and benevolent gentleman, has emboldened me to trouble you with the contents of this, without any further apology, than the goodness of the intention.

“The ulcerated fore throat, and scarlet fever has been very rife, in this place and the neighbourhood, for some months past, and has been, in a considerable number of instances, fatal. It has in every respect, answered the description given of it by Dr. Fothergill; and therefore a repetition of the symptoms and appearances would be needless. I shall only relate what appears to me to be the predisposing cause, the proximate cause, the pabulum morbi, the treatment I have given it, and the success.

“The predisposing cause is, whatever generates a quantity of acrid bile in the primæ viæ.

“The proximate cause, is the sudden transition from heat to cold, and the contrary. This has been so very evident, that whenever the wind has changed from the south or west to the  
north

north or east, a considerable number of people have been almost instantly seized with the disease.

“ The pabulum morbi is, acrid bile. This is certainly known by the immediate cure of the sick, who apply very soon after the seizure, and take such medicines as act smartly on the stomach and bowels; by the great relief all others find by vomiting and purging; and is confirmed by the contents of the evacuations, which are little else but acrid or putrid bile.

“ The treatment I have given the sick is, immediately to evacuate them, in proportion to the strength of the patient, the violence of the symptoms, the time of the disease, and the particular state of the constitution.

“ The evacuating medicines I have given, are the following.

Recipe—Raf. c. c. antimon. crud. pulv. aa  
p. æ. calcinentur simul in crucibulo donec fumi  
sulphuris

fulphuris evanescant, et regulus antimonii manifestus sit; deinde ab igne remove, et in pulverem subtilissimum redige.

“ Recipe—Pulv. supradict. partes tres.—Mercuri dulcis sexies sublimati et subtilissime triturti, partem unam. misce.

“ Of this I have given from half a scruple to half a drachm, to adults, and have found it constantly to answer the intention. But to children I have given the mercurius dulcis only, from five grains to a scruple; and if the symptoms are very violent, and the child very robust, I have given even half a drachm with the greatest success. After the sick has had several stools, I give him the following julep:

“ Recipe—Mann, aq. pur. unciis septem; solut. unciam, crem. tartar. drachmam, aq. nucis moschat. unciam dimidiam. M. Capiat cochlearia tria, quartis horis, if he is an adult; if a child, according to his age and strength. It is an agreeable medicine, and answers the intentions of keeping the bowels lax, the bile insipid, and the mouth and fauces quite clean.



“ If the patient is in the first stage of the disease, I direct him to gargle frequently with Spiritus Mindereri in cold water, which prevents an ulceration: if in the second stage, with Spiritus Mindereri. tincturæ myrrhæ unciæ dimidia, decocti hordeati, unciis septem. M. If in the third, and the sloughs begin to separate, with mel rosar. tincturæ myrrhæ,—corticis Peruvian. ꝑ. a. unciæ dimidia, decoct. hordeati unciis septem, M. and made just tepid.

“ If the ears are affected, I have used the last mentioned mixture, as soon as they discharge, just tepid, as an injection, several times a day.

“ After the sloughs are all off, and the fever gone, I have found it necessary, in some few cases, to give of the following tincture; Recipe—Infus. corticis Peruviani Huxhami, unciam unam et dimidiam,—Rhabarbari spirit. unciam dimidiam; drachmam unam vel drachmas duas, bis in dies, horis medicinæ in aqua pura.

“ The liquors I have used, have been water-gruel, barley-water, chicken-water, sage tea, rosemary

rosemary tea, or baum tea, occasionally. Of these I have recommended the sick to drink freely, cold or just tepid; keeping them at the same time cool, and admitting fresh air freely into the room, remembering always Pifo's maxim, "putredo fit a calore alieno et interno."

"The success has been beyond my most sanguine expectations; I have had considerably more than one hundred patients, and have not buried one."

"Ipswich, June 3."

"This letter was written some months ago, since which time the number of patients have increased to near three hundred, with the same success."

The facts here set forth, afford an uncontrovertible evidence of the safety and efficacy of the practice of exhibiting purgative medicines, not only in scarlatina, but even in cynanche maligna; for the epidemic described in the above letter, appears to have been of this nature.

It may be regretted perhaps, that the author had not given greater authenticity to his practice, by subscribing his name. There is internal evidence, however, in his account, of the truth of what he asserts; and if fallacy had been attempted, it must have been detected and revealed by some of the living witnesses acquainted with the transaction at the time.

This writer verifies my observation, that different epidemics of scarlatina require a variety of the same practice. In the scarlatina of 1772, at Ipswich, the bowels appear to have been easily moved. But I believe the gentle purgative employed in the course of that epidemic; for I do not take into account the highly active one given in the first instance; would have been of no avail in the scarlatina which prevailed in Edinburgh, in 1804. I give a narrative of this epidemic, as it appeared in George Herriot's hospital, as well as the cases of a few of the patients who laboured under it, in the Royal Infirmary. These will be found in the third number of the subjoined Appendix.—They illustrate

illustrate my mode of practice, both in scarlatina, and in its consequences, for I apprehend other derangements of health, besides dropfy, arise from it.

## CHAP. III.

OBSERVATIONS ON THE UTILITY AND ADMINISTRATION OF PURGATIVE MEDICINES IN THE MARASMUS WHICH APPEARS IN CHILDHOOD AND EARLY YOUTH.

I COMPREHEND under the general title, Marasmus, a variety of symptoms which affect the young of both sexes.

A sluggishness, lassitude on slight exertion, depravity and loss of appetite, wasting of the muscular flesh, fulness of the features and paleness of the countenance, swelling of the abdomen, an irregular and generally a costive state of the bowels, a change in the colour and odour of the feces, fetid breath, swelling of the upper lip,

lip, and itching of the nose, mark the beginning of the disease.

When these symptoms have continued for some time, they are followed by alternate paleness and flushing of the countenance, heat and dryness of the skin, feeble and quick pulse, thirst, fretfulness, increasing debility and disturbed sleep, during which the patients grind or gnash their teeth, and are subject to involuntary starting, and twitching of different muscles.

Every case of Marasmus does not necessarily include all the symptoms which I have enumerated. Different combinations of them give a seeming variety of the disease, which is, however, in general, readily known and distinguished.

It appears most commonly among weak and infirm children, whether they are so from delicacy of constitution, or from incidental causes. It is particularly prevalent in large and populous cities, where children are deprived of ready access to exercise in pure air, and sicken and

pine in the nurfery; or when they are confined in crowded and airlefs fchool-rooms, whither they are fent, partly for the purpofes of education, and partly, to ufe a common phrafe, with the view of being kept out of harm's way. Children, alfo, who are employed in manufactories, where their occupation and confinement are fuch as to weaken and enervate them, are liable to be attacked with this difeafe. Irregularity in diet and improper food, alfo, give rife to Marafmus. We accordingly obferve it to prevail moft commonly in autumn, the feafon which affords opportunity for eating unripe fruit and vegetable articles from the garden.

In proof of the operation of thefe caufes, I remark, that I have held the office of Phyfician to George Heriot's Hofpital for two and thirty-years. During this long period, I fcarcely recollect an inftance of this Marafmus among the children entertained in that inftitution. This may be attributed to the healthy fite of the building; to the cleanlinefs and free ventilation of every part of it; to the wholefome nourifhing food of the children, and to their expo-  
fure

ture to pure air while enjoying their infant sports.

Marasmus has been generally attributed to the presence of worms in the alimentary canal. This supposition, however, is questionable. *Ascarides*, *Tenia*, and *Lumbricus*, are the worms most commonly found in the human intestines.

*Ascarides*, which are often passed in great numbers by children when at stool, are not accompanied by the symptoms of Marasmus. Except an itching about the anus, they give little other uneasiness.

The *tenia* or tape worm, the presence of which is known by peculiar symptoms, which are the source of much suffering in after periods of life, is altogether unknown in infancy and childhood.

The *lumbricus*, or round worm, therefore, must be the generally supposed cause of the symptoms of Marasmus. Medical gentlemen, who have practised in tropical climates, speak



much of the lumbricus, and mention the number of them that is occasionally passed to be very great. There may be something in the climate, soil, or state of the air of these regions; in the mode of life or constitution of the inhabitants, with which we are unacquainted, which may account for this circumstance. But in our cooler latitudes, no such instances of numerous lumbrici have been noticed. On the contrary, after the best directed course of anthelmintic medicines, when the symptoms of the disease are going off, no lumbrici have been seen, unless we admit, that the worms, destroyed by the efficacy of the medicines, constitute the unnatural and fetid feces which, in such instances, are voided in great abundance.

This admission, however, is not to be readily granted; for similar feces are passed upon the exhibition of an early purgative, and before any specific vermifuge is employed.

Farther, the presence of lumbrici in the bowels is by no means an uniform cause of bad health. They have been known to exist in the  
intestinal

intestinal canal without any disease ensuing. These instances are not rare, and are not confined to childhood. They militate against the received opinion, that lumbrici, within the intestines, are the cause of Marasmus; for if they are so in a single case, they should be so in every one.

This opinion, however, that worms exist, and exert a baneful influence in the intestines, has been so prevalent for ages, that a great many anthelmintic medicines, some peculiar to the nursery, others to the regular practitioner, have been mentioned and extolled. Of these, some have been considered as specific poison to the animal, and others are conceived to destroy it by mechanical triture. Most of them have had their partisans for the day, and have passed in succession through the ordeal of experience, into oblivion. The utility of such anthelmintics as have been found to be most beneficial, has, in my opinion, been in proportion to the purgative powers which they possessed.

When I consider the languor and lassitude which precede this Marasmus: when I recollect the constitutional or acquired debility of those who are more particularly exposed to be affected by it, instead of adopting the common opinion, of its being occasioned by worms, I am more disposed to think, that a torpid state, or weakened action of the alimentary canal, is the immediate cause of the disease; whence proceed costiveness, distension of the bowels, and a peculiar irritation, the consequence of remora of the feces. I have accordingly been long in the habit of employing purgative medicines for the cure of this Marasmus; the object is, to remove indurated and fetid feces, the accumulation perhaps of months; and as this object is accomplishing, the gradual return of appetite and vigor mark the progress of recovery.

The history of the disease, from the first indisposition, to the appearance of more urgent symptoms, disposes me to consider it as consisting of two stages or periods; the incipient, and the confirmed. The first period commences with the disease, and continues to the accession  
of

of the febrile symptoms. These usher in the confirmed stage, which continues to the end. This is not a frivolous remark; it is of use in practice.

In the incipient stage, the bowels are not altogether torpid and inactive, neither are they overloaded with accumulated feces. Mild purgatives, therefore, repeated at proper intervals, effect a cure. They preserve the bowels in proper action, carry off feces which had begun to be offensive and hurtful, and prevent farther accumulation.

In selecting purgative medicines, we must flatter the taste of our young patients. Powder of jalap is not altogether unpleasent. The mild neutral salts, dissolved in a suitable quantity of beef tea, as also convenient purgatives; but calomel will prove, on several accounts, the most certain and useful remedy of this kind.

Neglect, on some occasions, and too great confidence in inert medicines, in others, allow the confirmed stage of Marasmus to steal on im-

perceptibly. Manifest danger now threatens the young sufferer, whose remaining flesh and strength are rapidly wasted by the supervening fever; while prostration and depravity of appetite withhold necessary nourishment. And at the same time, the more inactive bowel, and greater bulk of feculent matter, throw additional difficulties in the way of a cure.

Under these circumstances, I adopt active practice, in the view of stimulating the intestines, and of putting the collected mass in motion without delay. I find these ends are best obtained by giving small doses of the purgative medicine which I employ, and by repeating these frequently; so that the latter doses may support the effects of preceding ones. When the bowels are once opened, stronger purgatives, given at longer intervals, will accomplish the cure.

I observe calomel to be equally useful in this, as in the incipient state of the disease; but great attention must be given during the exhibition of it. Without this, as the fetor of the breath pre-

vents

vents us from recognizing the mercurial fetor accurately, the mouth may be affected unnecessarily and unexpectedly.

While I thus give appropriate purgative medicines, I find it necessary, in order to have full information of their effects, to inspect daily what is passed at stool. The smell and appearance of the feces are a criterion of the progress we make in the cure, and direct the farther administration of the purgatives. This inspection is the more necessary, as we cannot expect the information we want from our little patients; and we will often look for it in vain from the attendants, whose prejudices, and whose ignorance of our views, prevent their seeing the propriety of the enquiry.

During the prevalence of the disease, the feces are dark, fetid, and varying from a costive consistence, to that of clay, and are often fluid; and such they appear upon the first exhibition of the purgative medicines. I observe that the recovery of the sick keeps pace with the return of feces of natural colour, form, and smell; a  
change

change which the repetition of purgatives does not fail to produce.

While I give purgative medicines after this manner, in this stage of Marasmus, in which the obstinacy of the disease is sometimes great, and the danger attending it imminent, nourishing food, of light and digestible quality, and suited to the taste of the patient, and the moderate use of wine, are much wanted.

For some time after the symptoms have disappeared, it is expedient to continue a mild stimulus to the bowels. As they have recently suffered, and have been weakened by over distension, they are apt to favour subsequent accumulation of feces, the forerunner of a relapse, which is to be dreaded the more, as the patients have been weakened by the previous disease.

This gentle sollicitation of the alvine evacuation, for it ought to be gentle, is not attended with danger; on the contrary, it is the greatest promoter of recovery in this case, with which I

am

am acquainted. It relieves the stomach, and improves the appetite and digestion. Besides, nothing more is intended by this practice, than to establish a regular action of the bowels, after long constipation, by procuring daily one or two easy motions, which are indeed at all times necessary to the healthy condition of childhood.

With this precaution, I do not feel the necessity of employing tonic and bracing medicines to complete the cure; this object is readily obtained, in general, by the use of light nourishing food, and by the patient being much in the open air.

I do not, however, say that strengthening medicines may not be useful towards the close of the disease, and many practitioners set a value upon them. Lime-water, infusions of vegetable bitters, and chalybeates, are of this description; and, provided they do not, by any peculiar effect on the stomach, prevent nourishment being taken, will advance the return of

the



the tone and vigorous action of the stomach and alimentary canal.

I have thus endeavoured to unfold the opinion I entertain of this Marasmus, and of the causes which induce it; and to explain the method of cure which I have employed for a great length of time, with success, in my private practice.

---

As Marasmus proceeds from symptoms of slight indisposition, through a series of others which become daily more and more obstinate and dangerous; as the first deviation from health is easily obviated by the stimulus of purgative medicines, which brings the sluggish bowels into regular action, and evacuates their contents; and as the disease attacks the young and thoughtless, who can hardly explain their feelings, it behoves mothers, and nurses, and superintendants of nurseries and of manufactories, to whom the care of the young is committed, to watch over their charge with assiduity. Prostration and depravity of appetite, a  
changing

changing complexion, tumefaction of the abdomen, scanty and unnatural stools, and fetid breath, indicate approaching danger. When these, therefore, are observed, assistance should be asked ; by the prompt interposition of which much eventual distress, and even death itself may be prevented.

But other considerations weigh with me, also, when I call for this assiduity. Marasmus has a close connexion with other formidable diseases, and either precedes or seems to accompany them ; of these, I shall at present notice two, hydrocephalus and epilepsy.

Hydrocephalus internus, the bane of infancy and of childhood, a disease big with much suffering, and of a fatal tendency, has at all times occupied the attention of physicians. They have endeavoured to investigate its nature, to assign the causes which induce it, and to propose curative indications. Different sentiments on these subjects have led them to employ numerous and discordant remedies. Nevertheless, even now we are not at one as to the causes of  
Hydrocephalus,

Hydrocephalus, so involved are they in obscurity. Neither have we made the most distant approaches towards the discovery of a certain remedy for it.

This much is known, that Hydrocephalus often steals slowly on the devoted victim, with symptoms resembling those of incipient marasmus. Till some better theory, therefore, is established, it is not unreasonable to suppose, that the marasmus, of which I have treated, may on some occasions give rise to hydrocephalus, by impairing the vigour of the constitution, and by favouring serous effusion into the ventricles of the brain.

This conjecture merits the greater attention on this account, that the symptoms of hydrocephalus resemble those of incipient and even of confirmed marasmus, and have been removed by the diligent exhibition of purgative medicines. The truth of this observation has been repeatedly confirmed in my private practice, and it affords an additional reason for the exercise of watchful attention, to prevent the confirmed

state

state of marasmus, which may, in more instances than we are aware of, have been the forerunner if not the cause of hydrocephalus.

Epilepsy, than which no disease is so distressing to the patient, and perplexing to the physician, often appears in childhood. It acquires a hold, and is confirmed by the repetition of the fits, till the frequency of their recurrence, and the force of habit fix it, and make it a constitutional disease for life.

In what manner, the functions of the organs more immediately effected by epileptic paroxysm are influenced, so as to give permanency to the disease, it is not my present purpose to enquire. The uncertainty of the theories proposed on this subject, and the little benefit that arises from them in practice, hold out little inducement to enter on the discussion.

It is however, I believe, generally understood, that the first attacks of epilepsy are not always idiopathic, but are frequently the effect of particular irritation of the mind or body.

There

There are many instances of irritation of the body inducing epilepsy. When no other is evident, the loaded intestine and the change induced on its contents in the course of the marasmus of which I have spoken, may be suspected of giving the irritation in question.

In fact, practitioners have had this circumstance in view; for they enumerate worms in the intestines, or marasmus, as I understand their language, among the causes of epilepsy. Surely therefore, this consideration suggests another cogent reason for attending to the rise and progress of marasmus. And it will induce us on the first attack of epilepsy in children, arising from an uncertain cause, to set on foot the most decided and active course of purgative medicines; and not, peradventure, allow the disease to strike root, while we are idly employed in the exhibition of inert and useless vermifuge medicines; or are groping in the dark in quest of other causes of the disease, or of uncertain remedies for their removal.

I give, in the Appendix, No. IV. the history of a case of marasmus, from the records of the Royal Infirmary. The disease is frequent among children; but, from their tender years, and other circumstances, they are not proper subjects for a public hospital, and therefore do not often appear as patients.

## CHAP. IV.

## OBSERVATIONS ON THE UTILITY AND ADMINISTRATION OF PURGATIVE MEDICINES IN CHOREA SANCTI VITI, OR ST. VITUS'S DANCE.

SYSTEMATIC writers have paid little attention to Chorea Sancti Viti; and practitioners have regarded it with indifference. These circumstances will surprize us the more, when we consider the formidable appearance of the disease, the obstinacy with which it holds its course, and the distressful state to which it always reduces, and the danger in which it sometimes involves, those whom it attacks.

Dr.

Sydenham described *Chorea Sancti Viti* a hundred and twenty years ago, and his description, with little variation or addition, has been copied by the few succeeding authors who have written on the subject.

Sydenham also proposed a theory of *Chorea*, by which he explains the symptoms of the disease, and on which he founds his system of cure.

The theory of the present day differs from that of Sydenham, which, although not very intelligible, may be as good as its substitute, and the only useful part of his practice which has fallen into disuse. Later physicians therefore, instead of elucidating the theory, and of improving the method of curing *Chorea*, have been retrograde in both respects.

Sydenham, in his "*Schedula Monitoria de novæ febris ingressu*," gives the history of *Chorea Sancti Viti*, in the following words,



“ *Chorea Sancti Viti convulsionis est species, quæ ut plurimum pueros puellasve à decimo ætatis anno, ad pubertatem usque invadit; primò se prodit claudicatione quadam vel potiùs instabilitate alterutrius cruris, quod æger post se trahit fatuorum more; postea in manu ejusdem lateriscernitur, quam hoc morbo affectus, vel pectori, vel alii alicui parti adplicitam, nullo pacto potest continere in eodem situ vel horæ momento, sed in alium situm, aliumque locum convulsione quadam distorquebitur, quicquid æger contrà nitatur. Si vas aliquod potu repletum in manus porrigatur, antequam illud ad os possit adducere, mille gesticulationes, circulatorum instar, exhibebit; cum enim poculum rectâ lineâ ori admovere nequeat, deducta à spasmo manu, huc illuc aliquamdiu versat, donec tandem forte fortuna illud labris propius apponens, liquorem derepente in os injicit, atque avidè haurit, tanquam misellus id tantum ageret, ut dedita opera, spectantibus risum moveret.*”

This history, so far as it goes, is correct. It exhibits a faithful picture of the disease, of the various contortions and gesticulations of the patient.

tient. But it is silent on other circumstances, the affections of the natural and animal functions, which are essential to the disease, and which ought not to have been omitted. Besides, Sydenham details the symptoms of the advanced and confirmed state only, while he either has not perceived, or has altogether overlooked, the rise and progress of Chorea. Indeed this might well happen, as the regular practitioner seldom sees the sufferer before convulsive struggling has excited alarm. For these reasons, I give the following more extended narrative of the symptoms of Chorea.

Chorea Sancti Viti attacks boys and girls indiscriminately; and those chiefly, who are of a weak constitution, or whose natural good health and vigour have been impaired by confinement, or by the use of scanty or improper nourishment. It appears most commonly, from the eighth to the fourteenth year. I saw it in two young women, who were from sixteen to eighteen years of age.

The approaches of Chorea are slow. A variable, and often a ravenous appetite, loss of usual vivacity and playfulness, a swelling and hardness of the lower belly in most cases, in some a lank and soft belly, and in general a constipated state of the bowels, aggravated as the disease advances, and slight irregular involuntary motions of different muscles, particularly of those of the face, which are thought to be the effect of irritation, precede the more violent convulsive motions, which now attract the attention of the friends of the patient.

These convulsive motions vary. The muscles of the extremities, and of the face, those moving the lower jaw, the head, and the trunk of the body, are at different times, and in different instances affected by it. In this state, the patient does not walk steadily; his gait resembles a jumping or starting; he sometimes cannot walk, and seems palsied; he cannot perform the common and necessary motions, with the affected arms.

This

This convulsive motion is more or less violent, and is constant, except during sleep, when, in most instances, it ceases altogether. Although different muscles are sometimes successively convulsed, yet, in general, the muscles, affected in the early part of the disease, remain so during the course of it.

Articulation is now impeded, and is frequently completely suspended. Deglutition is also occasionally performed with difficulty. The eye loses its lustre and intelligence; the countenance is pale and expressive of vacancy and languor. These circumstances give the patient a fatuous appearance. Indeed there is every reason to believe, that, when the complaint has subsisted for some time, fatuity to a certain extent interrupts the exercise of the mental faculties.

Fever, such as arises in marasmus, is not a necessary attendant on Chorea; nevertheless, in the advanced periods of the disease, flaccidity and wasting of the muscular flesh take place, the consequence of constant irritation, of abating appetite, and impaired digestion, the common attendants

tendants of protracted Chorea; and which, I doubt not, may, in some instances, although contrary to the opinion that Chorea is not fatal, have been the forerunners of death.

From this history, chorea may be considered as consisting of two states or stages; the incipient, and the confirmed. The incipient state takes place from the first derangement of health till the full formation of the involuntary motions; with these the confirmed state commences, and continues to the end of the disease.

After detailing the history, Sydenham proceeds, in the *Schedula Monitoria*, to deliver his theory and his conduct of the cure of chorea.

“ *Cùm affectus iste,*” (chorea scilicet,) “ *ab humore aliquo in nervos irruente, quorum irritatione istiusmodi motus præternaturales producuntur, pendere mihi videretur; indicationes curativas primùm ad humores illos tam venæsectione, quàm purgatione minuendos, dein ad*  
*corroborandum,*

corroborandum genus nervosum omnino dirigendas censebam. Quem in finem hâc utor methodo. Sanguinem ex ægri brachio ad uncias septem, plus vel minus, pro ratione ætatis, educi jubeo. Die sequente vel dimidiam partem, vel quiddam ampliùs, (pro ratione vel ætatis, vel etiam majoris minorisve corporis, ad subeundam catharsin, aptitudine) potionis purgantis communis exhibeo.

“ Recipe—Tamarind. unciam dimidiam; fol. fenn. drachmas duas; rhabarb. drachmam unam et dimidiam; coq. suf. quant. aq. ad uncias tres, in colat. dissolv. mann. et fyr. rosar. solutiv. utriusque unciam.

“ Et vespere haustulum paregoricum propino.

“ Potionem istam cathartica ad tres vices alternis diebus repetendam prescribo, et haustum paregoricum iisdem noctibus. Postea sanguinem rursus extrahi curo, dein ut ad catharsin, uti priùs, æger revertatur. Atque ità, alternatim sanguinem mitto, et subduco alvum, donec ægro vena ter quaterve fuerit incisa, et post singulas venæsectiones

venæsectiones toties fuerit purgatus, quoties vires ferre posse viderentur; eo tamen temporis spatio inter alternas evacuationes diligenter observato, ut nihil inde periculi ægro immineat. Diebus a purgatione vacuis, sequentia prescribo.” *Hæc sunt medicamenta stimulantia, uti dicuntur, corroborantia, et alterantia quæ hic recensere inutile est.*

“ Quanto magis convalescit æger, tanto minus pedem ducit, tanto pariter et diutiùs, et constantiùs manum in eodem situ continet, et scyphum ori magis directâ viâ admovet: quæ certissima sunt indicia quantum profecerit in sanitate redintegrandâ. Ad quam quidem consummatiùs perficiendam, licèt author non sim ut plus ter quaterve ut plurimùm sanguinem emittat æger, attamen remedia cathartica et alterantia eousque in usum sunt revocanda donec rectissimè tandem valeat.”

Sydenham mentions his success under this management: “ Quo morbo,” chorea scilicet, “ haud pauciores quinque laborantes et vidi, et sanavi ipsemet.”

Sydenham passes over in silence the time requisite for the cure of chorea. The intervals, however, between the three or four bleedings, during which purgative and paregoric medicines were given, and the injunction to continue the use of cathartics and alteratives, after the last blood-letting, till the patient is at length completely recovered, make it probable, that many weeks, if not months, must have elapsed before the cure was effected.

It is now difficult to say, for what length of time the authority of Sydenham, and the credit which his opinions obtained, encouraged and protected this practice, which he recommended. It is certain, however, that a doctrine and practice discordant with his have long prevailed. And it is probable, that the anxiety expressed by Sydenham, that, in the administration of bloodletting and purging, his patients should catch no harm; together with the weakness both of body and mind, characteristic of the disease, may have introduced this change. Be this as it may, physicians are now inclined to refer chorea to a certain debility, or loss of  
tone,



tone, in which the convulsive involuntary motions originate. They of course neglect the "humor aliquis in nervos irruens;" they convert the caution of Sydenham into a total prohibition of bloodletting and purging; and in the cure of chorea they adopt the exclusive employment of stimulant and tonic medicines.

Under this practice, opium, camphor, sulphuric æther, valerian, cinchona, and different vegetable bitters, zinc, steel, ammoniacum, cupri, cold bathing, and electricity, are the medicines which have been chiefly used. Most of these are casually mentioned in periodical publications, and are supported by that authority only which attaches to solitary facts. De Haen is an advocate for electricity. In his *Ratio Medendi* he gives several cases, in which it appears to have been exhibited with success. Medical electricity has, however, lost much of its early celebrity.

Notwithstanding the employment of these remedies, Chorea has been found a tedious disease;

ease; experienced practitioners having admitted that it has continued for many months, nay, for years; terminating only, on some occasions, about the age of puberty.

This confession is not much in favour of the modern practice, or of the doctrine on which it rests. It is melancholy to reflect, [that months, and years, the most valuable in respect of after life, should glide on, while an effectual check is given to the improvement of the mind, the cultivation of useful learning, or the acquisition of the necessary arts; with the hazard of permanent fatuity, to a certain extent, or of a grotesque appearance, from the unconquerable remains of irregular motions being imposed on the young sufferers for life. To these certain consequences of protracted Chorea, I will add, the danger which attends it; I have no doubt, but that it must have, on some occasions, proved fatal.

In the course of my practice, I have seen above twenty cases of Chorea; a greater number  
ber

ber than it may have fallen to the lot of many to observe. I cannot say, with Sydenham, that I have succeeded in curing all of these. For several of my patients presented themselves while I yet employed tonic and stimulating medicines; when my practice shared the common fate, and met with disappointment. I am afraid I may even sometimes have done harm, by the indiscriminate use of the cold-bath, a remedy not always suited to the exhausted and irritable state of the victims of Chorea.

I now began to desert a practice in which I had lost confidence, and to consider Chorea in a different light, from that in which it had been commonly viewed. I conceived that the debility and spasmodic motions, hitherto so much considered, might not be the leading symptoms of the disease, but might depend upon previous and increasing derangement of health, as indicated by irregular appetite, and constipation of the bowels.

Under this impression with regard to the erroneous opinions, which had heretofore been entertained concerning the nature of the dis-

ease, and the consequent improper practice, which I had employed for the cure of it, I resolved to alter my mode of treatment, in order that I might fulfil those indications which the new, and, as I flattered myself, the more correct view of the disease had suggested.

If my conjectures were well founded, the first and principal object of practice would be to remove the constipated state of the bowels. In pursuance of this object, I began to try the effects of purgative medicines, given regularly in moderate doses.

At first, I confess, I acted with all that caution and diffidence, which the adoption of a line of practice, at variance with that which had been long approved and established, naturally inspires. But experience had convinced me of the safety of exhibiting purgative medicines in Typhus fever; I therefore did not think any great risk would ensue from a cautious use of them in the most debilitated state, which Chorea might induce. The conjecture proved to be well founded; the success of the practice confirmed the  
the

the justness of the opinion, on which it was formed, and encouraged me to persevere with steadiness, and activity.

The purgatives employed in the first instance, were of the weaker kind, and inadequate to the object to be obtained. Stronger ones were found to be necessary to move, and discharge the indurated and fetid feces.

I found the quantity of feculent matter collected, to vary in different subjects, and at different periods of the complaint. I could not ascertain this by any previous circumstance. One would think, that, in proportion to the fulness and prominence of the abdomen, and in proportion to the age and vigour of the patient, the accumulation *ceteris paribus* would be; but I do not observe that this is so. Perhaps the lengthened duration of the complaint, and the reduced state of the patient, the consequence of this, are attended with the greatest feculent accumulation. I think my observation bears me out in this conjecture, as in the instance of David Anderson, the history of whose case will be found

in the Appendix, No. V. This boy was emaciated and exceedingly puny, and his abdomen was lank; yet from the fifteenth day of December, when the commencement of his recovery was observable, to the twenty fifth day of the same month, the quantity of feces discharged was most wonderful, such as I had never seen before. It appeared to me, during the above period, to have nearly equalled in weight, that of the whole body of the extenuated patient.

I have already noticed, that Chorea consists of two stages. In the first, while the intestines yet retain their sensibility, and before the accumulation of feces is great, gentle purgatives, repeated as occasion may require, will readily effect a cure, or rather prevent the full formation of the disease.

In the confirmed stage, more sedulous attention is necessary. Powerful purgatives must be given in successive doses, in such manner that the latter doses may support the effect of the former,

mer, till the movement and expulsion of the accumulated matter are effected, when symptoms of returning health appear. Whoever undertakes the cure of Chorea by purgative medicines, must be decided, and firm to his purpose. The confidence which he assumes is necessary to carry home, to the friends of the patient, conviction of ultimate success. Their prejudices will otherwise throw insurmountable obstacles in the way. Half measures, in instances of this kind, will prove unsuccessful; and were it not for perseverance in unloading the alimentary canal, the disease would be prolonged, and recurring, would place the patient in danger, and thus bring into discredit a practice which promises certain safety.

Here, as in all other cases of extreme debility induced by disease, the recovery is at first slow and gradual. A regular appetite for food, a more intelligent eye, and lightened countenance, cheerfulness, and playfulness of temper, increasing aptitude for firmer motions, the restoration of articulation, and of the power of deglutition,

glutition, a renovation of flesh and strength succeed each other, and being more and more confirmed, are, e'er long, followed up by complete recovery.

For some time after these salutary changes take place, the state of the bowels must continue an object of attention. An occasional stimulus from purgatives will be requisite to support their regular action, and to restore their healthy tone, the only security against the recurring accumulation of feces, and of a consequent relapse.

About this time also, remedies possessed of tonic and stimulant powers, may be used with propriety and effect; they restore energy to the torpid bowels, aid the purgative medicines in obviating costiveness, and thus confirm a recovery already advanced. Vegetable bitters, or the preparations of steel, may perhaps be the most useful for accomplishing these ends. I have not felt the necessity of having recourse to medicines of this kind : under a proper regimen of light



and nourishing food, and of exercise in the open air, my patients in general, quickly recover their strength. But many practitioners set a value upon tonic medicines; and the usual routine of practice demands them.

This exhibition of purgative medicines in Chorea, is, I apprehend, countenanced by the practice of Sydenham and De Haen. It is however probable, that the purgative medicine was the only useful one which Sydenham employed; and that his protracted cures may be attributed to the interruption of the use of it, during the interposition of blood-letting, and of alterant and paregoric medicines.

De Haen, in the eighth chapter of his first volume of the *Ratio Medendi*, narrates a case, in the following words. “*Novem annorum puellam, cui post variolas morbillosque, primo tussis frequens, deinde sputum purulentum aderat, sputum demum plane cessabat, Chorea Sancti Viti prehendit, sinistro potissimum brachio pedesque, ac diversimoda faciei convulsio. Bimestri spa-*

tio, adhibita vi electrica, pustulæ copiosæ, cæque turpiter crustosæ, brachium et crus cingunt, *interpolatis purgantibus*, perfecta salus redivit.”.

By this treatment, which I have endeavoured to recommend, Chorea is speedily cured, generally in ten days or a fortnight, from the commencement of the course of purgative medicines. I had lately two patients, Ann Rofs, and Elizabeth Webster, under my care, whose cases proved most obstinate; four or five weeks elapsed, before I could pronounce them in the way of recovery. The history of these cases is given in the Appendix, No. V.

In the structure of the female pelvis, and in the previous duration of Chorea, we may find the reason why it admits of a more or less difficult cure. When the disease is protracted, or when it occurs in girls, greater opportunity for the accumulation of feculent matter is afforded, than in more recent cases, or than where it attacks boys. Of course, a longer time, and brisker purgatives will be required to move, and

expel the offending mass, in the former, than in the latter instances.

Since I have employed purgatives in Chorea, I have been disappointed in effecting a cure, in one case only.

About three years ago I visited a young girl, who had been the victim of Chorea for many weeks. The purgative medicines, which I administered, gave full evidence of a disordered, and loaded state of the intestines. My patient was not under proper management; my advice was followed in an irregular, and desultory manner, and the disease was protracted. After some time she was carried home to a considerable distance, and I understood a quack medicine was given to her with the best effects. To my regret, however, I saw her about a year ago in the same situation in which she had left me, and I then learned, that she had continued in this situation, during the whole of this interval.

During the exhibition of purgative medicines in Chorea, practitioners will learn the propriety and

and necessity of inspecting the alvine evacuations. They are, in this important point, generally careless; the attendants, in sick rooms, are of course, ignorant on the subject, and cannot give the information necessary for our ascertaining the effect of purgative medicines, or for directing us respecting their dose, and frequency of repetition.

I have said that Chorea consists of two stages, a circumstance which should induce those who have the superintendance of children to attend most carefully, at all times, to the state of their bowels. For the timely interposition of purgative medicines will be the best means of averting the accession of Chorea, which is so formidable, and which, on some occasions, has been found so obstinate a complaint.

The caprice of children will often thwart us, and oblige us to employ purgatives, not because they are such as we would prefer, but because they are such as will be taken. I have in general used the purgative medicines in Chorea, which I had found useful in Marasmus.

I have inserted in the Appendix No. V, the histories of some cases of Chorea, which, while they illustrate the practice I have endeavoured to recommend, will, at the same time, shew the manner in which I have conducted it.

I have said that Chorea consists of two stages, a circumstance which should induce those who have the opportunity of children to attend most carefully, at all times, to the state of their bowels. For the timely intervention of purgative medicines will be the best means of averting the accession of Chorea, which is to form a habit, and which, on some occasions, has been found to continue a complaint.

The course of children will often thwart us, and oblige us to employ purgatives, not because they are such as we would prefer; but because they are such as will be taken. I have in general used the purgative medicines in Chorea, which I had found useful in Marasmus.

CHAP.

CHAP. V.

ON THE UTILITY AND ADMINISTRATION OF PURGATIVE MEDICINES, IN CHLOROSIS.

THE young of either, but particularly of the female sex, are exposed, about the age of puberty, to a series of symptoms, which, although slight in the beginning, become by slow degrees, abundantly distressing and severe. They are ushered in by a disagreeable breath, or exhalation from the mouth, not unfrequently of a feculent odour; by acid and fetid eructations, by prostration, and depravity of appetite, marked by an aversion to usual food, and a desire for substances, which are not eatable, such as chalk, cinders, sand. These symptoms are generally preceded

preceded by costiveness, which prevails throughout the disease. A rosy complexion now gives place to a pale, and sometimes to a greenish, and at other times to a yellowish colour of skin. The lips and gums exchange their vermilion tint for a death-like paleness; the eyes are dull, and the inferiour part of their orbits is puffy, and of a dark hue; the motions become languid and feeble; the pulse, which is generally small and slow, is readily excited to a quick and irregular beat; palpitation of the heart, and hurried and labouring respiration are brought on by slight exertion; syncope often occurs; head-ach, vertigo, dulness, and impaired memory and judgment afterwards supervene. To these succeeds a peevish and recluse turn of mind, which makes the unhappy sufferer shun society, and court darkness and solitude.

In the progress of the disease, the flesh becomes loose and flaccid, the urine is diminished, and the perspiration seems to be checked. Serous effusions into the cellular membrane, produce at first œdema of the lower extremities, and afterwards anasarca. Languor and debility continuing,

tinuing, death, in some instances, closes the scene. In the female, these symptoms are commonly accompanied with irregular or suspended menstruation.

Different authors arrange these symptoms indiscriminately, under different names, Chlorosis, Leucophlegmatia, and Cachexia; which are, in medicine, therefore, nearly synonymous.

Chlorosis has attracted the notice of the earliest medical writers, and various opinions respecting its nature and causes, have been entertained.

It is not perhaps necessary at this era, to consider at length, the doctrines of the humoral pathology, which prevailed in physic, from a remote period, and about which the Boerhavian school was so much occupied. The dogmata respecting spontaneous gluten, the lentor and fluidity of the blood, and the alkaline and acid acrimonies of the fluids, do not now arrest much attention. Even in the present improved state of chemistry, we are little able to ascertain

the



the nature of the animal fluids, either in a state of health or of disease ; so as to say, in what the former consists ; or by what deviations the latter is introduced.

Nevertheless, to this supposed cachectic state of the juices, the above mentioned symptoms of Chlorosis have been referred ; and, to promote a cure, recourse has been had to diluting, incrassating, and strengthening medicines, and to rectifiers of peculiar acrimonies.

Accordingly, a crude, multifarious, and often inert practice has been adopted ; little calculated for the speedy removal of a complaint, which gains strength by delay, and which, in some instances, becomes quickly too formidable to be cured by any means that can be devised.

When the humoral pathology sunk in estimation, other opinions arose, on which the explanation of the symptoms of Chlorosis, and the indications for its cure were founded.

As

As Chlorosis generally appears about the age of puberty, and in the female, either before, or soon after the first flow of the menstrual flux, many have supposed the retention or suppression of the menses to be the immediate cause of the disease.

This supposition, however, is liable to objections. We cannot ascertain the precise time, at which the retention of the menses may be considered as a circumstance connected with disease. The age of puberty is not the same in every female : Chlorosis may therefore exist, long before the agency of the menstrual flux can be felt in the constitution.

Again, the retention of the small quantity of blood, which ought to be discharged monthly, cannot account for the great, and often, for the sudden change, from full health, to the extreme weakness both of body and mind, which takes place in Chlorosis ; on the contrary, more vigour, and a ruddy, in place of a pale complexion, might have been reasonably expected.

But

But, opposed to this theory, a still more conclusive argument is drawn, from the circumstance of Chlorosis appearing occasionally among the more feeble, and delicate of the male sex; for although females are attacked more frequently and more severely with Chlorosis, yet it is not peculiar to them.

For these reasons, this doctrine is now generally rejected. Another, founded on the state of the genital organs, occupies its place; it comes from most respectable authority, and it has obtained many profelytes.

Dr. Cullen thus expresses himself in paragraphs M, MI, MII, MIII, of his First Lines of the Practice of Physic; "These symptoms", namely, some of those which I have enumerated above, and which the Dr. details, "when occurring in a high degree, constitute the Chlorosis of authors; hardly ever appearing separate from the retention of the menses; and attending to these symptoms, the cause of this retention, may, I think, be perceived.

"These

“ These symptoms, manifestly shew a considerable laxity and flaccidity of the whole system, and therefore give reason to conclude, that the retention of the menses accompanying them, is owing to a weaker action of the vessels of the uterus, which therefore do not impel the blood into their extremities, with a force sufficient to open these, and pour out blood by them.

“ How it happens, that at a certain period of life, a flaccidity of the system arises in young women, not generally affected with such weakness or laxity, and of which, but a little before, they had given no indication, may be difficult to explain; but I would attempt it in this way.

“ As a certain state of the ovaria in females prepares and disposes them to the exercise of venery, about the very period at which the menses first appear, it is to be presumed, that the state of the ovaria, and that of the uterine vessels, are, in some measure, connected together; and as generally, symptoms of a change in the state of the former appear before those of the latter

latter, it may be inferred, that the state of the ovaria has a great share in exciting the action of the uterine vessels, and in producing the menstrual flux. But analogous to what happens in the male sex, it may be presumed, that, in females, a certain state of the genitals is necessary to give tone, and tension to the whole system; and therefore, if the stimulus arising from the genitals be wanting, the whole system may fall into a torpid or flaccid state, and thence the Chlorosis and retention of the menses may arise.

“ It appears to me therefore, that the retention of the menses is to be referred to a certain state or affection of the ovaria; but what is precisely the nature of this affection, or what are the causes of it, I will not pretend to explain; nor can I explain in what manner that primary cause of retention is to be removed.”

Dr. Cullen afterwards entertained and promulgated the opinion, that the retention of the menses always accompanied the symptoms of Chlorosis.

In the uncertainty in which Dr. Cullen admits the affection of the ovaria, to which he refers suspended menstruation, as well as the causes of this affection, to be involved, he recommends, in conducting the cure of retention of the menses, to obviate particular symptoms, by restoring the tone of the system in general, and by exciting the action of the uterine vessels in particular: the same means being subservient to the cure of Chlorosis.

By this theory, Dr. Cullen attempts to establish, that the retention of the menses, and Chlorosis, are coexistent diseases, appearing about the age of puberty, and originating in a defective communication of a due stimulus from the genital organs, on which the tone, and tension of the whole system depend.

Whilst I acknowledge the great importance of the sexual organs; while I perceive that they influence the character and disposition of the adult of every species of animals; yet I cannot help thinking, that these organs, and the doctrines of their functions, have had too great a share in

our pathological reasonings, and too great weight, in directing our conduct in the cure of diseases. And having experienced the uncertainty of the usual means, which are recommended for the cure of Chlorosis, and the utility of another mode of treating the complaint, I was led, greatly hesitating, to question the theory of the Cullenian school on this subject.

The assumption, that the state of the ovaria, and that of the uterine vessels have a connexion; and that the former has a great share in exciting the action of the latter, and in producing the menstrual flux; the presumption, that a certain state of the genitals is necessary to give tone, and tension to the whole system, and that, if the stimulus arising from this state be wanting, the whole system may fall into a torpid, or flaccid state, whence Chlorosis may arise, appear to be merely a begging of the question, and lead to no certain conclusion, as to the nature, or cause of this state of the genitals, the supposed prime mover in the retention of the menses, and in the introduction of Chlorosis; or to a knowledge of the means of curing either.

The partial, and temporary suspension of the influence of the genitals, is supposed, according to this theory, greatly to affect the general system. But there are instances, where this influence is altogether, and irretrievably lost; and where no disease ensues. Castrated, and spayed animals suffer certain changes of constitution; but they retain the enjoyment of perfect health. And, in our own species, eunuchs, however much degraded in the estimation of society, in consequence of their emasculation, are neither a short lived, nor an unhealthy set of men. Reasoning from this analogy, I do not understand how the influence of the female genitals can be so great, as that its partial suspension would occasion retention of the menses, or should induce Chlorosis.

Another theory has been broached on this subject, which it elucidates by a reference to sexual desire. Insinuations, injurious to the purity of mind; and offensive to the modesty of the fair sufferers, have been thrown out. The medical moralist talks of the Chlorosis amatoria, and



follows up his notion, with apposite counsel. Into what contradictions, do the refinements of dogmatism lead us? Can passion exist, when the organs which rouse it have not as yet been evolved into action; or, if evolved have been afterwards rendered effete by disease?

I could not avoid entering upon these discussions, which I have conducted with all brevity; I thought it was necessary to shew, that the doctrines on the subject of Chlorosis, are neither so clear nor so well founded, as to warrant the conclusions, which follow necessarily from them. In this manner, I prepare the reader for the candid consideration of what I have to propose; a candour perhaps not the less wanted on this account, that my opinion of the disease may appear at first sight too simple; and my practice too little adorned with the show of varied prescription.

It would have been fortunate, if medical enquirers had always followed the progress of diseases, step by step, and viewed them as a whole, from the first deviation from health, to  
their

their termination. A contrary procedure has often betrayed us into confusion and error. It is not the febrile state, that arises in Marasmus; it is not the involuntary convulsive motions, that appear in Chorea, that constitute either disease. These are only single features, but being prominent ones, they have absorbed the attention of practitioners; while the interrupted action of the stomach and bowels, and the constipated state of the latter, the common origin of both diseases, and the supporter of their various symptoms, have been almost altogether overlooked.

In like manner, in Chlorosis, the doctrine of the cacochymia of the juices, and that of the peculiar state of the genitals affecting the whole system with flaccidity and laxity, are evidently founded on the appearances, which the disease exhibits, when it is fully formed; and from which appearances also, it has its name; when, at the same time, the history of its incipient state has been little regarded.

The slightest attention to the general history of the disease evinces, that costiveness precedes, and accompanies the other symptoms. Costiveness induces the feculent odour of the breath, disordered stomach, depraved appetite, and impaired digestion. These preclude a sufficient supply of nourishment, at a period of growth, when it is most wanted: hence paleness, laxity, flaccidity, the nervous symptoms, wasting of the muscular flesh, languor, debility, the retention of the menses, and suspension of other excretions, serous effusions, dropsy, and death.

This view of Chlorosis explains some circumstances connected with it. The feeble and delicate of either sex, in whom the languid action of the bowels readily gives place to costiveness, are more exposed to Chlorosis, than the robust. Females are, in general, more delicate, and, in certain ranks of life, are more sedentary, than males; hence costiveness, and Chlorosis are more common with the former, than with the latter. It is well known, that the alvine evacuation is periodical, and subjected to the power of habit;

if

if the regular call is not obeyed, the necessity for the evacuation passes away; and the call being again and again neglected, habitual costiveness is the consequence. Hence, from the feelings of the sex, and frequently from the want of proper opportunities, costiveness, and its attendant Chlorosis, are more prevalent among girls, than among boys. Again, the greater capacity of the female pelvis gives more room, for that part of the intestinal canal, which is contained within it, to dilate, and, of course, to admit of greater accumulation of feculent matter, which, in proportion to its remora, becomes more, and more abundant, and more impacted. Hence costiveness is more obstinate, and Chlorosis, and other diseases originating in costiveness, are more severe, and are of more difficult cure, in the female, than in the male.

Impressed with these considerations, and with a previous favourable opinion of the utility of purgative medicines, in other complaints, I, many years ago, adopted the use of them in Chlorosis. I expected, by obviating costiveness, to remove the stomatic symptoms, and, of

course, others that depended upon them. I pursued this practice with the greater readiness, because I had experienced, on many occasions, the uncertain, and protracted cure of Chlorosis, by the remedies in common use.

Scarcely had I begun the exhibition of purgative medicines in Chlorosis, when I had the satisfaction to find that the opinion, which I had formed of them, was well founded, and that they proved at once safe, and quickly salutary.

As Chlorosis proceeds by slow degrees, from its commencement, to its confirmed state; so I found, according to the progress which it had made, that the bowels were more or less easily moved. I therefore varied the strength of the purgative medicines, which I employed, as well as the frequency of their repetition, as this circumstance seemed to require. The unloading the constipated bowels is the object to be obtained here, as it is in Chorea Sancti Viti; and the means, by which it is obtained, are the same in both diseases.

As in Chorea, so in Chlorosis, the quantity of feculent matter accumulated is often very great; and the movement of it, a task of no small difficulty.

Of course, the same attention, and assiduity in the exhibition of purgative medicines, which I have pointed out to be so necessary in Chorea, are equally demanded in Chlorosis. The practitioner, who is not aware of this, and who, yielding to the importunity of his patients, or to the caprice of their relations, does not steadily pursue this plan of cure, will be disappointed, his abilities will be called in question, and his practice vilified and neglected.

After the due evacuation of the intestinal canal, recovery may be promoted by the interposition of tonic medicines. If such, however, abate appetite, and induce sickness, they will be of doubtful efficacy. In this case, the patient may be directed to trust to the use of nourishing food of easy digestion, and to frequent exposure to the open air, when the weather is good.

After

After all, I am not singular in this practice. The favourers of the humoral pathology have recommended a gentle purge, at intervals, to carry off whatever loads the intestines. Others advise the same practice, that the stimulus excited by the purgative may be communicated to the vessels of the uterus, which have connexion with those of the rectum. But as the objects, in these instances, were only secondary, the direct good effects of purgative medicines seem not to have been understood, or to have been lost in other views, directing other treatment.

---

In concluding this subject, I must observe, how much it behoves those, who have the charge of young people, particularly of the female sex, to impress them with the propriety, nay, with the absolute necessity of attention to the regular state of the bowels; and to put it in their power, by the use of proper means, to guard against constipation; and, at the same time, to watch over them, lest, through indolence, they neglect

neglect a circumstance, which promoting, in the gay season of youth, the enjoyment of health and happiness, opposes a sure barrier against the inroads of Chlorosis, always a distressing, and sometimes a fatal complaint.

I cannot adduce instances of Chlorosis treated by the use of purgative medicines. This disease is not frequent among that class of society, who seek a refuge in a public hospital; while my notes of private cases, although sufficient for my own purpose, are too imperfect to afford materials for authentic histories fitted for public inspection.



## CHAP. VI.

### ON THE UTILITY AND ADMINISTRATION OF PURGATIVE MEDICINES IN VOMITING OF BLOOD.

VOMITING of blood is an alarming, and often a distressful disease; but, having been generally considered as symptomatic of other affections, it has not found a place in any regular system of physic.

I do not propose to attempt a general history of Hæmatemesis. But there is one variety of it, which attacks females, who are from eighteen to thirty years of age; and it rarely appears sooner, or later than these periods, which I shall endeavour to illustrate.

As

As I confine my attention to this variety, the observations which I am about to make, will not apply to Hæmatemesis, which originates in organic affection of the stomach, and viscera connected with it, either a constitutional disease, or the consequence of previous irregularities, and intemperance. I have seen several instances of this vomiting of blood, the cure of which is doubtful in the extreme, and difficult.

The attack of the hæmorrhagy, of which I am to speak, is preceded by great languor, and oppression, both about the chest, and the præcordia; and by a sense of fulness of the præcordia, by cough, dyspnœa, and sometimes by pain of breast; by loss of appetite, headach, vertigo, and disturbed sleep. The eye is dull, the countenance is expressive of much distress, the pulse is feeble, and the bowels are constipated.

In this state of impaired health, a particular fit of sickness and nausea is the immediate forerunner of the attack of the vomiting of blood. The blood vomited is sometimes florid, and, at  
other

other times, black, and grumous. The quantity of blood brought up at one time, varies from a few ounces, to the quantity of a pound or more. The distressing symptoms are relieved by this discharge of blood; but are again aggravated, previously to the return of a similar attack.

This disease, under the usual management, is of uncertain duration, and of unequal severity.

The time of life, at which this Hæmatemesis takes place, and the circumstance of being peculiar to the female sex, have induced practitioners to imagine, that it is intimately connected with the menstrual flux; the suppression of which has been generally considered as the sole cause of the disease. It has been said to be a hæmorrhagy, vicarious of the menses.

The high importance of the uterine system in the animal œconomy cannot be doubted; but the functions of this system are veiled in deep obscurity, and will not, perhaps, be at any time clearly understood. They have occupied  
much

much of the attention of the speculative enquirer; and ingenuity has been taxed, to invent theories in explanation of them, and of their influence, in health, and in disease.

The menstrual flux, the most obvious of the uterine phenomena, has afforded a wide field for discussion. It is interwoven with the opinions we entertain of almost every disease, to which the female sex is exposed. Its overflow, or its suppression, are the ready expounders of many symptoms; and the fruitful, though perhaps imaginary source of many diseases. This flux is a constant object of attention to females, who are, in general, well schooled, as to the importance, and necessity of it.

These theories of the schools, and these early impressions on the female mind, give a consequence to this subject, and force it upon the notice of the medical practitioner, who must subscribe to the general opinions respecting the menses, and seem to adopt them, although he may question, in some respects, the foundation

on which it rests, and the conclusions to which it leads.

Too curious a research into the arcana of nature is nugatory. These, doubtless for wise reasons, seem to be placed beyond the ken of mankind. When, therefore, we adopt the views and language of the schools, on points merely theoretical, and deduce practical conclusions from them, it is probable we may err. I, for one, am inclined to think, that too much has been imputed to the influence of the menses, in circumstances of disease. In explaining these circumstances, we seem to have reasoned too much on a subject, that is but little understood.

The interruption of the evacuation of the menses frequently takes place for a length of time, without prejudice to the health. May not this, therefore, be oftener the symptom, or consequence, than the cause of disease? It is not uncommon for females to complain, about the usual period of menstruation; and if the menses do not appear, the previous ailment is hastily attributed to this circumstance. But it may, with equal  
1 reason,

reason, and with equal probability, be said to have been the cause of the suppression.

If these things be so, we cannot but regret theoretical disquisitions, which have, in other instances, as well as in the present one, led us to an attempt of difficult accomplishment, and of uncertain issue,—the restoration of suppressed menstruation; while a different practice, more certain, and more useful, and founded on different views of the case, has been either never devised, or has been entirely neglected.

I feel myself at perfect liberty to make these reflections; because, in the case now before us, the cause assumed, to account for vomiting of blood, proceeds upon limited, or mistaken information. Suspended menstruation is not a necessary concomitant of hæmatemesis, which appears when the menses are regular. I do not know in what proportion of instances this is the case; but if it is so in one instance, this one instance overturns the theory, does away the vicarious nature of hæmatemesis, and gives it a

H place,

place, where I conceive it ought to have one, among idiopathic diseases.

About ten years ago, Dr. Gasking, of Plymouth, passed a season in Edinburgh.—I had the pleasure to be acquainted with him, and I cultivated his friendship. At this time I had ascertained the efficacy of purgative medicines in the diseases of which I have treated: I conversed with Dr. Gasking freely on these subjects, communicating the observations I had made.

Dr. Gasking frequently walked the Hospital with me. He observed a patient labouring under vomiting of blood, whom I had been treating in the usual routine, with cooling acidulous medicines, and with different emenagogues, to no good purpose. He requested me to open her bowels with calomel; he spoke with the decision which experience gives, and I followed his advice.

This patient was from the country; of a robust make, and hale constitution. She was  
about

about twenty years of age. The alvine evacuation, procured on the exhibition of the purgative, was copious, and of unnatural appearance. She obtained immediate relief; vomiting of blood did not recur; and a few more purgatives established her recovery. She left the Hospital, strongly enjoined to preserve a regular state of her belly,—means for this purpose being furnished to her.

In three or four months, this patient returned, labouring under constipation, and a recurrence of the vomiting of blood. The constipation was again removed, by means of calomel, and a great load of indurated, and fetid feces was brought off. In a short time she left the Hospital, again cured, and again admonished to be more attentive to the state of her bowels.

This instructive lesson was not lost upon me; it taught me, that the vomiting of blood of which I speak, depends upon constipation of the belly, a circumstance which I had not before suspected.



I have followed the practice which this case suggested, in the instances of the ailment which I have since met with ; and my success has been so uniform, that I now lay it down as a certain position, that the proper exhibition of purgative medicines affords sure, and effectual means of removing hæmatemesis, the subject of this chapter.

The purgatives, which I have used in these cases, have never excited vomiting ; and, what may be thought singular, I have never been able to ascertain the presence of blood in the feces.

As the strength of patients labouring under this vomiting of blood is generally pretty entire, we need not dread full purging ; but this effect is not wanted ; if we unload the bowels, we accomplish the cure.

The feces which are brought off are copious, unnatural in colour, consistence, and smell, as they generally are after long remora, the consequence of obstinate, and protracted costiveness.

sequence

The different circumstances, which not only expose women to costiveness more readily than men, but, when it does occur, to a more obstinate kind of it, as already noticed, may explain, why they are exclusively the subjects of this disease :—A consideration, which affords me a strong additional argument, for inculcating the most sedulous attention to the careful support of a regularly acting state of the bowels ; the only security against costiveness, that bane of health, and source of manifold distress.

In conducting the cure of vomiting of blood, I have not confined myself to the use of calomel alone ; I have occasionally substituted other purgative medicines, as will be instructed by the cases inserted in the Appendix, NO. VII. In which Number, I insert also a letter addressed to me, from Mr. James Law, one of the surgeons of the Infirmary, and surgeon to the Bridewell of Edinburgh. This communication from so respectable a quarter, will, in the general opinion, corroborate my practice in hæmatemesis.

CHAP.

## CHAP. VII.

## OBSERVATIONS ON THE UTILITY AND ADMINISTRATION OF PURGATIVE MEDICINES IN SOME CHRONIC DISEASES, AND IN HYSTERIA.

I HAVE not ascertained in how many various diseases purgative medicines may be employed with advantage ; but I believe the range of their utility is greater, than is commonly imagined.

I formerly remarked, that, in mature age, and in the decline of life, morbid symptoms, which are attributed to previous irregularities, to idiosyncrasy, to hereditary disposition, and to approaching old age, frequently arise from constipation of the bowels, or are nearly connected with

with it. These symptoms generally constitute chronic diseases, which are known under different names, and for the cure of which, the use of mineral waters is frequently recommended.

In the prosecution of this advice, the necessary change of scene and of air that takes place, the exercise of the body, the abstraction of the mind from the cares attendant on business, the interruption of an uniform train of thought and attention, and the escape, on some occasions, from ennui, are circumstances, which doubtless, co-operate with the beneficial effects of the mineral waters.

These waters appear to be useful in several diseases, nearly in proportion to their purgative quality; by means of which, regularity of the obstructed bowels is restored, and a competent share of health is established.

I have been disposed to think, that people, in similar circumstances of disease, but whom business, or whom pecuniary considerations detain at home, reap benefit from purgative medicines,

nearly, if not altogether, equal to that which purgative mineral waters impart. In confirmation of this opinion, I give a few cases from the records of the Royal Infirmary; they will be found in the eighth number of the Appendix.

In the same number, and taken from the same records, I insert two cases of Hysteria; I have turned my thoughts for some time past, to the administration of purgative medicines, in this disease.

At present, I am not prepared to give my sentiments at large, on these subjects. But I anticipate much gratification in prosecuting this field of enquiry, and in collecting useful facts; convinced, that, in the result, I shall find am plereward for the trouble I may take; and I may, perhaps, offer a future publication, on the utility of purgative medicines; but my professional avocations do not permit me to come under a positive obligation to do so.

I have

I have thus endeavoured to accomplish what I proposed, by showing that purgative medicines may be used more freely than has been commonly imagined; and used, not only with safety, but with evident, and decided advantage.

Here I must again solicit the reader's attention to two circumstances of great importance, in the treatment of diseases, by the use of purgative medicines. The first is, the regular and accurate examination of every alvine evacuation. The second is, the steady exhibition of the purgative medicine, so as to procure daily its full effect, during the continuance of the disease, for which it is given.

By the inspection, we ascertain the nature of the alvine discharge; a knowledge of which, together with a few other circumstances, enables

us to form a probable conjecture, with regard to the duration of the ailment, regulates the strength of each dose of the purgative, and determines the frequency of the repetition of it. Without this inspection, we will be constantly deceived, through the ignorance or inattention of our patients, or of their attendants.

By the second circumstance, the steady exhibition of the purgative medicines, we ensure the success of the practice, in the diseases under consideration. The puny and debilitated state of the sufferer may, on some occasions, excite alarm even in the breast of the practitioner; and the caprice of his patient, and the whims of relatives, may throw obstacles in his way. But these he must disregard; for unless he can suppress his own improper feelings, and overcome the unreasonable objections of others, he had better not adopt measures, which, to prove successful, must be conducted with decision and firmness. A contrary conduct will not avail; but, on the other hand, it will assuredly terminate in the vexation of the practitioner, the disappointment of the patient and relatives, and

the discredit of that practice, which, from a conviction of its utility, it has been my wish and study to recommend.

If some of the diseases of which I have treated be cured, almost solely by the operation of purgatives; and if this cure be effected more or less speedily, in proportion to the length of time, that constipation, and the changed nature of the feces have subsisted; I am persuaded, that, by preserving at all times the regular alvine evacuation, we will prevent the formation of those diseases altogether. If these expectations be not too sanguine, it is likely, that, by these means, the Marasmus and Hæmatemesis of which I have spoken, and Chorea, and Chlorosis, will rarely, if ever, appear. In my opinion, therefore, it would be a matter of public utility, to have these observations diffused widely among all ranks, and descriptions of people. But I leave whatever is interspersed on this subject through the foregoing pages, to be conveyed to  
mothers,



mothers, nurses, and other protectors of children and young people, through the medium of their medical advisers, who will recollect, that our paramount duty is, to prevent diseases; and, if that object be unattainable, our next duty is, to remove unavoidable pain and sickness.

To conclude, the reader must have observed the useful effects of purgative medicines, in diseases apparently different, and incident to people at various periods of life. The facts are undeniable, and serve to prove the extent, and importance of the subject; but of these I do not feel it to be incumbent on me to give any explanation at present, as such an attempt seems to be premature.

I am satisfied to have established certain leading facts, and to have opened views, which, if properly prosecuted, must give an opportunity to collect many more, and to extend our knowledge respecting the operation of purgatives. It will then be time to generalize the facts, and to

form a system of medical doctrines at once clear and comprehensive, and to deduce practical precepts, useful in proportion, as they will be simple and precise. When these predictions are fulfilled, we may hope to see banished, from the schools of medicine, all deceptive reasoning, however ingenious, and, from the practice of the healing art, a multifarious prescription of inert, and nauseous medicines.

down a system of moral duties as once clear  
 and comprehensive, and to define precisely  
 precisely what is important as they will be  
 simple and plain. When these positions are  
 established, we may hope to be purified, from the  
 schools of teaching all the false reasoning,  
 however ingenious, and from the practice of the  
 heathen and a multitudinous parade of their  
 and various mistakes.

An excellent outline of a system of  
 education has been given by the late  
 Dr. Johnson. It is a system of  
 education, which is not only  
 sound in principle, but also  
 practical in its application.  
 It is a system of education,  
 which is not only sound in  
 principle, but also practical  
 in its application. It is a  
 system of education, which  
 is not only sound in principle,  
 but also practical in its  
 application. It is a system  
 of education, which is not  
 only sound in principle, but  
 also practical in its applica-  
 tion. It is a system of edu-  
 cation, which is not only  
 sound in principle, but also  
 practical in its application.

## APPENDIX.

## No. I.

THE fluctuating state of the nomenclature of the materia medica, and of pharmaceutical preparations, will explain why several old names and titles of both, are found in the more early cases, contained in this Appendix. And indeed, such occasionally appear in more recent cases; the force of habit, and the dread of committing mistakes while my attention is occupied by the variety of Hospital business, have occasioned this deviation from the punctilious formality of prescription.

On these accounts, and consulting the accommodation of the reader, I insert in this number of the Appendix, tables of reference, from  
the

the older to the newer, and from the newer to the older names, of such medicines, as are mentioned in the following cases.

The reader will also find another table, which comprehends the formulæ of the compounded medicines which are prescribed in the same cases, and which are peculiar to the Pharmacopœia of the Royal Infirmary. As this Pharmacopœia is not in every one's hands; this table becomes the more necessary.

Tabulæ quæ designant nomenclaturam novam medicaminum, quæ reperiuntur in hocce libello.

Tabula prima exponit medicaminum titulos priores et posteriores.

TITULI PRIORES.	TITULI POSTERIORES.
Alkali fixum vegetabile purificatum - - -	} Carbonas potassæ.
Ammonia preparata - - -	
Antimonium tartarifatum	Tartaris antimonii.
Afafœtida - - -	} Gummi resina ferulæ assæ fæætidæ.
Bolus jalapæ cum mercurio	
Chrystalli tartari - - -	Bolus jalapæ compositus.
Cornu cervi - - -	Supertartaris potassæ.
Cremor tartari - - -	Carbonas ammoniæ.
	Supertartris potassæ.
	Extractum

TITULI PRIORES.	TITULI POSTERIORES.
Extractum catharticum -	} Pilulæ aloes cum colocynthi- de.
Extractum colocynthidis compositum -	
Glycirrhiza - - -	Glycirrhiza glabra.
Hydrargyrus precipitatus cinereus - - -	} Oxydum hydrargyri cine- reum.
Jalapa - - -	
Laudanum - - -	Convolvulus Jalapa.
Limon - - -	Tinctura opii.
Lixiva purificata -	Citrus medica.
Lixivium causticum -	Carbonas potassæ.
Magnesia alba - - -	Aqua potassæ.
Magnesia usta - - -	Carbonas magnesiæ.
Magnesia vitriolata -	Magnesia.
Mercurius cinereus -	Sulphas magnesiæ.
Pimenta - - -	} Oxydum Hydrargyri cinere- um.
Potio cretacea - - -	
Sal catharticus amarus -	Myrtus pimenta.
Sal Glauberi - - -	Potio carbonatis calcis.
Sal rupellensis - - -	Sulphas magnesiæ.
Senna - - -	Sulphas sodæ.
Soda phosphorata - -	Tartris sodæ et potassæ.
Soda tartarizata - -	Cassia fenna.
Soda vitriolata - - -	Phosphas sodæ.
Spiritus Mindereri -	Tartris sodæ et potassæ.
Squamæ ferri purificatæ	Sulphas sodæ.
Tartarus emeticus. - -	Aqua acetitis ammoniæ.
Tartarum vitriolatum. -	} Oxidum ferri nigrum purifi- catum.
Tinctura jalapæ - - -	
Tinctura Thebaica - -	Tartris antimonii.
	Sulphas potassæ.
	Tinctura convolvuli jalapæ.
	Tinctura Opii.

Tabula secunda exponit medicaminum titulo  
posteriores, et priores.

TITULI POSTERIORES.	TITULI PRIORES.
Aqua acetitis ammoniæ -	Spiritus Mindereri.
Aqua potassæ - -	Lixivium causticum.
Bolus jalapæ compositus -	Bolus jalapæ, cum mercurio.
Carbonas potassæ - -	{ Lixiva purificata.
	{ Alkali fixum vegetabile pu- rificatum.
Carbonas magnesiæ - -	Magnesiæ alba.
Cassia fenna - - -	Senna.
Citrus medica - - -	Limon.
Convolvulus jalapa - -	Jalapa.
Glycirrhiza glabra - -	Glycirrhiza.
Gummi resina ferulæ affæ- fætidiæ - - -	{ Affafætida.
Myrtus pimenta - - -	Pimenta.
Oxydum ferri nigrum purifi- catum - - -	{ Squamæ ferri purificatæ.
Oxydum hydrargyri cinere- um - - -	{ Mercurius cinereus. Hydrargyrus præcipitatus cinereus.
Phosphas sodæ - - -	Soda phosphorata.
Pilulæ aloes cum colocyn- thide - - -	{ Extractum catharticum. Extractum colocynthidis compositum.
Potio carbonatis calcis - -	Potio cretacea.
Sulphas magnesiæ - - -	Sal catharticus amarus.
Sulphas potassæ - - -	Tartarum vitriolatum.
Sulphas sodæ - - -	{ Sal Glauberi. Soda vitriolata.
Supertartris potassæ - -	{ Crystalli tartari. Cremor tartari.
Tartris antimonii - - -	{ Antimonium tartarifatum. Tartarus emeticus.
Tartris sodæ et potassæ -	{ Sal rupellensis. Soda tartarifata.
Tinctura convolvuli jalapæ	Tinctura jalapæ.
Tinctura opii - - -	{ Laudanum. Tinctura thebaica.

Tabula, quâ innotescunt formulæ medicaminum compositorum, quorum mentio fit, in hisce paginis, et quæ Pharmacopœiæ Nosocomii Regii Edinensis, propria sunt.

## DECOCTUM Furfuris.

Recipe—Furfuris uncias duas,  
Aquæ fontanæ libras duodecim,  
Coque ad libras novem, cum subsederint feces, elutriandas.

## ENEMA domesticum.

Recipe—Muriatis sodæ unciam dimidiam,  
Olei napi filvestris unciam,  
Aquæ tepidæ libram. Misce.

## ENEMA fætidum.

Recipe—Gummi resinæ ferulæ assæ fætidæ  
drachmas duas,  
Aquæ tepidæ uncias decem. Solve.



## ENEMA purgans.

Recipe—Foliorum cassiæ fennæ drachmas tres,  
 Sulphatis sodæ unciam,  
 Aquæ fervidæ libram.  
 Infunde et cola.

## HAUSTUS anodynus.

Recipe—Tincturæ opii guttas viginti quinque,  
 Aquæ fontanæ unciam,  
 Syrupi simplicis drachmas duas. Misce.

## HAUSTUS ex oleo Ricini.

Recipe—Olei ricini unciam dimidiam,  
 Aquæ destillatæ unciam,  
 Spiritus myrti pimentæ drachmam,  
 Aquæ potassæ guttas viginti. Misce.

## HAUSTUS salinus effervesceus.

Recipe—Carbonatis potassæ purificati scrupu-  
 los quatuor,

Aquæ

Aquæ fontanæ uncias quatuor. Solve,  
et cum subfederint feces, cola.

Recipe—Succus citri medicæ uncias duas,  
Syrupi simplicis  
Aquæ fontanæ utriusque unciam.  
Misce.

Utriusque mixturæ uncia detur pro dosi;  
solutione carbonatis calcis prius sumpta,  
mistura e succo citri medicæ, illico por-  
rigenda est.

#### INFUSUM cassiæ fennæ.

Recipe—Foliorum cassiæ fennæ unciam et dimi-  
diam,  
Seminum coriandri fativi contusorum  
unciam et dimidiam,  
Supertartritis potassæ drachmas duas,  
Aquæ fontanæ libram.

Supertartritrem potassæ in aqua coquendo  
solve; deinde liquorem adhuc ferventem  
fennæ et seminibus affunde; macera per  
horam in vase operto, et frige factum cola.

MISTURA corticis Peruvianæ aromatica : vel  
mistura cinchonæ officinalis aromatica.

Recipe—Pulveris corticis cinchonæ unciam di-  
midiam,  
Mucilaginis mimosæ niloticæ uncias  
duas. Tere simul et paulatim adde  
Aquæ fontanæ uncias quinque,  
Tincturæ lauri cassiæ unciam unam et  
dimidiam. Misce.

MISTURA diaphoretica antimonalis.

Recipe—Aquæ fontanæ uncias quinque et di-  
midiam,  
Sacchari purificati drachmam unam et  
dimidiam,  
Vini tartritis antimonii drachmas duas,  
Tincturæ opii guttas triginta. Misce.

MISTURA diaphoretica salina.

Recipe—Aquæ fontanæ uncias quatuor,  
Sacchari purificati drachmas tres,  
Carbonatis

Carbonatis ammoniæ præparatæ grana  
decem. Solve et adde

Aquæ acetitis ammoniæ uncias tres,  
Spiritus myrti pimentæ drachmas  
duas. Misce.

MISTURA mucilaginosæ.

Recipe—Decocti althææ officinalis uncias qua-  
tuor,  
Syrupi simplicis unciam dimidiam.  
Misce.

POTUS acidis vegetabilis.

Recipe—Decocti furfuris libras duas,  
Supertartartis potassæ scrupulos qua-  
tuor,  
Syrupi simplicis unciam. Misce.

SOLUTIO gummi resinæ ferulæ assæ fætidæ.

Recipe—Gummi resinæ ferulæ assæ fætidæ  
drachmas quatuor,  
Aquæ fervidæ, uncias viginti-quatuor.  
Solve.

## APPENDIX.

No. II.

## CASES OF FEVER.

Royal Infr.  
Aug. 21st.  
1796.

JOHN DENHAM, Ætat. 11.

COMPLAINS much of headach—vertigo—general uneasiness and sickness.

Pulse 120—skin very hot—tongue loaded—much thirst—belly rather slow—no appetite—indifferent nights.

Complaints began on the 18th current.

He had an emetic on the 19th, with some temporary relief.

Injiciatur enema domesticum.

— 22d.

One stool—restless during night—skin dry, and of a pungent heat—tongue loaded—pulse about 120, and full—abdomen feels tense, and is painful.

Recipe

Recipe—Mercurii dulcis,  
 Pulveris jalapæ,  
 Sacchari albi, aa grana tria.

Tere in pulverem, quam primum fumendum,

Toast and water for drink.

A bad night, with delirium—skin continues Aug. 23d.  
 hot—tongue more loaded—pulse towards 120,  
 less full—much thirst—two scanty stools.

Injiciantur quam primum enematis domestici  
 uncias decem.

Recipe—Foliorum Sennæ drachmam unam,  
 Extractum glycyrrhizæ drachmam  
 dimidiam,  
 Aquæ fervidæ uncias octo,

Sit infusum duabus vicibus fumendum,

A better night, with less delirium—skin less — 24th,  
 pungently hot—pulse about 120, and soft—  
 tongue less loaded, and moist—complains of  
 headache—considerable thirst—a copious stool  
 from the injection—another since taking the  
 physic—belly seems somewhat distended; he  
 complains on its being pressed.

Repetatur

Repetatur enema domesticum vespere, et habeat haustum, cum tincturæ thebaicæ guttis quindecim.

Aug. 25th. Easy during the first part of the night.—restless with delirium since morning—belly more distended, and pained on pressure—tongue more loaded and parched—a loose feculent stool after the injection—a similar one since morning, which, as well as the urine, has been voided without notice—pulse about 120, of middling strength—skin moderately cool,

Recipe—Aquæ uncias quatuor,  
Magnetæ ustæ drachmam unam,  
Sacchari drachmam dimidiam.

Sit mistura cujus sumatur uncia dimidia, omni hora.

Repetatur haustus anodynus vespere.

— 26th. Three stools since yesterday—the first of a natural appearance, the two last watery and greenish—a lumbricus has been voided—fulness and pain of abdomen much abated—skin cool—tongue clean—pulse about 90, feeble—mixture used—a good night.

Repetatur

Repetatur mistura cum magnesia necnon haustus vespere.

Two loose and green coloured stools voided Aug. 27th. in bed—since yesterday fulness of abdomen gone—no complaint on pressure—tongue clean—pulse about 80, tolerably firm—skin cool—sensible to the stimulus of urine—a good night—appetite returning.

Continuetur haustus et mistura cum magnesia.

Is at present asleep—he has had a good night. — 28th. Two stools not passed in bed—some food taken this morning.

Continuetur haustus et mistura.

No stool—a good night—now asleep—appetite — 29th. improving.

Continuetur mistura e magnesia.

Omittatur haustus anodynus.

Habeat jusculi bovini libram unam, indies.

Another lumbricus, of a large size, voided — 31st. since yesterday—belly regular—pulse about 80 and



and soft—tongue clean—appetite good—an easy night.

Continuetur magnesia alba.

Sept. 10th.

Gradual convalescence,

Dismissed cured,

JAMES

JAMES M'KECHNY, Ætat. 20.

Royal Infr.  
Aug. 31st.  
1796.

Complains of headache, pain in his back, general uneasiness and sickness.

Has at times a slight cough, but no particular uneasiness about his breast.

Belly regular—considerable thirst—tongue white—pulse 110, pretty full—skin hot—tolerable nights.

Complaints began nine or ten days ago, and have been frequently attended with shivering.

Has used no medicines.

Sumat pulveris jalapæ compositi drachmam Sept. 1st.  
dimidiam.

Habeat decoctum furfuris pro potu.

Headache abated—cough and thirst continue—pulse about 100—an indifferent night—as yet no stool. — ed.

Repetatur quam primum pulvis jalapæ compositus.

Habeat

Habeat vespere si opus sit enema domesticum.  
 Haustum anodynum hora somni.

Sept. 5th.

Free passage of belly previous to the injection—headach and cough gone—pulse calm—appetite returning.

— 6th.

Convalescent.

Full diet.

— 10th.

Dismissed cured.

Two copious stools after an injection in the evening—febrile symptoms much abated—skin

ROBERT GRANT, Ætat. 21.

Royal Infr.  
Sept. 29th.

Complains of headach—vertigo—nausea—<sup>1796.</sup>  
chilly fits, succeeded by heat and sweating, great  
uneasiness, and oppression, much thirst, and loss  
of appetite.

Pulse 96—tongue very foul—skin at present  
moist—belly regular—sleeps indifferently—on  
the 19th after exposure to cold, while on guar  
in the night time, was seized with headach,  
coldness, shivering, and prostration of strength;  
he has continued daily worse since that time, al-  
though he took an emetic on the 20th.

Febrile symptoms continue—pulse about 90, — 30th.  
somewhat full—tongue pretty clean and moist—  
a stool in the course of yesterday.

Recipe—Pulveris jalapæ grana decem,  
Mercurii dulcis grana tria. Sit pul-  
vis quam primum fumendus.

Potum acidum vegetabilem, ad libi-  
tum.

Two

Oct. 1st. Two copious stools, after an injection in the evening—febrile symptoms much abated—skin moist—pulse calm.

— 2d. Convalescent.

Full diet.

— 12th. Dismissed cured.

of appetite.

Pulse 88—tongue very foul—skin at present moist—belly regular—sleeps indifferently—on the 12th after exposure to cold, while on guard in the night time, was seized with headache, coldness, shivering, and prostration of strength; he has continued daily worse since that time, although he took an emetic on the 20th.

Febrile symptoms continue—pulse about 90—somewhat full—tongue pretty clean and moist—a stool in the course of yesterday.

Recipe—Pulvis jalapa grana decem

Mercuri dulcis grana tria. Sit pul.

vis quam primum sumendum.

Potum acidum vegetabilem ad lib.

lum.

JONATHAN GREEN, *Ætat.* 22.

Royal Infir.  
Sept. 5th.  
1796.

Complains of headach, pain of back, general uneasiness, and sickness.

Pulse 96—skin cool—tongue white—thirst natural—belly rather loose—appetite bad—urine high coloured—sleeps ill.

Complaints began yesterday, with shivering, followed by increased heat and sweating—attributes them to cold and wet, being exposed to the rain, for a considerable time on Saturday last 3d current.

Has used no medicines.

Habeat quam primum

— 6th.

Vini ipecacuanhæ unciam unam pro emetico. Cras mane

Pulveris jalapæ compositi drachmam dimidiam.

Full vomiting—febrile symptoms abated—  
pulse calm—three stools. — 7th.

Full diet.

κ

Aggravation

Sept. 10th. Aggravation of headach, with feebleness and languor—pulse about 120—belly flow.

Habeat quam primum, pulveris jalapæ compositi scrupulos duos.

— 11th. As yet no stool—headach continues—pulse about 100, rather feeble.

Habeat vespere,

Enema domesticum, et ni plene responderit alvus, pulveris jalapæ compositi drachmam unam cras mane.

— 12th. One stool by the injection—four by the physic this morning—headach relieved, and countenance lightened.

— 13th. Frequent scanty stools since yesterday, with gripes and tenesmus—much thirst—tongue white—pulse about 100.

Recipe—Sodæ tartarifatæ drachmas sex,

Aquæ uncias duodecim.

Sit solutio quam primum, duabus vicibus fumenda.

Habeat haustum anodynum vespere.

Toast and water for drink.

Gripes

Gripes and purging gone—tongue white, rather loaded—pulse about 90. Sept. 14th.

Repetatur cras mane solutio sodæ tartarifatæ.

Convalescent.

— 16th.

Full diet.

Slight headach at times—belly open—pulse about 90. — 19th.

Habeat potionis cretaceæ unciam unam ter de die.

Belly regular—slight headach continues— — 21st.

Sumat pulveris corticis Peruvianæ drachmam dimidiam quater indies.

Intermittatur potio cretacea.

Headach gone—belly regular. — 26th.

Dismissed cured.



Royal Infir.  
Sept. 13th.  
1796.

ROBERT MUCKLE, Ætat. 17.

Complains of pain of head, back, general uneasiness, and weakness.

Pulse 84—skin natural—thirst urgent—tongue white, with bad taste in his mouth—appetite impaired—belly regular—urine natural—sleeps ill.

Complaints first began on Saturday the 10th inst. with shivering, succeeded by increased heat, and sweating.

Knows no cause.

Took an emetic yesterday, with relief.

— 14th. Headach and thirst continue—pulse about 80—skin warm—two stools—indifferent night.

Habeat quam primum,

Bolum e jalapa cum mercurii granis tribus.

— 15th. Pain shifted to the hind head and neck—thirst continues—no stool.

Recipe

Recipe—Foliorum fennæ,

Cryftallorum tartari, utriusque drach-

nam unam,

Aquæ fervidæ uncias octo.

Sit infufum quam primum fumen-

dum.

Pain chiefly occupies the hind neck—in other Sept. 17th.  
 respects convalescent.

Oblinatur cervix qua dolet,

Oleo ammoniato et tegatur panno laneo.

Pain of head and neck gone—slight pain be- — 21st.  
 twixt the fcapulæ—otherwise well.

Intermittatur oleum ammoniatum.

Full diet.

Dismissed cured. — 26th.

Royal Infr.  
Sept. 14th.  
1796.

JOHN FAIRGRAVE, Ætat. 19.

Complains of pain of head, vertigo, sickness, general uneasiness, and weakness.

Pulse 68—skin hot—tongue white—thirst—appetite bad—urine natural—belly loose—sleeps pretty well.

These complaints first commenced yesterday morning; he was seized with shivering—increased heat, succeeded by sweating.

Knows no cause.

Took an emetic yesterday forenoon, with relief.

Two stools since admission.

Habeat quam primum,

Bolum jalapæ cum mercurii granis tribus.

— 15th. One copious, and two smaller stools—an easy night—febrile symptoms abated—pulse about 60, and soft.

— 16th. Convalescent.  
Full diet.

Pfora,

Sept. 17th.

Habeat unguentum fulphuris more solito.

Pfora yields—pulse about 50.

— 18th.

Habeat balneum tepidum.

— 23d.

Intermittatur unguentum fulphuris.

Dismissed cured.

— 24th.

Two bottles—tongue loaded—pulse towards  
 100, and full—(full) and full—  
 night, and still disposed to sleep.  
 Care upon repetition, pulse & mercury held  
 Another full in the evening—none since the  
 exhibition of the powder—feverish continued—  
 pulse about 90, and full—tongue still loaded.  
 Habeat si opus sit, emulsi dentellium vesperis.

Three

K 4

DONALD

Royal Infr.  
April 19th,  
1798.

DONALD WATSON, Ætat. 23.

Complains of severe pain in his head, with general forenefs—pulse about 90—tongue white—thirst considerable—appetite impaired—no stool since the 16th instant, on which day his complaints began with shivering.

Recipe—Mercurii dulcis grana quinque,  
Pulveris jalapæ grana duodecim,  
Sit pulvis quam primum fumendus.

— 20th. Two stools—tongue loaded—pulse towards 108, and full—thirst moderate—a tolerable night, and still disposed to sleep.

Cras mane repetatur pulvis e mercurio dulci et jalapa.

— 21st. Another stool in the evening—none since the exhibition of the powder—headach continues—pulse about 90, and soft—tongue still loaded.

Habeat, si opus fit, enema domesticum vespere.

Three

Three scanty stools in the course of yesterday April 22d.  
 —headach relieved—tongue less loaded—skin  
 cool and moist—pulse calm—a good night.

Cras mane habeat pulveris jalapæ compositi  
 drachmam unam.

A good night—several stools—tongue clean — 23d.  
 —pulse calm.

Convalescent. Full diet. — 27th.

Dismissed cured.

Royal Infir.  
April 20th.  
1798.

JAMES DENNET, *Ætat.* 12.

Complains of pain in his head, and in his belly—of vertigo—great sickness, and occasional vomiting—pulse about 100—tongue white—considerable thirst—appetite impaired—belly bound. These symptoms commenced with shivering on the 16th, and he had been exposed to the contagion of fever,

— 21st. A natural stool—no recurrence of vomiting—headach and sickness continue—pulse about 120—skin hot.

Habeat pulveris jalapæ compositi scrupulum.  
Haustum cum tincturæ thebaicæ guttis quindecim hora somni.

— 22d. Headach and sickness relieved—tongue clean and moist—pulse quick and feeble—two stools previous to giving the powder, and two since—a good night.

Habeat

Habeat misturæ diaphoreticæ salinæ unciam  
 tertia quaque hora.

Repetatur haustus, hora fomni.

A good night—still disposed to sleep—free of April 23d.  
 complaint.

Omittatur haustus.

Gripes in the course of yesterday—two stools — 24th.  
 since morning, fifteen grains of compound pow-  
 der of jalap being given—pulse quick—skirt  
 warm—tongue white—still drowsy—gripes con-  
 tinue.

Habeat vini ipecacuanhæ drachmas sex, pro  
 emetico.

Two dark coloured stools—no vomiting— 25th  
 gripes gone—a quiet night.

Convalescent. Full diet. — 30th.

Dismissed cured. May 11th.



Royal Infir.  
May 17th.  
1798.

JAMES GRANT, Ætat. 18.

Complains of great pain in the umbilical and epigastric regions ; of severe headach and much sickness, with general uneasiness and lassitude. His internal fauces are painful, and there is an eruption of reddish spots over his face and most of his body. Pulse about 90—belly flow—appetite impaired—tongue rather white—has great thirst.

On the 12th current he was affected with shivering ; the spots appeared about the 15th, and have been increasing since that time ; the affection of his throat has likewise been increasing. He had been recovered eight days from a febrile attack, which had continued for a fortnight without any eruption.

He took an emetic on the 13th, which relieved in some degree the pain of his head. He took also some pills on the 15th, which acted as a laxative.

Habeat enema purgans.

Pain

Pain of abdomen, affection of internal fauces, May 18th.  
and eruption continue—skin moderately warm  
—pulse about 80, and soft—a costive stool.

Habeat quam primum,

Pulveris jalapæ,

Mercurii dulcis, utriusque grana sex.

Potum acidum vegetabilem ad libitum.

A costive stool in the evening, after an injection — 19th.  
—pain of abdomen, affection of throat,  
and eruption, stationary—tongue loaded—much  
thirst—pungent heat of skin—pulse about 80.

Rec.—Sodæ vitriolatæ drachmas sex,

Sacchari drachmas duas,

Chrystallorum tartari,

Foliorum fennæ, utriusque drachmam,

Aquæ fervidæ uncias sedecim.

Fiat infusum, quam primum sumendum.—Te-  
gantur fauces panno laneo.

Complaints stationary—a bad night—tongue — 20th.  
still loaded—with thirst—skin cooler—pulse  
about 80—four dark coloured stools.

Habeat haustum anodynum vespere.

Cras

Cras mane infusi fennæ unciam et dimidiam.

Seri vinofi libras duas, partitis vicibus indies.

May 21st. Pain of abdomen is abated—that of internal fauces, which appear considerably inflamed, continues—eruption, copious on the face, is less frequent on the rest of the body—heat of skin again more pungent—pulse about 100—thirst urgent—no stool—indifferent night.

Habeat si opus sit enema domesticum.

— 22d. A copious dark coloured stool after the injection—affection of throat and eruption continue—pulse about 90, of moderate strength—skin of a less pungent heat—thirst not abated.

Addantur Haustui tincturæ thebaicæ guttæ decem.

— 23d. Pain of Epigastrium has recurred—pain of fauces continues—skin less hot—pulse about 80, soft and firm—no stool—an indifferent night.

Habeat quam primum infusi fennæ uncias duas.

Repetatur

Repetatur haustus.

Intermittatur serum vinosum.

Two dark coloured stools—pain of epigastrium and fauces relieved—eruption fading—tongue cleaner—pulse about 80, and soft—skin moist—thirst abated—a good night. May 24th.

Convalescent—belly rather flow. — 26th.

Habeat omni mane Pulveris Rhei grana decem.

Intermittatur haustus.

Full diet.

Belly has been regular. — 30th.

Dismissed cured.

Royal Infir.  
May 28th.  
1798.

ALEXANDER M'DOUGAL, *Ætat.* 23.

Is affected with great pain in the epigastrium, in the lumbar region; with headach, sickness, and anxiety. Pulse about 84—tongue white—thirst urgent—belly regular—appetite weak. He was first attacked with shivering, and with the pains which now distress him, on the 24th instant. He yesterday took an emetic and a laxative powder, by which the sickness and pain in his abdomen have been relieved.

— 29th. Pain of epigastrium and sickness still more relieved—pulse about 80, and soft—no stool since that procured by the laxative powder—tongue moist—a tolerable night.

Habeat quam primum

Pulveris Jalapæ,

Mercurii dulcis, utriusque grana sex.

Hauftum anodynum vespere.

Three

Three stools—a good night—pain of epigas- May 30th.  
trium, of lumbar region, and febrile symptoms  
gone.

Repetatur haustus anodyni.

Convalescent.

Intermittatur haustus anodyni.

Full diet.

Dismissed cured.

Royal Inoc.  
July 17th.  
1798.  
June 1st.  
— 8th.

Four pretty copious stools—pain abated—skin  
moist, but rather warm—tongue parched—pulse  
about 100, and full—considerable thirst—a  
good night.  
Hæmat mistura disphoretica antimoniaca un-  
guentum  
ANDREW  
Skin

ANDREW HALL, Ætat. 21.

Royal Infr.  
July 17th.  
1798.

Complains of severe pain in the lumbar region, and in the extreme muscles of his feet—of general debility and lassitude—pulse about 80—tongue clean, but rather white—has great thirst—his appetite is very weak—his belly had been costive, and he took of calomel five grains, with eight of powder of jalap, last night, which procured one stool; since which he feels less oppressed. His complaints commenced eight days ago, when he was affected with headach, sickness and frequent rigors.

Recipe—Mercurii dulcis grana quinque,  
Pulveris radice jalapæ grana sedecim.

Sit pulvis quam primum fumendus.

— 18th. Four pretty copious stools—pain abated—skin moist, but rather warm—tongue parched—pulse about 100, and full—considerable thirst—a good night.

Habeat misturæ diaphoreticæ antimonialis unciam, secunda quaque hora.

Skin

Skin dry and warm—pulse about 90, less full July 19th.  
—considerable swelling and redness of internal  
fauces, with pain and difficulty of deglutition—  
two stools—tongue dry—much thirst.

Adhibeatur vesicatorium, haud ita magnum,  
— inter scapulas.

Deglutiat subinde misturam mucilaginosam.

Habeat decoctum furfuris ad libitum.

Continuetur mistura diaphoretica.

Affection of internal fauces continues—belly — 21st.  
regular—skin hot—pulse about 80, of good  
strength.

Continuentur medicamenta.

Spontaneous vomiting—several clay-coloured — 22d.  
stools, with gripes since morning.

Recipe—Sodæ vitriolatæ,  
Infusi fennæ, utriusque unciam dimi-  
diam,

Aquæ uncias octo. Sit solutio quam  
primum sumenda.

Three stools after the physic—no return of — 23d.  
vomiting since the evening—much thirst—



tongue dry—skin moderately cool—pulse about 80, and soft.

Intermittatur mistura diaphoretica.

July 24th. Two stools of natural appearance—no return of vomiting—affection of internal fauces gone—pulse about 80, full and soft—his looks are amended—a bad night.

Habeat haustum salinum effervescentem, alternis horis.

Pilulas thebaicas, tres vespere.

Pulveris jalapæ compositi scrupulos duos, cras mane.

— 25th. Two attacks of vomiting—three stools—tongue dry, rather loaded—a better night—pulse calm.

Repetantur Pilulæ thebaicæ.

Continuentur haustus salini.

— 26th. Several attacks of vomiting of a dark greenish coloured matter—three or four stools, the last of a dark colour—no pain, but unusual fullness of the abdomen—flight cough—flight pain

of

of breast—sputa seem to have admixture of blood—pulse about 80, and rather feeble.

Adhibeatur emplastrum vesicatorium regioni epigastricæ.

Habeat crystallorum tartari drachmam unam, mane et vespere.

Intermittantur haustus salini et pilulæ thebaicæ.

Vomiting has not recurred—five stools, July 27th. which, as well as the sputa, have had admixture of blood—blister rose well.

Continuentur crystalli tartari.

Cough, pain of breast, and fulness of abdomen gone—several dark coloured-stools—tongue clean—pulse calm. — 29th.

Omittantur cryfalli tartari,

Dismissed cured,

Aug. 12th.

Royal Infir.  
Aug. 7th.  
1801.

JOHN BAIRD, Ætat. 14.

On the 2d instant, from account, was suddenly attacked with rigours, increased heat, and general sweat. Since admission, he has been very indistinct, and frequently, while awake, is observed to mutter and speak to himself: while asleep, he oftens starts, and awakes in a fright. Pulse 130, and weak—skin very warm—tongue clean—some thirst—the day before his illness was exposed to febrile contagion—a scanty stool since admission—no remedies employed.

Habeat quam primum enema domesticum.

— 8th. A scanty loose stool—pulse about 120, and rather feeble—tongue white—more distinct—  
injection not given.

Quam primum bolum e jalapa cum mercurii  
granis tribus.

Decoctum furfuris ad libitum.

Two or three stools—skin cool—pulse about 90—Aug. 9th.  
a good night, and disposed to sleep—making no complaint.

Continuetur decoctum furfuris.

Has had delirium and irregular convulsive — 10th.  
motions—belly flow—pulse feeble.

Repetatur bolus e jalapa cum mercurio.

Abradatur capillitium.

Habeat vini rubri uncias octo.

Sumat unciam subinde, indies.

Delirium and involuntary motions still continue—11th.  
a better night—two loose stools—pulse towards 120, and feeble—wine not much relished.

Adhibeatur vesicatorium toti capiti.

Habeat haustum cum laudani guttis quindecim.

Intermittatur vinum rubrum.

Delirium much aggravated towards evening — 12th.  
—quietness succeeded the exhibition of the draught, which still continues—irregular con-

vulſive motions abated pulse about 120, and firmer.

Habeat miſturæ diaphoreticæ ſalinæ unciam, tertia quaque hora.

Repetatur hauſtus, veſpere.

Aug. 13th. A tolerable night—diſpoſed to be drowſy—on awaking, he appears agitated, ſcreaming occaſionally, but makes no complaint—appetite indifferent—pulse quick and feeble—belly ſlow— involuntary motions not perceived—face more or leſs flushed—copious diſcharge by the bliſter.

Habeat quam primum infuſi ſennæ uncias duas, necnon ejuſdem infuſi unciam ſemel indies.

Pilulam e mercurio cinerio, mane et veſpere.

Intermittatur hauſtus anodynus.

— 14th. An indifferent night—although leſs drowſy, has on the whole ſlept much—tongue clean and moiſt—ſkin cool and ſoft—pulse about 100, and feeble—expreſſion of countenance more natural—one ſtool—but little food taken.

Continuentur pilula hydrargyri et miſtura.

Appetite

Appetite mending—looks improving—sleep Aug. 17th.  
natural—pulse calm—skin cool—belly open.

Intermittatur pilula hydrargyri.

An egg to dinner.

Dismissed cured.

— 27th.

JAMES  
breathing—pulse 80, and feeble.

Rec.

Royal Infr.  
March 27th.  
1804.

DONALD STEWART, Ætat. 19.

Complains of violent headach, vertigo, nausea, and occasional vomiting, pain under the sternum, with frequent short cough, and slight dyspnœa—debility—general uneasiness—pulse 90—skin hot—tongue loaded—belly, by account, regular.—Was attacked two days ago, with rigors—has used no remedies.

— 28th. Imponatur vesicatorium quam primum sterno, et fumat bolum jalapæ compositum.

Misturæ salinæ ammoniatæ unciam, subinde.

— 19th. Headach and sickness—cough, and pain of breast relieved—frequent stools—pulse calm—skin cool and moist—tongue white—thirst inconsiderable—an indifferent night—blister has answered well.

Hauftum anadoynum, vespere.

Continuetur mistura salina ammoniata.

— 31st. Purging gone—cough returns at times, with uneasy breathing—pulse 90, and feeble.

Rec.

Recipe—Misturæ mucilaginosæ uncias quatuor,  
 Vini e tartrite antimonii drachmas duas,  
 Tincturæ thebaicæ guttas triginta.

Misturæ agitatae sumat unciam dimidiam, sub-  
 inde.—Intermittatur mistura salina ammoniata.

Belly having been flow, a laxative was given April 3d.  
 last evening, as yet without effect. Face at times  
 is flushed, and he is somewhat delirious—cough  
 is however abated—breathing easy—pulse calm.

Habeat quam primum, infusi fennæ uncias  
 tres.

Continuetur mistura tartritis antimonii.

No stool till he got an injection—two since— — 4th.  
 pulse 80—tongue foul, but moist—eyes suffused.

Continuetur mistura e tartrite antimonii.

Headach and delirium gone—a good night — 5th.  
 —complains of pain of throat, with difficult de-  
 glutation—pulse 80—skin hot—belly flow.

Adhibeatur oleum ammoniatum cum panno  
 laneo faucibus externis—pulveris jalapæ compo-  
 siti scrupulos duos.

Pain



April 7th. Pain of throat gone—a good night—passage  
of belly—pulse 80—skin cool.

— 13th. Convalescent.  
Intermittantur medicamenta.  
Full diet.

— 17th. Four loose stools.  
Potionis cretaceæ unciam unam, secunda qua-  
que hora—pilulam thebaicam, bis de die.

— 18th. Four stools.  
Habeat sodæ tartarifatæ drachmas sex.  
Continuentur potio cretacea et pilulæ the-  
baicæ.

— 20th. Purging gone—tongue appears loaded—  
headach—pulse calm.

Habeat infusi amari unciam dimidiam, quater  
in dies.

Intermittantur potio cretaceæ, et pilulæ the-  
baicæ.

— 21st. Stools have become frequent, and of a natu-  
ral appearance, with gripes, and occasionally  
sickness,

sickness, and spontaneous vomiting—tongue white—thirsty.

Habeat ipecacuanhæ scrupulum unum, pro emetico.—Continuetur infusum amarum.

Stomach appears to have been loaded—gripes April 22d. relieved.

General uneasiness and pain—tendency to delirium—eyes are suffused—pulse feeble—indifferent nights. — 23d.

Recipe—Vini rubri uncias quatuor,

Aquæ uncias quatuor.

Misce. Sumat unciam dimidiam, subinde; haustum anodynum, vespere.

Restless, and more delirious, without particular complaint. Eyes less suffused, but heavy—tongue somewhat loaded—pulse at the wrist hardly felt—a natural stool in the evening—wine relished, and some food taken. — 24th.

Habeat vini rubri uncias duodecim,

Aquæ uncias octo—Sit mistura ut heri porrigenda.

Has

April 25th. Has had a quieter night, but continues indistinct, with feeble pulse—parched tongue, and involuntary twitching—no stool.

Habeat quam primum bolum e jalapa cum mercurio, et vespere si opus fit ad alvum dejiciendam, enema domesticum.

Continuetur vinum.

— 26th, A quiet night—disposed to sleep since morning—countenance more florid, and of a more natural appearance—a copious, dark-coloured, and fetid stool, after the injection.

Repetatur bolus e jalapa, cum mercurio et enema domesticum, si opus fit.

Repetatur etiam vinum.

— 27th. One stool by the injection, and another an hour after—continues to sleep much—pulse 120 still feeble.

Repetatur enema vespere—continuetur vinum.

— 28th. Continues drowsy and indistinct, with tremor of hand, and slight subfultus tendinum—tongue loaded—pulse feeble—wine relished.

Imponatur vesicatorium capillitio abrafo.

Repetatur

Repetatur bolus e jalapa cum mercurio ut supra, necnon enema domesticum, si opus fit, vespere—repetatur vinum.

A foetid and rather scanty stool after the injection. April 29th. A good discharge by the blister—appears less drowsy—has been more distinct—tremor and subfultus at present gone—tongue dry and less loaded—pulse feeble—wine still relished, and little food taken.

Repetatur bolus e jalapa cum mercurio, necnon enema—continuetur vinum.

A copious, but still foetid and dark-coloured stool, from the injection. Has passed an easy night—wine still relished, and a little more food taken—slight subfultus with appearance of floccitatio. In other respects as yesterday—pulse feeble. — 30th.

Repetatur bolus e jalapa cum mercurio, necnon enema si opus fit—et continuetur vinum.

Two stools after the injection, the last copious, dark and foetid—a quiet night—tremors and May 1st.

and floccitatio abated—pulse 80, and good strength.

Repetatur vinum.

May 2d. A good night, with less delirium—tremor and floccitatio gone—pulse 80.

Repetatur vinum.

— 3d. Febrile symptoms continue to abate—free of complaint—pulse calm—belly rather flow.

Habeat pulveris jalapæ compositi scrupulos duos vespere—enema domesticum, ni prius soluta fit alvus—continuetur vinum.

— 6th. Two stools in the course of yesterday—continues apparently convalescent, but is greatly emaciated—tongue clean—pulse calm—improving appetite.

Habeat vini rubri uncias octo.

Aquæ uncias quatuor.

— 30th Intermittatur vinum—full diet.

June 15th. Dismissed cured.

## APPENDIX.

No. III.

## CASES OF SCARLATINA.

NARRATIVE OF SCARLATINA, AS IT AFFECTED THE  
CHILDREN IN GEORGE HERIOT'S HOSPITAL, IN  
AUTUMN, 1804.

GEORGE Heriot's Hospital is a large building of noble architecture, furrounding a quadrangular court. By this construction, and by means of cross windows in the different apartments, complete ventilation is procured. The house occupies a dry situation, on the highest part of a ridge immediately to the South of the city, and is placed in the middle of an inclosure, consisting of several acres. On the South and West, it commands extensive views of the

M

country ;

country ; these are more confined on the North and East, by the Castle, and by the buildings in the old town, from both of which, however, it is at a considerable distance.

Great attention to the cleanliness and airiness of every part of the hospital, is added to these advantages of situation. The diet of the children is well regulated ; and there is an abundant supply of spring-well water, from the city's reservoir, which adjoins the house ; and the medical gentlemen attached to the Hospital, and acting under the regulations, put a negative on the admission of any child, who appears to them to labour under Scrofula.

These circumstances are so favourable to the health of the inmates of this foundation, that I have the satisfaction to say, that during two and thirty years, that I have had the medical superintendance of it, I have seldom known any ferocious illness prevailing there.

The sons of burgeses, freemen of Edinburgh, are received into this Hospital. They  
are

are admitted when between the seventh and eleventh year of their age; and are maintained and educated till they reach their fourteenth year. Their present number is one hundred and twenty, and they, together with the matron, masters, and domestics, form a family, of about one hundred and forty persons.

Towards the end of September, 1804, I visited one of the youngest of the children, in fever. I found him labouring under symptoms of Scarlatina, which had been epidemic in the town, for some months. He was moved immediately to the sick room, and thus secluded from his companions; and I directed every precaution to be employed, in washing and ventilating the apartment or ward which he had left. The whole of the children were confined within the precincts of the hospital, lest, through communication with their relations in town, they might be affected with the fever, and thus add to the accumulation of contagion.

I was not, however, fortunate enough, indeed I did not expect to be so, to make this the



solitary instance of the disease, in the midst of so numerous a family. Day after day, my sick list increased; and during three months that the fever prevailed in the hospital, upwards of fifty of the children passed through it. And I remarked, that by far the greatest number of the sick came from the ward in which my first patient had lain.

About the end of the year, the last of my little patients left the sick room, which was then shut, and it has fortunately continued so, to this date, 15th of March 1805; and some weeks have now elapsed, since communication with the town has been opened.

In all the children, particularly in those who were first affected, the symptoms were so mild, that but for my knowledge of the prevalence of the epidemic in town, I might have mistaken the disease on its first appearance, and been lulled into a blameable security. The throat was not much affected. The uvula and amygdalæ were slightly swelled and inflamed in every instance; in a few cases, superficial suppu-

ration and sloughing appeared. The efflorescence on the surface was partial, and in general transitory, leaving a peculiar paleness of countenance. The eye was dull and heavy. Sickness and prostration of appetite, continued throughout the disease. The thirst was moderate; great debility prevailed in every case; and in some, a peculiar dejection and despondency, hardly to be looked for in subjects so young. The pulse was variable; always quick, till towards the end of the disease, when it sometimes sunk below the natural standard; it was never full. The surface of the body was occasionally of a pungent heat. Obstinate constipation prevailed in general.

My patients were objects of serious attention for twelve or fourteen days; the convalescent state of almost all of them, was protracted for nearly the same length of time; and six weeks elapsed before some who entered the sick room, left it.

Such was the appearance, and such is the history of this epidemic in Heriot's Hospital; in

conducting the cure of which, I employed purgative medicines fully; while food suited to the weak appetite and feeble powers of digestion, was directed.

The effect of the purgatives was favourable. The feces were hard, generally of a black, or greenish colour, and fetid; and sometimes of the colour and consistence of clay, and less fetid. In proportion to the evacuation of these feces, relief was perceptible. Returning appetite and vivacity accompanied the decline and cessation of the various symptoms.

As the weather had become cold, and otherways inclement, the children were detained in the sick room, for many days after they were perfectly well; purgatives were administered, as the state of the bowels demanded; and the general warm bath was repeatedly used, on the supposition, that, by its restoring a perspirable state of the skin, it would, in concert with the purgative medicines, tend to prevent dropical swelling, which, from the symptoms, I greatly dreaded.

At

At last, healthy and robust, and impatient of farther restraint, the convalescents were permitted to return to their particular wards, and in no long time, to mix with their companions in school, and at play.

Happy I am, that I had been 'thus careful and provident in using these precautions ; for I have to relate the fate of three boys, who in two or three weeks from their passing from under my care, were again reported as unwell, and again appeared in the sick room. Their symptoms, and their fate were the same. They had a leucophlegmatic look, incipient anasarca, total prostration of appetite, scanty, if not suspended secretion of urine, swelling of abdomen, obstinate constipation, nausea, extreme debility, and feeble pulse.

Alarmed by these symptoms, I requested Messrs. Alexander and George Wood, surgeons to the hospital, to join me in consultation. Suitable cordials were ordered, and purgative medicines, of appropriate quality, and in repeated doses, were directed. The disease in all the

three, proceeded with a rapidity, which afforded little farther opportunity, for deliberation or action. The stomach gave way; all food, cordials, and medicines, were rejected, by vomiting. The watery effusion rapidly filled the cellular membrane, and inundated every cavity. Within less than thirty-six hours, from the recurrence of complaint, the boys died, labouring under symptoms, denoting ascites, hydrothorax, and hydrocephalus. This termination was altogether new; I had never seen dropsy from Scarlatina fatal.

In consequence of this event, I approached the Hospital for many days, under deep anxiety; because I was conscious, that other children were, at the time, in a situation which might lead to the same unfortunate issue.

I continued to pay unceasing attention to the alimentary canal, which every day's experience proved to be much disordered. Strong purgatives were given, in large and repeated doses, sometimes twice and thrice in the same day, before the necessary evacuation was procured.

In

In some instances, the colon, hard, and distended, could be traced by the finger, in those places where it approaches the parietes of the abdomen.

In two cases, general fulness of the belly, œdema of the lower extremities, nausea, retching, and scanty secretion of bloody-coloured urine, shewed themselves. In these, stimulating glysters supported and promoted the efficacy of the purgatives, and ensured a determination downwards; without which, I am satisfied, I should have had to regret the loss of other two boys: one of whom had taken, within the space of twenty-four hours, a drachm of the mass of the aloetic pill, and thirty grains of the submuriate of mercury. The other, when danger was over, was much distressed, by affection of the mouth, and bloody ptyalism, the consequence of the quantity of calomel previously given.

For greater security, an additional apartment was opened for convalescents. Here, they were sedulously watched; purgative medicines were occasionally employed, to secure and establish  
a regular

a regular state of the belly ; and returning appetite was satisfied with light and nourishing food.

I always inspected the alvine discharge of the sick ; the quantity of which, varying in confidence, colour, and fetor, daily evacuated during the fever by each boy, was astonishing to me.

An emetic was given occasionally, but not generally, on the approach of the fever ; and towards its decline, a moderate quantity of wine was allowed. This seemed to be necessary, in a few instances ; but to avoid the appearance of partiality, the practice of giving it was general. Gargles, composed of port wine, diluted with water, or of vinegar and water, sweetened with honey or sugar, were also employed in a few cases ; as were saline and diaphoretic mixtures. At length, under this management, care and anxiety on the present occasion came to a period, at the time above-mentioned.

JAMES RITCHIE, Soldier, Ætat. 19.

Royal Infir.  
Nov. 17th.  
1804.

Feels great pain and difficulty of deglutition, the internal fauces being of a deep red colour, and the tonsils considerably swelled, with a large greyish coloured slough occupying the left one; complains of headach, general oppression and debility. Appetite is bad—pulse 100—skin very hot—tongue very dry—thirsty—belly flow. He was attacked with these symptoms four days ago, and can assign no cause for his complaints.

Has used no remedies.

Habeat bolum e jalapa cum mercurio.

Recipe—Acidi muriatici oxygenati drachmas duas,

Aquæ fontanæ uncias sedecim. Sit  
mistura in loco tenebroso fervan-  
da, cujus fumat unciam unam e  
cyatho vitreo, secunda quaque  
hora.

Headach



Nov. 18th. Headach, sickness, and oppression are relieved—tongue less parched—surface less pungently hot—pulse about 100, rather feeble—state of internal fauces as described, with difficult deglutition—countenance pale—no stool.

Recipe—Tincturæ jalapæ drachmas sex,  
 Aquæ canellæ albæ drachmas duas,  
 Sacchari drachmam unam.

Sit haustus quam primum sumendus.

Oleum ammoniatum cum panno laneo faucibus externis.

Continuetur acidum muriaticum oxygenatum.

— 20th. One easy stool—skin cool—pulse calm—countenance less pale—deglutition more free.

Repetatur haustus e tinctura jalapæ.

Continuetur acidum muriaticum oxygenatum.

— 24th. Affection of internal fauces, and febrile symptoms gone—appetite improves.

— 25th. Tongue clean—Belly regular.

Intermittatur acidum muriaticum oxygenatum.

Continues

Continues feeble—countenance pale, and ex- Nov. 29th.  
pressive of languor.

Habeat misturæ corticis cinchonæ aromaticæ  
unciam unam, tertia quaque hora.

Full diet.

Since yesterday, considerable œdema has oc- Dec. 3d.  
curred. By account, urine has been in natural  
quantity, and bowels regular—pulse about 70.

Habeat quam primum bolum e jalapa cum  
mercurio, vespere repetendum; necnon cras  
primo mane, ni prius soluta fit alvus.

Intermittatur mistura cinchonæ.

Three stools; the last of natural appear- — 4th.  
ance—œdema abated.

Two bolusses taken.

Cras mane repetatur bolus e jalapa cum mer-  
curio.

No stool.

Recipe—Sodæ tartarifatæ unciam unam, — 5th.

Infusi fennæ uncias duas,

Decocti furfuris libram unam.

Sit solutio partitis vicibus sumenda.

Five

Dec. 6th. Five watery stools—œdema continues, rather aggravated, with considerable dyspnœa, particularly during last night—pulse 60, and soft.

Recipe—Submuriatis hydrargyri grana duodecim,

Pulveris jalapæ drachmam dimidiam,

Simul terantur et dividantur in doses quatuor æquales. Sumat unam omni trihoris.

— 7th. Has had plentiful alvine discharge, of natural appearance—urine is also natural and abundant—œdema seems abated, and dyspnœa relieved—the powders taken—mouth not affected.

Repetantur pulveres, ut heri præscripti, cras mane.

— 8th. Has had two stools, rather scanty—dyspnœa still farther relieved—one powder only taken.

Continuentur pulveris unus omni trihoris fumendus.

Recipe—Sodæ tartarifatæ drachmas sex,

Infusi fennæ uncias duas,

Aquæ fontanæ libram.

Sit

Sit mistura tribus vicibus fumenda, cras mane.

Three bolusses taken—four stools—but the alvine discharge on the whole scanty, of a green colour, and fetid—urine scanty, of a dark and almost bloody colour—œdema continues—breathing easy—mouth is affected. Dec. 9th.

Repetatur solutio sodæ tartarifatæ ut heri præscripta, quam primum; cras mane iterum repetenda.

Sickness and vomiting after the last dose of solution this morning—alvine discharge more abundant and natural—urine also in greater quantity and more natural—œdema abated. — 10th.

Juris bovini libram unam, indies.

Bafon of tea to breakfast.

œdema still more abated—feculent discharge, of natural quantity and appearance. — 11th.

Habeat pilulas aloeticas duas, omni mane et vespere.

Vini rubri uncias octo, indies.

Belly

Dec. 13th. Belly regular—œdema gone, and countenance more lively than hitherto.

Continuentur vinum et pilulæ aloeticæ.

— 16th. Has had two stools daily, in abundant quantity, and of natural appearance.

Sumat pilulas aloeticas duas tantum indies.

— 24th. Dismissed cured.

WILLIAM GORDON, Ætat. 22.

Royal Infir.  
Feb. 11th.  
1805.

Complains of pain of throat, with some difficulty of deglutition—the internal fauces are of a deep red colour—general redness of surface—frequent scanty stools, with tenesmus—loss of appetite—pulse 98—tongue loaded—thirsty—skin warm.

Was attacked three days ago with general pains. The efflorescence appeared yesterday.

Has used no remedies.

Habeat tartritis sodæ et potassæ drachmas

sex,

Infusi fennæ uncias duas,

Ex infusi lini unciis sex, duabus vicibus su-

mendas.

Has had several stools—efflorescence faded—  
internal fauces relieved—pulse calm—tongue  
loaded—much thirst and languor. — 12th.

- Vespere habeat haustum anodynum.  
 Cras mane solutionem catharticam, ut heri  
 præscriptam.  
 Decoctum furfuris tepidum, ad libitum.
- Feb. 13th. Tongue cleaner—febrile symptoms and erup-  
 tion gone—a good night—is less languid—pulse  
 calm—four stools.  
 — Vespere repetatur haustus anodynus.
- 14th. A quiet night—two stools of natural appear-  
 ance—free of complaint.  
 — Repetatur haustus anodynus.  
 — Habeat omni mane pulveris radice rhæi gra-  
 na octo.
- 15th. One stool. Convalescent.  
 — Repetatur haustus anodynus.
- 17th. Belly regular—stools natural.  
 — Full diet.
- 23d. Belly open—tongue loaded.

Habeat

Habeat ipecacuanhæ scrupulum unum, vespere.

Hauftum anodynum, hora fomni.

No vomiting—tongue clean—purging gone.

Feb. 24th.

Dismissed cured.

— 28th.

Royal Infir.  
Jan. 28th.  
1802.



Royal Infir.  
Jan. 6th.  
1805.

ALEXANDER CORNER, *Ætat.* 7.

Complains of almost constant headach, and occasional vertigo—pain of abdomen, with some tension and swelling—the pupils appear dilated—disturbed sleep, from which he sometimes awakes with a loud scream—loss of appetite—feebleness—pulse 90—skin rather hot—tongue moist—thirsty—belly costive—he has a slight excoriation on each haunch, from lying on them long.

The above symptoms have been present three weeks, and succeeded a fever which was accompanied with general efflorescence of surface and fore throat, followed by desquamation of the cuticle : during the fever he took an emetic.

Two days ago he took a dose of senna and manna, but with little effect.

Habeat pulveris jalapæ grana sex,  
Submuriatis hydrargyri grana tria.  
Sit bolus quam primum sumendus.

As yet no stool.

Jan. 7th.

Injiciantur quam primum per anum enematis domestici uncizæ octo.

Habeat bolos quatuor, ut heri præscriptos; fumat unum omni trihoris.

Three stools, dark and fetid—and in considerable quantity; the first, after the injection; the second, after the third bolus; the third, this morning, the fourth bolus being previously given—has passed a bad night, awaking suddenly, screaming, from short sleeps, but complains less of headach, and more of pain of abdomen—pupils seem to possess more contractility—appetite indifferent—pulse 80, and soft.

— 8th.

An easier night, sleep being of longer continuance, he awakes less suddenly, and without screaming—by his account, is free of headach, but complains of pain of abdomen—countenance at present pale and less languid—pulse towards 100, and feeble—a fetid, fluid, and dark-coloured stool—urine in small quantity, and high-coloured—little food taken.

— 9th.

Habeat pulveris jalapæ compositi scrupulum unum quam primum; cras primo mane repetendum.

A small basin of tea, morning and evening.

Jan. 10th. Countenance more florid, and expression more lively—pain of abdomen gone—tongue clean—pulse calm—surface cool—two stools, both abundant, and of more natural appearance and odour—some food taken, and seemingly relished—both powders given—a good night.

Repetatur pulvis, ut heri præscriptus.

— 11th. Free and full feculent discharge, and he continues free of complaint.

Habeat secum pulveres jalapæ compositos, ut supra præscriptos, duodecim. Signa, one to be taken daily.

Dismissed cured.

KATHERINE STEWART, *Ætat.* 18. Royal Infir.  
Jan. 14th.  
1805.

Complains of pain of back and of loins—oc-  
casional headach—vertigo, with uneasiness and  
sense of weight at the epigastrium, increased on  
pressure, and after taking food—pain and weak-  
ness of knee-joints—strength is impaired—pulse  
84—skin cool—tongue rather white—belly flow  
—catamenia have not appeared for three months,  
at which time they were suddenly suppressed by  
exposure to cold.

Habeat bolus jalapæ compositum.

One stool, rather scanty, fluid, and of natural  
appearance—symptoms not relieved. 15th.

Habeat pilulas aloeticas octo.

—Sumat duas quam primum; et deinde, duas  
omni trihoris. Cras mane infusi fennæ uncias  
duas, ex infusi lini unciis octo.

Copious feculent discharge—headach, verti-  
go, and stomachic distress relieved—pain of 16th.

loins continues—remarks a swelling and fulness of face—about four months since, laboured under fever, which, by her account, seems to have been Scarlatina anginosa; since when she has never fully recovered her usual health.

Recipe—Sulphatis magnesiæ drachmas tres,  
Supertartritis potassæ drachmam,  
Infusi fennæ unciam,  
Infusi lini uncias octo.

Sit solutio omni mane duabus vicibus sumenda.

Full diet.

Jan. 18th. A copious alvine discharge, of greenish colour—headach continues relieved—pain of loins easier—stomachic distress relieved—fulness of features continues.

Continuetur solutio sulphatis magnesiæ.

— 20th. Copious and to appearance a natural stool—pain of loins is relieved—complains still of headach—fulness of features gone—urine abundant—pulse calm.

Continuetur adhuc sulphas magnesiæ.

Headach

Headach and pain of loins are gone—alvine discharge has been regular and full. Jan. 22d.

Recipe—Sulphatis magnesiæ uncias tres,  
Supertartritis potassæ drachmas sex.  
Misce, et divide in doses octo æquales.

Signentur—Laxative powders, one to be taken dissolved in water once a day, or every two days.

Dismissed cured.

Royal Inst.  
Dec. 28th.  
1804.

202

APPENDIX,

CASES OF MARASMUS.

Royal Infir.  
Dec. 29th.  
1804.

MALCOLM MORRISON, *Ætatis* 5.

COMPLAINS of pain of the right side, near the false ribs, attended by a hard dry cough, pain of forehead, and loss of appetite—pupils appear dilated. By account, awakes frequently during the night with a scream—is frequently observed to pick his nose—feces of a gray colour, and clayey consistence—urine turbid and scanty—countenance fallow—skin hot—pulse 120, and weak—complaints are, by account, of three weeks standing—has used no remedies.

APPENDIX.

Recipe

Recipe—Submuriatis hydrargyri grana decem,  
 Sacchari drachmam dimidiam,  
 Tere intime et divide in doses quatuor.  
 Sumat unam quaque hora.  
 Jusculi bovini libram unam, indies.

Two stools, of the appearance of that de- Dec. 30th.  
 scribed—general fulness of abdomen—no hard-  
 ness observed in the right hypochondrium, pres-  
 sure on which does not seem to give pain—  
 some food taken.

Recipe—Submuriatis hydrargyri grana tria,  
 Sacchari,  
 Jalapæ, utriusque grana sex.  
 Sit pulvis cras mane fumendus.

As yet no stool.

Si opus fit injiciatur enema domesticum ves- — 31st.  
 pere, et cras repetatur pulvis submuriatis hyd-  
 rargyri.

Copious alvine discharge, in all respects simi- Jan. 1st.  
 lar to former ones. Considerable fulness of ab- 1805.  
 domen continues, but pain of right hypochon-  
 drium and fallowness gone—injection not given.

Cras



Cras mane repetatur pulvis e submuriate hydrargyri, cum jalapa.

Jan. 2d. A pretty copious clay-coloured, and fetid stool  
—food taken.

Repetatur cras mane pulvis, ut heri prescriptus.

— 3d. Spontaneous vomiting this morning of  
the contents of the stomach. Fetid and clay-  
coloured, but more scanty alvine evacuation—  
indifferent nights.

Recipe—Tincturæ jalapæ,

Syrupi sacchari, utriusque drachmas  
duas.

Sit haustus mane et vespere fumendus.

Haustui vespertino instillentur tincturæ the-  
baicæ guttæ decem.

Habeat vini rubri uncias tres indies.

— 4th. Has passed an easier night, and is now asleep  
—no vomiting—no stool.

Habeat haustum e tinctura jalapæ mane, me-  
ridie, et vespere, cum laudano in haustu vesper-  
tino, ut heri prescriptum.

A copious

A copious dark-coloured stool—no return of Jan. 5th.  
vomiting—a good night—appetite indifferent—  
but he appears to have gained, in point of  
strength.

Continuentur haustus ut heri prescripti, nec-  
non vinum et jusculum bovinum.

No stool. — 6th.

Recipe—Carbonatis magnesiæ scrupulum  
unum,

Supertartritis potassæ,

Sacchari, utriusque grana decem.

Sit pulvis, omni mane fumendus.

Continuentur haustus cum tinctura jalapæ.

Has had a copious alvine discharge, of a clay- — 7th.  
ish colour and consistence—abdomen continues  
prominent and somewhat tense.

Continuentur medicamenta. — 8th.

Copious and dark-coloured alvine discharge — 9th  
continues—that since yesterday more watery and  
fluid than hitherto—abdomen less prominent  
and less tense—pulse 100, and feeble—appetite  
for food has declined.

Habeat

Habeat vini rubri,  
 — Aquæ, utriusque uncias tres in dies.  
 Continuetur pulvis carbonatis magnesiæ, et  
 supertartritis potassæ—intermissio haustu e tinc-  
 tura jalapæ.

Jan. 10th. Two stools, both scanty—but of more natural  
 appearance than hitherto, and less fetid—consi-  
 derable fulness of abdomen, without pain—wine  
 relished—appetite variable—pulse quick and  
 feeble.

Recipe—Submuriatis hydrargyri grana duo,  
 Pulveris jalapæ,  
 Sacchari, utriusque grana sex.

Sit pulvis, vespere fumendus.

Continuetur pulvis e carbonate magnesiæ,  
 necnon vinum.

— 11th. Fulness of abdomen continues, with pain,  
 particularly during night, which prevents sleep  
 —copious alvine discharge, partly fluid, and  
 partly consistent.

Habeat pilulas aloeticas octo; sumat duas  
 omni trihoris.

Recipe

Recipe—Tincturæ jalapæ drachmas tres,  
 Syrupi drachmam unam,  
 Aquæ uncias duas.

Sit haustus cras primo mane sumendus.

Continuetur vinum.

Intermittatur pulvis e carbonate magnesiæ.

Four copious fluid stools of more natural appearance, but still very fetid—fulness of abdomen diminished—pain still continues, preventing sleep during the night—pills rejected by vomiting—pulse rather quick. Jan. 12th.

Repetatur haustus e tinctura jalapæ, cras mane.

Continuetur vinum.

Spontaneous vomiting of contents of stomach this morning, after breakfast—one fetid stool, natural, and in moderate quantity—distension and pain of abdomen, preventing sleep, still continue—pulse feeble. — 13th.

Recipe—Magnesiæ ustæ drachmam unam,  
 Mucilaginis gummi arabici unciam  
 dimidiam,

Spiritus

Spiritus lavendulæ compositi drach-  
mas duas,

Tincturæ thebaicæ guttas viginti,

Aquæ, uncias tres. Misce.

Sumat hujusce misturæ agitatae unciam dimi-  
diam, secunda quaque hora.

Oblinatur abdomen linimenti anodynii pauxil-  
lo, ter vel quater indies, et circumdetur panno  
laneo.

Habeat vini rubri uncias quatuor indies.

Jan. 14th.

Has had a pretty copious, fluid and feculent  
alvine discharge, accompanied with much flatus  
—passed a bad night, but pain of abdomen, and  
accompanying tension, for the present, are sub-  
sided—has nearly declined all nourishment—the  
wine has been taken with reluctance—mixture  
sparingly given, on account of its exciting  
retching.

Pulse quick, but firmer.

Recipe—Solutionis assæ fetidæ unciam unam,

Aquæ, uncias quinque.

Sit mistura, ope fistulæ armatae, per anum  
injicienda.

Continuentur alia ut heri.

Injection

Injection, after being retained for some time, Jan. 15th.  
 was returned, accompanied with much flatus  
 and-feculent evacuation. This last, since yester-  
 day, has been copious, nearly of natural ap-  
 pearance, but containing somewhat, resembling  
 scybala—food has been taken—wine relished,  
 and mixture used—complains less of pain of  
 abdomen, swelling and tension of which are  
 abated.

Repetatur enema e solutione affæ fetidæ.

Continuentur alia.

Injection retained till the morning—discharge — 16th.  
 of flatus and feculent evacuation has been less  
 abundant, but tension and pain of abdomen,  
 continue relieved—food, wine, and mixture,  
 taken.

Continuentur vinum et mistura e magnesia.

A little beef stake to dinner.

Three stools, copious, and of clay-colour— — 17th.  
 belly rather tense—a good night—appetite con-  
 tinues to improve.

Continuentur vinum et mistura e magnesia.

Jan. 18th. Copious feculent discharge, resembling that which has been voided for some days past—belly less tense, and less pained—much flatus has been voided—appetite and strength are improved, and looks are more lively—injection has not been given.

Omissio enemate, continuentur alia.

— 20th. Daily and copious alvine discharge, partly fluid, and partly costive as formerly, somewhat resembling scybala, but now of more natural appearance and odour—pain and tension of abdomen continue to abate—and strength to improve.

Continuentur medicamenta.

— 21st. Continuetur vinum, necnon mistura e magnesia, cujus sumat dimidium tantum indies.

— 24th. Belly continues regular—stools, except being somewhat of a whitish colour, natural—some fulness of abdomen remains, but pain is gone—quiet nights—appetite good—is become more active, and more lively.

Intermittatur vinum.

Has continued convalescent.

Jan. 28th.

Habeat pulveris jalapæ compositi unciam unam, in doses sedecim dividendam—figna, one to be taken once or twice a day, so as to preserve a regular state of the bowels; warmth of surface and nourishing food, recommended.

Dismissed cured.



TRADES MAIDEN HOSPITAL,

*September 25th, 1805.*

ABOUT the middle of August last, Euphemia Winter, one of the children entertained in this Hospital, twelve years of age, complained of severe headach, sickness, and constant vomiting of the contents of the stomach. Mr. Wood, surgeon of the Hospital, asked me to visit her, which I did a few days after the appearance of the above symptoms. She was confined to bed. She appeared to be languid; her eyes were heavy, but she was strongly susceptible of the impression of light, which gave her much uneasiness; her pulse was feeble. With these she laboured under prostration of appetite, want of sleep, and obstinate costiveness.

She had been taking pills of calomel and rhubarb, with little effect on her bowels; but her mouth became sore, and her breath acquired the mercurial fetor.

We were not without apprehensions for the event of these symptoms, which seemed to us to  
indicate

indicate approaching hydrocephalus. We put our patient on a course of aloetic pills, of which ten grains were frequently given for several days together, and the calomel was omitted. The alvine discharge became more copious; it was peculiarly fetid, and of a dark green colour. The propensity to vomit having subsided; powder of jalap in doses of fifteen grains, repeated at short intervals, was substituted for the aloetic pills.

Under this course, the belly became more and more regular; till at last natural motions were procured; and the different complaints gradually abated. In four weeks from the first attack, this girl, furnished with proper purgative medicines, went to the country, for the complete re-establishment of her health.

---

THE following letters, from Mr. James Ruffel, Professor of Clinical Surgery in the University of Edinburgh, and from Mr. Benjamin Bell, reached me after the paper on Marasmus was printed off.

---

ST. ANDREW'S SQUARE.

September 18th, 1805.

MY DEAR SIR,

I shall be happy to give you an account of the case of my daughter, whom you, and Mr. Benj. Bell did me the favour to attend, in summer 1803. The child was then about three years old, and had been falling off in her health some time before you saw her. She was then pale and languid, with a quick pulse, loaded tongue, and impaired appetite. But as she was reported to have had regular and daily evacuation of her bowels, none of these symptoms were ascribed to costiveness. Soon after you began to visit, however, you suspected an accumulation

cumulation of feces, to be the chief of her complaint, and wished to treat the case, according to this view. But, notwithstanding every proper remedy was employed without loss of time, she got gradually worse for some days; till at last she showed some tendency to stupor, accompanied with pain in her head, and throbbing of her temples. The presence of these symptoms suggested a suspicion of an incipient attack of hydrocephalus, which made so strong an impression upon the attendants, that leeches were applied to the head, and the blood discharged, produced some temporary relief. Notwithstanding all these variations in the symptoms, however, you still continued steady to your original opinion, and persevered in the practice of giving laxative medicines. Perseverance in this plan, gradually unloaded the bowels, from a quantity of feculent matter, which appeared to have been lodged for a considerable time, and procured very manifest relief. From the time of this salutary discharge, the symptoms became daily more moderate, till at last the recovery was complete.

Upon reviewing all the circumstances of this case, which naturally attracted much of my attention, I regard it as a satisfactory illustration of your opinion, respecting the effect of costiveness, in exciting much distress, and in producing symptoms which counterfeit diseases, that are generally supposed to have a very different origin. I am

With much respect,

My dear Sir,

Ever, most sincerely,

Yours, &c.

JAMES RUSSEL.

*Dr. James Hamilton.*

NEWINGTON

NEWINGTON HOUSE,  
*September 20th, 1805.*

DEAR SIR,

As you favoured me with the perusal of the manuscript, which you are about to publish, on the utility of purgative medicines in certain diseases; and as the practice, which you inculcate meets with my approbation; I think it right to communicate to you, a remarkable instance of the good effects of this practice, which has recently occurred to me, in one of the most fatal diseases with which we are acquainted.

On Wednesday, the 4th instant, I received an anxious call from a family newly arrived at one of our hotels, from the distance of forty miles, with their eldest daughter, a girl of about eight years of age; who had become unwell on Saturday the 24th of August last.

Her symptoms, when I visited her, were, severe headach, greatly aggravated by motion. Pulse 96, and irregular; the pupil of each eye, was more dilated than in health, scarcity of  
urine

urine, an uncommon dryness of the skin; and no discharge from the nose.

All the remedies that are commonly used in ordinary cases of headach had been prescribed, without any advantage; such as the local discharge of blood by leeches; the discharge produced by a blister, and gentle doses of calomel and jalap.

The symptoms being aggravated by the journey; I again advised leeches to be applied, and a laxative of calomel and jalap to be given; which operated properly, and afforded relief. The head was likewise shaved; but the case being highly important, I advised an early consultation, which being agreed to by the family, Dr. Monro, senior, and Mr. James Ruffel, surgeon, one of my partners, met with me, accordingly, next morning. The opinion adopted in this consultation, was, that the symptoms were those of hydrocephalus internus. We directed a grain of calomel, and the same quantity of the powder of foxglove, to be given three times a day; a drachm of the stronger mercurial

rial ointment to be rubbed on her limbs, evening and morning; a blister to be applied to the crown of the head; and the powder of betony to be used as snuff, in order to excite a discharge from the nose.

This plan was continued, and in the course of the third day, the gums were red and swelled, but still no benefit was derived from the mercury. The pain of the head had been relieved by the leeches, but it soon became as violent as before; the iris was in a considerable degree, insensible to the stimulus of light, and the pulse was quick and irregular.

With these symptoms, she now complained of severe pain in her bowels, which led to the suspicion, of their being oppressed with an accumulation of feces, notwithstanding the laxatives which had already been given. A full dose, therefore, of an infusion of fenna was exhibited, on the morning of the 9th instant. Next day, we found that the fenna had purged briskly, not less than nine times; and at every motion, that a large quantity of black coloured feces, fully  
formed,



formed, and uncommonly fetid, had been discharged.

Perceiving that she was relieved, her head being less pained, and the pulse more regular; another dose of fenna was given, early in the forenoon of the 11th; and the mercurial medicines were omitted. This dose also, operated briskly, and brought off, notwithstanding the large evacuations of the preceding day, six or seven copious stools, all of them uncommonly fetid, and of a dark colour. She suffered much from sickness, oppression, and gripes, during the operation of both doses of fenna; but immediately after the last dose, every symptom of disease vanished. The headach was felt only on quick motion; her eyes recovered their natural appearance; her pulse was regular; and she became equally alert, as in her best health.

On the 12th she had a third dose of fenna, not however, so strong as the preceding ones; but nevertheless it procured three or four stools, less fetid than the former, and of more natural appearance.

On

On the morning of the 13th, our patient informed us, that she was cured of all her complaints. And her mother, who watched her carefully in every state of her illness, said, that ever since the violent purging, produced by the fenna, on the first exhibition of it, she, as well as the servants, had remarked, that a disagreeable noise which took place, during the sleep of our patient for several years, and which was occasioned by the grinding of the teeth, had ceased.

As our patient continued perfectly well, on the 17th instant she was permitted to return to the country. Her mother was directed to give her repeated laxatives for some time, to prevent immediate accumulation of the feces; and to interpose them on any occasion in future, when the stools appeared to be unnatural, or not sufficiently copious.

I remain, dear Sir,

Your's, faithfully,

BENJ. BELL.

Dr. HAMILTON,  
4, Nicholson's Street, }  
Edinburgh.

THE

THESE cases, from Mr. Ruffel and from Mr. Bell, gentlemen in full practice, and of high professional respectability, are singularly important. The practice therein set forth, coincides with, and corroborates the sentiments which I entertain respecting Marasmus, as inducing, or as connected with Hydrocephalus Internus.—Stronger and more decided proofs of the utility of purgatives, given in these instances, which had so much of the character and appearance of hydrocephalus, cannot be desired. They give a confidence in the prosecution of a simple practice, which, when fully established, as I doubt not it will be, will rob this scourge of infancy, of childhood, and early youth, of much of the terror which its dreaded approach has hitherto been wont to inspire, by removing in many instances a tendency to a disease, for which, when once fully formed, we are without a remedy.

APPENDIX.

No. V.

CASES OF CHOREA.

WILLIAM SINCLAIR, *Ætat.* 10.

Royal Infir.  
Aug. 2d.  
1802.

Affected with irregular involuntary motions of the superior extremities, and occasionally with a diseased action of the muscles of the face, producing great distortion in the expression of the features, attended with flushing in the face, pain in the occiput, and difficult articulation. Although he cannot stand erect without being supported, yet he possesses in some degree the command over the inferior extremities, and was observed, before this took place, to drag one leg after the other. He seems much debilitated

—bell

belly is somewhat tense and tumid—pulse about 90, rather feeble—appetite impaired—belly regular, but the stools in small quantity. He was taken ill a fortnight before admission, and within these few days the symptoms have become worse. Has used no remedies.

Aug. 3d.      Recipe—Mercurii dulcis grana tria,  
                   Pulveris jalapæ grana decem.  
                   Fiat pulvis, cras primo mane sumendus.

— 5th.      The stools of yesterday and this morning are copious, and of natural appearance—belly is less tense—pulse calm—irregular motions and pain of occiput continue, but he walks with more steadiness.

                  Cras repetatur pulvis e jalapa cum mercurio.

— 6th.      One feculent stool since morning—headach and irregular motions nearly the same—his step is still more steady and firm.

— 8th.      Has continued convalescent.

Habeat

Habeat mercurii dulcis grana decem,

Sacchari scrupulos duos.

Intime misceantur et dividantur in doses octo.

Signa—one every night.

Dismissed cured.

ELIZABETH

Royal Infr.  
Sept. 12th.  
1803.

ELIZABETH LAURIE, Ætat. 14.

Is affected with almost constant involuntary motions of the left arm. The muscles of the face are also involuntarily contracted, and in walking she is observed to drag the left leg after her—articulation is at times impeded—skin of natural heat—pulse 75—belly, by account, regular—has laboured under this complaint two weeks; it was preceded by headach and spontaneous vomiting. She has used some medicines, with the nature of which she is unacquainted.

— 13th. Habeat quam primum bolum e jalapa cum mercurio. Sera nocte, ni solvatur alvus enema domesticum.

— 14th. Several copious feculent but fetid stools.  
Habeat omni nocte pilulas aloeticas tres.

— 15th. One stool in the course of the evening. Involuntary motions abated.

Repetantur

Repetantur pilulæ aloeticæ, vespere; et sumat, cras mane, infusi fennæ uncias tres.

Has had free passage of belly—stools more frequent, but still fetid—motions more staid. Sept. 16th.

Repetantur pilulæ aloeticæ et infusum fennæ.

Walks with increasing firmness and vigour — 17th.  
—irregular motions of left arm continue—no stool.

Habeat quam primum haustum ex oleo ricini.

Repetantur pilulæ aloeticæ et infusum fennæ.

Continuentur pilulæ et infusum, ut heri præscriptum. — 18th.

No stool—involuntary motion of left arm aggravated. — 19th.

Habeat quam primum bolum e jalapa cum mercurio.

Intermittantur pilulæ aloeticæ et infusum fennæ.

Consistent.



Sept. 20th. Consistent fetid bilious stool—rejected the bolus by vomiting.

Pilulas aloeticas duodecim; fumat duas omni quadrihoris.

— 21st. No stool.

Continuentur pilulæ, ut heri.

— 22d. Passage of belly in the course of yesterday—motions of the arm more steady.

Continuentur pilulæ, ut heri.

— 24th. Belly open—stools of firm consistence, dark colour, and still fetid—irregular motions still more relieved.

Continuentur pilulæ aloeticæ.

— 26th. No stool since the 24th. Pills have been regularly taken.

Habeat vespere enema purgans; et cras mane infusi fennæ uncias quatuor, duabus vicibus.

Intermittantur pilulæ aloeticæ.

Three natural stools.

Sept. 27th.

Habeat pulveris jalapæ compositi uncias duas  
—divide in doses sedecim. Signa, one every  
morning.

Royal Infr.  
Dec 2nd  
1807

Dismissed cured.

THOMAS

Royal Infir.  
Dec. 28th.  
1803.

THOMAS WYLIE, Ætat. 9.

Has constant irregular and involuntary motions of both superior and inferior extremities ; the right side seems to be more affected than the left ; these motions continue during sleep ; when he walks, he has the appearance of dragging the one leg after the other ; his head is also occasionally moved involuntarily, with twitchings in the muscles of his face, and some difficulty of articulation. Pulse natural—belly open. These symptoms have been present eight days ; the right side was first affected. He has used some calomel powders.

— 29th. Several small dark-coloured stools since admission.

Habeat bolum e jalapa cum mercurio.

— 30th. But a scanty feculent discharge, preceded by vomiting—much thirst—tongue white—involuntary motions continue ; not interrupted during sleep—appetite indifferent—pulse feeble.

Repetatur

Repetatur bolus e jalapa cum mercurio.

Jufculi bovini libram, indies.

Two stools, both scanty, of a pale yellow colour and somewhat tough consistence; involuntary motions are less violent and disappear during sleep. He walks more steadily. Dec. 31st.

Repetatur bolus e jalapa cum mercurio.

Two stools, the first pretty copious, and much resembling those of yesterday—involuntary motions more abated—appetite continues indifferent, Jan. 1st. 1804.

Repetatur bolus e jalapa cum mercurio.

Involuntary motions more abated, and movements more steady and firm—two or three small stools, of a pale colour. — 2d.

Sumat pilulas aloeticas duas, omni trihoris.

Copious feculent discharge, of natural appearance—eyes more lively, and countenance of more healthy appearance—involuntary motions nearly gone—appetite improves—ten pills taken. — 3d.

Continuentur adhuc pilulæ aloeticæ usque-  
dum iterum plene dejiciatur alvus.

Jan. 4th. Has had farther copious, and to appearance  
natural alvine discharge—appetite still mending,  
and involuntary motions subsiding.

Intermittantur pilulæ aloeticæ.

A little beef-steak to dinner.

— 7th. Has continued convalescent.

Pilulas aloeticas viginti quatuor. Signa, one  
or two every night.

Dismissed cured.

DAVID

DAVID ANDERSON, Ætat. 8.

Royal Infir.  
Dec. 5th.  
1804.

Is subject to violent irregular and involuntary motions of the muscles of the head, eyes, lower jaw, abdomen, both superior and inferior extremities, which attack him by fits, at intervals of two or three hours, and are from ten minutes to an hour in duration; these motions sometimes appear to be general, at other times they are confined to the head and lower jaw, producing gnashing of the teeth; at other times, to one or both of the superior and inferior extremities; and sometimes only to the muscles of the abdomen. By account, they occasionally terminate in sopor. During sleep, the motions cease, and he commonly awakes with a scream. He is much debilitated and emaciated—complains of pain of abdomen—appetite not impaired—skin cool—pulse 120—belly by account regular.

About a month ago, he began to complain of general pains and uneasiness, with slight pain of throat and of the lower jaw; and about eight  
days

days ago was suddenly seized with a fit similar to those described above, beginning with a loud scream, and lasting about four hours—such have continued to prevail since that time.

His head has been shaved, and vinegar applied to it. Took a dose of physic, which produced several stools of a greenish appearance and fetid smell.

Habeat bolum e jalapa cum mercurio.

Dec, 6th. Refused the bolus—jaw is at present fixed, and general spasm affects the body.

Recipe—Submuriatis hydrargyri scrupulum,  
Sacchari albi drachmam.

Tere intime, et divide in doses duodecim, quarum sumat unam, omni bihoris.

— 7th. Trismus and spasm were of short duration— involuntary motion of the muscles of the abdomen and of the lower jaw continue—one rather costive, but pretty copious fetid and green stool—uses little food—eight powders taken.

Repetantur pulveres e submuriate hydrargyri, ut heri sumendi usque dum iterum solvatur alvius.

Habeat

Habeat juris bovini libram,  
Seri vinosi libram et dimidiam, indies.

Irregular motions as yesterday, but trismus Dec. 8th.  
and spasm have not recurred—two scanty stools  
resembling those of yesterday—pulse 90, of moderate  
strength—fourteen powders taken.

Recipe—Tincturæ jalapæ unciam et dimi-  
diam,  
Syrupi drachmas sex,  
Aquæ uncias duas.

Sit mistura cujus porrigatur uncia dimidia,  
omni hora.

Habeat cerevisiæ (Porter) libram, vice seri vi-  
nosi,

Alvine discharge has been scanty, and of a ——— 9th  
dark brown colour—complains still of occasion-  
al pain of abdomen—Irregular motions in ap-  
pearance nearly the same, but by account less  
frequent, less violent, and of shorter duration—  
has taken only about half of the mixture, and  
nourishment is almost entirely declined—mouth  
does not appear affected.

Utatur



Utatur bis vel ter indies balneo tepido, et repetatur submuriæ hydrargyri, ut supra præscriptum.

Dec. 10th. Has had the bath twice, which he bore well—one pretty copious consistent green-coloured and fetid stool—seven powders taken—mouth sore with mercurial fetor—has taken more nourishment—irregular convulsive motions as described yesterday.

Continuetur balneum tepidum, mane et vespere.

Repetatur mistura cum tinctura jalapæ, ut supra præscriptum.

— 11th. One dark-coloured consistent fetid and rather scanty stool since yesterday—irregular motions disappeared during the whole of yesterday, and at present affect only the muscles moving the head—pulse good—more nourishment taken, but he has refused altogether the laxative mixture.

Continuetur balneum. Intermittatur tinctura jalapæ.

Has

Has had two stools of more natural appearance, and less fetid than hitherto—irregular motions continue, but are still less frequent and less severe—spasm resembling tetanus, by account, occurred while in the bath—continues to take food, but declines the beef-tea and porter. Dec. 12th.

Recipe—Magnesiæ ustæ,  
Sacchari, utriusque drachmas duas,  
Aquæ uncias sex.

Sit mistura partitis vicibus Indies porrigenda.  
Intermittantur jusculum bovinum, cerevisia  
(Porter), et balneum tepidum.

A little beef-steak to dinner.

Has taken the mixture sparingly, and has had — 13th.  
no stool—irregular motions confined to the  
muscles moving the head and lower jaw, and  
appear to be somewhat under command.

Repetatur mistura e magnesia, ut heri præ-  
scripta.

Mixture, as prescribed, has been nearly taken — 14th.  
—no stool—irregular motions as last described  
—mouth continues affected.

Vespere

Vespere injiciantur per anum enematis domestici unciæ decem.

Imponatur vesicatorium nuchæ.

Recipe—Tincturæ jalapæ,

—Aquæ, utriusque unciam,

—Syrupi unciam dimidiam.

Sumat hujusce unciam dimidiam, subinde.

Intermittatur magnesia.

Dec. 15th. A copious feculent alvine discharge, of more natural appearance and smell than hitherto—motions continue more moderate, and less frequent in their attack—appetite is improving—blister not yet moved.

Repetatur tinctura jalapæ, ut heri.

— 16th. A pretty copious, costive, and light-coloured stool—blister answered well—mouth still affected, and irregular motions as last described.

Repetatur mistura e tinctura jalapæ, ut supra præscripta.

— 17th. A copious stool, similar to that of yesterday—irregular involuntary motions by account  
much

much declined, with improving appetite—mouth mends.

Repetatur mistura e tinctura jalapæ.

Mixture taken—a more copious and clay-coloured stool than the two former. Dec. 18th.

Repetatur tinctura jalapæ,

Alvine discharge copious, consistent, and clay-coloured—motions continue to abate, and appetite still to improve. — 19th.

Continuetur mistura tincturae jalapae, indies.

A stool yesterday, similar to the preceding one—none since. — 21st.

Addantur misturae tincturae jalapae drachmae duae.

Habeat vini rubri uncias quatuor.

A stool similar to those lately described—irregular motions are still less frequent and violent, not without suspicion of their being occasionally induced at will—wine is relished. — 22d.

Continuetur

Continuetur vinum necnon mistura e tinctura jalapæ.

Dec. 24th. Alvine discharge in abundant quantity, and now of natural appearance—irregular motions have nearly, if not altogether ceased—appetite continues good, and general health is improved.

Continuetur vinum, necnon mistura e tinctura jalapæ cum tincturæ drachmis sex tantum.

— 25th. Continues convalescent—alvine discharge is abundant and natural.

— 27th. Habeat tincturæ jalapæ uncias duas. Signa, Laxative tincture, from two to three spoonfuls daily.

Dismissed cured.

This case, obstinate and protracted, yielded at length to the efficacy of the purgatives; although, from the extreme puny and debile state  
of

of the child, they might have been supposed to have been improper. The danger was great, from the weakness of my patient, as well as from the violence of the symptoms; but I was not deterred from employing the only remedies that I knew could save him.

Her involuntary motions of the muscles moving the trunk of the body, and the superior and inferior extremities, which, although slight in the beginning, had now become violent and irregular, and did not cease altogether, during sleep. She could not articulate—muscular bell was loose, but not walled—abdomen was hard and prominent—appetite was keener than when in health, and her belly was said to be regular.

Forty five grains of the above pills taken. One copious, consistent, dark-coloured stool. Continuation pills aloster. Light nourishing diet to be used.

APPENDIX.

Q of the chorea may have been

Edinburgh,  
March 2d.  
1805.

ANNE ROSS, Ætatis 10.

Of the annexed date, I visited this girl.

She had a pale complexion, a dull eye, a vacant expression of countenance. After previous bad health, she had laboured, for six weeks, under involuntary motions of the muscles moving the trunk of the body, and the superior and inferior extremities, which, although slight in the beginning, had now become violent and irregular, and did not cease altogether, during sleep. She could not articulate—muscular flesh was loose, but not wasted—abdomen was hard and prominent—appetite was keener than when in health; and her belly was said to be regular.

Sumat massæ pilularum aloeticarum grana quindecim, omni trihorio.

— 3d.

Forty five grains of the above mass, taken.

One copious, consistent, dark-coloured stool.

Continuentur pilulæ aloeticæ.

Light nourishing diet to be used.

— 4th.

Fifty grains of the aloetic mass have been taken.

One stool, consisting of many scibula floating in a dark-coloured fetid fluid, has been passed.

Continuentur pilulæ aloeticæ.

I found the involuntary motions as described, March 5th. but was informed that they had been less violent in the course of the preceding afternoon.

Swelling and hardness of abdomen somewhat subsided—a scanty alvine discharge has taken place. The stool was fluid, and approaching the natural appearance—forty-five grains of the aloetic mass have been taken.

Continuetur pilulæ aloeticæ.

Forty grains of the aloetic mass have been — 6th. taken—one stool rather fluid, but, in respect of appearance, more natural than hitherto—appetite still keen—involuntary motions ceased last night, during sleep.

Recipe—Gummi aloes drachmam unam,

Calomelanos,

Saponis, singulorum scrupulum unum,

Mucilaginis gummi arabicæ quantum satis fit, ut fiat massa, quam divide in pilulas viginti æquales, quarum sumat duas omni bihorio ad quintam vicem.



— 7th. Fourteen pills taken—one copious, consistent, dark, and fetid stool—an easy night—motions suspended during sleep are weaker and more regular this morning.

Sumat quid reliqui sit pilularum heri præscriptarum.

— 8th. The six pills taken—two stools of dark colour, and in part of a clayey consistence, adhering to the sides of the containing vessel—eye is more languid, and cheeks paler than usual. She cannot as yet articulate—an easy night without motion—mouth somewhat pained with mercurial fetor of the breath.

Recipe—Foliorum fennæ drachmas tres,

Cremoris tartari,

Extracti glycyrrhizæ, singulorum

drachmam unam.

Infunde per horam in aquæ fervidæ unciis duodecim.

Sumat infusi colati quartam partem omni bihorio.

Habeat cyathum unum vel alterum vini, (Port,) indies.

Alvine

Alvine discharge similar to the last, but more copious—a quiet night. March 9th.

Recipe—Calomelanos grana sex,  
 Pulveris jalapæ,  
 Saponis, singulorum grana decem,  
 Mucilaginis gummi arabici quantum satis fit, ut fiant pilulæ sex vespere sumendæ.

Recipe—Sodæ tartarifatæ drachmas quatuor,  
 Foliorum fennæ drachmas duas,  
 Extracti glycyrrhizæ drachmam unam,  
 Aquæ fervidæ uncias duodecim.

Fiat infusum, cras mane, quatuor vicibus fumendum—Continuetur vinum.

Pills taken—vomiting succeeded the third dose of the infusion, on account of which it was intermitted. 10th.

One fluid fetid dark green-coloured stool, accompanied with much flatus—fulness of abdomen more subsided—eyes more lively, and some colour in the cheek—a good night—mouth easier.

Continuetur vinum ; et vespere sumat quid reliqui fit infusi.

March 11th. Infusion not taken—no stool—an indifferent night. She seems, by description, to have laboured for a short time, under general rigidity—and has been given to involuntary laughter—involuntary motions more violent at times—food taken.

Recipe—Gambogiæ scrupulum unum,

Saponis grana decem,

Mucilaginis gummi arabici quantum satis fit, ut fiant pilulæ octo.

Sumat duas omni bihoris, et vespere quid reliqui fit infusi fennæ.

— 12th. Continuetur vinum.

Being sickened by the pills, four of them only were given, and the infusion was not given—she is much as yesterday ; but the rigidity and involuntary laughter have not recurred—no stool.

Recipe—Tincturæ jalapæ uncias duas ; cujus sumat quantum capiat cochleare parvum, ex aqua, omni hora.

Continuetur vinum.

Two thirds of the tincture taken—a fluid March 13th.  
 stool more natural than hitherto—no sickness—  
 a quiet night—motions less frequent and less  
 violent.

Recipe—Calomelanos grana sex,  
 Pulveris jalapæ grana duodecim,  
 Fiat pulvis, vespere sumendus.

Recipe—Foliorum fennæ, drachmas tres,  
 Extracti glycyrrhizæ drachmam.

Infunde in aquæ fervidæ unciis duodecim,  
 quarum sumat quartam partem omni hora cras  
 mane.

Continuetur vinum.

A quiet night; under greater involuntary agi- — 14th.  
 tation than yesterday—gripes and vomiting suc-  
 ceeded the third dose of the infusion—a copious  
 stool of a light-green colour, fluid and fetid.

Repetatur pulvis, ut heri; et cras mane su-  
 mat quid reliqui sit infusi,

Continuetur vinum.

A copious, partly fluid, green-coloured, and — 15th.  
 highly fetid stool—slight nausea after the infu-

tion—an indifferent night—motions continue violent—food taken.

Recipe—Saponis,

Aloes, utriusque drachmam, forma  
in pilulas triginta, quarum fumat  
duas omni hora.

Habeat enema quod domi parari solet, vespere.

Continuetur vinum.

March 16th. A better night—scanty evacuation after the injection—a copious feculent one this morning—motions less violent.

Continuentur pilulæ ut heri, et vinum.

Repetatur enema, et fumat phosphatis sodæ, drachmas duas e jusculo bovino, omni trihorio.

— 17th. The remaining ten pills, and an ounce and a half of the phosphat of soda have been taken— injection not well received—one scanty, feculent stool—an easy night—fulness of abdomen continues, and motions are less violent.

Sumat massæ pilularum ex aloe cum colocynthide grana duodecim, omni trihorio.

Repetatur enema.

Continuentur phosphas sodæ et vinum.

Half a drachm of the above mass, and half March 18th.  
 an ounce of phosphas sodæ taken—*injection*  
 better received—a large feculent stool, in consis-  
 tence approaching to costive, has been passed—  
 a restless night—motions less violent, and arti-  
 culation at times distinct—abdomen still full.

Continuentur pilulæ, phosphas sodæ, enema,  
 et vinum ut heri.

Habeat tincturæ opii guttas duodecim, vespere.

One scruple of the mass of pills, and an ounce — 19th.  
 and a half of phosphas sodæ have been taken—  
*injection* retained for some time—a stool, copi-  
 ous as that of yesterday—slept during the first  
 part of the night—restless with much agitation,  
 in the morning, but at eleven, A. M. more  
 calm, and motions less violent.

Continuentur pilulæ, phosphas sodæ, enema et  
 vinum.

Omittatur tinctura opii.

A restless

March 20th. A restless night—involuntary motions more violent ; but countenance clear, and eyes lively—fulness of abdomen continues—feculent discharge of more natural appearance, but more scanty.

Sumat tartritis potassæ et sodæ unciam unam e jusculo bovino partitis vicibus.

Omittantur enema, pilulæ ex aloe cum colocynthide, et phosphas sodæ.

— 21st. A better night—motions more staid—a copious alvine evacuation, somewhat costive—fulness of abdomen not diminished—food and wine taken.

Capiat tres pilulas ex aloe et calomelane, ut die mensis sexta præscriptum est.

Continuetur vinum,

Repetatur tartris potassæ et sodæ, ut heri.

— 22d. Nearly in the same state as yesterday.

Continuentur pilulæ, tartris potassæ et sodæ et vinum, ut heri.

— 23d. A restless night—motions more irregular and violent—a scanty and unnatural stool—fulness of abdomen

abdomen continues—looks improve—but she appears to be thinner, and muscular flesh to be more flaccid.

Capiat pilulas ex aloë et calomelane, duas omni bihorio—necnon tartritis potassæ et sodæ unciam unam, e jusculo bovino partitis vicibus.

An indifferent night, but motions more staid. March 24th  
Fulness of abdomen continues—a copious alvine discharge, partly of a natural, and partly of a clayey tough consistence—six pills and the Rochelle salts taken.

Sumat pilulas ex aloë et calomelane, tres omni bihorio ad tertiam vicem—necnon tartritis potassæ et sodæ unciam unam, e jure bovino partitis vicibus.

Continuetur vinum.

A better night—motions more staid, cease — 25th, now altogether during sleep—articulation improves, and looks continue lively—fulness of lower abdomen unchanged—a copious alvine discharge, feces are more natural, hard, and in detached pieces, something resembling scibula.

Sumat



Sumat omni bihorio massæ pilularum ex aloe  
et colocynthide grana octo.

Repetatur tartritis potassæ et sodæ uncia una.

Continuetur vinum—omittantur pilulæ ex aloe  
et calomelane.

March 26th. A good night—involuntary motions and ful-  
ness of abdomen, as last described—seventy  
grains of the pills, and the Rochelle salts taken.

Copious fluid alvine discharge.

Sumat pulveris jalapæ compositi, scrupulum  
unum omni trihorio.

Repetatur tartris potassæ et sodæ, necnon  
vinum.

Omittantur pilulæ ex aloe et colocynthide.

— 27th. Three doses of the powder, and the ounce of  
Rochelle salts taken—copious evacuation of feces,  
of natural appearance, and for the first time, of  
natural form—a good night, with much refresh-  
ing sleep—involuntary motions less violent than  
hitherto.

Repetatur pulvis jalapæ compositus, necnon  
tartris potassæ et sodæ ut heri—continuetur  
vinum.

A good

A good night—motions still less violent—March 28th.  
looks are cheerful—a copious, natural, and  
well-formed alvine discharge.

Sumat pulveris jalapæ compositi scrupulos  
duos, ter indies—necnon tartritis potassæ et  
sodæ unciam et dimidiam, e jure bovino partitis  
vicibus. Continuetur vinum.

Jalap and Rochelle salts taken—a quiet night — 29th.  
—motions as yesterday—a natural, but a less  
formed, and less copious alvine discharge.

Recipe—Pulveris jalapæ compositi, drachmas  
duas, in doses tres divisas,

Sumat unam statim, et alteram vespere; nec-  
non tartritis potassæ et sodæ, drachmas sex, e  
jure bovino, interdiu.

Continuetur vinum.

In respect of sleep, motions, and alvine eva- — 30th.  
cuations, as yesterday—appears to lose flesh,  
and looks are more wan—articulation does not  
improve.

Recipe—Pulveris jalapæ drachmam unam,  
Divide in doses sex, quarum sumat  
unam omni bihorio.

Sumat

Sumat etiam tartritis potassae et sodae drachmas sex e jusculo bovino.

Continuetur vinum.

Omittatur pulvis jalapae compositus.

March 31st. Medicines, wine, and full nourishment taken—wan looks and enfeebled state, continue—a good night, much quiet sleep—motions weaker, and more under command, than hitherto—a very copious alvine evacuation, in part costive, and not so natural in appearance as late ones.

Recipe—Pulveris jalapae, drachmam unam et dimidiam in doses sex divisam; sumat unam omni bihorio.

Repetatur tartris potassae et sodae ut supra, et continuetur vinum.

April 1st. The salts, and five doses of the powder taken—alvine discharge and symptoms, as yesterday.

Repetatur pulvis jalapae, necnon tartris potassae et sodae. Continuetur vinum.

— 2d. Salts and five powders taken—countenance fresh—looks lively—motions still more under command.

Recipe

Recipe—Pulveris jalapae, drachmas duas ;

Divide in doses sex, sumat unam  
quater indies.

Repetatur tartris potassae et sodae.

Continuetur vinum.

The salts and five powders taken—copious, April 3d.  
feculent, consistent, and natural alvine discharge.

Continuentur vinum et pulvis jalapae, ut heri.

Omittatur tartris potassae et sodae.

Five powders taken—alvine evacuation as yester- — 4th.  
day—a quiet night, refreshing sleep—she  
walks with a steady, but rather feeble gait—in-  
voluntary motions, but to no extent, of the supe-  
rior extremities continue, those of the trunk of  
the body are gone—fulness of abdomen almost  
subsided.

Habeat pulveris jalapae, scrupulum unum ter  
indies. Intermittatur vinum.

Multum apricetur, cælo, nunc temporis, be-  
nigno existente.

Four scruples of the powder of jalap taken ; — 5th,  
sickness and slight vomiting—natural alvine eva-  
cuation


evacuation—fulness of abdomen gone—motions regular and voluntary—power of articulation much recovered—looks lively; she enjoyed the open air much, and she walked a little.

Sumat omni mane, pulveris jalapae scrupulum unum.

April 9th. Eyes clear—countenance expressive of vivacity—power of articulation recovered—motions regular and voluntary—daily alvine evacuation in full quantity—stools are formed, consistent, and in all respects natural.

Sumat omni mane, pulveris jalapae grana decem.

— 17th. Finding my patient fully convalesced, the belly regular, the feces formed, and of natural appearance, I recommended exercise in the open air, fresh vegetables in diet; and I intimated, that I ceased to take farther charge.



ON the eighth day of the following month, (May) I passed near to the house where my late patient,

patient, Ann Rofs lived. Curiosity led me to enquire for her. She was employed in work; she was abundantly muscular and active, and she approached me in a cheerful, playful manner.

This has proved the most protracted case of Chorea, under the treatment by purgatives, that has occurred to me; which may be owing, in part, to the duration of the complaint, before I saw the patient, and in part, to her sex. The strong and repeated purgatives that were given, are a proof that the constipation was great; and the almost daily alvine evacuation, and the nature of the stools, shew the accumulation of feculent matter, to have been abundant and offensive. My directions in the conduct of this case, were faithfully complied with, by an anxious and sensible mother, whom I encouraged to persevere in the exhibition of purgatives, by positive assurances, that a perfect recovery was to be obtained,—while my little patient was enticed to compliance, by occasional presents, suited to her time of life.

## ELIZABETH WEBSTER, Ætat. 9.

Royal Infir.  
April 25th.  
1805.

Is subject to constant irregular and involuntary motions of both the superior and inferior extremities; but the left arm and leg appear less affected than the right. The trunk of the body is also frequently affected by these irregular motions, and there is constant grinding of the teeth during sleep, when these motions are suspended, and she appears calm and easy.

This complaint has existed for about five weeks, and since the 2d of April she has been under a regular course of purgative medicines, which have had various effects, but have given no relief of symptoms—had two spoiled teeth extracted, and on the 22d instant she passed a worm of the Lumbricus kind, about ten inches in length—her appetite is good, and food is relished—her abdomen is soft, without fulness—power of articulation nearly suspended.

Recipe—Submuriatis hydrargyri drachmam  
dimidiam,

Sacchari albi drachmam unam.

Optime

Optime terantur, et in pulveres decem æquales dividantur. Sumat unum omni bihorio ad quintam vicem.

Recipe—Tartritis sodæ et potassæ drachmas sex,

Jusculi bovini libram unam.

Sit solutio partitis vicibus forbenda.

A rather scanty alvine evacuation, fluid, partly of natural appearance, and partly of a greenish colour, not fetid—has passed a bad night, with but little sleep—five of the powders, and about half of the beef-tea taken. April 27th.

Continuetur submurias hydrargyri, ut heri.

Recipe—Tincturæ jalapæ,  
Syrupi, utriusque drachmas tres,  
Aquæ unciam unam.

Sit hauustus cras mane fumendus.

Intermittatur tartris sodæ et potassæ.

Has had three stools, of a deep green colour — 28th. and fetid; the discharge upon the whole is scanty—has passed a better night, and this morning the involuntary motions are less gene-



ral and less violent—vomiting succeeded the first dose of the mixture—five powders taken.

Recipe—Pulveris radice jalapæ,  
Sacchari rubri, utriusque drachmam  
unam,

Tere intime et divide in doses duodecim.

Sumat unam secunda vel tertia quaque hora ;  
supra præscriptis omiffis.

April 29th. Has passed a quiet night, enjoying soft sleep—has had ten stools ; the feces upon the whole are abundant, of a light greenish colour, partly fluid, and partly somewhat in separate knots, approaching in appearance to scybala ; these evacuations are highly fetid—the convulsive motions are still more stayed and less violent—nine powders, taken without reluctance, have been given.

Continuetur pulvis jalapæ ut heri præscriptum.

— 30th. Alvine discharge, in respect of quantity, cannot be ascertained, feces having been voided without notice in bed ; but on the whole they have not been so abundant as yesterday ; they are of

a lighter colour and fetid—involuntary motions still less violent—appetite for food abates—thirsty—articulation still suspended, and deglutition is difficult

Habeat vini rubri,

Aquæ, utriusque uncias sex.

Sumat unciam, subinde.

Four fetid stools, but rather of more natural appearance, since yesterday; evacuation on the whole copious, has been voided without notice—abdomen seems more distended—involuntary motions still abate—pulse is feeble, and looks are rather languid, and muscular flesh apparently wasted—appetite still indifferent—eight powders taken, and wine relished.

May 1st.

Habeat jusculi bovini libram et dimidiam, indies.

Recipe—Submuriatis hydrargyri,

Sacchari, utriusque grana tria.

Sit pulvis vespere porrigendus.

Continuetur pulvis jalapæ, cujus sumat dosem, omni trihorio.

Repetatur vinum.

R 3

The

May 2d.

The powder of the evening, and twelve of jalap taken—she appears more languid, and excoriations of different parts of the surface, and some of considerable extent, have appeared in succession for two days past—pulse at the wrist is feeble, and surface is disposed to be cold—no stool—urine passed insensibly—wine has been relished, and little food taken—has had an indifferent night—involuntary motions as last described.

Recipe—Vini rubri uncias octo,

Aquæ uncias sex.

Sit mistura partitis vicibus indies fumenda.

Injiciantur per anum enematis domestici uncia decem; dein accipiat per anum, omni trihorio, juris bovini uncias quatuor; in hunc finem habeat jusculi bovini libras tres; necnon fistulam armatam.

Curentur partes excoriatae more solito.

Intermittatur pulvis jalapæ.

— 3d.

A stool previous to the injection, pretty copious, of a dark green colour, and fetid; a smaller one after the house injection; those of beef-tea have been retained—has had a better  
night.

night, and appears somewhat revived—motions as described—wine relished, and a little beef-tea has been swallowed.

Recipe—Magnesiæ ustæ drachmas duas,  
 Pulveris jalapæ drachmam unam,  
 Mucilaginis Gummi Arabici,  
 Syrupi,  
 Aquæ cinamomi fingulorum sem-  
 unciam.

Probe mistis affunde.

Aquæ uncias quatuor cum semisse. Misturæ agitatae porrigatur uncia una, ter indies.

Continuentur vinum et jusculum bovinum, ut heri.

Three doses of the mixture taken—injections May 4th.  
 of beef-tea have been continued and retained—some beef-tea and a little food have also been taken; wine is relished—one pretty copious green coloured and fetid stool passed in bed—excoriations mend.

Continuentur mistura e magnesia, vinum, et enemata e jusculo bovino.

May 5th. Four stools, of a dark green colour and fetid smell; the evacuation upon the whole has been copious, and passed in bed—spasmodic motions cease altogether at times, and again return with some violence—has passed an indifferent night—appetite mends.

Continuentur vinum, jus bovinum, et mistura e magnesia.

A night nurse.

— 6th Has passed a good night—involuntary motions as last described, with longer intervals between different attacks—appetite more improved, and excoriations more disposed to heal—four alvine evacuations, consistent, dark, and fetid; on the whole in small quantity.

Recipe—Submuriatis hydrargyri,

Sacchari, utriusque grana sex.

Sit pulvis vespere fumendus.

Continuetur mistura e magnesia, ut supra præscriptum, additâ pulveris jalapæ drachma.

Continuentur vinum et jusculum bovinum.

— 7th. Has passed an easy night—irregular spasmodic motions are now but little perceived—  
appetite

appétite continues to improve—expression of countenance is more lively—pulse calm, and firmer than hitherto—excoriations healing—alvine evacuation of a lighter colour, less fetid, and also less copious than for some days past—calomel given, and mixture, as prescribed taken.

Recipe—Phosphatis sodæ drachmas quatuor  
e juris bovini unciis sex sumendas.

Continuetur mistura e magnesia et jalapa.

Habeat vinum et jus bovinum, ut supra præscriptum est.

Involuntary motions nearly gone—appetite good—a quiet night—sensible to the stimulus of urine and of feces; the latter has been passed in abundance, is partly fluid and feculent, partly scybalous and of a greenish colour, and still fetid—wine is relished—salts and mixture taken, as prescribed.

Repetatur phosphas sodæ.

Continuetur mistura e magnesia et jalapa, nec non vinum.

Intermittantur enemata a jusculo bovino.

Alvine

May 9th. Alvine evacuation more in quantity, feculent, of natural colour, with less fetor—irregular motions nearly, if not altogether gone—good night—mixture, and salts, and full allowance of nourishment taken.

Habeat vini rubri uncias quatuor tantum, quibus admisceantur aquæ unciaë quatuor.

Continuentur adhuc cathartica.

— 10th. Involuntary motions have not recurred—deglutition is free, and she begins to articulate—stools feculent, and natural in appearance and smell.

Continuetur vinum, necnon mistura e magnesia, adempto pulvere jalapæ.

Omittatur phosphas sodæ.

— 11th. The alvine discharge since yesterday is abundant, fluid, of a greenish colour, and more fetid than the last—excoriations are healed—pulse firm and regular—disposition to coldness of the surface has gradually yielded—skin now of natural heat.

Recipe

Recipe—Submuriatis hydrargyri,  
 Sacchari, utriusque grana quinque,  
 Sit pulvis cras primo mane fumendus.  
 Continuetur mistura e magnesia.

A more copious and more natural stool—con- May 12th.  
 tinues convalescent.

Habeat omni mane pulveris radice jalapæ  
 grana quindecim, cum totidem sacchari rubri.

Intermittantur mistura e magnesia, et vinum.

The alvine evacuation of yesterday and of — 14th.  
 this day abundant, fluid, and without peculiar  
 fetor—pulse regular and firm—articulation not  
 farther recovered.

Habeat pulveris jalapæ grana sex tantum, in-  
 dies.

For two mornings laxative powder not given — 17th.  
 —alvine evacuation continues sufficiently co-  
 pious, of natural appearance, and fluid—appe-  
 tite good, but flesh and strength are slowly re-  
 covered—articulation still suspended—pulse calm  
 —good nights.

Intermittatur pulvis jalapæ.

Pretty



May 18th. Pretty copious alvine discharge from six motions, more fetid than for two days past—considerable fullness of abdomen is still perceived.

Recipe—Submuriatis hydrargyri grana quatuor,

Pulveris jalapæ,

Sacchari, utriusque grana octo.

Sit pulvis, cras primo mane, fumendus.

Habeat vini rubri uncias quatuor.

— 19th. A more copious alvine evacuation, still fetid, with slight fullness of abdomen—spontaneous vomiting of contents of stomach this morning, preceded by sickness—wine relished.

Cras mane repetatur pulvis, heri præscriptus, et repetatur vinum.

— 20th. Since taking the powder, a rather scanty alvine evacuation has taken place; it is feculent, fluid, and fetid—fullness of abdomen continues—wine relished.

Recipe—Infusi fennæ uncias duas,

Extracti Glycyrrhizæ drachmam.

Solve pro cathartico quam primum sumendo.

Vespere

Vespere accipiat enematis domestici uncias duodecim.

The infusion was taken, and the injection was May 21st.  
soon returned without feces—the alvine evacuation on the whole since yesterday has been copious, and fetid, and of a dark colour, with scybala intermixed—for some days she has appeared more wan, and seems to have lost in respect of flesh—the wine is relished, and food taken—no return of involuntary motions.

Recipe—Infusi fennæ uncias duas cum semelle,

Tincturæ jalapæ drachmas tres,

Extracti glycyrrhizæ drachmam.

Sit mistura cujus fumat unciam, omni hora.

Vespere accipiat, per anum, enematis fetidi uncias sex.

The alvine evacuation, in respect of quantity — 22d,  
and appearance, as yesterday, unless perhaps it is more of the natural colour; it contains a few scybala, and is still fetid—the injection was retained nearly five hours, when it was voided, accompanied with much flatus—pulse towards

90, and firmer—abdomen seems less distended—food and wine relished.

Repetatur infusum fennæ cum tinctura jalapæ; necnon enema fetidum vespere.

Continuetur vinum.

Omittantur alia.

May 23d. The alvine evacuation is more copious, of a darker colour, and fetid—the injection, retained four hours, was voided along with feculent matter and much flatus—fulness and tension of belly continue to abate—appetite for food flags, but wine is relished—pulse about 90, and feeble—she seems to lose in respect of flesh and strength.

Habeat quam primum juris bovini libras duas; cujus injiciantur unciaë sex per anum, omni bihorio.

Sera nocte fumat bolum jalapæ compositum; et cras mane repetatur infusum fennæ cum tinctura jalapæ,

Continuetur vinum.

— 24th. Alvine evacuation, since yesterday, is less copious, fluid and fetid—injections of beef-tea retained—pulse firmer, and more food taken.

Repetatur

Repetatur. vespere enema fetidum, ut supra præscriptum; cras mane habeat haustum ex oleo ricini.

Continuentur vinum et enemata e jusculo bovino.

A feculent stool, with much flatus, in about half an hour from receiving the injection; another since morning; on the whole, the alvine discharge is more copious, fluid, and of nearly natural colour, but fetid—appetite continues good—pulse regular and firm—fulness of abdomen more subsided—had a visit from a brother and sister, both children, in whose company she appeared delighted, and, by account, conversed with them freely and easily; in their absence, she resumes her usual dullness and taciturnity.

Recipe—Oxidi ferri nigri purificati grana sex,

Pulveris jalapæ,

Sacchari rubri, utriusque grana quatuor.

Sit pulvis, ter indies, e quovis vehiculo, fumendus.

Repetatur

Repetatur vinum.

Intermittantur enemata e jusculo bovino.

May 28th. The alvine discharge, from the 25th till yesterday, has been nearly as described, but rather scanty—no stool these last 24 hours—abdomen seems fuller—feebleness continues—food and wine relished.

Habeat pilulas aloeticas octo; sumat duas omni bihorio.

Recipe—Tincturæ assæ foetidæ drachmas duas,  
Aquæ tepidæ uncias octo, pro enemate, cras mane injiciendo, ni prius soluta fuerit alvus.

Intermittatur interea pulvis ex oxido ferri nigro.

Continuetur vinum.

— 29th. Pills being taken in the course of the night, a copious, and, for the first time, formed stool was voided—the injection given, and as yet without farther effect—fulness of abdomen, and particularly of the epigastrium, continues—pulse quick, soft and tolerably firm.

Repetantur

Repetantur pilulæ aloeticæ ; quibus sumptis,  
repetatur etiam enema fœtidum.

A scanty stool in the afternoon of yesterday ; May 30th.  
six have since occurred, giving on the whole a  
copious feculent, fluid, and fetid discharge—the  
injection was returned accompanied with much  
flatus—fulness of abdomen continues—appetite  
good.

Habeat pilulas aloeticas quatuor vespere ; cras  
mane repetatur enema fœtidum.

Has had several stools—the evacuation on — 31st.  
the whole copious, fluid and feculent, and with-  
out peculiar fetor—belly is less full—articula-  
tions distinct, and she has become cheerful and  
playful.

Habeat pilulas aloeticas, tres tantum vespere.

Several natural stools—fulness of abdomen June 1st.  
continues ; in other respects apparently well.

Pilulas aloeticas duas tantum.

Continuetur vinum.

Repetantur pilulæ aloeticæ, et vinum. — 2d.

- June 3d. Pilulam aloeticam unam tantum, vespere.
- 4th. Repetatur pilula aloetica.
- 5th. Fulness of abdomen much subsided—stools natural—in all respects convalescent.  
Habeat pilulam aloeticam secunda quaque nocte.  
Intermittatur vinum.
- 8th. Regular and natural stools—flesh and strength regained in some degree.
- 11th. Has continued well.  
Habeat pilulas aloeticas viginti quatuor. Signa, One to be taken occasionally, so as a regular state of the bowels may be insured.  
Dismissed cured.

This case has proved equally obstinate with that of Ann Ross; at the same time, it is one in which I had the greatest reason to despair of

success. I lost all hope more than once; and I expressed myself to this purpose to several gentlemen who were witnesses of my conduct, in order to prepare them for my failure. But the steady perseverance in the only means of safety, snatched my patient from danger, and must convince every unprejudiced person of the utility of purgative medicines in Chorea.

Edinburgh,  
Oct. 11, 1774.

Dear Sir,

I have heard with great pleasure that you are now publishing an account of the good effects of purgatives, in the cure of some diseases. I take the liberty of sending you therefore, an abstract of two cases of CHOREA, which occurred in the clinical ward, and which were in a very striking manner, the good effects of purgatives in the cure of this disease. To these cases you are certainly well entitled, because, as this method



---

---

Dr. James Home, professor of Materia Medica and of Pharmacy, in the University of Edinburgh, has favoured me with the following valuable and interesting communication. His candid and polite manner of making it, adds to my obligations to him on this occasion.

---

---

Edinburgh,  
Oct. 11, 1805.

DEAR SIR,

I HAVE heard with great pleasure, that you are now publishing an account of the good effects of purgatives, in the cure of some diseases. I take the liberty of sending you therefore, an abstract of two cases of CHOREA, which occurred in the clinical ward, and which shew in a very striking manner, the good effects of purgatives in the cure of this disease. To these cases you are certainly well entitled, because, as this mode  
of

of curing Chorea was entirely new to me, and contrary to my opinion of the nature of the disease, the treatment of these cases, was, if you recollect, entirely conducted under your direction. I intended also to have sent you a very remarkable history of the good effects of purgatives, in a very bad case of Typhus, in which they were employed at your suggestion, but unluckily I cannot at present find it. I am

Dear Sir,

Your most obed. Servant,

JAMES HOME.

To Dr. James Hamilton, }  
Physician, Edinburgh. }

MARGARET JAMESON, was admitted into the clinical ward, upon the 10th of May, 1804. She was sixteen years of age, and of a sanguine temperament. About three months ago, previous to which she had been in good health, some involuntary motions were first observed, in her left arm and leg. These, about a fortnight ago, changed to the right side. At present, these

Involuntary motions are so considerable, that she can hardly walk, and cannot feed herself. They cease during sleep, which however, is much disturbed. Pulse 84—tongue clean—appetite impaired—thirst considerable—belly costive. The menses have appeared once only, and in small quantity, about a month ago. She had used a great variety of remedies of the nature of which she was ignorant, without receiving any benefit.

A compound, consisting of the submuriate of mercury and of jalap, at first in the proportion of three grains of the former, and ten grains of the latter, was given. This, however, producing no effects, the quantity of the submuriate of mercury was increased to five grains, and that of the jalap, to fifteen grains. It was repeated four times in eight days. It never operated above four times. The feces were at first natural: they afterwards became black and fetid; and then again assumed a natural appearance. The involuntary motions gradually became better: they ceased altogether, in eight days;

days; and on the tenth day, she was dismissed, cured. As the cure, however, might have been temporary only, she was desired to return frequently to the Infirmary. But, although she presented herself often, she remained entirely free of the disease; and her countenance exhibited the appearance of health and vigour.

MARY MURRAY aged 15, and of a delicate, irritable habit, was admitted on the 8th of June, 1804. In her, the disease had commenced about three months before, with pains in her legs and arms. These pains she ascribed to cold, and they were removed by laxatives, and external applications. After this, involuntary motions gradually came on, at first in the right leg, and then in other parts. At the time she was admitted, the muscles of the head, of the lower jaw, of both superior extremities, and of the right leg, were affected, so that she could hardly walk; she could not feed herself; and could not speak intelligibly. She was affected also with frequent headachs; with great imbecillity of the mental faculties; with fre-

quent fits of crying, without any evident cause; and with swelling of the abdomen, towards evening. Pulse about 80—tongue clean—appetite good—belly very bound. The menses had never appeared.

To this patient, five grains of the submuriate of mercury, and fifteen grains of jalap, were given in the form of bolus, every day, for fourteen days. After this, they were given every second day only, for six days. During these three weeks, this medicine had the effect of producing three or four stools every day. At first, the stools were of a natural appearance; afterwards they became black, and very fetid; gradually, however, they assumed a natural appearance. During this time, she became stronger. Her countenance assumed a healthy appearance, and the involuntary motions gradually diminished, so that she was able to walk more steadily, to carry liquids to her mouth, and to speak more distinctly.

As the progress of the cure appeared to be slow, a compound, consisting of equal parts of the Cinchona

chona officinalis, and of the Valeriana filvestris, was given in the quantity of half a drachm, twice a day. At the same time, the above purgative was occasionally prescribed, whenever there was any tendency to costiveness; or, when the stools were not of a natural appearance. Under this plan, which continued three weeks, this patient gradually got better, so that when she was dismissed, after having continued in the Infirmary about six weeks, the involuntary motions had entirely ceased, and she was in perfect health.

Roy. Inf.  
Febr. 18th  
1803.

APPENDIX.

## APPENDIX.

## No. VII.

## CASES OF HÆMATEMESIS.

MARY MUNRO, *Ætatis* 28.

Roy. Inf.  
Febr. 18th,  
1805.

Has pain and sense of weight at the scrobiculus cordis, increased on pressure. Headach and vertigo, vomiting of ingesta, and sometimes, by account, grumous blood to a considerable extent, is brought up by coughing—much debility, and lowness of spirits—appetite impaired—pulse 80—skin cool—belly habitually costive—catamenia regular, and rather profuse—says she has had stomachic complaints, more than a year and a half—the discharge of blood occurred first about the beginning of this winter, preceded by occasional epistaxis for a month before—has used no remedies before admission,

but

but has taken a bolus since, which procured a dark, greenish stool.

Habeat pilulas aloeticas tres omni trihorio.

By account, two dark greenish-coloured stools Febr. 19th. have been passed this morning.

Continuentur pilulae aloeticæ, ut heri præscriptum.

Twelve pills taken—five copious, dark-greenish coloured stools—stomachic symptoms, head-ach and vertigo are relieved—pulse calm—no vomiting. — 20th.

No stool—no vomiting—weight at epigastrium—pulse calm. — 21st. ]

Repetantur pilulae aloeticæ, ut supra præscriptum.

Several stools of more natural appearance—no return of vomiting—stomachic symptoms still more relieved, and expression of countenance more lively. — 22d.

No



Febr. 23d. No stool—apparently convalescent—appetite good.

Recipe—Sulphatis magnesia drachmas tres,  
Supertartritis potassiae drachmam unam.

Misce.

Sumantur omni mane, ex aquae unciis sex  
vel octo.

— 26th. Belly has been regular—appetite has continued good, and to all appearance she has been free of complaints.

Habeat pulveris jalapae compositi uncias duas  
in doses triginta duas divisas.

Signantur, one each morning, in water.

Dismissed cured.

JEAN CLERKINSON, Ætatis 29.

COMPLAINS of a general forenefs in her breast, with great oppreffion about the præcordia, headach, and fome degree of languor. Says ſhe has been affected for three weeks, with frequent vomiting of fluid and dark-coloured blood, ſometimes to the amount of a pound or more—that ſhe has always vomited more or lefs, every day during that time. At preſent ſhe has little or no cough; but when ſhe firſt became affected, ſhe had a ſevere cough, with great hoarſeneſs.

Roy. Inf.  
April 28th.  
1805.

Pulſe at preſent 66, and very weak—tongue white—belly habitually coſtive—appetite impaired—catamenia natural.

Attributes her complaints, to carrying heavy loads of coals—has been uſing the pulvis cinchonæ, with porter, without relief.

A ſmall diſcharge of blood, brought up apparently without retching—no ſtool ſince admifſion. — 29th.

Habeat statim bolus jalapae compositum cum mercurii granis octo—sera nocte, nisi prius soluta fuerit alvus, enema domesticum.

Juris bovini libram vel alteram indies.

April 30th. General foreness of breast—oppression about praecordia—headach and faintness are relieved—pulse firmer, and expression of countenance more lively—a copious, fetid, dark, and greenish coloured alvine evacuation—no vomiting.

Habeat pilulas aloeticas duodecim; Sumat tres omni bihorio; et pilulis sumptis, repetatur enema, ut heri.

May 1st. Injection not given—has had two pretty copious stools—feces formed, but still of a dark, and greenish colour—uneasiness of praecordia—oppression of the breast, and headach are still more relieved—no vomiting.

Vespere repetatur bolus jalapae compositus, ut supra praescriptum, et cras primo mane habeat tartritis sodae et potassae unciam ex aqua.

2d. No vomiting—in other respects, free of complaint—a very copious alvine evacuation since morning,

morning, and of more natural appearance than hitherto.

Repetantur cathartica ut heri praecripta.

Has had pretty full alvine evacuation; somewhat costive, but in colour, more approaching the natural. Is free of complaint. May 3d.

Habeat pulveris jalapae drachmas quatuor in doses octodecim divisas.

Signentur one occasionally.

Dismissed cured.

MARTHA IRVINE, Ætatis 23.

Roy. Inf.  
April 11th,  
1805.

Says, that on Sunday, the 27th instant, she became affected with great difficulty of breathing, severe pains through her chest, and a sense of great weight about the region of the stomach; which complaints were immediately succeeded by violent retching, when she discharged a quantity of clotted blood, and immediately felt herself relieved. On the ninth, the above symptoms recurred, and she vomited about a pound of liquid, which, in every respect, resembled pure blood; and yesterday she discharged nearly the same quantity; since which time, she has been pretty easy—Complains at present, of a general foreness in her breast—of a sense of great weight at her stomach—frequent cough, and occasional headach—pulse 72, and weak—tongue white—belly, by account, has been regular, and catamenia natural—attributes her complaints to fatigue, and carrying heavy loads—has used no medicines.

Cough

Cough, by account, is of a fortnight's duration, April 12th, and has been accompanied with pain about the middle of the sternum—no stool since admission—tongue clean—pulse calm and feeble.

Habeat emulsionis communis libram unam indies.

No stool—no vomiting—cough has become less frequent, and by subsequent account, the pain mentioned yesterday, seems to be seated about the scrobiculus cordis. Headach is increased, and she complains of oppressive sickness—pulse towards 90, and firmer.

Continuetur emulso.

Has had neither vomiting, nor evacuation by stool—cough nearly gone—headach, and much sickness continue.

Continuetur emulso communis.

Has had neither passage of belly, nor vomiting—complains of severe headach and sickness—oppression and pain of epigastrium—cough gone—pulse calm.

Habeat enema purgans. Omittatur emulso.

T

Headach

April 16th. Headach and oppression of praecordia continue—sickness relieved—no vomiting—copious alvine discharge after the injection.

Habeat quam primum bolus jalapae compositum, cum mercurii granis decem; et fera nocte, nisi fluxerit alvus, enema domesticum.

— 17th. Headach and oppression about praecordia are much relieved—expression of countenance lightened—very copious, consistent, dark-coloured alvine evacuation.

Repetatur quam primum bolus necnon enema, ut heri.

— 18th. Alvine evacuation similar to that of yesterday—injection not given—vomiting of blood has not recurred, and she is free of complaint.

Repetatur bolus, ut supra praescriptum.

— 19th. Alvine evacuation resembling the last, but in smaller quantity—no recurrence of complaint.

Habeat pilulas ex aloe et colocynthide duodecim. Signantur, two every night.

Dismissed cured.

I did

I DID not doubt the veracity of this patient, Martha Irvine.—Her symptoms and her appearance convinced me that she laboured under Haematemesis; but, I was willing that the existence of the disease, should be placed beyond a doubt, by the actual discharge of blood; in order, that my practice, which was to follow, might be more decidedly conclusive in favour of purgative medicines, in this ailment. I therefore temporised for the first four days. But her sufferings increasing, commiseration for my patient made me desert my scheme. I could not longer withhold the certain means of relief which I had at command. In five days from my first employing these, she left the Hospital, in perfect health.



Mr. James Law, one of the surgeons of the Royal Infirmary, and surgeon to Edinburgh Bridewell, has obligingly favoured me with the following observations, in a letter addressed to me. They are as follow.

---

Edinburgh,  
Aug. 1st, 1805.

MY DEAR SIR,

I have accidentally found some slight notices of cases of Hæmatemesis, in looking over my Bridewell records. As I had formerly been very unsuccessful in removing this complaint by sulphuric acid, and other astringents; and as I received the first hint of the practice I now follow, from you, I think it a duty I owe to you and the profession, to lay before you all the information I can, on the subject, that you may make such use of it as you think proper, in your intended publication. I am,

My dear Sir,

Your's ever,

JAMES LAW.

Jean

JEAN HAY, a patient admitted the 21st March, 1804, for rheumatic, and other complaints, was on the 10th of April, seized with vomiting of blood.

Sumat pilulas aloeticas tres.

16th.

Vomiting of blood has ceased.

It appears by the records, that this woman, being afflicted with Amenorrhœa, and its concomitant dyspeptic symptoms, was put under a course of steel, with occasional laxatives. April 29th, and frequently after this, had epileptic fits, which ceased about the 12th of May.

September 23d.

A return of Haematemesis, with costive belly.

Sumat pulveris jalapae compositi drachmam.

After this, had several returns, treated with laxatives, and on October 25th, was dismissed from the house, cured.

## MARGARET PEAT,

February 12th, 1805.

Has been in the House, since November the 20th, 1804, with venereal and other complaints.

Attack of Haematemesis.

Sumat sulphatis sodae unciam.

13th.

Salts operated gently, and the vomiting of blood almost gone.

15th.

Haematemesis more severe.

Sumat pilulas aloeticas duas, nocte et mane.

17th.

Continued the pills, till they operated fully, and produced eight stools—Haematemesis gone.

21st.

No return of Haematemesis.

N. B. In this case also, there was Amenorrhoea.

## APPENDIX,

No. VIII.

## CASES OF CHRONIC DISEASES.

MARGARET CLAPPERTON, *Ætatis* 20.

COMPLAINS of fixed pain situated in the left Royal Infir.  
 side, with occasional difficulty of respiration, March 19th.  
 pain at stomach, with flatulence, and loss of ap- 1804.  
 petite—pain of loins—catamenia have been ir-  
 regular—pulse about 90, and full. These com-  
 plaints began about twelve months ago, with  
 pain of stomach, and have gradually increased  
 since.

*Bolum jalapae compositum, vespere.* — 20th.

*Infusi fennae uncias duas, cras mane.*

March 21st. Copious alvine evacuation—pain of side, of loins, and flatulence still continue—pulse 80, —stomach is relieved.

Cras mane repetatur bolus jalapæ compositus.  
Infusi amari unciam dimidiam, quater de die.

— 22d. Pain of stomach still farther abated, and flatulence relieved—pain of side and loins continue—copious alvine dark-coloured discharge.

Recipe—Carbonatis magnesiæ scrupulum,  
Pulveris jalapæ grana decem; fiat  
pulvis omni mane fumendus.

Continuetur infusum amarum.

— 26th. Belly has been regular—stools of a natural appearance—pain of side gone—that of loins continues—pulse calm.

Continuentur pulvis carbonatis magnesiæ, &c.

— 27th: Pain of loins gone.  
Habeat pulveris jalapæ et magnesiæ, ut supra præscriptum numero viginti.

Dismissed cured.

EUPHAN MAYGLES, *Ætatis* 29.

Complains of pain and sense of weight at the Royal Infr.  
 scrobiculus cordis increased on pressure, with oc- Jan. 13th.  
 casional sickness, and vomiting of ingesta—loss 1803.  
 of appetite—is much emaciated—pulse 72—  
 tongue clean—catamenia regular—no passage of  
 belly for eight days, during which the above  
 symptoms have been much aggravated, though  
 by account, she has been more or less subject  
 to them for about two months, during which  
 she has been habitually costive.

Enema domesticum statim.

Cras primo mane tartritis sodæ et potassæ  
 unciam ex aqua, duabus vicibus.

Three stools—the first by the injection was 14th.  
 costive, the two latter, since the exhibition of  
 the laxative, scanty. Pain of epigastrium, and  
 sickness continue.

Recipe—Pilulas aloeticas duodecim. Sumat  
 duas omni trihorio.

Jan. 15th. Stomachic symptoms and uneasiness of abdomen continue—one very scanty and costive stool—the twelve pills taken.

Injiciatur quam primum enema purgans.

Repetantur pilulæ aloeticæ, ut heri fumendæ.

— 16th. A scanty stool after the injection; another more abundant, and of more natural appearance, since morning—pain of epigastrium and sickness are relieved—vomiting has not recurred—tongue clean—pulse calm—an indifferent night.

Recipe—Tincturæ fennæ compositæ drachmas septem,

Tincturæ opii ammoniatæ drachmam.

Sit haustus, vespere fumendus.

— 17th. Two stools both scanty, by account, of natural appearance—pain of epigastrium and sickness continue easier—no vomiting—a good night.

Repetatur haustus, ut heri.

Two stools, copious, and of natural appearance—continues convalescent—an easy night. Jan. 18th.

Continuetur haustus e tinctura fennæ.

One scanty stool—a good night. — 19th.

Pilulas aloeticas quatuor, vespere.

Infusi fennæ uncias tres, ex infusi lini unciis sex, cras primo mane.

Intermittatur tinctura fennæ composita.

Two scanty stools since morning—pain of epigastrium continues easy—a good night. — 20th.

Pilulas aloeticas duodecim, duas omni trihorio, usque dum rite fluat alvus.

By account, has had two copious natural stools. — 21st.

Free of complaint.

Habeat omni mane pulveris rhaei, grana duodecim.

Appetite improves—belly regular. — 22d.

Continuetur pulvis rhaei.

Belly



- Jan. 25th. Belly has become slow—complains of head-  
ach, and spontaneous vomiting occurred in the  
course of yesterday—tongue clean—pulse calm.  
Sulphatis magnesiæ drachmas quatuor,  
Supertartritis potassæ drachmam.  
Sumantur quam primum, ex aqua.  
Habeat pulveris jalapæ compositi drachmam  
dimidiam omni mane. Intermittatur rhaeum.
- 26th. No return of vomiting—headach abated.  
Pretty copious dark-coloured alvine discharge.
- 27th. Belly is regular ; in other respects convales-  
cent.  
Continuetur pulvis jalapæ compositus.  
Full diet.
- 30th. No stool for two days.  
Recipe—Sulphatis magnesiæ drachmas qua-  
tuor,  
Supertartritis potassæ,  
Foliorum fennæ, utriusque drach-  
mam.  
Infundantur semihoram in aquæ fervidæ un-  
ciis octo, quam primum sumenda.

Recipe

Recipe—Extracti cathartici drachmas duas, Febr. 4th.  
 in pilulas triginta equales divifas.

Signentur, laxative pills, one or two when necessary.

Dismissed cured.

JEAN M'DONALD, Ætatis 28.

Royal Infir.  
Feb. 7th.  
1805.

COMPLAINS of pain, and sense of weight at the epigastric region, increased on pressure, vomiting of ingesta, in an acid state, with frequent eructations, headach, and vertigo, vague pains in her limbs—strength is impaired—loss of flesh—appetite bad—pulse 80—skin cool—tongue white and moist—thirsty—belly is habitually costive—catamenia have been suppressed a twelvemonth, during which period she has been more or less distressed with the above symptoms—has used no remedies.

— 8th. No stool since admission.

Recipe—Extracti colocynthidis compositi  
drachmam et dimidiam,

Forma in pilulas viginti quatuor.

Sumat duas omni bihorio usquedum responderit alvus.

— 9th. Three copious stools, of a dark greenish colour, and fetid—sense of weight at scrobiculus  
cordis

cordis—headach and vertigo are considerably relieved. Sixteen pills taken.

Three copious, and in appearance, more natural stools, since yesterday. Spontaneous vomiting, and acid eructations do not recur—indifferent appetite. Feb. 10th.

Vomiting occurred in the evening—gastrodynia since morning. — 11th.

Recipe—Carbonatis magnesiæ scrupulos duos,  
Pulveris rhaei scrupulum,

Sumantur ex aquae menthae piperitidis unciis duabus.

Gastrodynia gone—vomiting has not recurred, and in other respects is free of complaint—tongue clean—pulse calm—no stool. — 12th.

Sumat statim infusi fennae uncias tres, ex infusi lini unciis sex.

Sera nocte enema purgans, si opus fit.

A copious, consistent, blackish, and fetid stool, upon the exhibition of the injection—general pain of abdomen—pulse calm. — 13th.

Pilulas

Pilulas aloeticas fedecim.

Tres omni trihorio.

Febr. 14th. Has had several stools, of dark, or greenish appearance—the alvine discharge on the whole, copious—pain of abdomen gone—nine pills taken.

Habeat falis polychresti drachmam dimidiam,

Pulveris rhaei grana quindecim.

Sit pulvis omni mane fumendus.

Full diet.

— 18th. Has had regular stools, and continues convalescent.

Recipe—Sulphatis magnesia unciam,

Supertartritis potassae,

Sulphatis potassae cum sulphure,  
utriusque drachmas duas.

Signentur, to be dissolved in a pint and a half of water, and a tea-cupful taken each morning.

Dismissed cured.

DAVID M'KENZIE, Ætatis 66.

COMPLAINS of most excruciating pains in his legs, thighs, and arms, and about the scrobiculus cordis; the muscles of his legs and thighs feel hard and contracted, and are frequently agitated by violent, irregular, and involuntary motions. The muscles of the thorax and abdomen are occasionally affected with the same involuntary motions, giving a sense of suffocation, and severe pain.—Has sometimes a difficulty in swallowing—pulse 90, weak and hard—features much shrunk—tongue foul—complains of constant purging, with gripes—is unable to articulate, but in a low whisper.

Royal Infir.  
Aug. 27th.  
1805.

Says, that last night, about 12 o'clock, when asleep, he was roused with severe pain in his legs; they were contracted, and he was unable to stretch them out. In about an hour, the pain became easier, and he could move them a little, but the pains and spasm have continued to recur every half hour, since.

U

Injiciatur

Injiciatur quam primum enema anodynum,  
cui addantur tincturae opii guttae octoginta.

Aug. 28th. Last night, about the time he was first seized, the spasmodic action became very violent. The muscles of his legs were much agitated, contracted, and the knees drawn up towards the abdomen; he was unable to speak or move; the injection, which was given about two hours before, was retained only a few minutes.

Recipe—Camphorae grana decem,

Sacchari drachmas duas,

Tere simul intime, dein adde,

Mucilaginis mimosae niloticae

drachmam et dimidiam.

Aquae unciam.

Sit haustus statim sumendus.

28th. Noon. Since the exhibition of the draught, he has been quiet, and slept some; the spasmodic action of the muscles of the lower extremities has recurred, but not so severely—complains still of pain about the scrobiculus cordis—thirst urgent—diarrhoea continues—has passed only about four ounces of urine, since admission.

Continuetur haustus camphorae.

Recipe

Recipe—Tartritis sodae et potassae drachmas  
sex,

Infusi fennae uncias duas,

Aquae uncias sex ;

Sit solutio statim sumenda.

Habeat vini rubri uncias octo.

Paucity of urine, and prevalence of diarrhoea Aug. 29th.  
continued ; the stools were scanty, white-coloured, and fetid—since the exhibition of the cathartic, a very copious alvine evacuation has taken place ; it is fluid, of a mixed greenish and clayish colour, of a somewhat acid smell, and otherwise of a peculiar fetor.

Two camphor draughts have been given, and wine has been used—pulse is less hard—cramps of the lower extremities occasionally recur since morning, but the involuntary action of other muscles has ceased—countenance lightened—he has enjoyed some sleep.

Repetatur quam primum solutio cathartica, qua sumpta, horis quatuor elapsis, accipiat enema purgans ; alvo reddita, habeat haustum cum tincturæ opii guttis quadraginta.

Habeat juris bovini, libras duas,



Repetatur vinum.

Intermittatur haustus cum camphora.

Aug. 30th. Injection given—was soon returned—he has had very copious alvine evacuation—fluid, of a dark-green colour, and of a high, and peculiar fetor—pain of epigastrium gone—two slight attacks of spasm of the lower extremities, last night—no other irregular muscular action has occurred—tongue clean and moist—pulse feeble—a peculiar fulness, and general tension of abdomen is perceived—wine has been relished, and he has passed a good night.

Habeat pilulas aloeticas, duodecim; sumat tres omni bihorio; hiſce ſumptis, habeat enema domesticum, ni prius exoneretur alvus.

Repetantur vinum et haustus.

— 31st.

Pills and injection given—feculent discharge less copious than yesterday, and less fetid; is of a clay-colour, partly fluid, and partly scybalous. Fulness and tension of abdomen gone—a slight return of spasm of the lower extremities was of short duration—surface inclines to be cold—

3

pulse

pulse feeble—drowsy, with pain across the forehead—pills taken.

Foveantur crura, tertia quaque hora, femi-horæ spatium.

Continuentur jusculum bovinum, et vinum.

Omittatur haustus anodynus.

Has had farther alvine evacuation—fluid, of a Sept. 1st.  
more natural appearance, without fetor or scybala—spasmodic affection has once appeared, and has been slight—surface warm—pulse firmer—painful affection of both eyes—headach and drowsiness gone.

Abluat oculos solutione sulphatis zinci subinde.

Habeat cras mane pulveris jalapæ compositi scrupulos duos.

Continuetur vinum.

Pain and inflammation of eyes are relieved— — 2d.  
one short and slight return of cramp of the lower extremities—countenance has a more natural, and more lively appearance—appetite improving—no stool.

Repetatur quam primum, pulvis jalapæ compositus, et vespere, si opus fit, accipiat enema domesticum.

Repetatur vinum.

Sept. 3d.

Has passed an indifferent night—has had longer and more severe attack of cramp in the lower extremities—a costive, green, and fetid stool followed the injection, when previous uneasiness subsided. He appears more languid, but pulse continues firmer, and surface warm—tongue clean—appetite declines.

Habeat infusi fennæ uncias sex.

Unciam quam primum, omni hora repetendam. Infuso sumpto, accipiat iterum enema domesticum.

Repetatur vinum.

— 4th.

No return of spasmodic affection—has used more food—affection of eyes gone, and looks are improved—has had copious, and more natural than hitherto alvine evacuation, upon the injection being given, the infusion having been previously taken—complains of gripes.

Recipe—Mucilaginis mimosae niloticae fem-  
unciam,

Magnesia drachmas duas,

Pulveris jalapae drachmam.

Probe mistis affunde aquae uncias sex.

Misturae agitatae sumat unciam, secunda vel  
tertia quaque hora.

Habeat vini rubri libram indies.

Fluid and natural alvine evacuation in full Sept. 5th.  
quantity—gripes continue.

Sumat dosim misturae e magnesia, quarta  
quaque hora—pilulam thebaicam vespere.

Repetatur vinum.

Gripes are gone—spasms have not recurred— 7th.  
alvine evacuation, natural and plentiful—appe-  
tite good.

Intermittantur medicamenta et vinum.

Belly rather open. — 9th.

Habeat aquae calcis uncias tres, quater indies.

Belly has been regular. — 13th.

Dismissed cured.

---

A young woman of a delicate constitution, but not liable to general bad health, was seized with frequent violent and bound cough, unattended with pain of breast, dyspnoea, quickness of pulse, or heat of surface. In order to mitigate the cough, the severity of which excited much alarm, lest rupture of vessels, and hæmoptysis should ensue; blood-letting was practised once and again, and a blister was applied as often to the breast; while a low regimen was enjoined, and laudanum was given to procure sleep, which the cough had altogether banished. These means, so likely to have procured relief, were of no avail.

The experience of the effect of some purgative medicines, which had been given in the course of the ailment, proved that our patient was either of a peculiarly constipated habit, or laboured under temporary constipation. It seemed therefore reasonable to another Gentleman who attended with me, as well as to myself, to force the alvine evacuation by more powerful

powerful medicines, than we had as yet employed. We succeeded, but not without difficulty, in attaining the object in view. The appearance and odour of the feces evinced their morbid state; while the quantity that was dislodged proved that the feculent accumulation had been great. And there was no doubt of these circumstances having been the cause of the ailment, for the cessation of the cough, and the progress of convalescence kept pace with the gradual unloading of the bowels. Our patient was so satisfied of this, that she readily agreed to follow out a regular course of purgative medicines, in order to preserve her bowels in a regular state of daily and full evacuation.

This patient four months afterwards, had another attack of pectoral symptoms, different however from the former one. She now complained of acute fixed pain across the lower part of the sternum, aggravated by the gentlest bodily exertion, and attended with great languor and feebleness. Her appetite was altogether gone—she passed sleepless nights—her countenance betokened much distress—her cheeks were alternately

ternately flushed and pale. With these symptoms she had no cough, and when completely at rest, even in the recumbent posture, no dyspnoea.

On the first attack, the pain was so violent, as to threaten instant suffocation, which appeared to have been averted only by a prompt and copious bleeding. Bloodletting was afterwards repeated, which, as well as blistering, was of no use; the application of leeches seemed to mitigate the pain; and on account of it, low diet was enjoined.

The other medical Gentleman in attendance, and I, trusting to the account of our patient, and to the appearance of one alvine evacuation, were satisfied that the belly was regular; and we were the more readily so, as our patient, ever since her former indisposition, had been accustomed to attend to this circumstance.

Disappointed in our expectations of relief, we now became seriously alarmed, dreading the existence of vomica, with which we connected apprehensions

prehenfions of impending pthifis. Thefe fears were not altogether concealed from the friends of the lady, who immediately asked the affiftance of another medical Gentleman.

Our joint opinion now turned upon the probability, that the difeafe might depend upon nervous irritation. Exercife in the open air, a fuller diet, and a tonic powder and mixture, were propofed. The patient's inability to bear the flighteft motion, and her total want of appetite, precluded compliance with the two firft propofals; and the tonic medicines, taken with great reluctance, were fcarcely in ufe, when a copious, fluid, dark-coloured, and peculiarly fetid ftool arrested our attention. The previous history of this patient's health, and the prefent occurrence, indicated clearly our line of practice. Much fetid feculent matter was brought off by appropriate purgative medicines; immediate abatement of the pain took place, and complete relief in all refpects foon enfued. In eight or ten days no veftige of complaint remained. The patient is now perfectly well.



JEAN DOUGALD, *Ætat.* 45.

Royal Infir.  
Sept. 11th,  
1803.

Seven days ago, was attacked with pain of abdomen, borborygmi, and the sense of a ball moving up towards her throat, occasioning the feeling of suffocation, after which she became insensible, and continued in that state for some time; on recovering, she had frequent eructations of flatus. Since that time, she has had several fits of the same kind. Pulse about 70—belly costive—catamenia have ceased.

Habeat bolum e jalapa cum mercurio.

— 12th. One costive stool.

Repetatur bolus e jalapa cum mercurio.

— 13th. One stool, more fluid and natural—pain of abdomen, eructations, and hysteric symptoms have not recurred.

Repetatur bolus e jalapa cum mercurio.

— 14th. Sumat indies solutionis affæ foetidæ unciam dimidiam, ad tertiam vicem.

Belly

Belly has been regular—stomachic fymptoms Sept. 23d.  
have not recurred.

Recipe—Tincturæ affæ foetidæ uncias duas.  
Signa. Fifteen drops twice a day in a glafs of  
water.

Dismissed cured.

JEAN

JEAN LAWRIE, *Ætat.* 17.

Royal Infr.  
March 16th.  
1805.

Is subject to violent involuntary and irregular motions of the trunk and extremities, which generally last from five to ten minutes, and sometimes return several times successively, without any apparent cause. Complains of severe headach during the intervals, and flying pains in her loins, breast, and extremities. Pulse at present 104 and weak—face flushed—skin hot, alternating with a sense of cold—belly rather bound—catamenia, which were suppressed for upwards of four months, returned about eight days ago.

Was seized yesterday, while walking, with pains in the breast and back, faintness and difficulty of respiration. These continued for about half an hour, and were succeeded by a fit, as above described. Has been subject to headach, vertigo, and stomach complaints, for about three years.

Habeat quam primum bolum jalapæ compositum, et post horas quatuor, ni prius alvus dejiatur, enema domesticum.

One

One costive, but in other respects natural March 17th.  
 stool—tongue clean—pulse calm—headach continues, with flushings of face—three attacks of spasmodic affection, as described, but in a slight degree, since admission—has passed an easy night.

Habeat pilulas ex aloe et colocynthide duas, quarta quaque hora usquedum fluat alvus.

Twelve pills taken—no stools procured— 18th.  
 headach is relieved—one fit of short duration, resembling hysteria.

Habeat quam primum enema purgans; et cras primo mane bolus jalapæ compositum cum calomelenas granis octo.

Several copious dark and fetid stools after 19th.  
 the injection—none since the bolus of this morning—headach is relieved—no return of paroxysm.

Repetatur enema purgans quam primum.

Two slight fits—several stools. 20th.

Repetatur bolus jalapæ compositus, cras mane.

No

March 21st. No recurrence of fits—pain under the sternum, increased by the recumbent posture, continues—headach gone—free passage of belly—pulse calm.

Imponatur vesicatorium sterno qua dolet.

— 23d. Blister has risen well, and pain is relieved—no stool—no recurrence of fit.

Cras mane repetatur bolus jalapæ compositus.

— 25th. Has had full passage of belly—free of complaint.

Pilulas ex aloe et Gambogia octodecim.—  
Signa. One or two occasionally at bed-time.

Dismissed cured.

FINIS.

