

M0004609: Illustrations of various luxation tables

Publication/Creation

24 April 1936

Persistent URL

<https://wellcomecollection.org/works/eghxc8q2>

License and attribution

Conditions of use: it is possible this item is protected by copyright and/or related rights. You are free to use this item in any way that is permitted by the copyright and related rights legislation that applies to your use. For other uses you need to obtain permission from the rights-holder(s).



Wellcome Collection
183 Euston Road
London NW1 2BE UK
T +44 (0)20 7611 8722
E library@wellcomecollection.org
<https://wellcomecollection.org>

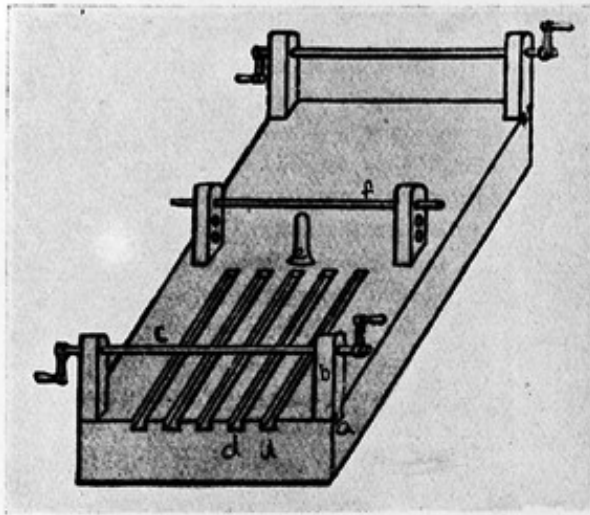


Bild 1. Rekonstruktion von
Pétréquin

- a) ἔντομή
- b) φλία
- c) ὕψισκος
- d) κκπέτοι
- e) πριαπέσκος
- f) κλιμακτηρ




Bild 2. Abbildung der Bank aus
dem Kommentar des Apollonios
(Tf. XXIV)

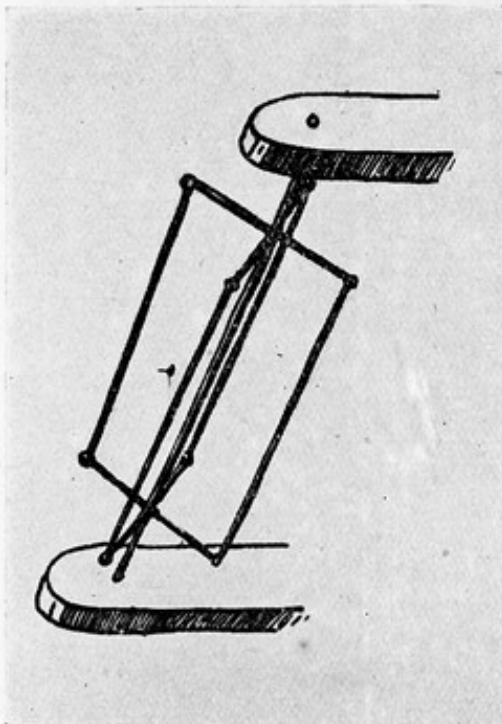


Bild 4. Winde nach Apollonios



Bild 3. Einrenkung der Oberschenkeluxation nach
Apollonios (Tf. XXVI)