

Sales catalogue: R Lier & Co

Publication/Creation

1929

Persistent URL

<https://wellcomecollection.org/works/mqrq44zt>

License and attribution

This work has been identified as being free of known restrictions under copyright law, including all related and neighbouring rights and is being made available under the Creative Commons, Public Domain Mark.

You can copy, modify, distribute and perform the work, even for commercial purposes, without asking permission.

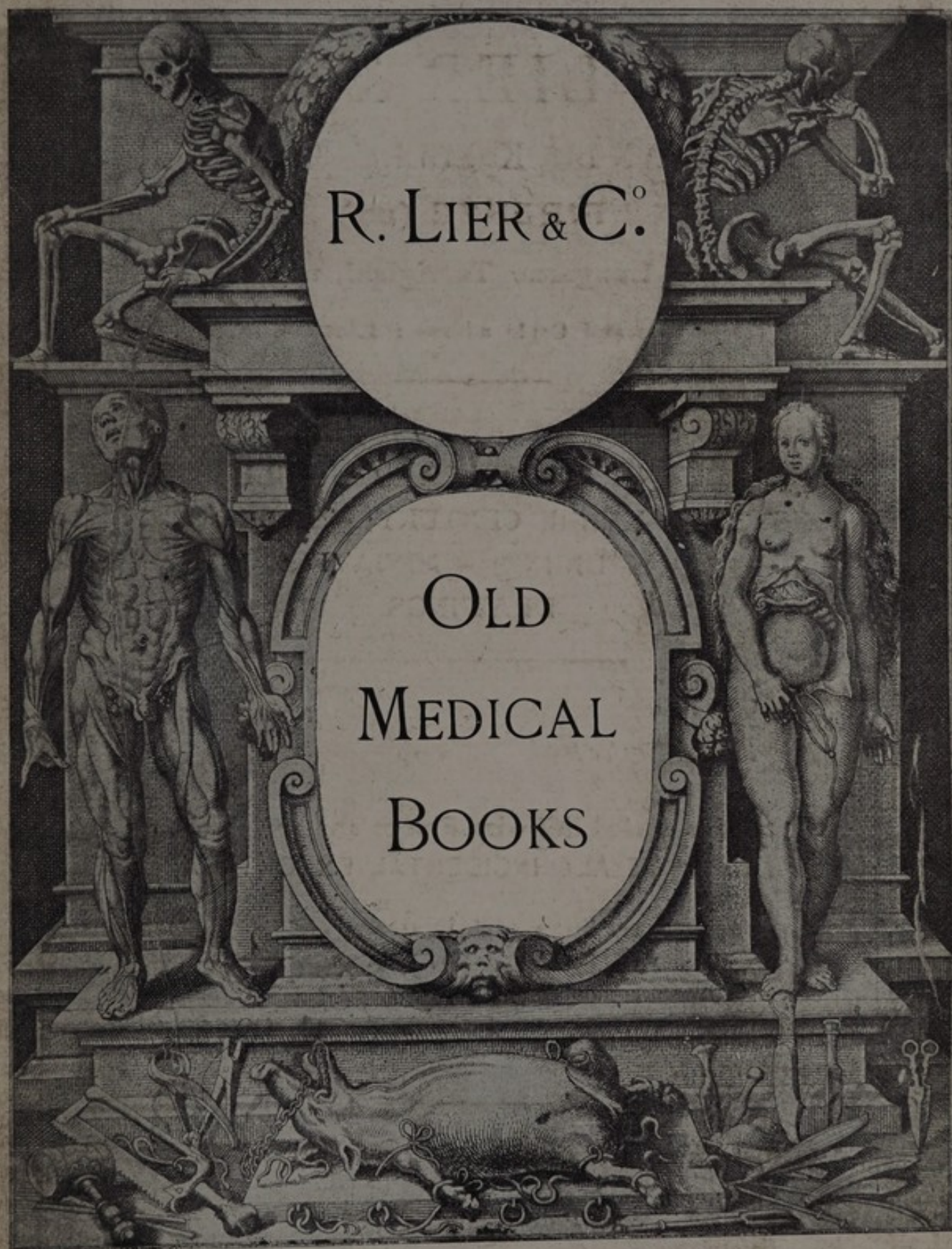


Wellcome Collection
183 Euston Road
London NW1 2BE UK
T +44 (0)20 7611 8722
E library@wellcomecollection.org
<https://wellcomecollection.org>

WA/HMM/CM/SAL/40111

Bull. IX.

1929.



FIRENZE (125) (ITALY) LUNGARNO TORRIGIANI, 19

Telegraphic and Cable address: LIERCO-FIRENZE

R. LIER & C^o

ANTIQUARIAN BOOKSELLERS & PUBLISHERS

FIRENZE (125)

Lungarno Torrigiani, 19

Telegraphic and Cable address: **Lierco-Firenze.**

MANUSCRIPTS - INCUNABULA - RARE ILLUSTRATED
BOOKS (XVIth-XVIIIth CENTURY) - SCIENCES (ESPE-
CIALLY OLD MEDICINE) - MINIATURES - PRINTS -
DRAWINGS.

Important Notice!

Our prices are stated in Swiss Francs and are absolutely net,
and INCLUDE ALL INCIDENTAL EXPORT EXPENSES.

We only charge carriage and insurance.

We are always ready to send books on approval to our
customers.

All items of this bulletin enter the United States free
of duty.

Desiderata will receive most careful attention.

OLD MEDICAL BOOKS.

(Extensive index of subjects on pp. 74-75).

1. **ABEILLE**, Scipion. *Le parfait chirurgien d'armée, le traité des playes d'arquebusade, le chapitre singulier tiré de Guidon, l'anatomie de la teste et de ses parties.* 8 leaves, 224 pp. 12mo. Calf. Paris, 1696. Swiss Frs. 10.—

First edition. — Slightly waterstained.

2. **ACOSTA**, Christoforo. *Trattato della historia, natura et virtù delle droghe medicinali et altri semplici rarissimi, con le figure delle piante.* 26 leaves, 342 pp. *With numerous fine full-page woodcuts of plants.* Printer's device. 4to. Modern half vellum. Venice, Ziletti, 1585. Frs. 60.—

Pritzel 13. First Italian edition.

Christovam da Costa (c. 1515-1580), the distinguished surgeon, physician and botanist, was a Portuguese subject. His principal work, (*Trattato*) is still regarded as an important and authoritative work on the subject of medicine and drugs. The interesting woodcuts are reproduced from freehand drawings, executed by the author, and illustrate many Asiatic plants which had, until then, been unknown in Europe. — Very waterstained at beginning and end, partly very wormholed. *Rare.*

3. (**ALBERTUS MAGNUS**). *Secreta mulierum et virorum: ab Alberto Magno composita nuperrime correcta et emendata.* Black letter. Initial letters. 44 leaves. 12mo. Modern half vellum. (Paris, about 1510). Frs. 75.—

Very scarce edition.

The authorship of Albertus Magnus for this work cannot be upheld. This little book is of great interest for the history of *obstetrics*. Besides it treats generation, foetus, miscarriages, etc. Two different texts exist, ascribed to Henricus de Saxonia and Thomas of Brabant. — At the end of the book are printed four distichs by Petr. Chamaillard, addressed to Stephanus Lupus. — Bottom-right-hand corner of folio 43 gone *with loss of a few words*, otherwise good copy.

4. **ALBERTUS MAGNUS**. *Liber secretorum. De virtutibus herbarum, lapidum et animalium quorundam. Liber de mirabilibus mundi, etiam de quibusdam effectis causatis a quibusdam animalibus.* Black letter. 32 leaves, last of which blank. *With device on title.* 12mo. Modern vellum. (Paris, about 1515). Frs. 75.—

Very rare.

The first three parts deal with the magic virtues of plants, with very definite references to astrology probably written in the 14th century. — *Very uncommon and interesting early French edition.* — On the title the following ancient annotation: "Haut et puissant seign. Andre Forestz est le maistre de ce livre" etc.

Upper right-hand corner of the title gone, affecting only two letters. Some leaves browned, besides complete copy.

Prices in Swiss Francs including all incidental export expenses.

5. **ALBERTUS MAGNUS.** De secretis mulierum; item de virtutibus herbarum lapidum et animalium, etc. **Michael Scotus.** De secretis naturae sive physionomia. 358 pp., 7 leaves. *With nice engraved title.* 16mo. Old vellum. Amsterdam, Janson, 1648. Frs. 22.—
 Contains on the first blank leaf an *authograph inscription by Pierre van Mussenbroeck*: « Doctissimo atque nobilissimo viro Heyligers in Academia Ultrajectina Medicinae etc. lectori, amico suo, huncce libellum amicitia ergo offert P. van Mussenbroek. A. 1716 ».
6. **ALBERT MODERNE** (Alletz, P. A.), ou **nouveaux secrets éprouvés et licites.** 12 leaves, 358 pp., 1 leaf. 8vo. Old calf. Paris, 1772. Frs. 10.—
 Contains a full-account of remedies and treats especially cosmetics. « Mal de dents, pommade pour blanchir le teint, petite vérole, maladies des yeux, pour teindre les cheveux, morsures de cousins, contre les dents gâtés etc. ».
7. **ALBINUS**, Bernh. S. **Historia musculorum hominis.** 696 pp. *With 8 copperplates.* Large 4to. Original calf. Leyde, 1734. Frs. 30.—
 Choulant-Frank, p. 280. First edition. "The plates were drawn and engraved by Wandelaer. They represent the hand of a man of particularly beautiful build, in life size, with all muscles, tendons, ligaments and bones. Both the drawing and the engraving are done most excellently" (Choul.-Frk.). — Fine copy.
8. **ALBINUS**, B. S. **De sceleto humano liber.** 490 pp., 3 leaves. Large 4to. Half calf. Leyde, 1762. Frs. 18.—
9. **ALESSANDRI**, Francesco. **Trattato della peste et febris pestilenti.** 8 leaves, 114 leaves, 1 leaf. 4to. Half calf. Turin, 1586. Frs. 15.—
 Title soiled, last leaf repaired, some waterstains.
10. **ALESSIO PIEMONTESE.** De secretis libri sex. Per Jo. Weckerum. 342 leaves (badly numbered), 11 leaves. Printer's device. 16mo. Boards. Lyons, Rovillius, 1561. Frs. 28.—
 Early Latin edition of this work which is a storehouse of very curious chemical and medical recipes. « Alessio parcourut pendant 57 années les différents contrées de l'Europe, recueillant des recettes précieuses. Son livre ne traite pas seulement des drogues mais de cosmétiques, des parfums, des savons, etc. Il raconte qu'au moyen d'une drogue préparée avec de la rosée du romarin et quelques autres ingrédients il était parvenu à rajeunir des vieilles femmes infirmes » (Biogr. Gén.). — Title soiled; a few leaves waterstained.
11. **ALEXANDRINUS**, Julius. **Galenen enantiomaton aliquot liber.** Eiusdem Galeni encomium. **Greek and Latin text.** 8 and 171 leaves, 1 leaf. *With woodcut initials and printer's device.* 8vo. Boards. Venice, Giunta, 1548. Frs. 25.—
Rare. — Some slight waterstains.
12. **ALGHISI**, Tommaso. **Litotomia ovvero del cavar la pietra.** 12 leaves, 110 pp. *With 16 engraved folding plates representing instruments, stones, an operation, etc.* 4to. Vellum. Venice, 1708. Frs. 25.—
 Alghisi (1669-1713) was an Italian surgeon celebrated in his day for his skill in operations for the stone. Second edition of an important well-illustrated treatise on lithotomy.

Prices in Swiss Francs including all incidental export expenses.



ALPINUS, 1591, 1718, nrs. 14 and 15.

13. **ALPINUS, Prosperus. De balsamo dialogus** in quo balsami plantae, opobalsami, carpobalsami et xilobalsami cognitio elucescit. 6 and 26 leaves, 1 leaf. *With two woodcuts (plants).* Small 4to. Wrappers. Venice, 1591. Frs. 32.—

First edition. Pritzel 114. *Early special treatise on balsam-plants.* According to Sprengel the balsam here principally dealt with is the species *Anyris*, which Bartholinus is said to have seen in Alpinus' garden at Padua. The present book started a rather extensive literature on the subject which was discussed throughout the 17th century.

Prices in Swiss Francs including all incidental export expenses.

14. **ALPINUS, P. De medicina Aegyptiorum libri quatuor.** In quibus multa cum de vario mittendi sanguinis usu per venas, arteria,... tum de quamplurimis medicamentis apud Aegyptios elucescunt. 12, 150 leaves, 25 leaves. *With two full-page woodcuts (oriental physicians treating patients) and several smaller woodcuts in the text (cupping instruments, and an anatomical diagram of a leg).* 4to. Half vellum. Venice, 1591.

Frs. 50.—

Alpino's excellent monograph on Egyptian medicine is probably the earliest on the subject. — Several small wormholes repaired. Good copy. — See reproduction p. 3.

15. **ALPINUS, P. Medicina Aegyptiorum. Acc. Liber de Balsamo ut et Jacobi Bontii Medicina Indorum.** 12 leaves, 326 pp., 23 leaves; 44 pp., 2 leaves; 110 pp., 1 leaf. Three parts. *With five fine copper-plates (oriental physicians treating patients, plants, etc) and two small engravings.* Engraved vignette on the first title. 4to. Original vellum. Leyde, 1718.

Frs. 50.—

I: Alpino's excellent monograph on Egyptian medicine is probably the earliest on the subject. — *See reproduction p. 3.* II: Good treatise on balsam plants. According to Sprengel the balsam here principally dealt with is the species *Amyris*, which Bartolinus is said to have seen in Alpino's garden at Padua. III: Bontius' treatise, divided into four parts, is probably the first book on tropical diseases and especially on those of East-India. Beriberi and tropical dysentery were described for the first time in this book.

16. **AB ALTOMARI, Antonius Donatus. Opera omnia.** 16 leaves, 1027 pp., 4 leaves. *With fine large woodcut initials and charming woodcut vignettes.* Printer's device. *Folio.* Modern vellum. Lyons, Rovillius, 1565.

Frs. 50.—

Altomari was a celebrated physician at Naples (1550). We mention: *De utero gerentibus, de alteratione, concoctione et purgatione, de vinaceorum facultate, de sedimento in urinis, de mannae differentiis ac viribus, de sanitatis latitudine, etc. Rare folio edition.* — Several leaves with large, but faint waterstains, a few leaves strengthened on the margins, but very large copy.

17. **D'AMATO (D'Amatio), Cintio. Pratica nuova et utilissima di tutto quello ch'al diligente Barbiero s'appartiene: cioè di cavar sangue, medicar ferite, e balsamar corpi humani.** 11 leaves, 88 pp., 7 leaves. *With 13 peculiar, but very interesting full page woodcuts showing bleeding, a wound man, operations, surgical instruments, etc.* 4to. Original boards. Venice, 1669.

Frs. 45.—

An uncommon Italian book on **barber-surgery**, illustrated by a number of remarkable woodcuts.

"From an extraordinary number of vessels blood could be taken. I have a Barber-Surgeon's Manual by Cintio D'Amato (1669) which gives a figure of a bleeding man with twenty-three places marked" (Osler). There are three chapters on *teeth and gingivae*. — *One leaf (only of the preface) seems to be missing.* Tear on leaf 14. Some tiny wormholes. **Rare.**

18. **(ANATOMY). Essais d'anatomie, où l'on explique clairement la construction des organes et leurs opérations mécaniques.** 6 leaves, 189 pp. *With engraved frontispiece.* 16mo. Boards. Leyden, 1686.

Frs. 15.—

"Du coeur, de la bile et du foye", etc.

19. **ANDRY, Nicolaus.** *Recherches sur la rage.* 8vo. Calf. Paris, 1780. Frs. 5.—

20. **APITIUS, Caelius.** *De re culinaria libri X.* — **Platina.** *De tuenda valetudine natura rerum et popinae scientia libri X.* — **Paulus of Aegina.** *De facultatibus alimentorum.* 8 leaves, 366 pp. *With nice woodcut border (dancing peasants) and numerous nice initials in Holbein's manner.* 4to. Old limp vellum. Basel, 1541. Frs. 55.—

Contains the two earliest **cooking books** to be printed. Apicius was a Roman gastronomist under Augustus and Tiberius. Platina's work gives not only good recipes for preparing all sorts of dishes, pastries, meats, fishes and vegetables, but indicates also frequently their medical and dietetic properties. — Somewhat browned, besides good copy.

21. **ARCAEUS, (Arceo), Franciscus.** *De recta curandorum vulnerum atque febrium ratione tractatus.* 12 leaves, 311 pp. *With frontisp. (operation), full page engraving, title vignette and woodcut initials.* 12mo. Vellum. Amsterdam, 1658. Frs. 20.—

Arceo (1493-1571) was a Spanish surgeon and known as a successful operator. His treatise on wounds was translated into English and includes a method of treating club-foot with a shoe which he invented for the purpose. This chapter (*De curatione distorti pedis pueri a nativitate claudi*) is illustrated by a plate in the present edition.

22. **ARGENTERIO, Giovanni.** *De somno et vigilia in quibus continentur duae tractationes de calido nativo et de spiritibus.* 4 leaves, 336 pp., 6 leaves. *With woodcut border around the title, and pretty initials.* 4to. Half calf. Florence, Torrentinus, 1556. Frs. 30.—

Fine specimen from Torrentinus' famous Florentine press.

"Giovanni Argenterio of Castel-Nuovo (1513-72) appears to have been the first to revolt openly against the teachings of Galen" (Cumston).

23. **ARISTOTELES.** *De historia animalium libri novem. De partibus animalium et earum causis libri quatuor. De generatione animalium libri quinque.* Theodoro Gaza interprete. 8, 307 and 12 leaves. Printer's device. 8vo. Old vellum. Venice, Scotus, 1545. Frs. 20.—

Stamps and old owner's inscriptions on the title.

24. **ARISTOTELES-PORTIUS.** *Aristotelis, vel Theophrasti de coloribus libellus, a Simone Portio Neapolitano, cum eiusd. praefatione, qua coloris naturam declarat.* 102 leaves. **Greek and Latin text.** 8vo. Boards. Paris, Vascosanus, 1549. Frs. 22.—

Brunet I, 475. Nice copy. *Rare.*

25. **ARISTOTELES.** *Problematum sectiones 38. Quaestiones mechanicae, de miraculis naturae, physionomica, de lineis insecabilibus et alia.* Ad. Alexandri Aphrodysaei problematum libri. 728 pp. 16mo. Vellum. Venice, 1585. Frs. 10.—

Somewhat waterstained and worn.

Prices in Swiss Francs including all incidental export expenses.

26. **ASTRUC, Jean.** *De morbis venereis libri novem.* Acc. Epistolae tres G. van *Swieten* de specifico ab ipsomet invento, necnon dissertatio X. Bertini de usu interno Mercurii. *Two vols.* 20 and 420 pp.; 471 pp. 4to. Original vellum. Venice, 1760. Frs. 20.—

Proksch I, p. 31. Good Latin edition of this well-known and lengthy monograph on venereal diseases. *Swieten* was the first to apply against syphilis the internal use of corrosive sublimate (liquor *Swietenii*). — The entire second volume (often missing) contains an **extensive catalogue of writers on venereal diseases** from the earliest up to Astruc's own times, full of bibliographical details. — Fine copy.

27. **ASTRUC, J.** *Tractatus de morbis mulierum.* Acc. **catalogus Chronologicus medicorum**, quorum scripta de iis morbis extant. *Ars obstetricia ad sua principia redacta.* 2 vols. 12 leaves, 388 pp., 4 leaves, 212 pp., 4 leaves, 96 pp. *With two engraved plates.* 4to. Original boards. Venice, 1763-67. Frs. 25.—

First Latin edition of this well-known and explicit monograph on the diseases of women. *The chronological catalogue of gynecological writers* from the earliest time up to Astruc's own time comprises 60 pp. and is full of bibliographical details.

28. **ASTRUC, J.** *Traité des tumeurs et des ulcères avec deux lettres...* the second against venereal diseases. 2 vols. 8vo. Old marbled calf. Paris, 1759. Frs. 12.—

29. **ASTRUC, J.** *L'art d'accoucher.* 72 and 308 pp. 8vo. Wrappers. Paris, 1771. Frs. 10.—

Partly uncut margins.

30. **AUDA DI LANTOSCA, Domenico.** *Breve compendio di maravigliosi secreti* diviso in quattro libri. I. De' secreti medicinali. II. De' secreti appartenenti a diverse cose. III. De' secreti chimici di varie fonti. IIII. *D'astrologia medicinale.* Con un trattato per conservarsi in sanità. 12 leaves, 276 pp., 1 leaf. 8vo. Vellum. Rome, 1652. Frs. 18.—

First edition of this Italian work which treats with *alchemy, chemistry, hermetic medicine and especially with cosmetics*. It ran through many editions. — Somewhat brownstained.

- 31.a. **AVERROES.** *Collectaneorum de re medica sectiones tres:* I. De sanitatis functionibus, ex Aristotele et Galeno. II. De sanitate tuenda, ex Galeno. III. De curandis morbis. A Joanne **Bruyerino** Campegio Latinitate donata. 72 leaves. Devices on first and last leaves. 4to. Modern calf. Lyons, S. Gryphius, 1537. Frs. 50.—

Choulant, Handbuch, p. 377. **Very rare.** Apparently first Latin edition of Averroes' commentaries to Aristoteles and Galenus. — Very fine copy.

- 31.bis. Another copy of the same rare work. Same edition. Bound in Vellum. *Very dampstained.* Frs. 35.—

32. **BAGLIVI, G.** *Opera omnia medico-practica et anatomica.* Acc. Baglivi vita. 32 pp. and 450 pp. *With portrait of the author and three engraved plates.* 4to. Boards. Venice, 1754. Frs. 9.—

Baglivi, a pupil of Malpighi, was a highly successful physician and one of the founders of the Jatrochemical school.

Prices in Swiss Francs including all incidental export expenses.

33. **BAILLOU**, Guillaume. *De virginum et mulierum morbis liber.* — Opuscula de **arthridite**, de **calculo** et de **urinarum hypostasi**. Two parts. 12 leaves, 269 pp., 16 leaves, 8 leaves, 299 pp., 14 leaves. 4to. Old calf (binding worn). Paris, 1643. Frs. 15.—

First edition. Contains Baillon's interesting work on gynecology, gout and calculus. — Wormholes through some leaves, browned.

34. **BALDINGER**, E. G. *Sylloge selectiorum opusculorum argumenti medico-pratici.* 6 vols. With vignette on title. 8vo. Old calf, gilt back. Göttingen, 1766-82. Frs. 15.—

Baldinger (1738-1804) was a celebrated biographer of his contemporaries and wrote many learned essays. This work is of particular interest for the study of **medical history**.

35. **BALDINGER**, E. G. — S. T. Soemmerring *disputationem inauguralem de basi encephali et originibus nervorum e cranio egredientium*, indicit. 8 leaves. 4to. Unbound. Göttingen, 1778. Frs. 5.—

36. **BALNEA**. *De balneis omnia quae extant apud Graecos, Latinos, et arabos, tam medicos quam quoscunque ceterarum artium probatos scriptores qui vel integris libris vel quoquo alio modo hanc materiam tractaverunt. In quo aquarum ac thermarum omnium quae in toto fere orbe terrarum sunt, metallorum item reliquorum mineralium naturae, vires atque usus exquisitissime explicantur.* 14 and 497 leaves. **With five very fine and interesting full-page woodcuts** (view of the watering—places of Plombières, the baths of Pozzuoli, the Adriatic coast from Aquileja to Trieste, the antique baths, etc.), charming woodcut with children, many pretty initial letters and printer's device. Folio. 18th cent. calf, back gilt. Venice, Giunta, 1553. Frs. 135.--

Brunet I, 628: « Collection rare et recherchée ». Choulant, 420-21.

Unique edition of this most important collection of balneological works.

It gives an extensive history of baths and bathing-methods of all periods and an exact description of all known watering-places (about 200). More than 70 authors have contributed to this collection, of which we mention the following: Avicenna, Averroes, Gesner, Savonarola, Hugo Senensis, Fuchs, etc. *Remarkable also on account of the fine typographical execution.*

Stain on margin of four leaves, but very fine copy.

37. (**BALSAMO**, Joseph). *L'amphitheatre d'honneur dressé par la France à la mémoire du seigneur Joseph Balsamo, en faveur du secret merveilleux par luy inventé contre diverses maladies.* 12 leaves, 374 pp., 1 leaf. *With fine engraved frontispiece showing views of several French cities.* 4to. Boards. Toulouse, 1638. Frs. 20.—

Scarce French treatise on the so called "*Huile-Balsamin*". — Waterstained and wormed.

38. **BARBETTE**, Paul. *Opera chirurgico-anatomica ad circularem sanguinis motum, aliaque recentiorum inventa accomodata.* Acc. de peste tractatus. 6 leaves, 462 pp., 15 leaves. *With frontispiece showing*

Prices in Swiss Francs including all incidental export expenses.

surgical operations and curious plate in the text illustrating healing of dropsy. 16mo. Leyde, 1672.

Bound up with:

Barbette, P. **Praxis Barbettiana** cum notis Fr. Deckers. 8 leaves, 248 pp., 28 leaves. *With engraved frontispiece.* 16mo. Leyde, 1669. The two books bound together. Old vellum. Frs. 40.—

Barbette is known as author of several works, especially of surgical interest.

I: This work is principally based upon **Harvey's discoveries**. Chapter 14 (pp. 299-316) is entitled: *De sanguinis generatione motuque circulari.*

Frontispiece of the second work mounted, besides nice copies.

39. **BARDI**, Hieronimus. **Medicus politico catholicus, seu medicinae sacrae idea.** 12 leaves, 388 pp., 9 leaves. Printer's device. 8vo. Vellum. Genova, 1643. Frs. 30.—

Deals with **sacred medicine.**

40. **BARTHOLINUS**, Thomas. **Anatomia ad sanguinis circulationem reformata.** Add. Appendix de lacteis thoracicis et vasis lymphaticis. **Walaeus.** *De motu chyli et sanguinis.* 8 leaves, 594 pp., 7 leaves. *With frontispiece, the portrait of the author and many excellent partly folding engr. plates.* Large 8vo. Vellum. Amsterdam, 1669. Frs. 35.—

This edition presented a distinct improvement over the earlier ones not only because of many changes brought about by the criticisms of others but especially because it contained the results of some of Bartholinus' own dissections, for example, the discovery of a new muscle. At the end two treatises by Jean de Wale (Walaeus) on the circulation of the blood. He gives in these treatises a convincing proof of **Harvey's** discovery according to the laws of hydrodynamics. — Part of one plate gone, but good copy.

41. **BARTHOLINUS**, Th. **Anatomia ad sanguinis circulationem reformata.** Add. Appendix de lacteis thoracicis et vasis lymphaticis etc. 8 leaves, 594 pp., 6 leaves. *With frontispiece, the engraved portrait of the author, 8 plates and numerous engravings in the text.* 8vo. Old vellum. Haag, 1666. Frs. 35.—

Confer the preceding item. *Same contents.* — Somewhat browned. Former owner's name cancelled from the title.

42. **BARTHOLINUS**, Th. **De luce animalium, libri tres.** 6 leaves, 396 pp., 4 leaves. Printer's device. 8vo. Old calf, back gilt. Leyden, 1647. Frs. 14.—

Contains: *Lux vera homini a perfectione eius assignatur; de pilis hominum lucentibus; de animae humanae luce; de lucis animantium essentia, de insectis volatilibus cum luce, de avibus lucentibus, etc.*

43. (**BASEILHAC**, Jean.) **Recueil de pièces importantes sur l'opération de la taille faite par le lithotome caché.** 6 leaves, 258 pp., 3 leaves. 12mo. Half vellum. Paris, 1751. Frs. 14.—

Barbier IV, 77. Deals with **lithotomy.**

44. **BAUDA**, Abraham. **Discours contre l'abus des saignées.** 4 leaves, 80 pp. 12mo. Vellum. Sedan, about 1700. Frs. 16.—

Rare. — Somewhat waterstained. Book-plate: *Bibliothecae Hyacinthi Theodori Baron.*

Prices in Swiss Francs including all incidental export expenses.



BAUHINUS, 1591-92, nr. 45.

45. **BAUHINUS**, Casparus. *Anatome. Liber primus et liber secundus*. Two parts. I: 8 leaves, 151 pp. With *Bauhinus'* full-page portrait. Basel, S. Henricpetri, 1591. — II: 16 leaves (last blank), 530 pp., 3 leaves. With *Bauhinus'* full-page portrait and two anatomical woodcuts. Basel, S. Henricpetri, 1592. 8vo. Modern boards.

Frs. 145.—

Rare edition containing both parts of Bauhinus' two works "Anatome", (all what was published). First edition of the "Liber Secundus".

"Caspar Bauhinus (1560-1624), professor at Basel was distinguished as a botanist, and in that capacity his name is still remembered. He erected an anatomical theatre in 1589. He produced a fine anatomical textbook which, though containing few original elements, was sound, scientific, and scholarly, and was often reprinted. A few anatomical terms are due to Bauhin, among them *Areola* and *Phrenic nerve*. He gave a good description of the muscles that move the tongue". (Singer).

Fine copy of this scarce edition of both works. — See reproduction above.

46. **BAUHINUS**, C. *Vivae imagines partium corporis humani aeneis formis expressae et ex theatro anatomico C. Bauhini desumptae*. Opera sumptibusque Jo. Theod. de Bry. 265 pp., 21 pp. With splendid

Prices in Swiss Francs including all incidental export expenses.

frontisp. showing in the top Bauhinus' portrait, in the centre a naked man and woman and in the lower part instruments for dissection and 140 very interesting copper-plates of anatomical character. 4to. Modern vellum. Frankfurt, De Bry, 1620. Frs. 175.—

The rarest of Bauhinus' anatomical works, profusely illustrated with 140 copper-plates.

Choulant-Frank, p. 229: « They contain reduced copies from *Vesalius*, *Valverde*, *Eustachi*, *Coiter*, and other anatomists. The merit of Bauhin's work consists in the compiling and revising of subject matter already known. He did this in a scholarly fashion and with expert knowledge, and was thus able to produce a work that was both welcome and useful to his time ».

De Lint, Atlas, fig. 69 and 71, with full-reproduction of the title page: "*The work is admirably compiled. Bauhinus introduced several anatomical terms, which have remained in use. Among them are areola and phrenic nerve. He described and figured the ileo-caecal valve to which, however, Faloppio had already drawn attention*".

Margins of title-page and several leaves partly very stained by traces of use, a few writings on a few leaves, slightly browned, otherwise good and complete copy. — See illustration on covers of this bulletin.

47. **BAUHINUS, C. De hermaphroditorum monstrosorumque partuum natura libri duo.** 36, 594 pp., 1 leaf. *With fine historiated border and the author's portrait, both engraved by De Bry, five full-page engravings and a folding plate representing hermaphrodites.* 8vo. Half calf. Oppenheim, Gallerus, 1614. Frs. 95.—

Brunet I, 707. **One of the earliest books on hermaphrodites. All copies of this book are very rare.**

Our copy contains the interesting and partly very curious copper plates at the end which are usually wanting. *It is especially remarkable that the fourth figure in our copy is a large folding plate, not only a full-page plate as in the known other copies. Very browned as usual. — See reproduction p. 11.*

48. **BAYRUS, Petrus. De medendis humani corporis malis enchiridion.** Add. de peste. 15 leaves, 828 pp., 10 leaves. Printer's device. Thick 16mo. Vellum. Lyons, 1578. Frs. 16.—

« De morbis **oculorum** (40 pp.), de affectibus oris et **dentium** (dentibus corosis, albificandis dentibus, 10 pp.), de affectibus muliebribus (40 pp.) », etc.

49. **BECKHER, Daniel. Medicus microcosmus, seu spagyria microcosmi exhibens medicinam corpore hominis tum vivo, tum extincto docte eruendam et dextre propinandam.** 16 leaves, 304 pp., 12 leaves. 12mo. Wrappers. London, 1660. Frs. 32.—

Caillet 900: « **Très rare.** Savant traité de médecine spagyrique basée sur l'emploi thérapeutique de toutes les parties du corps de l'homme, avec un grand nombre de références à l'appui: de l'emploi de la semence, des urines, des excréments, des cheveux, des ongles, de la salive, du crâne, etc.... L'auteur donne la recette d'un philtre magique très actif composé avec le sang, dont les effets sympathiques sont irrésistibles et on rapporte des exemples très émouvants. Beckher fournit en même temps un préservatif contre ce maléfice de manière à pouvoir en annuler l'effet, les cas échéant ». Contains a great number of recipes. — Slightly brownstained on some leaves.

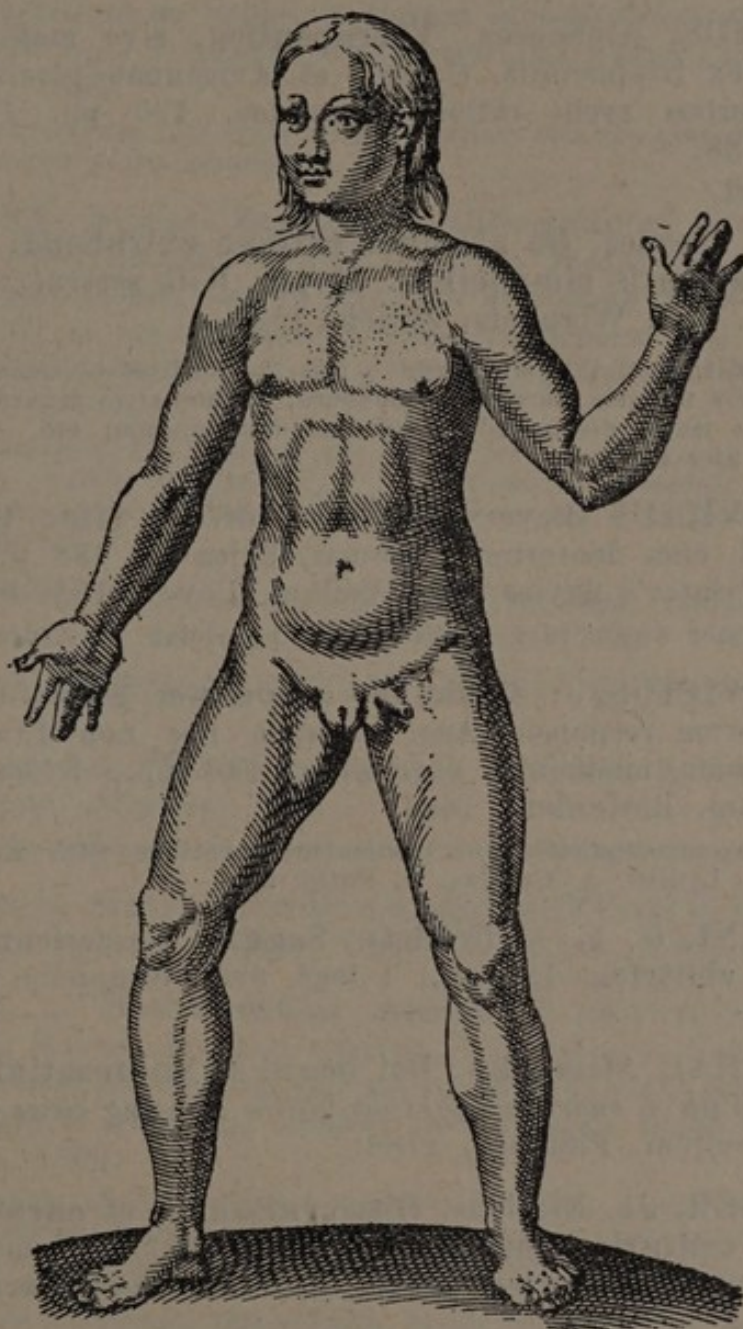
50. **BEGUINUS, J. Elémens de chymie.** 8 leaves, 384 pp., 24 pp. *With several cuts.* 8vo. Original vellum (damaged). Lyons, 1665. Frs. 15.—

This book became the most popular text book on chemistry of its time. — Very browned, title soiled.

Prices in Swiss Francs including all incidental export expenses.

51. **BELLINI**, Lorenzo. *De urinis et pulsibus, de missione sanguinis, de febribus, de morbis capitis et pectoris opus.* 16 leaves, 688 pp., 16 leaves. 4to. Vellum. Frankfurt, 1685. Frs. 18.—

Second edition. Contains a detailed treatise on the circulation of the blood (about 200 pp.). — Browne.



BAUHINUS, 1614, nr. 47.

52. **BELLINI**, L. *Opuscula aliquot: De motu cordis. De motu bilis. De fermentis et glandulis rursus. De missione sanguinis. De contractione naturali. De stimulis.* 10 leaves, 215 pp., 1 leaf. *With three folding plates.* 4to. Original vellum. Pistoia, 1695. Frs. 24.—

Contains Bellini's most interesting works.

Prices in Swiss Francs including all incidental export expenses.

53. **BERTINUS**, Georgius. **De consultationibus medicorum et methodica februm curatione commentarius.** 2 leaves, 155 pp. Printer's device. 8vo. Basel, Waldkirch, 1586. Frs. 12.—
"De curatione febris tertianae, hecticæ, de curatione synochi putris" etc. — Nice copy.
54. **BERTOTIUS**, Alphonsus. **Therapeutica**, sive methodus generalis medendi, ex Hippocratis, Galeni, et Avicennae placitis scripta, ad omnes morbos recta ratione curandos. 120 pp. 12mo. Vellum. Lyons, 1588. Frs. 12.—
 Brownd.
55. **BESSON**, Jacques. **De absoluta ratione extrahendi olea et aquas ex medicamentis simplicibus.** 42 pp. *With several cuts relating to distillation.* 8vo. Wrappers. Zürich, 1559. Frs. 40.—
Rare edition of this work which was later edited by Gesner. We mention: "De fornacis materia, forma, ac mensura, de industria separandi oleum a suo vehiculo, de modo disponendi materiam distillandam, etc. — A few slight stains, but nice copy.
56. **BEVEROVICIUS** (Beverwyck), Joannes. **De vitæ termino fatali an mobili, cum doctorum responsis.** 9 leaves, 488 pp., 14 leaves, 152 pp. Printer's device. 4to. Vellum. Leyde, 1636-39. Frs. 8.—
 The author was a very erudite Dutch physician. — A few waterstains.
57. **BEVEROVICIUS**, J., **Medicinae encomium.** Epistolicae quaestiones cum doctorum responsis. Acc. eiusdem nec non Erasmi, Cardani, Melanchthonis, medicinae encomium. 140 pp., 8 leaves, 112 pp. 8vo. Vellum. Rotterdam, 1644. Frs. 10.—
 Contains correspondence on medical observations with Rivetus, Meyssonnier, Balth. Lydius, A. Colvius, G. Patin, etc.
58. **BIANCHINI**, G. F. — (Nollet). **Saggio d'esperienze intorno alla medicina elettrica.** 116 pp., 1 leaf. 8vo. Wrappers. Venice, 1749. Frs. 15.—
59. **BICCHIERAI**, Alessandro. **Dei bagni di Montecatini.** 4 leaves and 347 pp. *With 4 engraved folding plates showing views of Montecatini.* 4to. Old vellum. Florence, 1788. Frs. 8.—
60. **BINNINGER**, Jo. Nicolaus. **Observationum et curationum medicinalium centuriae quinque.** 8 leaves, 622 pp., index. *With the author's engraved portrait.* 8vo. Vellum. Montbéliard, Hyppianus, 1673. Frs. 18.—
 Contains hundreds of different medical observations.
61. **BLANKAART**, Stephan. **Anatomia reformatæ, sive concinna corporis humani dissectio.** Acc. **De balsamatione.** 8 leaves, 759 pp., index. *With engraved frontispiece, the author's portrait and 84 engraved plates.* 8vo. Boards. Leyde, 1695. Frs. 35.—
"Blankaart (1650-1702), of Middelburg, succeeded in 1675 for the first time in injecting the capillary vessels. He thus obtained as permanent and objective

Prices in Swiss Francs including all incidental export expenses.

proof of the passage of the arteries into the veins" (De Lint). — The plates represent a vast material of anatomical details. At the end interesting treatise on embalming. — A few leaves brownstained. Two leaves waterstained, but good copy.

62. **BLANKAART**, St. *Praxeos medicae idea nova*, in qua origo omnium morborum ex acido, humorum incrossatione, etc. ostenditur. 6 leaves, 170 pp., 3 leaves. *With 6 engraved plates*. 12mo. Unbound. Amsterdam, 1685. Frs. 9. —

Unfortunately one leaf (only of the preface) and the author's portrait wanting, *but text and plates complete*.

63. **DE BLEGNY**, Nicolas. *Zodiacus medico-gallicus* sive miscellaneorum medico-physicorum Gallicorum, titulo recens in re medica et naturali exploratorum, annus secundus et tertius 1680-81. 4 leaves, 264 pp., 153 pp. and 6 leaves. *With frontispiece and 6 interesting copper plates (abnormities, etc.)*. 4to. Old vellum. Geneve, 1682. Frs. 20. —

The "Nouvelles Découvertes sur toutes les parties de la médecine" of N. de Blegny usually is regarded as the *first medical periodical*. It was translated into Latin, and continued by Th. Bonet as the "Zodiacus Medico-Gallicus". — Browne.

64. **BOERHAAVE**, Herman. *Tractatus de viribus medicamentorum*. 16 leaves, 467 pp. 12mo. Vellum. Venice, 1736. Frs. 12. —

Important pharmaceutical work by this leading physician in the 18th century.

65. **BOIREL**, Antoine. *Traité des playes de teste*. 6 leaves, 367 pp. 12mo. Vellum. *Alençon*, 1677. Frs. 10. —

Writing on three leaves, a few stains, blank margin of one page cut off.

66. **BOTTA**, Carlo. *Storia naturale e medica dell'isola di Corfù*. 2 vols. 196 pp., 175 pp. Small 8vo. Wrappers. Milano, 1799. Frs. 8. —

67. **BOTALLO**, L. *Opera omnia, medica et chirurgica*. 8 leaves, 800 pp., 12 leaves. Aucta e musaeo *Johannis van Horne*. *With fine engraved frontispiece showing operations, bleeding, etc., and four copper plates relating to anatomy, bleeding and surgery*. Stout 8vo. Original calf. Leyde, 1660. Frs. 26. —

Good edition of the collected works of Botallus, published and enlarged by Jan van Horne. Contains Botallus' *Observationes anatomicae, de incidendae venae modo, curatio per sanguinis missionem, de lue venerea, de vulneribus sclopetorum, etc. etc.* Botallus' treatise on gunshot wounds is noteworthy among the other controversies on this subject. In his work on bleeding, Botallus revived the disputes about venesection by recommending it in almost all diseases, advocating the withdrawal of large quantities of blood four or five times in an acute attack. — Fine copy.

68. **BOUCHY**, Philippus, Societatis Iesu. *Amicus fidelis usque ad mortem*, sive modus iuvandi moribundos, aegris, sanisque perinde utilis. 9 leaves, 284 pp., 4 leaves. *With engraved plate*. 12mo. Vellum. Lüttich, B. Bronckart, 1642. Frs. 20. —

Uncommon work. — First and last leaves slightly stained, but good copy.



BOURGEOIS, 1652, 1635, nrs. 69, 70.

69. **BOURGEOIS, Louise.** *Observations diverses sur la sterilité. Recit véritable de la naissance de Messeigneurs et Dames les Enfants de France. Instructions à ma fille.* 3 parts. 10 leaves, 158 pp., 3 leaves, 3 leaves, 11-184 pp., 3 leaves, 1 leaf, 42 pp., 1 leaf. *With engraved title, the portrait of Maria de Medicis and the portrait of the authoress.* 8vo. Half calf. Paris, 1652. Frs. 65.—

Rare. "Bourgeoise is one of the pioneers of scientific midwifery. Her book was the vade mecum of midwives of the time" (Power-Thompson).

The celebrated Louise Bourgeois, midwife to Maria de Medici, whom she attended through her six labours, was one of the very first women, if not the

Prices in Swiss Francs including all incidental export expenses.

first, who wrote on midwifery. She was a pupil of Ambroise Paré. Her book contains many important, valuable and original contributions to this science.

One leaf (pp. 81) repaired with loss of several letters. Last two leaves repaired without affecting the text. Waterstained; slightly browned. At the beginning of the second part of the observations, the pagination, after the preliminary leaves, starts with 11, but nothing appears to be wanting. The same is the case with the copy quoted by the Washington Index Catalogue and two others copies in our stock.

— See reproduction p. 14.

70. **BOURGEOIS, L.** *Recueil de secrets*, auquel sont contenues ses plus rares expériences pour diverses maladies, principalement des femmes, avec leur embellissement. 6 leaves, 226 pp. *With the portrait of the authoress.* 8vo. Vellum. Paris, 1635. Frs. 40.—

First independent edition of the *Recueil de secrets* which contains many **cosmetical receipts**. We mention: "Faire face blanche et colorée, garder les rides du visage, pommade, blanchir les mains, ôter taches de naissance", etc. — Used and stained, blank portion of a margin torn, but on the whole well preserved copy. **Scarce.** — See reproduction p. 14.

71. **BOUSSUET, Franciscus.** *De arte medendi*, libri XII. 287 pp. 8vo. Wrappers. Lyons, Bonhomme, 1557. Frs. 14.—

72. **BOYER, Jo. Bapt.** *Codex medicamentarius seu pharmacopoea Parisiensis.* 11 leaves, 132 pp., 320 pp. 4to. Old calf, back gilt. Paris, 1758. Frs. 12.—

73. **BOYLE, Robert.** *Experimenta et considerationes de coloribus.* 12 leaves, 371 pp., index. 12mo. Old vellum. Amsterdam, 1667. Frs. 30.—

"Describing for the first time the iridescence of metallic films and soap-bubbles". "It contains many interesting observations and axioms, which were completed three years afterwards by Newton, and published in his "Optics". The work also contains many recipes for mixing colours, and first points out the property of potassium and acetate of lead of fixing colours. Contains also a short account of observations about a Diamond that shines in the Dark, with a treatise upon the score of the affinity between light and colours". — Somewhat browned as usual.

74. **BRASSAVOLA, Antonius Musa.** *Examen omnium syroporum quorum publicus usus est.* 232 pp., 3 leaves. Printer's device. 8vo. Vellum. Lyons, J. Pullonus, 1544. Frs. 28.—

Well known pharmaceutical treatise. — Brassavola (1500-1556) a pupil of Leonicensus, wrote a witty imaginary conversation entitled "An examination of medical simples" and several others (*Examen syroporum*, etc.) in which some new drugs are permanently introduced into the pharmacopoeia.

Several marginal annotations. First leaves browned, but good copy.

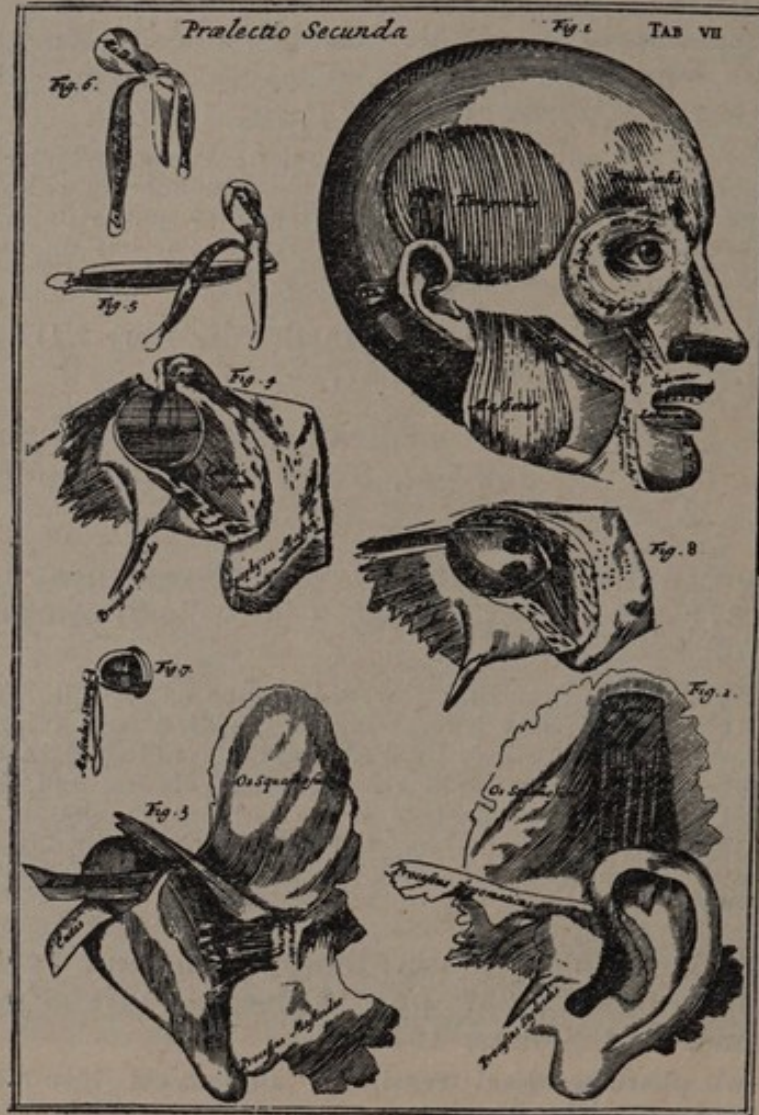
75. **BRASSAVOLA, A. M.** *Examen omnium syroporum*, quorum publicus usus est. 232 pp., 4 leaves. With large printer's device (repeated). 8vo. Wrappers. Venice, 1545. Frs. 26.—

Another edition. Confer the preceding item. — First leaves stained, but good copy.

76. **BROWNE, John.** *Myographia nova sive musculorum omnium accuratissima descriptio.* 9 leaves, 90 pp., 2 leaves. *With engraved*

frontispiece and 40 artistical copper-plates. Folio. Modern vellum. Amsterdam, Wolters, 1694. Frs. 85.—

John Browne (1642-1700?) was surgeon in ordinary to Charles II. One of the first important English works on myology and **the first book with copperplate engravings in which the names were actually printed on the muscles.** Several of the figures of the muscle-mannequins are decorated by flowers, views of landscapes, etc. — Portion of the engraved title gone affecting the figure, except that a fine copy of that interesting work. — *See reproduction below.*



BROWNE, 1694, nr. 76. (greatly reduced).

77. **BRUNSWIG, Hieronymus.** *The book of chirurgia.* Facsimile of the edition of Strassburg, Grüninger, 1497. With a study on Hieronymus Brunswig and his work by Henry E. Sigerist. With 272 facsimile reproductions and XVI pages of text in **English.** Folio. Half linen. Florence, 1923.

£ -/18/ - or \$ 4.00 or Swiss Frs. 20.—

Full prospectus with specimen page on request.

Prices in Swiss Francs including all incidental export expenses.

78. **BUCOLDIANUS**, Gerardus. **De puella, quae sine cibo et potu vitam transigit**, brevis narratio. 8 leaves. Printer's device. 8vo. Modern vellum. Paris, R. Stephanus, 1542. Frs. 20.—

Scarce edition of this peculiar treatise— an extraordinary account of a case of total abstinence from food of any kind during a long period. This well known treatise was very often reprinted. — Margins waterstained.

79. **CACHET**, Christophe. **Controversiae theoriae practicae in primam aphorismorum Hippocratis sectionem**. 17 leaves, 799 pp., 2 leaves. 8vo. Original vellum. Toul, Séb. Philippe, 1612. Frs. 35.—

One of the earliest books printed in this town. "Ce n'est qu'en 1608 que paraît se fonder, à Toul, un établissement typographique fixe et durable" (Deschamps). — Cachet, born in 1579, was a well known physician and great antagonist of the alchemistical ideas of his times. — Slightly browned. Scarce.

80. **CAILLET**, Paul. **Le tableau du mariage représenté au naturel**, enrichi de plusieurs rares curiosités, figures, emblèmes, histoires. 268 pp., 26 leaves. 12mo. Calf. Oranges, Estienne Voisin, 1635. Frs. 35.—

Rare work printed at Orange, (Province of Vaucluse, France).

Brunet I, 1465: "Ouvrage sérieux que l'on place mal à propos dans la classe des facéties". Deals with sexual life. — A few slight waterstains in some places, but good copy.

81. **CALDANI**, M. A. **Instituzioni di fisiologia e patologia risolte a dialoghi**. 2 vols. 6 leaves. 304 pp., 199 pp. 8vo. Pretty original boards. Padova, 1793. Frs. 20.—

This well-known text-book contains quite a number of original observations concerning blood-corpuscles, arteries, etc.

82. **CALDANI**, M. A. **Dialoghi di fisiologia e patologia**. 294 pp., 1 leaf, 194 pp. 8vo. Original boards. Padova, 1778. Frs. 20.—

83. **CANANO**, Joannes Baptista. Girolamo da Carpi. **Musculorum humani corporis picturata dissectio**. Ferrara 1541? **Monumenta Medica IV**. Facsimile of the magnificently illustrated work with introductory and explanatory matter by prof. H. Cushing, E. C. Streeter and A. C. Klebs. 42 pp. of facsimile and 56 pp. of introduction. 8vo. Florence, 1926.

Half linen: £. -/12/- or \$ 3.00 or Swiss Frs. 15.—

Half leather: £. -/14/6 or \$ 3.75 or Swiss Frs. 18.—

Full prospectus with specimen page on request.

84. **CARDANUS**, Hieronymus. **Commentarii in Hippocratis de aere, aquis et locis opus**. Acc. praeterea ante hoc non impressa. 28 leaves, 338 pp., 1 leaf. Folio. Basle, Henr. Petri, 1570.

Bound up with:

CARDANUS, H. **In septem aphorismorum Hippocratis particulas commentaria**. De venenorum differentiis viribus. De pestis generibus

Prices in Swiss Francs including all incidental export expenses.

omnibus. De providentia temporum. 4 leaves, 1072 cols., 23 leaves. With fine woodcut initials. *Folio*. Basle, H. Petri, 1564. Two works in one volume. Vellum. Frs. 75.—

First edition of both works.

The famous philosopher and physician Cardanus, one of the most interesting personalities of the Italian renaissance, embraced in his writings almost every department of philosophy and natural sciences, mathematics, astronomy, physics, medicine, etc.

85. (CARDANUS). Scaliger, Julius Caesar. **Exotericarum exercitatio-
num liber quintus decimus, de subtilitate.** 8 leaves, 897 pp.,
37 leaves. *With several woodcuts in the text.* 8vo. Old vellum. Lyons.
1615. Frs. 15.—

Extensive commentary on Cardanus' celebrated book.

86. CARVIN, J. **De sanguine dialogi septem.** 159 pp., 6 leaves. Prin-
ter's device. 8vo. Old vellum. Lyons, Gryphius, 1562. Frs. 24.—
"De providentia medici. De iatromathematica, etc." — **Rare.**

87. CASPIUS, G. Ad B. Grangerii admonitionem de cautionibus in
sanguinis missione adhibendis responsio, qua L. Botalli libellus
de curatione per sanguinis missionem defenditur. 198 pp. and 2 lea-
ves. 8vo. Boards. Basel, 1580. Frs. 16.—

Defense of Botalli's theory of bleeding.

88. CASTELLUS, Bartholomeus. **Lexicon medicum graeco-latinum.**
Opera e studio Adriani Ravesteini. 4 leaves, 620 pp., 12 leaves.
12mo. Calf. Toulouse, 1669. Frs. 9.—

This Greek and Latin lexicon passed through many editions.

89. CASTILLIONE, Honorato. **Prospectus pharmaceuticus sub quo
Antidotarium Mediolanense spectandum proponitur.** Acc. tractatus
de extractis, salibus, spiritibus, fucis. 12 leaves, 438 pp., 1 leaf,
3 leaves, 102 pp., 1 leaf. *With fine engraved title showing the inte-
rior of a pharmacy.* *Folio*. Original boards. Milan, 1668. Frs. 30.—

First edition of this voluminous Milanese pharmacopoea. — **Scarce.**

90. CASTRO, Rodericus A. **Syntaxis praedictionum medicarum.** Acc.
de chyrurgicis administrationibus, de potu refrigerato, de anima-
libus microcosmi. 6 leaves, 452 pp., 7 leaves. 4to. Modern wrap-
pers. Lyons, 1661. Frs. 12.—

91. CELSUS. **De re medica libri octo.** Quintus Serenus. De medicina.
8, 164 leaves. With printers device (twice). Large 8vo. Modern
boards. Venice, Aldus, 1528. Frs. 100.—

Choulant, Handbuch p. 168. Renouard p. 105.

Highly esteemed edition beautifully printed by Aldus. "Sehr geschätzte
Aldine; neue Rezension des Textes nach Handschriften". (Choulant). There
is added Quintus Serenus. — Wormholes in the middle of the inner margins
of several leaves repaired. First and last leaves with stains. Besides fresh
copy. **Scarce.**

Prices in Swiss Francs including all incidental export expenses.

92. **CELSUS. De re medica libri octo. Quinti Sereni medicinale poema. Rhemnii de ponderibus et mensuris. Cum adnotationibus R. Constantini.** 400 pp. Device on title. 8vo. Old vellum. Venice, 1566. Frs. 12.—

Choulant, Handbuch, p. 170. — Slight waterstains on first leaves, stamp on title.

93. **CELSUS. — Quintus Serenus Samonicus. De medicina. — MORGAGNI, Giovan-Baptista. Epistolae in Celsum et Samonicum. Two vols. I. 8 leaves, 592 pp.; II. 30 leaves, 415 pp., 1 leaf. With medaillon-portrait of Celsus and two figures in the text.** Large 8vo. Half vellum. Padova, 1750. Frs. 30.—

This edition of Celsus and Quintus Serenus is of high value for the commentary by **Morgagni** (one of his earliest works) which fills up the entire second volume.

94. **CHALMETEUS (Chaumet), Antonius. Enchiridion practicum medico-chirurgicum. I. Incerti at magni authoris posthumum. II. Ant. Chalmetei manuale chirurgicum.** 8 leaves, 495 pp. 8vo. Vellum. Orléans, 1621. Frs. 20.—

This medico-surgical work, which relates also mainly to **anatomy**, was translated into many languages. — The margin of first leaves slightly worm-holed and damaged. Binding damaged.

95. **CHARAS, Moyse. Nouvelles expériences sur la vipere ou l'on verra la source de son venin et les remèdes exquis, pour la guérison de ses morsures que pour celle de plusieurs autres maladies.** 8 leaves, 218 pp., 3 leaves. *With engraved curious frontispiece and 3 double page plates showing the anatomy of snakes.* 8vo. Old calf. Paris, 1669. Frs. 30.—

This monograph on the viper and its poison attracted great notice at the time of its publication. — Several leaves waterstained.

96. **CHARLETON, Walter. Exercitationes physico-anatomicae de oeconomia animalium.** 11 leaves, 298 pp., 32 pp. *With several woodcuts in the text.* 12mo. Half vellum. Leyde, 1693. Frs. 16.—

"De motu musculorum, de usu sanguinis, de itinere chyli, de lymphaductibus", etc.

97. **(CHAULIAC, Guy de). — JOUBERT, L. La grande chirurgie de Guy de Chauliac.** 14 leaves, 694 pp., index, 4 leaves, 403 pp., 3 leaves. *With numerous surgical woodcuts.* Two parts. 8vo. Old calf. Tournon, 1619. Frs. 18.—

Good edition of this classical surgical work with the commentary of Joubert. — *Throughout stained and browned.*

98. **CHAULIAC. Il maestro in chirurgia, o compendio della chirurgia. Tradotto nella lingua toscana da Giulio Cesare Arizzara.** 468 pp. 8vo. Old vellum. Florence, 1697. Frs. 18.—

Italian edition of that famous work.

Prices in Swiss Francs including all incidental export expenses.

99. **DU CHESNE (QUERCETANUS)**, Joseph. **Le pourtraict de la santé**, où est représentée la reigle universelle et particulière, de bien sainement et longuement vivre. 8 leaves, 591 pp. *With engraved portrait.* 8vo. Vellum. Paris, 1620. Frs. 14.—

Deals with dietetics, divided into three books, the third of which contains *many cookery recipes*. — Several leaves waterstained.

100. **CHICOYNEAU**, Francisco de. **Quaestio medica** eaque therapeutica an aegrotantes imaginarii, sola diversitate idearum, rejecto omni remedium apparatu sanandi sint. 4 leaves, 67 pp. 8vo. Unbound. Montpellier, 1723. Frs. 9.—

Early treatise on that interesting subject.

101. **CHOUL**, G. **Discorso sopra la castrametatione et disciplina militare de' Romani**. Con i bagni e essercitii antichi de Greci e Romani. Tradotto in toscano da G. Simeoni. 4 leaves, 146 pp., 3 leaves. *With numerous full page woodcuts.* 4to. Modern half calf. Lyons, Rovillius, 1569. Frs. 50.—

The last part of this well illustrated book which ran through numerous editions and was translated into many languages, is of medical interest in giving descriptions of the baths and gymnastics of the ancient Romans. — Some leaves browned, otherwise fine copy.

102. **CLAUDINUS**, Julius Caesar. **De ingressu ad infirmos libri duo**. Cum appendice de remediis et tractatus de catarrho. 20 leaves, 362 pp., 4 leaves. 4to. Boards. Hanau, 1627. Frs. 14.—

We mention: *Exercitatio circa materias diaeteticas*. — *De natura et usu radicum Chinae*, etc., *lignorum Guaiacini* (on *syphilis*), etc. *De natura et usu lactis*. — Old owner's name on the title.

103. **CLUSIUS**, Carolus (Charles de l'Ecluse). **Rariorum plantarum historia**. Commentariolum de fungis. Hon. *Bellus* de variis stirpibus. Th. *Roelsius*, de certis plantis. J. *Pona*, Montis Baldi descriptio. **CLUSIUS**. **Curae posteriores**, seu plurimarum non ante cognitarum stirpium et animalium descriptiones. Acc. E. Vorstii de Clusii vita oratio. 6 leaves, 364, 348 pp., index, 3 leaves, 71 pp., 24 pp. *Two parts. With two pretty engraved titles, the splendid large portrait of the author engraved by Gheyn and hundreds of very interesting woodcuts, all of quarter page size, showing, plants, animals, etc.* Folio. Vellum. Antwerp, ex Officina Plantiniana, 1601-1611. Frs. 125.—

First edition. Pritzel 1759 and 1761. *Two different works bound together.*

Clusius, 1526-1609, was Director of the Court Botanical Gardens at Vienna, and afterwards Professor of Botany at Leyden.

Pritzel 1759: First edition of this most extensive botanical work augmented by similar treatises of Belli and Pona.

Pritzel 1761: This work is particularly interesting on account of the **full-description of many plants from the NEW WORLD**. Clusius was intimate with Sir Francis **Drake**, who gave him plants from the New World. Cuvier reckons that he added more than six hundred to the number of known plants. The *Curae posteriores* contain additions and corrections to Clusius' former works (*Rariorum plantarum historia*, and *Exoticorum libri*), to his commentary

on Garcia del Horto, to Monardes (piper Americanum), etc. — On pp. 65-69: "*Excerpta ex descriptione navigationum Stephani Van-der-Hagen, Navarchae seu admiralii navium aliquot, versus Guineam, et Orientales Indias e Batavia missarum*" (containing the chapters: Vinum de palma, olei et cocco in medicina usus, and numerous others on curious animals etc., found during Van der Hagen's voyages). — Back of the binding damaged, some leaves browned, but fine, large copy of the two books, which are *very rarely to be found together*.

104. **COLBATCH**, John. *Dissertation sur le Guy, remède spécifique pour la cure des maladies convulsives*. 72 pp., 2 leaves. 8vo. Unbound. Paris, 1729. Frs. 14.—

Colbatch, an English physician, lived about 1695. — He recommends a vulnerary powder and hot water in the treatment of wounds and haemorrhage.

105. **COMITIBUS**, Lodovicus de. *Disceptatio practicae manualis de liquore Alchaest, nec non lapide philosophico, de sale quoque tartari volatili, etc.* 12 leaves, 116 pp. *With engraved title and copperplate showing the "symbolum adeptorum"*. 16mo. Modern vellum. Frankfurt, 1664. Frs. 28.—

Caillet 2607 only quotes an edition in French of 1678. *Scarce alchemistical treatise*. — Somewhat browned.

106. **COPPONAY DE GRIMALDY**, Denis de. *Vertus et methode d'user du febrifuge incorruptible*, travaillé des seules mains de noble Denis de Copponay. Requête présentée au souverain Senat de Savoye, au sujet de plusieurs choses, et notamment sur les molestes que l'on lui fait touchant son exercice en chymie. 43 pp., 30 leaves. 12mo. Boards. Chambery, 1686. Frs. 28.—

Rare. — Title waterstained, stamp on verso, but good copy.

107. **CORNARIUS**, Janus (John Hagebut). *Universae rei medicae epigraph seu enumeratio, compendio tractata*. 95 pp. Printer's device. 4to. Old ms.-vellum. Basle, 1529. Frs. 60. —

Cornarius was one of the best commentators of Hippocrates. The first part of this book is of **pharmaceutical interest**. Besides we mention: "De phlebotomia, de coitu, de cibo et potu, de morbis humani corporis (25 pp.), etc. At the end an alphabetical list of simplicia medica. *Many Greek letters*. On the title: "Ex libris Pauli Wyss basiliensis anno 1550" and in the text many interesting annotations by the same hand. — Somewhat brownstained, otherwise large copy. — **Rare**.

108. **(COSMETICS)**. *Nouveaux secrets rares et curieux*. Donnez au public par une personne de condition (Erresalde?). Avec divers secrets pour la *conservation de la beauté des dames* et une nouvelle manière pour faire toutes sortes de confitures. 12 leaves, 240 pp. 8vo. Old calf. Paris, 1669. Frs. 12.—

109. **CURTIUS**, Franciscus. *De epidemiorum et contagiorum natura et proprietatibus disquisitio*. *Two vols.* 8vo. Half calf. Warsaw, 1786. Frs. 9.—

Entirely printed in Polish.

Prices in Swiss Francs including all incidental export expenses.

110. **CURTIUS**, (Corti), Matthaeus. *De prandii ac cenae modo libellus*. 3 and 78 leaves. With the Aldus anchor. 8vo. Vellum. Rome, 1566. Frs. 18.—

Well-known *dietetical treatise*. — Corti was a renowned physician who taught in different Italian universities. He died 1544. — The margin of second leaf repaired, but good copy.

111. **DANTZIUS**, Ioannes. *Tabulae simplicium medicamentorum*, quae apud Dioscoridem, Galenum et Plinium sunt, omnium, exponentes. *De simplicium medicamentorum facultatibus* in genere, dialogi quatuor. *Two parts*. Printer's device. 12 leaves, 155 pp., 85 pp., 1 leaf. Folio. Old vellum. Basel, Henric Petri, 1543. Frs. 50.—

Very extensive work on **pharmacology**.

Somewhat waterstained, traces of use, small blank portion of the title gone. **Rare**.

112. **DARAN**, Jacques. *Observations chirurgicales sur les maladies de l'urèthre*. 222 pp., 430 pp., 1 leaf. 8vo. *Original binding, brown calf, three line gilt fil. on covers, in the centre coat of arms showing the sun, three birds and the device: Urbi et orbi salus*. Paris, 1748. Frs. 22.—

Binding slightly worn in places.

113. **DAVIN**, Antoine. *Traité de la générale et particulière préservation de la peste*. 79 pp. 12mo. Half calf. *Grenoble*, E. Gamonet, 1629. Frs. 16.—

Unknown to Maignien, *Imprimerie à Grenoble*. —

Lower margins slightly shaved by the binder's knife, occasionally affecting the text. Several waterstains. *Scarce*.

114. **DAVIN**, A. *Traité de la générale et particulière préservation et de la vraie et assurée curation de la peste*. 154 pp., 4 leaves. 8vo. Calf. *Grenoble*, Cockson, 1629. Frs. 9.—

Unknown to Maignien. — Title page gone, showing only the printer's name, date and town, small waterstains in the margins.

115. **DEIDIER**, Antoine. *Dissertatio medica de morbis venereis*, cui adjungitur dissertatio medico-chirurgica de tumoribus. 3 leaves, 129 pp. 8vo. Modern boards. London, 1724. Frs. 18.—

Proksch I, p. 29. This work ran through seven editions in twenty years.

116. **DEMETRIUS PEPAGOMENUS**. *Liber de podagra*, et id genus morbis. 30 pp. Printer's device. 8vo. Wrappers. Paris, 1558. Frs. 22.—

Choulant, *Handbuch*, p. 155. Rare edition. — Margins slightly waterstained.

117. **DENIS**, Jean Baptiste. *Recueil des mémoires et conférences qui ont esté présentées a monseigneur le Dauphin pendant l'année 1672*. 4 leaves, 328 pp. *With 4 engraved plates and several cuts in the text*. Large 4to. Calf. Paris, 1672. Frs. 26.—

Scarce. Collection of treatises on scientific discoveries and observations represented to the Dauphin for his instruction. — We mention "Tuba stentoro-

phonica, inventée par S. Morland, lettre touchant le changement du sang, sur l'anatomie du coeur, observations de M. Kerkerin sur la production de l'homme" etc. with an enumeration of all the works used for the scientific instruction and education of the Dauphin.

118. **DEODATUS**, Claudius (Dieudonné). **Pantheum hygiasticum Hippocratico-hermeticum** de hominis vita libris tribus distinctum, novis naturae mysteriis, Hippocratico-hermeticorum arcanis, essentis, tincturis.... et medico-spagyrica narratione exornatum. *Three parts*. 12 leaves, 408 pp., 10 leaves, 6 leaves, 212 pp., 7 and 4 leaves, 234 pp., 6 leaves. Large stout-4to. Old vellum. *Porrentray* (Canton de Berne), W. Darbelley, 1628. Frs. 65.—

An uncommon work giving a detailed description of the **occult medicine** and the **alchemistical opinions and inventions of this time**, written by a pupil of Paracelsus. The chief idea of the author is, to get a Methusalemic age through a multitude of mystical receipts. — Fine copy.

119. **DESAULT**, Pierre. **Dissertation sur les maladies vénériennes**. Avec deux dissertations, l'une sur la rage, l'autre sur la phtisie, et la manière de les guérir radicalement. 16 leaves, 412 pp. 8vo. Old calf. Bordeaux, 1733. Frs. 9.—

Only the first vol.

120. (**DESCARTES**). **DE LA FORGE**, Louis. **Traité de l'esprit de l'homme**, de ses facultés et fonctions et de son union avec le corps, suivant les principes de René Descartes. 32 leaves, 462 pp., 1 leaf. *With a few woodcuts in the text*. 16mo. Vellum. Amsterdam, 1680. Frs. 26.—

121. (**DESCARTES**). **DE LA FORGE**, Ludovicus. **Tractatus de mente humana**, eius facultatibus et functionibus, nec non de eiusdem unione cum corpore, secundum principia Renati Descartes. 11 leaves, 242 pp., 3 leaves. *With two woodcuts in the text*. 4to. Boards. Amsterdam, 1688. Frs. 26.—

122. (**DEVAUX**, M.). **Le medecin de soi-même**, ou l'art de se conserver la santé par l'instinct. 294 pp. *With engraved frontispiece*. 12mo. Calf. Leyden, 1682. Frs. 10.—

First edition.

123. **DIEMERBOECK**, Isbrandus de. **Anatome corporis humani**. 8 leaves, 606 pp., 3 leaves. *With engraved frontispiece and 13 large folding plates*. Large 4to. Vellum. Lyons, 1683. Frs. 25.—

"Diemerbroeck's anatomic text-book answered all progressive demands" (Neuburger-Pagel II, p. 254). The plates depict larynx, gravid uterus, ear, eyes, nerves, etc., — Upper margins of several leaves waterstained, otherwise good copy.

124. **DIOSCORIDES**, Pedacius Anazarbeus. **De medicinali materia libri quinque**. De virulentis animalibus et venenis cane rabioso, eorum notis ac remediis libri quatuor. **Joanne Ruellio** interprete. 12 and 212 leaves. *With graceful woodcut border around the title*.

Prices in Swiss Francs including all incidental export expenses.

8vo. **Original binding**, blind tooled brown calf, a pretty sample of Venetian binding from this time (binding slightly worn in a few places, one corner damaged). **Venice, Fratres de Sabio, 1527.**
Frs. 80.—

This early edition of this classical work on materia medica (one of the earliest with the commentaries by Ruellius) is unknown to Pritzel.

Insignificant stain on the left-hand-corner of the first leaves, but nice copy in its original binding. **Scarce.**

125. **DIOSCORIDES, P. A. Euphorista. De curationibus morborum per medicamenta paratu facilia, libri duo.** Partim a Ioanne Moibano, partim a **Conrado Gesnero** in linguam Latinam conversi. 32 leaves, 903 pp., 11 leaves. **Greek and Latin text.** Printer's device. 8vo. Old limp vellum. Strassburg, Rihelius, 1565. Frs. 55.—

Pritzel 2298. Choulant Handbuch, p. 79. **First and apparently unique independent Greek-Latin edition of the Euphorista** with the commentary of Gesner and Moiban. — Fine copy of this **rare work.**

126. **DODONAEUS, Rembertus. Purgantium aliarumque eo facientium, tum et radicum, convolvulorum ac deleteriarum herbarum historiae, libri quatuor.** 505 pp., 3 leaves. *With a great number of charming full-page cuts of plants.* Printer's device. 8vo. Old vellum. Antwerp, Plantin, 1574. Frs. 20.—

Pritzel 2348. First edition. — *Pp. 449-464 wanting.*

127. **DONATUS, Marcellus. De medica historia mirabili libri sex.** 8 and 231 leaves. Printer's device. 4to. Old vellum. Venice, Giunta, 1597. Frs. 22.—

Contains at the end two chapters on Syphilis: "Morbi novi casi curati", the origin of this disease and its healing. — Somewhat waterstained and browned.

128. **DONIUS, Augustinus. De natura hominis libri duo.** 123 pp. 4to. Vellum. Basle, Froben, 1581. Frs. 12.—

Brownstained.

129. **(LE DOUX, DULCO, De Claves or H. de Batsdorf). Le filet d'Ariadne, pour entrer avec seureté dans le labirinthe de la philosophie hermétique.** 4 leaves, 176 pp., 16 leaves. *With a few cuts in the text (stills).* 12mo. Nice old calf binding, back gilt. Paris, 1695. Frs. 35.—

Barbier II, 459. Brunet II, 1256.

The author of this uncommon book on **hermetic science** is not to identify certainly. We mention: Distinction de l'âme et de l'esprit; comment la pierre convertit les métaux en or ou en argent; *pourquoi l'élixir rouge guerit toutes maladies chaudes froides sèches et humides*; oeuf philosophal; **le vray or potable des anciens**, etc. — Short margins.

130. **DUFOUR, Philippe Sylvestre. Traitez nouveaux et curieux du café, du thé et du chocolat.** 12 leaves, 444 pp., 4 leaves. *With frontispiece, three engraved plates representing the plants of these three beverages, a Red Indian, a Chinese, etc. and vignettes in the text.* 12mo. Old calf. Lyons, 1688. Frs. 32.—

Well known work on coffee, tea, etc. — A few leaves slightly browned.

Prices in Swiss Francs including all incidental export expenses.

131. **DURANTE**, Castor. **Il tesoro della sanità**, nel quale s'insegna il modo di conservar la sanità et prolungar la vita, et si tratta della natura de' cibi et de remedia de nocumenti loro. 8 leaves, 327 pp. Printer's device. 8vo. Half vellum. Venice, 1588. Frs. 18.—

The most popular Italian dietetical work in the 16th cent. Besides it contains several *cooking-recipes*. — Nice copy.

132. (**EDINBURGH**). **Pharmacopoeia Collegii Regii medicorum Edinburgensis**. 4 leaves, 137 pp., 7 leaves. Cologne, 1761. — **Pharmacopoeia pauperum**, in usum nosocomii regii Edinburgensis. 2 leaves, 76 pp. Printer's device. Frankfurt, 1762. The *two works* in one vol. 8vo. Half calf. Frs. 16.—

Between the first and the second work a pharmaceutical manuscript of 9 leaves. — Waterstained.

133. **ELLER**, J. Th. **Observationes de cognoscendis et curandis morbis**, praesertim acutis. 8vo. Half calf. Amsterdam, 1766. Frs. 4.—

134. **ELSHOLTZ**, J. Sigismund. **Anthropometria**, sive de mutua membrorum corporis humani proportionem et naevorum harmonia libellus. 6 leaves, 266 pp., 1 leaf. *With engraved frontispiece showing the author's portrait and 7 engraved plates*. 8vo. Wrappers. Frankfurt (Oder), 1663. Frs. 28.—

Interesting work on *anthropometria*. "The Anthropometria of J. S. Elsholtz (1623-88), is, as far as it goes, an illustrated scientific treatise, following the lines laid down by Dürer". (Garrison).

135. **DE L'ÉPÉE**, Charles Michael. **La véritable manière d'instruire les sourds et muets**, confirmée par une longue expérience. 24 and 344 pp., 2 leaves. 12mo. Old calf, back gilt. Paris, 1784. Frs. 50.—

Barbier IV, 928. **First edition of the most important work on deaf-mute instruction.**

The Abbé Charles-Michael de l'Épée (1712-89), founded the first school for deaf-mutes in Paris (1755), and published many writings on the subject, the most important being his treatise of 1784. The main feature of his hitherto unparalleled success was his intense and lifelong devotion to his pupils, living among them, identifying himself with them, and sparing himself not trouble and expense for their maintenance". (Garrison).

136. **EUSTACHI-ALBINUS**. Albinus, Bernardus Siegfried. **Explicatio tabularum anatomicarum Bartholomaei Eustachii**. 2 leaves, 296 pp. **With 47 excellent anatomical copper-plates and 46 full-page outline-plates and several outline-plates of half-page size.** *Large folio*. Half calf. Leyde, Verbeeck, 1761. Frs. 55.—

Choulant, *Gesch. d. anat. Abldg.* quotes only the 1744 edition. The superb anatomical plates by Eustachi are here edited and commented by one of the greatest anatomists of the 18th century, B. S. Albinus. Each of the original plates by Eustachi is accompanied by an outline plate. — Excellent copy with uncut edges.

137. **EUSTACHI-PETRIOLI**, Gaetano. I: **Riflessioni e compimento delle riflessioni anatomiche sulle note di G. M. Lancisi fatte**

sopra le tavole del Eustachio. 5 leaves, 8, 10, 27, and 200 pp. *With large engraved vignette on title (dissection) and 41 (instead of 49) full-page plates.* II: **Corso anatomico** o sia universal commento nelle tavole di Eustachio. 6 leaves, 254 pp. With the same vignette on title. *Two vols.* Folio. Old vellum. Rome, 1740-42. Frs. 28.—

Two different works by Petrioli on Eustachi's famous anatomical tables which are rarely to be found together. — Plates 1-8 (only the newly added plates by Petrioli) missing, but the Eustachi-Lancisi-plates complete.

138. **FABRE, Pierre.** *Recherches sur différents points de physiologie, de pathologie et de thérapeutique, pour servir de base à un cours de pathologie.* 8vo. Old calf. Paris, 1783. Frs. 6.—

139. **FABRE, P.** *Traité des maladies vénériennes.* *Two vols.* 8vo. Boards (back wanting). Paris, 1765. Frs. 10.—

Proksch I, 34. Good work on venereal diseases. Deals mainly with small-pox.

140. **FABRICIUS AB AQUAPENDENTE, H.** *Pentateuchos cheirurgicum, opera Joh. Hartmanni Beyer.* 8 leaves, 586 pp., 3 leaves. 8vo. Vellum. Frankfurt, 1604. Frs. 80.—

Early edition of the first work of this most famous physician.

"Fabricius, a pupil of Fallopius, was unquestionably one of the greatest teachers of anatomy. Among his many claims to fame the greatest is perhaps that he taught **Harvey**". (Singer). Fabricius' studies influenced Harvey in his experiments to demonstrate the circulation of the blood. His surgical *Pentateuch* is divided into five books: *De tumoribus praeter naturam, de vulneribus, de ulceribus et fistulis, de fracturis, de luxationibus.*

Partly very waterstained and browned, wormed. **Rare.**

141. **FABRY** (Fabricius) of Hilden, Wilhelm. *Observationum et curationum chirurgicarum centuriae.* 24 leaves, 568 pp., index. *With the author's engraved portrait and numerous interesting surgical cuts in the text.* 4to. Vellum. Lyons, 1641. Frs. 40.—

Good edition of Fabry's master-piece. "His most important work is his "Century of Surgical Cases", the best collection of case-records of the time. He showed that head injuries may cause insanity, extracted an iron splinter from the eye with a magnet, explored the auditory canal with a speculum of his invention, and described the first field-chest of drugs for army use, etc." (Garrison). — Browned.

142. **FEHR, Michael.** *Hiera picra, vel de Absinthio analecta, ad normam et formam academiae naturae curiosorum selecta.* 8 leaves, 173 pp., 2 leaves. *With folding plate.* 8vo. Boards. Leipzig, 1667. Frs. 22.—

Interesting work on **absinth** and its usefulness for medicine. — Browned.

143. **FERNEL, Jean Fr.** *De vacuandi ratione liber.* 141 pp. Printer's device (repeated). Small 8vo. Vellum. Paris, Wechel, 1545. Frs. 22.—
First edition.

144. **FERNEL, J. Fr.** *Universa medicina, tribus et viginti libris absoluta.* 8 leaves, 557 pp., 136 pp., 39 leaves. *With the author's fine woodcut portrait and woodcut initial letters.* Printer's

device. Folio. Original binding of brown calf with gilt ornaments in the centre (back and corners of the binding damaged and partly gone). Paris, Wechelus, 1567. Frs. 55.—

One of the very best and most complete editions of Fernel's principal works.

Contents: Physiologiae libri VII. Pathologiae libri VII. Therapeutices universalis libri VII. De abditis rerum causis libri II. — Edited by Guil. Plancy. The books IV-VII of the Therapeutica Universalis are printed here for the first time, the first three books only having been issued during the author's lifetime. —

A few insignificant waterstains on margins of several leaves, but a fine and large copy. *Exemplaire réglé*. On the title the following autograph inscription: "*Ex libris franc. Britannici*". — Beautifully printed.

145. **FERRARI DA GRADI**, Joannes Matthaeus. **Practica cum tabula. Praxis in nonum Almansoris**. Adiuncto tractatu de febribus Antonii de Gradi. 373 leaves. With woodcut initials and large printer's device. Folio. Vellum. Venice, Lucantonio de Giunta, 1521. Frs. 95.—

Very scarce and important.

"J. Matthaeus de Ferrariis de Gradi (d. 1472) laboured with great success as professor of medicine in Pavia, as body-physician at the court of Francesco Sforza and as a practitioner, much respected and consulted by the most eminent. His *Practica* and *Consilia* (which are not without interest in their bearings on contemporary history) contain many original observations and directions based upon personal judgement, e. g. dietetics, rules for students and travellers; cases of writer's cramp; facial paralysis; salivation; haemoptysis with dysmenorrhoea; sterility due to malposition of the uterus; recommendation of pessaries in the treatment of uterine prolapse, of trusses with flat and square pads in treatment of herniae etc. The particular attention paid to **anatomy** is noteworthy" (Neuburger). — *Somewhat very water-and dampstained*, especially on the first leaves and towards the end of the book, besides a complete copy of this early and rare edition.

146. **LE FEVRE**, J. Fr. **Opera in duobus voluminibus**. I: **De usu missionis sanguinis**. Tractatus de natura, usu et abusu caffè, thè, chocolatea et tabaci. II: **Sententiae anatomico-physiologorum circa omnes mentis et corporis humani functiones**. 49 pp., 224 pp., 5 leaves, 189 pp., 3 leaves. *With anatomical copper-plate*. 4to. Old calf, back gilt. Besançon, Charmet, 1737. Frs. 32.—

Rare. The first part of the first book deals with bleeding, the second is remarkable as dealing with the medical usefulness of **Coffee, tea, chocolate and tobacco** (de foliorum tabaci virtutibus et de corundem masticatione, etc. 49 pp.); the second part treats of **anatomy** (de secretion animalis, de multiplici sanguinis motu, de structura et motu cordis, de structura lienis et renum, etc. 189 pp.).

147. **FICINUS**, Marsilius. **De vita libri tres**. Quorum primus, de studiosorum sanitate tuenda. Secundus, de vita producenda. Tertius, de vita coelitus comparanda. Eius. *Apologia*. Acc. *Epidemiarum antidotus*. 16 leaves, 340 pp., 2 leaves. With woodcut initials. Printer's device. 8vo. Calf. Bâle, Cratander et Bebelius, 1532.

Frs. 45.—

Ficinus was a celebrated philosopher; he died in 1499. Rare early edition of this celebrated work. The first of these three books deals with the standard of life of learned man; the second with prolongation of life; in the

third he teaches mystical, astral medicine. Contains chapters on headaches, diseases of the stomach, circulation of the blood, dietetics, etc., besides astronomical and philosophical chapters. — Old owner's name on title.

148. **FICINUS, M. De vita libri tres.** (De studiosorum sanitate tuenda, de vita producenda, de vita coelitus comparanda). Acc. Gulielmo Insulano **Menapio de ratione victus salubris.** Epidemiarum antidotus. 631 pp. and 27 leaves. 8vo. 18th cent. calf. Bâle, Bart. Westhemerus, 1541. Frs. 45.—

This edition is enlarged by Menapius' remarkable dietetical treatise. — Nice copy.

149. **FIENUS, Thomas. De viribus imaginationis tractatus.** 8 leaves, 200 pp. 8vo. Half vellum. Louvain, 1608. Frs. 22.—

We mention: "*Amuleta* et appensa plerumque esse *superstitiosa*; appetitus et phantasia quomodo ad motum localem concurrant; *virtute imaginationis an possit sexus in foetu mutari*; phantasia an possit morbos curare et quomodo, etc."

150. **FONTANONUS, Dionys. De morborum internorum curatione libri tres.** Adiectis ab Joanne *Raenerio* morborum causis et signis, ex Galeno, Aegineta, et Aetio desumptis. 8 leaves, 438 pp., 1 leaf. With printer's device. 8vo. Nice original brown calf binding, a small dolphin in the centre (rebacked, corners repaired). Lyons, J. Frellon, 1549. Frs. 45.—

First edition. Proksch III, p. 227 (placed as earliest book of the section "*Syphilis of the brain*", etc.) quotes only the edition of 1550.

Contains a chapter "*Cephalalgia a Gallico morbo*" (pp. 20-24), besides chapters on asthma, heart diseases, epilepsy, etc.

A few slight waterstains on margins of first leaves. Nice copy. Interesting contemporary marginal annotations.

151. **FOUQUET, Madame. Les remèdes charitables, pour guérir a peu de frais toute sorte de maux.** 25 leaves, 476 pp. and index. 12mo. Calf. Lyons, 1685. Frs. 9.—

Very popular French pharmaceutical work which contains also *many cosmetical receipts*. — A few slight stains.

152. **LA FRAMBOISIÈRE, Nicolaus Abraham de. Les lois de médecine pour proceder méthodiquement a la guérison des maladies.** 16 leaves, 1034 pp., index. *With the author's fine portrait engraved by L. Gaultier.* Printer's device. Stout 8vo. Vellum. Paris, 1608. Frs. 12.—

Divided into eight books. We mention: "*La guarison des maladies des jointures* (6), *tumeurs contre nature* (7), *guarison des playes et des ulcères* (8)", etc. — Margins waterstained.

153. **FRIDDEVALLIS, Sampaulinus Hugo. De tuenda sanitate libri sex.** 262 pp., 4 leaves. Printer's device. 12mo. Vellum. Antwerp, Plantin, 1568. Frs. 22.—

First edition. Good dietetical work, divided into six books. The second book deals with grain, bread, green, spices, the third and fourth with all kinds of flesh, especially fishs, the sixth on balneology and sexual life,

154. **FUCHS**, Leonhart. *Hippocratis epidemiorum liber sextus*. Leonhardo Fuchsio interprete. Add. luculenta universi eius libri expositio. *Greek and Latin text*. 4 leaves, 160 leaves, 16 leaves. *With fine large woodcut border around the title (repeated)*. 4to. Half calf. Hagenau, 1532. Frs. 60.—

One of the very first works edited by Fuchs. —

The margin of several leaves waterstained, but very good copy. **Rare like all the early works by this author.**

155. **FUCHS**, L. *Hippocratis aphorismorum sectiones septem*. Per Leonhartum Fuchsium. *Greek and Latin text*. 30 leaves, 559 pp. Printer's device. 8vo. Calf. Paris, 1545. Frs. 32.—

With the excellent commentaries by Fuchs.

156. **FUCHS**, L. *De sanandis totius humani corporis malis libri quinque*. 16 leaves, 695 pp. Printer's device. 16mo. Vellum. Lyons, 1547. Frs. 35.—

Deals with diseases of the **teeth**, obstetrics, plague etc. — Several leaves waterstained. *Rare*.

157. **FUCHS**, L. *De historia stirpium commentarii insignes*. 24 leaves, 976 pp., 8 leaves. With woodcut initial letters. Printer's device. 12mo. Old vellum. Lyons, J. Tornaesius and G. Gazeius, 1555. Frs. 34.—

Rare edition, nicely printed in italic letter, an Italian and French index of plant names being added. — Former owner's name on title. Nice copy.

158. **FUCHS**, L. *Institutionum medicinae libri quinque*. 8 leaves, 810 pp., index. With device on title. 8vo. Half calf. Basel, Gemusaeus, 1594. Frs. 12.—

One of Fuchs' best works. Contains numerous chapters on *dentistry*. — Partly very browned and waterstained, wormholes.

159. **GALENUS**. *De euchymia et cacoehymia, seu de bonis malisque succis generandis*. Jo. Guinterio Andernaco interprete. Ad. *Psellii commentarius de victus ratione*. 46 leaves. *With very fine, large woodcut initials on criblée ground*. 8vo. Vellum. Paris, Colinaeus, 1530. Frs. 40.—

Beautifully printed by **Colines' press**. At the end Psellus' famous dietetical treatise. — A few tiny wormholes through the upper-corners of several leaves, but very good copy.

160. **GALENUS**. *De plenitudine liber*. Jo. Guinterio Andernaco interprete. 52 leaves. Printer's device (repeated). 8vo. Boards. Paris, Wechel, 1531. Frs. 35.—

Very slightly browned, but nice copy.

Prices in Swiss Francs including all incidental export expenses.

161. **GALENUS.** *De medicamentorum compositione libri decem.* Joanne Guinterio Andernaco interprete. 24 and 207 leaves. With Giunti's fine device on title. Large 8vo. Old boards. Venice, Giunti, 1536. Frs. 40.—

A scarce edition of Galen's pharmaceutical work, one of the first commented by Günther of Andernach. Folios 97-106 deal entirely with **dentistry**, describing a. o. many dentifrices. "Galen defines medicaments as substances which, in contra-distinction to food, give rise to certain changes in the organism, and he divides them into three classes". — A few quires browned, but nice copy.

162. **GALENUS.** *De ratione curandi ad Glauconem libri duo,* interprete Martino Acakia Catalaunensi. 8 leaves, 303 pp. With Colinaeus' fine device. 4to. Modern vellum. Paris, Colinaeus, 1538. Frs. 55.—

Fine specimen of Colinaeus' famous press.

Last two leaves slightly stained. On the title-page the following author-graph-inscription: Gaspardus Amiortus, 1540. — **Rare.**

163. **GALENUS.** *Definitiones medicae,* Iona Philologo interprete. 24 and 2 leaves. With printer's device. 8vo. Modern vellum. Lyons, Fr. Justus, 1539. Frs. 32.—

164. **GALENUS.** *De motu musculorum libri duo.* Nic. Leonicensio interprete, per J. Sylvium illustratus. 120 pp., 4 leaves. Printer's device. Lyons, Rovillius, 1549.

Bound up with:

Galenus. In Hippocratis librum de natura hominis commentarius. 176 pp. Printer's device. Lyons, Rovillius, 1549.

Bound up with:

Galenus. De elementis libri duo. J. Sylvio interprete. 3 leaves, 154 pp. Printer's device. Lyons, Rovillius, 1550.

Three works bound together. *Very nice original binding of blind tooled pigskin showing borders of heads and flowers.* 16mo. Frs. 75.—

I: "As regards the muscular system there can be little doubt that Galen's work was in large part of a really pioneer character. He wrote a special book On the anatomy of the muscles. Throughout his work the muscles are perhaps the structures that he described most accurately". (Singer). — Blank piece of one leaf cut off. Nice copies in their pretty original binding.

165. **GALENUS.** *De elementis libri duo.* Victore Trincavelio interprete. 3 leaves, 154 pp. Lyons, 1558.

Bound up with:

Galenus. De naturalibus facultatibus libri tres. Thoma Linacro interprete. Acc. Iac. Sylvii scholia. 8 leaves, 205 pp., 8 leaves. Lyons, 1550.

Galenus. De diebus decretoriis libri tres. Io. Guinterio Andernaco interprete. 154 pp., 3 leaves. Lyons, 1550. The three works in one vol. 16mo. Old limp vellum. Frs. 50.—

Prices in Swiss Francs including all incidental export expenses.

166. **GALENUS**. In libros de febribus commentarius; quae ad febrium cognitionem spectant universa complectens, *Hectore Gibalto autore*. 672 pp., 15 leaves. Printer's device. 16mo. Vellum. Lyons, Rovillius, 1561. Frs. 12.—

First leaves waterstained, but good copy.

167. **GALENUS**. Della natura et vertu di cibi. Tradotto dal greco per Hieronimo Sachetto. 8 and 96 leaves. Large printer's device (repeated). 8vo. Old vellum. Venice, 1562. Frs. 12.—

168. **GARCIA AB HORTO**, (de Orta). Dell' historia de i semplici aromati. Et altre cose che vengono portate dall'Indie Orientali pertinenti all'uso della medicina. Con annotationi di Carlo Clusio. Et due altri libri di quelle cose che si portano dall'**INDIE OCCIDENTALI**, con un trattato di N. Monardes. 16 leaves, 525 pp. *With several woodcuts of plants (also American plants) and animals*. 8vo. Old boards. Venice, 1597. Frs. 60.—

Early Italian edition of this important work on curative plants, drugs, etc. of **India and America**, translated and annotated by no less a botanist than Charles de l'Ecluse. "The most important and the greater part of the accounts we have of this time on the flora of the East Indies are due to Garcia d'Orta. He was physician to the Portuguese viceroy at Goa. He practiced for thirty years in India, being always interested in collecting plants. He even founded a botanical garden at Bombay" (Meyer, *Geschichte der Botanik*, IV, p. 407). — Rather waterstained, especially towards the end.

169. **GATINARIA**, Marcus. De curis egritudinum particularium noni Almansoris pratica uberrima. Notabile et breve introductorium practice de febribus, Gentilis de Fulgineo. Blasii Astarrii de curis febrium. Cesaris Landulphi de curis earundem opusculum. Sebastiani Aquilani **DE MORBO GALLICO** celeberrimus. Eiusdem questio de febre sanguinis. 104, 28 and 63 leaves. *With pretty initials on black ground* and printer's device. 8vo. Old calf (binding somewhat wormed and worn). Venice, Bindoni, 1521. Frs. 95.—

This edition is unknown to Proksch. Gatinaria, born at Vercelli, was physician in Milan and Pavia and died in 1496. His *De curis aegritudinum* is his chief-work and contains *many interesting surgical observations*. In the chapter 47 is contained the description of a *syringe*.

Particularly remarkable is Sebastianus Aquilanus' treatise on syphilis, a very early and interesting work on this disease with detailed prescriptions for the healing of syphilis. The treatise is divided into the following chapters: De nomine huius egritudinis, a necessario consequentibus, a casibus sive accidentibus, de unitate et pluritate huiusmodi morbi, de modo curationis. —

Somewhat very waterstained, numerous annotations by an early hand. **Very rare.**

170. **GELÉE**, Theophile. L'anatomie françoise recueillie des meilleurs auteurs qui ont écrit de cette science. 4 leaves, 480 pp., index, 8vo. Old calf. Lyons, 1673. Frs. 12.—



GEMMA, 1575, nr. 171.

171. **GEMMA**, Cornelius. *De naturae divinis characterismis, seu raris et admirandis spectaculis, causis, indiciis, libri duo*. Two parts. 229 pp., 5 leaves, 284 pp., 18 leaves. **With numerous partly very curious woodcuts** (monsters, hermaphrodites, astronomical diagrams, plants, animals, minerals, etc.). Printer's device. 8vo. Pretty original vellum binding with gilt arms in the centre. Antwerp, Plantin, 1575. Frs. 90.—

Caillet II, 4450: "L'un des principaux ouvrages de Corneille Gemma". First edition of an interesting work which deals with **monsters and miscarriages, hermaphrodites**, medical prognosis, medicine in general, and especially **obstetrics, astrology, miraculous healings of diseases**, prophecy and occultism in general. The author, born at Louvain 1535, son of Phrisius Gemma, the famous astrologer, was a physician. Amongst the rich and various contents of this work, the treatises on monsters and hermaphrodites are particularly remarkable, illustrated by numerous large and small woodcuts — an early work on this matter. — **Rare.** See reproduction above.

Prices in Swiss Francs including all incidental export expenses.

172. **GENGA**, Bernardino. *Anatomia chirurgica cioè istoria anatomica dell'ossa e muscoli del corpo umano, con la descrizione dei vasi che scorrono per le parti esterne, et un breve trattato della circolazione del sangue.* 16 leaves, 332 pp., 8 leaves. *With engraved title.* 8vo. Half calf. Rome, 1686. Frs. 22.—

Genga (1655-1734), professor of anatomy and surgery at Rome, was one of the first Italians who accepted the theory of the **circulation of the blood**. As stated on the title-page the *Anatomia chirurgica* is followed in this edition by the author's tract on the circulation of the blood. — Title repaired.

173. **GESNER**, C. *De stirpium collectione tabulae tum generales tum per duodecim menses cum germanicis nominibus.* Per Casparum *Wolphium*. 8 and 146 leaves. 8vo. Vellum. Zurich, 1587. Frs. 30.—

Pritzel 3305. *Gesner's botanical dictionary* edited by C. Wolph, containing at the end a Latin-German index, ordered in a monthly order. — A few slight wormholes through the margins of several leaves. — Rare.

174. **GLISSON**, Fr. *Anatomia hepatis.* Acc. nonnulla de Lymphaeductibus. 24 leaves, 552 pp., 5 leaves. *With engraved frontispiece, two folding plates, and a few small cuts in the text.* 16mo. Old vellum. Haag, Leers, 1681. Frs. 60.—

"Glisson, in his *Anatomia hepatis* gave the first accurate description of the capsule of the liver investing the portal vein (Glisson's capsule) and its blood-supply". (Garrison). — Several leaves partly very brownstained. — **Rare.**

175. **GORIS**, Gerardus. *Mercurius triumphator, continens argenti vivi historiam, indolem, praerogativas et noxas in morborum chronicorum, praefertim in lues venereae curatione.* Acc. De curationibus sympatheticis tractatulus. 12 leaves, 252 pp., 10 leaves. 8vo. Half vellum. Leyden, 1717. Frs. 14.—

Proksch III, p. 603. Healing of **syphilis** with quicksilver.

176. **GRÉVIN**, Jacques. *De venenis libri duo. Opera Hieremiae Martii in Latinum conversi. Eiusdem de antimonio.* Acc. *Nicander, Theriaca et alexipharmaca.* 10 leaves, 332 pp., 5 leaves. *With 92 fine woodcuts in the text (botanical and zoological subjects).* Printer's device. 4to. Original vellum. Antwerp, Chr. Plantin, 1571. Frs. 50.—

Brunet II, 1737. Choulant p. 65 (sub Nicander). *First Latin edition.* Excellent copy of this work on *poisons and poisonous animals*, followed by Nicander's famous works, in the translation by Eur. Cordus, illustrated by a great number of large well executed woodcuts. Jac. Grévin (1538-70), a native of Clermont en Beauvais, practised as a physician in Paris and edited Vesalius' *Epitome* in French.

"Of toxicological works the *Theriaca* and the *Alexipharmaca* of Nicandros of Colophon have survived. The *Alexipharmaca* deal with intoxications through vegetable (also animal and mineral) poisons and the appropriate antidotes. Nicandros is the first writer to mention the use of the leech" (Neuburger). — *Very browned*, otherwise good copy.

177. **GREW**, Nehemias. *Anatomie des plantes qui contient une description exacte de leurs parties, et qui fait voir comment elles se*

forment. 12 leaves, 216 pp., 6 leaves. *With engraved frontispiece and 14 engraved figures.* 12mo. Calv. Paris, 1685. Frs. 28.—

Pritzel 3554. Good French edition. Grew's studies on the anatomy of leaves, flowers, fruits and seeds, the author's chief work, were first published in this book. Grew was probably the first to consider the existence of sex in plants. Haller styles Grew "an industrious observer of nature in every direction".

178. **GUAYNERIUS** (Guainerio), Antonius. *Opus praeclarum. Cum adnotamentis J. Falconis.* Black letter. 8 and 307 leaves. Title in red and black within woodcut border. 8vo. Original calf binding (rebacked and repaired in places). Lyons, J. Myt, 1534. Frs. 35.—

"Antonius Guainerius (Antonio Guainerio, d. ca. 1445), temporarily professor in Pavia and Chieri, body-physician to several potentates, wrote, amongst other things, a *Practica* under the title 'Opus praeclarum', consisting of twelve sections. The most noteworthy portion deals with *pathology of the nervous system and gynaecology*. When Guainerio enumerates methods of superstition in labour he appears rather to be following the trend of his day than his own convictions" (Neuburger-Playfair). — Some leaves stained and browned. Several marginal annotations.

179. **GUIDI**, Guido (Vidus Vidius). *De curatione membratim libri XI, in quibus traditur curatio omnium affectuum praeter naturam ad humani corporis partes pertinentium.* 6 leaves, 788 pp., 16 leaves. Folio. Original vellum. Florence, officina Sermartelliana, 1594.

Frs. 32.—

We mention: First book: *De curatione capitis*; second: *curatio cerebri*; sixth: *de fracturis membratim*; seventh: *curatio cordis*, etc.

180. **GUIBELET**, Jourdain. *Trois discours philosophiques. I. De la comparaison de l'homme avec le monde. II. Du principe de la génération de l'homme. III. De l'humeur mélancholique.* 11, 286 and 8 leaves. *With frontispiece and two anatomical copper plates of man and woman.* 8vo. Original vellum. Evreux, Antoine le Marié, 1603.

Frs. 30.—

Brunet: "Livre peu commun". One of the first books printed at Evreux by the first printer in this town, Antoine le Marié (confer Deschamps col. 444). Caillet 4834.

Curious work which treats in the first and second part with *anatomy and generation* from a philosophical and occult point of view. The third book contains interesting chapters on *melancholy* and *mental disorder* — The plates mounted. Several traces of use. **Rare.**

181. **GUILLEMEAU**, Jaques. *De la grossesse et accouchement des femmes, du gouvernement d'icelles et moyen de survenir aux accidents qui leur arrivent ensemble de la nourriture des enfans. Avec un traité de l'impuissance.* 26 leaves, 803 pp., index. *With engraved title and several engravings in the text.* Thick 8vo. Calf (binding very damaged). Paris, 1643.

Frs. 22.—

Guillemeau (1550-1613) succeeded Paré as physician to Charles IX of France and enriched both surgery and obstetrics and wrote many important works.

Waterstained. Traces of use.

182. **GUYBERT**, Philibert. *Le médecin charitable. Discours du Bezoart sur la santé. Traité de la peste.* 4 leaves, 588 pp., 184 pp. *With engraved frontispiece.* 8vo. Half calf. Paris, 1633-34. Frs. 8.—

One of the most popular French medical works in the 17th century. It deals also with perfumery, preparation of confection, etc. — Somewhat waterstained.

183. **GUYBERT**, Ph. *Toutes les oeuvres charitables.* 4 leaves, 580 pp., index. 8vo. Vellum. Paris, 1669. Frs. 8.—

184. **HAGECIUS AB HAGEK**, Thaddaeus. *Aphorismorum metoposopicorum libellus.* 79 pp. *With about 50 small woodcuts (heads).* 8vo. Modern vellum. Frankfurt, Wechel, 1584. Frs. 45.—

Caillet 4926. — Very nice copy of that uncommon and curious metoposopical work.

185. **HARRIS**, Walter. *De morbis acutis infantum.* — V. Ketelaer. *De aphtis nostratibus seu Belgarum* Sprouw. 6 leaves, 236 pp., 5 leaves; 4 leaves, 38 pp. 8vo. Original wrappers. Amsterdam, 1736. Frs. 30.—

I: Excellent book on diseases of children which was the popular treatise on pediatrics for about 100 years.

186. **HARVEY**, William. *Exercitationes anatomicae de motu cordis et sanguinis circulatione.* Acc. *Dissertatio de corde* Jacobi de Back. 1 blank leaf, 12 leaves, 286 pp., 13 leaves, 252 pp., 12 leaves, 2 blank leaves. *With frontispiece and two copper plates.* 16mo. Original brown calf binding. Rotterdam, Leers, 1671. Sold.

Keynes, nr. 11.

Very rare. Harvey's De motu cordis with De Back's Dissertatio De Corde.

"The name that stands out in bold relief in the 17th century for its influence upon modern medicine is preeminently that of Harvey and indeed, is second only to that of Vesalius in importance of service. Even as Vesalius broke away from the Galenical theories of anatomy, so Harvey opened up a new and independent concept with regard to the circulation, which from the time of Galen had led so many physicians astray. Not only was Harvey the first to prove the circulation of the blood, but he succeeded in popularizing his discovery and his demonstrations were so convincing that religious opposition could find no argument to interpose" (Bishop).

De Back, (physician at Amsterdam), was one of the first adherents of Harvey's theories. Dedicated with a long preface to Harvey, this work is written in entire harmony with the Harveian principles.

Copies, as ours, containing both parts, are very rare. Dedication and index mistakenly bound. *Complete copy in excellent condition.*

187. **HARVEY**, William. *Exercitationes de generatione animalium. Quibus accedunt quaedam de partu: de membranis ac humoribus uteri et de conceptione.* 2 blank leaves, 14 leaves, 388 pp., 2 leaves. *With allegorical frontispiece.* Small 16mo. Old vellum. Amsterdam, J. Ravesteyn, 1662. Frs. 275.—

Keynes, nr. 39. **Very rare.**

"Harvey's treatise on the generation of animals is written in a series of seventy-two 'exercises', with additional chapters on parturition, the structure

of the uterus, and conception. In exercise 51 he formulates the theory of epigenesis, which Thomas Huxley claimed should "give him an even greater claim to the veneration of posterity than his better known discovery of the circulation of the blood" (Keynes).

"This work is one of the most important in the history of embryology and a matter of frequent dispute" (Garrison).

With the original blank leaves at the beginning and at the end. Slight waterstains in the upper parts of the last leaves, but fine copy.

188. (HARVEY, William). SCHRADER, Justus. *Observationes et historiae omnes et singulae e GUILIELMI HARVEI libello de generatione animalium excerptae, et in accuratissimum ordinem redactae. Item Wilhelmi LONGLY, De generatione animalium observationes quaedam. Accedunt ovi faecundi singulis ab incubatione diebus factae inspectiones; ut et observationum anatomico-medice decades quatuor; denique cadavera balsamo condiendi modus. Studio Justi Schraderi.* 18 leaves, the last blank, 240 pp. *With engraved frontispiece (Rom. de Hooghe f.) and 8 copper-plates.* 16mo. Old calf. Amsterdam, 1674. Frs. 85.—

First edition of this highly interesting work. The author calls Harvey in the preface: "Immortalis Guilhelmus Harveius, rerum ad animalium genesim pertinentium scrutator indefessus et felix". **The first part (pp. 1-135) consists of excerpts from Harvey's De generatione animalium**, followed by Langly's studies on the same subject (pp. 136-168), illustrated by six copper-plates. The last part of the book contains different anatomical observations. At the end a treatise on embalment. — **Rare.**

189. HARVEY, William. *Opera sive exercitatio anatomica de motu cordis et sanguinis in animalibus atque exercitationes duae de circulatione sanguinis ad Joannem Riolanum.* — *Exercitationes de generatione animalium quibus praefationem addidit B. S. Albinus.* *With double-page copper-plate.* Small 4to. Old half calf. Leyde, V. Kerkhem, 1737. Frs. 95.—

Rare edition of Harvey's works, edited by Albinus and with the two famous replies of Harvey to Riolan's attacks.

Our copy of this rare edition of Harvey's Opera omnia lacks only the general title and the last leaf of the first part bearing only a list of publications of the printers house and in the second part the two titles and the two leaves of dedication, *the text himself is absolutely complete.*

190. (HARVEY). *Monumenta Medica Vol. V. William Harvey. Exercitatio Anatomica de Motu Cordis et Sanguinis in Animalibus. Facsimile of the First Edition (Frankfurt 1628).*

Published Florence 1928, in the third centenary of the book's birth.

Half Linen: sh 16/- = \$ 4.— = Swiss Frs. 20.—

Half Leather: £ 1-/- = \$ 5.— = Swiss Frs. 25.—

Full prospectus with specimen page on request.

191. HELEPYRUS, Andreas. *De lapidibus qui nascuntur in corpore humano, et praecipue renibus ac vesica, et ipsorum curatione.* 15 leaves. *With beautiful border around the title.* 4to. Wrappers. Ingolstadt, 1580. Frs. 32.—

Rare, early work on lithotomy. "Peculiaris vesicae lapidis consideratio" etc. — Waterstained in places.

192. **HELMONT**, Johann Baptista van. *Ortus medicinae, id est initia physicae inaudita, progressus medicinae novus, in morborum ultionem, ad vitam longam. Acc. de lithiasi, febribus et peste (Opuscula medica inaudita)*. 11 leaves, 487 and 192 pp., 29 leaves. *With allegorical engraved frontispiece showing in the upper part the medaillon-portraits of the author and his son.* Folio. Old half vellum. Lyons, 1655. Frs. 65.—

Good folio edition.

"The founder of the Jatrochemical School was the Belgian mystic Jean Baptiste van Helmont. He was the first to recognize the physiologic importance of ferments and gases, and his knowledge of the bile, the gastric juice, and the acids of the stomach was considerable". (Garrison). "Van Helmont's chemical experiments and his chemical theories exerted a powerful influence on the chemists of his century. No chemist is cited more frequently nor with higher respect" (Stillman). — Very browned on account of the poor quality of the paper.

193. **HELMONT**, J. van. *Ortus medicinae id est initia physicae inaudita, progressus medicinae novus in morborum ultionem ad vitam longam. Acc. opuscula medica inaudita*. 11 leaves, 487 pp., 192 pp., index. *With engraved title.* Folio. Old calf. Lyons, Huguetan et Barbier, 1667. Frs. 55.—

Confer the preceding item.

194. **HELMONT**, J. B. Van. *Les oeuvres de medecine et physique, pour la guerison assurée des maladies*. 4 leaves, 396 pp. Printer's device. 4to. Vellum. Lyons, 1671. Frs. 22.—

Good French edition. — Browned,

195. **HELVETIUS**, J. F. *Microscopium physiognomiae medicum, id est tractatus de physiognomia*. 52 leaves, 244 pp., 2 leaves. 8vo. *With 9 engraved portraits (among others portraits of Vesalius, Montanus etc.) and 1 folding table.* Amsterdam, 1676.

Bound up with:

ELSHOLTIUS, J. S. *Anthropometria sive de mutua membrorum corporis humani proportionem et naevorum harmonia*. 5 leaves, 266 pp., 1 leaf. *With frontispiece showing the author's portrait and 7 interesting copper plates (homo symmetrus, heads, hands etc.)*. 8vo. Frankfurt (Oder), 1663.

Bound up with:

LAUREMBERGIUS, P. *Pasicompse nova, id est delineatio pulchritudinis*. 9 leaves, 151 pp. 8vo. Rostock, 1672.

Three works in one vol. Calf.

Frs. 60.—

Three interesting different works on physiognomy bound together.

I. **Helvetius**. Caillet 5049. Helvetius, a famous physician and alchemist, died in 1709. In this treatise he connects e. g. the human physiognomies with astrological views (de lunaticae complexionis physiognomia, etc.), he wants his book almost to be considered as a "Magia Christiana". As physiognomical examples, the book gives the portraits of famous physicians as

Galenus, Montanus, Xenocrates, Vesalius, Ficinus, etc. At the beginning the portraits of the author and that of William III of Orange. **Rare.**

II. **Elsholtz**: Early and important contribution to **antropometry**.

III. **Lauremberg**. Curious treatise on beauty from a physiognomical point of view.

196. **HELVETIUS, J.** *Recueil des méthodes pour la guérison des maladies, telles que sont la vérole, par les frictions et les sueurs.* — Anel, D. *L'art de sucer les playes sans se servir de la bouche de l'homme. Instruction d'un remède spécifique pour prévenir certaines maladies vénériennes.* Two parts. 6 leaves, 299 pp., 117 pp., 90 pp., 2 leaves. *With three engraved plates.* 12mo. Old calf. Tre-voux, 1717. Frs. 12.—

The first part treats of small-pox, the second of venereal diseases (Proksch, I, 469 quotes only the edition of 1706).

197. **HELVETIUS.** *Traité des pertes de sang. Accompagné de sa lettre sur la nature et la guérison du cancer.* 7 leaves, 168 pp. *With engraved folding plate.* 12mo. Calf. Paris, 1697. Frs. 9.—
198. **HERRERA, Gabr. Alfonso.** *Agricoltura tratta da diversi antichi et moderni scrittori.* 8, 288 and 3 leaves. *With numerous woodcuts of plants and other woodcuts relating to agriculture.* 4to. Old limp vellum. Venice, Sansovino, 1568. Frs. 36.—

Brunet III, 131. Contains also extensive chapters on wine. — Some waterstains.

199. **HIPPOCRATES.** *Aphorismi, Nicolao Leonicensi interprete, libri VII. Eiusd. Praesagia, Guglielmo Copo interprete libri III. De ratione victus in morbis acutis, libri IV. De natura humana, Andrea Brentio interprete. Galeni ars medicinalis interprete Nicol. Leonicensi.* 175 leaves. *With initials.* 24mo. Vellum. Venice, Hieronymus Paulucius, 1530. Frs. 35.—

Rare, early edition, published and translated by Nicolaus Leonicensis, Guil. Copus, A. Brentius, etc. Several translations appear to be printed here for the first time. Unknown to Choulant. — Contemporary marginal annotations. Nice copy.

200. **HIPPOCRATES-FUCHS.** *Epidemiorum liber, a Leonardo Fuchsio luculentissima enarratione illustratus. Greek and Latin text.* 6, 188 and 6 leaves. *With pretty woodcut initials and printer's device (repeated).* Folio. Modern vellum. Basel, Bebelius et Isingrinus, 1537. Frs. 75.—

One of the very first works edited by Fuchs, beautifully printed in a remarkably fine Greek and Latin type.

Latin translation and a very extensive commentary by Fuchs, the Greek text is printed at the end. The commentary is printed in a fine italic letter "The close of this period is marked by the appearance of a remarkable italic fount, which is Basel's chief contribution to typography in itself" (Johnson

The first century of printing at Basel, pl. 43, from the Galen edition of 1538). This is one of the earliest books in which this new italic fount has been extensively employed. — First and last leaves stained, upper-right-hand corners of a few leaves with slight waterstains, but very fine, large copy of this rare edition,

201. **HIPPOCRATES. Aphorismi.** Guilielmo *Plantio* interprete. Galeni in eosdem commentarii septem. 238 leaves, 2 leaves. 16mo. Venice, 1582.

Bound up with :

Hippocrates. Aphorismi. Nicolao **Leonicensio** interprete. 237 leaves, 17 leaves. 16mo. Venice, 1583. Two works in one vol. Half calf. Frs. 20.—

Some waterstains.

202. **HIPPOCRATES. Opera omnia.** Per Ianum **Cornarium** latina lingua conscripta. 39 and 539 leaves. Printer's device. 8vo. Old calf. Lyons, Vincentius, 1555. Frs. 24.—

Choulant, Handbuch, p. 25, does not quote this edition of Cornarius' translation, first issued at Venice in 1545.

203. **HOFMANN, Caspar.** Institutionum suarum medicarum epitome. 6 leaves, 512 pp. With vignette on the title. 16mo. *Pretty German 17th century binding, brown leather, ornaments with two compartments in the centre surrounded by a border in rococo-style.* Heidelberg, 1672. Frs. 32.—

Nice binding.

204. **DE HORNE, M.** Examen des principales méthodes d'administrer le mercure, pour la guérison des maladies vénériennes. 8 leaves, 146 pp. *With large folding table.* 8vo. Half vellum. Paris, Didot, 1769. Frs. 15.—

Proksch quotes only other works by this author.

205. **HUGO SENENSIS** (Hugo Bentius). **Expositio super Aforismos Hippocratis, et super Commentum Galeni eius interpretis.** 159 leaves, 1 leaf. *With pretty large and small woodcut initials on black ground.* Printer's device. Folio. Boards. Venice, O. Scotus, 1517. Frs. 90.—

Hugo Senensis (died c. 1439) was perhaps the best interpreter of the ancient medical writers amongst his contemporaries. He taught as professor at Pavia, Piacenza, Florence, Bologna, Parma and Perugia, enjoying a great reputation as philosopher and physician. He also taught anatomy. — Somewhat waterstained, especially at the beginning, but large copy. **Rare.**

206. **JACCHINUS, Leonhardus.** **In nonum Rasis ad Almansorem, de partium morbis commentarii.** 16 leaves, 605 pp. Basle, Perna, 1579. Bound up with : Same author. **Opuscula.** 178 pp., index. Basle, 1580.

Two works in one vol. 8vo. Vellum.

Frs. 15.—

I: "De ophtalmia, de aurium affectibus, de gravi auditu", etc. II: De rationale curandi arte, de acutorum morborum curatione. — Waterstained throughout, some margins wormholed.

207. **JACKSON, Joseph.** *Enchiridion medicum theoretico-practicum, sive tractatus de morborum theoria et praxis. Acc. appendix de lue venerea.* 12 leaves, 192 pp. *With engraved frontispiece.* 12mo. Calf. Amsterdam, 1697. Frs. 12.—

De variolis et morbillis, de rachitide, de partu difficili, etc. Contains at the end a treatise on syphilis.

208. **JENNER, Edward.** *An inquiry into the causes and effects of the variolae vaccinae.* Facsimile of the first edition (London, 1798). With 4 hand-coloured plates. 4to. Boards. Florence, 1923. £ -/12/6 or \$ 2.75 or Swiss Frs. 14.—

Full prospectus on request.

209. **JOHANNES ACTUARIUS.** *De urinis libri septem.* Ambrosio Leone Nolano interprete. — Ant. Tylesii de coloribus. — Pauli Aeginetae de crisi et diebus decretoriis. — Andr. Leennii epistola de urinae studio. 8 leaves, 444 pp. *With woodcut (urine glass).* Printer's device. 8vo. Half calf. Basel, A. Cratander, 1529. Frs. 50.—

Choulant, Handbuch, p. 154.

"Actuarius' monograph upon the increasingly popular subject of uroscopy, was later accepted as authoritative and classic. In this Johannes in no way emphasises uroscopy as a universal diagnostic method, but lays stress upon the importance of other methods of examination". (Neuburger-Playfair). "He is memorable as the first to use a graduated glass for examining the urine" (Garrison). —

Complete copies like ours containing all the above mentioned treatises are rare. On title the following ms.-inscription: *Sum Renati perroti Medicinae studiosi*". Some marginal annotations by a contemporary hand. A few slight waterstains, but nice copy.

210. **JOUBERT, L.** *Medicinae practicae priores libri tres.* 8, 264 and 8 leaves. 8vo. Vellum. Lyons, Lertout, 1573. Frs. 20.—

First edition. We mention: "De simplici intemperiae calida curanda, de febre hectica, de causo, de cephalalgia", etc. — Waterstained, blank portion of the upper margin of title cut off.

211. **JOUBERT, L.** *Traité du ris, contenant son essance, ses causes, et mervelheus effais. Item la cause morale du ris de Democrite, expliquée et témognée par Hippocras. Plus un dialogue sur la cacographie Française, avec des annotations sur l'ortographe.* 16 leaves, 407 pp., 3 leaves. *With fine portrait of the author.* 8vo. Calf (slightly damaged). Paris, Nicolas Chesneau, 1579. Frs. 40.—

Caillet, 5627. Brunet III, 574-75. Rare first edition.

"Ce volume est recherché à cause du Dialogue sur la cacographie et des annotations" (Brunet). "Ouvrage recherché, principalement à cause du singulier traité sur la cacographie dans lequel l'auteur expose un curieux projet de réforme de l'ortographe. D'ailleurs, ainsi qu'on peut juger par le titre que nous donnons d'une façon absolument exacte, Joubert a mis ce projet en application et son traité du ris qui d'ailleurs est intéressant, est aussi fort curieux à cause des singularités ortographiques qu'on y rencontre (Caillet). — Somewhat waterstained.

212. **JOUBERT, L.** *Medicinae practicae priores libri tres.* 250 pp., 8 leaves. — **JOUBERT, L.** *Isagoge therapeutices methodi. De affectibus pilorum et cutis, praefertim capitis et de cephalalgia tractatus unus. De affectibus internis partium thoracis, tractatus alter.* 335 pp., 4 leaves. 8vo. *Two vols.* Modern vellum. Lyons, 1577. Frs. 26.—

Remarkable the book "De affectibus pilorum"; we mention: "*De pilorum curtatione, de pilorum tinctura* adversus canitiem, de pediculari morbo, de pustulis", etc. — With inscription on title: Petri Laeti M. Jul. The first vol. waterstained. The two books are rarely to be found together.

213. **JOUBERT, L.** *Traite de la peste, plus une question de la paralysie et deux paradoxes de la revulsion.* Traduit du Latin par Guillaume des Innocens. 8vo. Boards. Without printer's town, 1581. Frs. 28.—

First French edition. — A few leaves stained. Besides fine copy with uncut and partly not cut open margins. Scarce.

214. **JOUBERT, L.** *Opuscula, olim discipulis suis publice dictata, quae nunc Joh. Posthius curavit.* 32 leaves, 174 pp., 157 pp., index, 159 pp., 4 leaves. *With the author's fine woodcut portrait.* 8vo. Vellum. Lyons, Salamandra, 1571. Frs. 25.—

We mention: "De convulsionis essentia et causis, de cerebri affectibus, de arte componendi medicamenta, de syruporum conficiendi modo" etc. — Nice copy.

215. **IOVYSE, David.** *Examen du livre de Lamperiere sur le sujet de la peste, ouvrage enrichi de la sagesse des cabalistes et philosophes hermétiques.* 9 leaves, 326 pp., 1 leaf. 8vo. Vellum. Rouen, 1622. Frs. 18.—

First edition. Deals mainly with alchemy. — A few waterstains.

216. **JUVILLE, M.** *Traité des bandages herniaires, dans lequel on trouve des machines propres à remedier aux chûtes de la matrice et du rectum, à servir de récipient dans les cas d'anūs artificiel, d'incontinence d'urine, etc.* 19 leaves, 232 pp., 4 leaves. *With 14 fine coloured folding plates (hernial bandages).* 8vo. Calf. Paris, 1786. Frs. 25.—

First edition.

217. **KETHAM, Johannes de.** *Fasciculus medicinae 1491. Monumenta Medica I.* Facsimile of the first edition of the magnificently illustrated work with a historical introduction and notes by Karl Sudhoff. (The English edition with translation by Charles Singer, and the Italian by C. Albizzati). The facsimile of the incunabulum with its 6 full page woodcuts and the introduction (20 pp. with 5 text figures), illustrated by 14 plates in photolithography the first of which is coloured by hand. Large folio. Florence, 1923. Half linen: £ 2/6/- or \$ 10.00 or Swiss Frs. 55.—

Edition de luxe, of the English edition, with eight hand coloured plates, half leather:

£ 3/10/- or \$ 15.00 or Swiss Frs. 85.—

Full prospectus with specimen page of the three different editions on request.

Prices in Swiss Francs including all incidental export expenses.

218. (KETHAM). Fasciculo di medicina, 1493. Monumenta Medica II. Facsimile reproduction of the most beautifully illustrated medical book of the 15th century, printed at Venice in 1493. With an introduction and explanatory matter by Charles Singer (in English). Together with a collection of 90 illustrative figures in 36 additional folio plates and a complete translation into English of the Anatomy of Mundinus. Two vols. Folio. Half linen and half leather. Florence, 1924.

Half linen : £ 3/6/- or \$ 14.00 or Swiss Frs. 80.—

Half leather : £ 4/-/- or \$ 17.00 or Swiss Frs. 90.—

Full prospectus with specimen page on request.

219. KULM, Adam. Tabulae anatomicae, acc. annotationes et tabulae Aeneae. 4 leaves, 215 pp. With engr. front. and 28 engr. plates. Large 8vo. Vellum. Rome, 1748. Frs. 18.—

Good anatomical work with excellent plates. This work was one of the first to be introduced in the Far East, and had a great influence on the development of medicine in Japan and China. — Upper margins waterstained.

220. LACUNA, Andreas. — Galenus. Epitomes omnium Galeni operum, universam illius viri doctrinam et methodum continentes. Five volumes. 8 leaves, 564 pp., 1 leaf; 4 leaves, 504 pp.; 8 leaves, 606 pp.; 4 leaves, 488 pp.; 192 leaves, 56 leaves (Vita Galeni and Index). With three anatomical full page woodcuts (in the first vol.). Printer's devices. 8vo. Original calf bindings (damaged). Venice, Scotus, 1548. Frs. 75.—

First edition. Choulant, Handbuch quotes as first edition only the one of 1551.

Lacuna (1499-1560) was a Spaniard.

This edition, edited by Andrea Lacuna, is appreciated for its excellent commentaries. We only mention the following commentators: Guenther of Andernach, Nicolaus Leonicens, Janus Cornarius, Antonius Fortulus, Trincavellius, Linacer, G. Copus, etc. etc. Of particular interest is the first volume containing the commentaries to the anatomical writings (De dissectione venarum, Fortolo interprete. De nervorum dissectione, eiusdem interpr., De anatomicis administrationibus, Joh. Guinterio Andernaco interprete, etc.) illustrated by three full page woodcuts. — Last leaf of the 5. vol. repaired.

221. LAMOTTE, Mauquest de, Guillaume. Traité complet de chirurgie, contenant des observations et des réflexions sur toutes les maladies chirurgicales. Two vols. Calf (bindings scratched). Paris, Didot, 1771. Frs. 10.—

The author was one of the prominent continental obstetricians of his time.

222. LAMY, M. Explication mécanique et physique de fonctions de l'âme sensitive, où l'on traite des organes des sens. Avec un discours sur la generation du laiet, une dissertation contre la nouvelle opinion des animaux engendrez d'un oeuf, etc. 20 leaves, 460 pp., 6 leaves. With 2 engraved plates. 12mo. Calf. Paris, 1687. Frs. 12.—

Remarkable on account of the interesting treatise on the senses.

Prices in Swiss Francs including all incidental export expenses.

223. **LANCISI**, Giov.-Maria. *Opera varia*, in duos tomos distributa. 36, 260, 12 and 265 pp. Two vols in one. *With 10 engraved plates and two folding maps.* Folio. Half calf. Venice, 1739. Frs. 55.—

Rare folio edition of the collected works. "The greatest Italian clinician of the period was Lancisi. He was the author of two works of capital importance on sudden death and on aneurysm. Contains: *De subitaneis mortibus*; *dissertatio de nativis*; *de noxiis paludum effluviis*; *dissertatio de bovilla peste*; *de recta studiorum medicorum ratione instituenda*; *humani corporis anatomica synopsis*; *de humorum secretionibus in genere*; *de motu cordis et aneurysmatibus*, and several others. — Fine, large copy.

224. (**LANCISI**). **FANTONI**, Jo. Baptista. *Observationes anatomico-medicae*. Acc. Jo. M. *Lancisii dissertationes duae*, quarum prior est de physiognomia, posterior de sede cogitantis animae. 8 leaves, 165 pp. 4to. Modern vellum. Venice, 1713. Frs. 30.—

First edition. Fantoni's work treats anatomy, especially of hepatics. Besides this work is important as containing the *first edition of two important treatises by Lancisi.*

225. (**LANCISI**). **CRESCIMBENI**, G. M. *Vita di G. M. Lancisi*. 4 leaves, 188 pp. *With full-page medaillon portrait of Lancisi.* 4to. Original vellum. Rome, 1721. Frs. 25.—

The first very extensive biography on Lancisi.

226. **LANGNER**, Andreas. *Promptuarium*. Wie zur Zeit der Pestilenz ein jeder Gesunder und Kranker sich praeservieren und curieren soll. 52 (54) leaves. *With two full page woodcuts (bleeding) and beautiful woodcut border around each leaf.* 4to. Red calf. Leipzig, 1576. Frs. 40.—

Rare German treatise on plague, adorned by beautiful borders around each leaf. Title printed in red and black. — Two leaves missing, a few short margins. Complete copies are prized 150 Swiss Francs.

227. **LANZONI**, Josephus. *Tractatus de balsamatione cadaverum*. 92 pp., 12 leaves. 12mo. Old calf. Geneva, 1696. Frs. 26.—

Interesting treatise on embalming. We mention: *De balsamationis utilitate et duratione*, *de mortuorum unctione*, *de mumia*, *de recentibus balsamandi cadavera modis*, etc. Lanzoni (1663-1730), was a well-known Italian physician.

228. **DE LAUNAY**. *Instructions pour ceux qui sont incommodés des descentes*. 10 leaves, 103 pp. *With large engraved frontispiece and 4 engraved folding plates.* 12mo. Calf. Paris, 1690. Frs. 14.—

Treatise on hernia.

229. **DU LAURENS**, (Laurentius), Andreas. *De crisibus libri tres*. Ad. universalis quaedam methodus ad prognosim et crises omnium morborum, sed praecipue acutorum conferens. 8, 166 and 10 leaves. Printer's device. 8vo. Vellum. *Tours, Mettayer, 1593.* Frs. 40.—

First edition of this work on medical prognosis. *One of the very few works printed in this town in the 16th century.* — Fine copy of an uncommon book.

230. **DU LAURENS**, (Laurentius), A. *Oeuvres*. 8 leaves, 598 pp., 9 leaves, 4 leaves, 395 pp. With 26 anatomical full-page engravings. Folio. 18th cent. calf. (Binding damaged). Paris, 1639. Frs. 60.—

Good edition of Laurentius' collected works, containing also the author's chief work on **anatomy**, illustrated by 26 copper-plates engraved after those of **Vesalius**, **Coiter**, **Valverde**, etc. Laurentius was professor at the University of Paris and physician in ordinary to Henry IV. Contents: Douze livres des oeuvres anatomiques. Trois livres des crises. Deux livres des escrouelles. Quatre discours: **de la conservation de la veue**, des maladies mélancoliques, des catarrhes, et de la vieillesse, etc. — Somewhat waterstained and browned, traces of use, one leaf slightly torn.

231. **DU LAURENS**, A. *Historia anatomica controversiis et observationibus adornata*. Acc. *Opusculum de crisiibus*. Laz. Meyssonier, tractatus de scriptis. Three parts. 16 leaves, 890 pp., 12 pp., 1 leaf, 139 pp., index. 8vo. Calf (binding worn). Lyons, 1650. Frs. 28.—

Good edition of this important anatomical text-book.

232. **LAURENTIUS**, J. Nic. *Specimen medicum exhibens synopsis reptilium emendatam cum experimentis circa venena et antidota reptilium austriacorum*. 1 leaf, 214 pp., 1 leaf. With five large copper plates showing reptils. 8vo. Modern boards. Vienna, 1768. Frs. 22.—

Fine copy.

233. **LEMNIUS**, Levinus (Lemne, Levin). *Similitudinum ac parabolarum quae in bibliis ex herbis atque arboribus desumuntur, dilucida explicatio*. Acc. *De gemmis*, auctore Fr. Rueo. *De astrologia liber*. 8 leaves, 288 pp. 16mo. Frankfurt, 1596.

Bound up with:

Same author. *De habitu et constitutione corporis*. H. Rantzovius. *De conservanda valetudine*. G. Gratarolus. *De memoria reparanda*. Three parts. 8 leaves, 185 pp., 4 leaves, 239 pp. 16mo. Frankfurt, 1596. Two books in one vol. Old vellum. Frs. 36.—

I. This work treats especially with plants mentioned in the Bible, but also with **American drugs** and **occult matter**. It is augmented by an interesting work by **Rueus** on *precious stones and a treatise on astrology*.

II. Brunet III, 971. Deals especially with physiology, circulation of the blood, dietetics, etc. The treatise by Rantzovius on dietetics is one of the best works on this subject in the 16th century.

234. **LEMNIUS**, Levinus. *De habitu et constitutione corporis*. 8 leaves, 186 pp. 4 leaves. Printer's device. 16mo. Wrappers. Frankfurt, 1596. Frs. 16.—

Brunet III, 971. Deals especially with physiology, circulation of the blood, dietetics, etc.

235. **LEQUIN**, Nicolas. *Traité des hernies ou descentes, contenant les causes, signes etc. et un avis avec la manière de bien faire les bandages d'acier et de fil de fer*. 17 leaves, 102 pp., 2 leaves. With a few small cuts in the text. 12mo. Calf. Paris, 1685. Frs. 12.—

236. **LESSIUS**, Leonardus. *Hygiasticon seu vera ratio valetudinis bonae et vitae*. Subiungitur tractatus Ludovici **Cornari**, eodem pertinens. 132 pp., 1 leaf. Printer's device. 8vo. Vellum. Antwerp, Plantin-Moretus, 1623. Frs. 12.—

Good dietetical work. Contains at the end the treatise: "De vitae sobriae commodis", by L. *Cornarius*. — Nice copy.

237. **LEVRET**, André. *L'art des accouchemens*. 3 leaves, 16 pp., 480 pp., 1 leaf. *With the portrait of the author and 5 engraved plates*. 8vo. Calf. Paris, 1766. Frs. 12.—

Levret improved the operation of version, invented a type of midwifery forceps and introduced the pelvic curve in the blades.

238. **LEVRET**, A. *Observations sur le causes et les accidens de plusieurs accouchemens laborieux*. *With 2 plates*. 8vo. Calf, gilt back. Paris, 1770. Frs. 10.—

239. **LICETUS**, Fortunius. *De monstrorum natura, causis et differentiis libri duo*. 8 leaves, 262 pp., 13 leaves. *With engraved historiated frontispiece and about sixty very curious engravings (monsters)*. 4to. Half calf. Padova, 1634. Frs. 65.—

"This treatise is a masterpiece of credulity; a collection of every-thing which the imagination of both the ancient and the moderns had been able to relate as to the monstrosities to which human kind had been subjected". (Pilcher). —

Our copy shows some traces of use, some leaves loose, but complete copy. — See reproduction p. 46.

240. **LICETUS**, Fortunius. *De monstris*. Ex recensione G. Blasii qui monstra nova addidit. 6 leaves, 316 pp., 13 leaves. *With many curious partly full-page engravings*. 4to. 18th cent. calf., back gilt. Padova, 1668. Frs. 45.—

This edition is augmented by a treatise on the same subject by Blasius. — Wants frontispiece, besides complete fine copy. — See reproduction p. 46.

241. **LIEBAULT**, Jean. *Trois livres appartenans aux infirmités et maladies des femmes*. 8 leaves, 924 pp., index. Printer's device. 8vo. Calf. Rouen, 1609. Frs. 35.—

Good edition of the *most popular French work on gynaecology* which was translated into many languages until the 18th century. Treats also extensively with *cosmetics*. This Rouen edition is scarce.

242. **LIEUTAUD**, J. *Précis de la médecine pratique contenant l'histoire des maladies et la manière de les traiter*. 8vo. Calf. Paris, 1761. Frs. 9.—

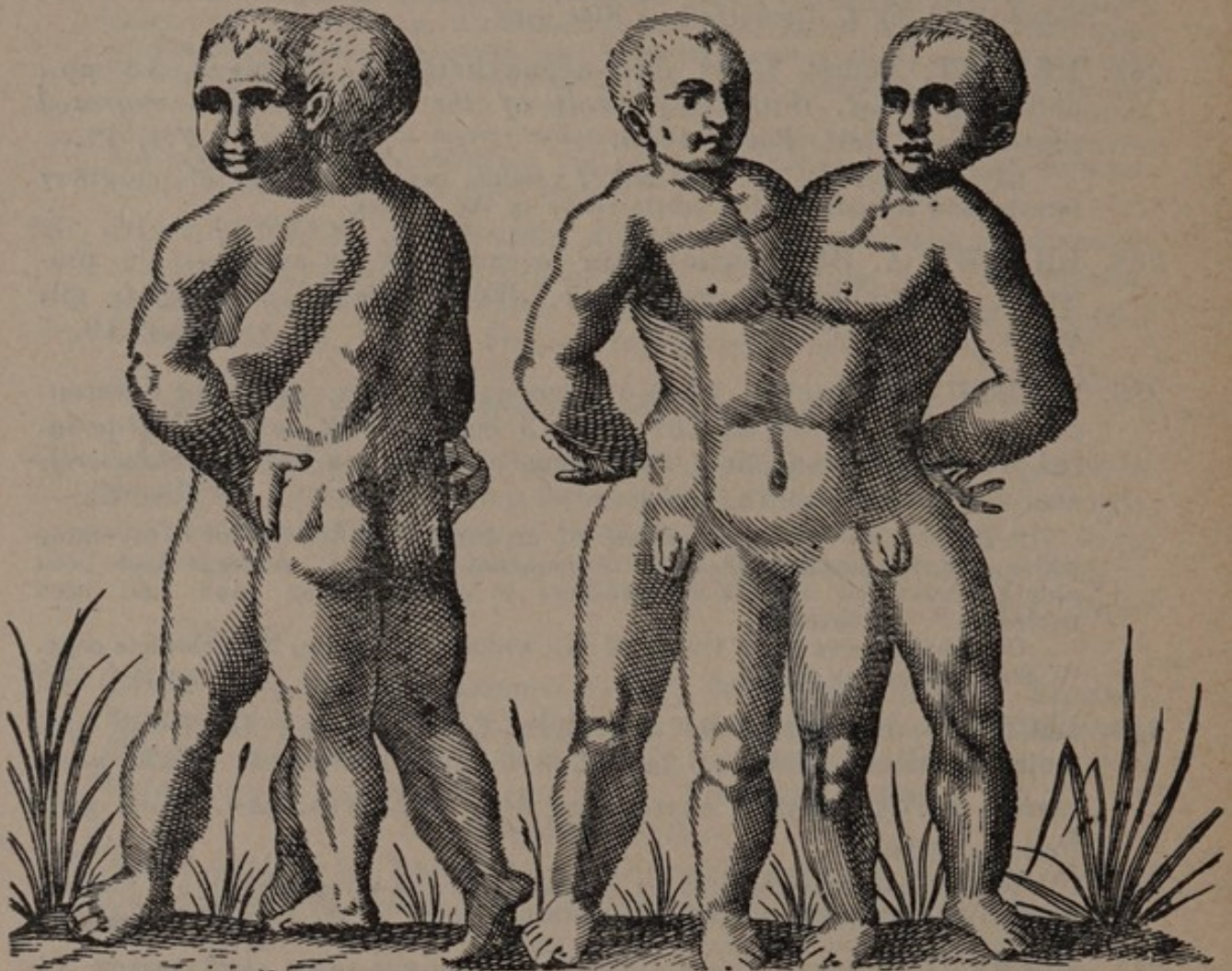
Lieutaud was one of the founders of pathological anatomy. He was physician in ordinary to Louis XV. and XVI.

243. **LINDEN**, van der, Joh. *De scriptis medicis libri duo*. 8 leaves, 688 pp., 14 leaves. With device on title. 8vo. Original calf. Amsterdam, Blaeu, 1651. Frs. 35.—

Good edition of this well-known medical bibliography. With indices of authors and subjects. — Partly very waterstained.

244. **LISCHWITZ**, J. Chr. *De ortu et propagatione hominum*. 50 pp., 2 leaves. *With copper-plate showing female genitals*. Small 4to. Not bound. Leipzig, 1723. Frs. 8.—

Upper margins shaved by the binder's knife.



LICETUS, 1634, 1668, nrs. 239, 240.

245. **LUNADEI**, Giov. Baptista. *Del metodo d'innestare il vaiuolo*. 16 leaves, 152 pp., 1 leaf. 4to. Old calf. Urbino, 1766. Frs. 12.—

Describes a great number of cases of variolation. Klebs, *Bibliography of variolation*, p. 14.

246. **MAGGI**, Bartholomeo. *De vulnerum sclopetorum et bombardarum curatione tractatus*. 4, 114 and 11 leaves. *With arms on title-page and a few cuts in the text*. 4to. Vellum. Bologna, Bonardus, 1552. Frs. 20.—

Excellent book on gunshot wounds, in which the author was the first to disprove the wide-spread theory that such wounds were poisoned by the projectile. — Two leaves repaired, somewhat waterstained, the plates (4) wanting as usually.

Prices in Swiss Francs including all incidental export expenses.

247. **MALOUIN**, Charles. *Traité des corps solides et des fluides ou examen du mouvement du sang, de celui du coeur, des artères et des autres du corps humain*. Mis en lumière par J. L. Malouin. 8 leaves, 145 pp., 3 leaves. 8vo. Old calf. Paris, 1718. Frs. 25.—

Based upon works of **Harvey**, Lower, Malpighi, Ent, Walaeus etc. — With the following *authograph-inscription* on the fly-leaf: "*donné par M. Malouin a Boivin l'aîné*".

248. **MALPIGHI**, Marcello. *Discours anatomiques sur la structure des viscères, scavoir du foye, du cerveau, des reins, de la ratte, du polype du coeur et des poulmons*. 9 leaves, 374 pp., 1 leaf. *With two copperplates*. 8vo. Original calf. Paris, 1683. Frs. 45.—

This work on the structure of the liver, spleen, and kidneys did much to advance the physiologic knowledge of these viscera, and his name has been eponymically preserved in the Malpighian bodies of the kidney and spleen. This book also contains the first account of those lymphadenomatous formations (general enlargement of lymphatics with nodules in spleen). — Nice copy of this French translation.

249. (**MALPIGHI**, M.). *Relazione del ritrovamento dell' uova di chiocciole in una lettera del sig. Malpighi da A. F. M. Fulberti. Riflessioni sopra la relatione del ritrovamento dell' uova di chiocciole*. 141 pp. *With engraved plate*. 12mo. Boards. Rome, 1695. Frs. 20.—

Letter addressed to Malpighi on the development of the snail from the egg with an answer of Fulberti not contained in the first edition (Bologna, 1683).

250. **MANFREDI**, Hieronymo. *Libro intitulado il « Perchè »*. 16 leaves, 303 pp. *With interesting full-page cut representing a zodiac manikin*. 8vo. Vellum. Venice, 1588. Frs. 26.—

Good edition of Manfredi's most important work, the *Liber de homine*, better known under its Italian name *Il Perhè*, a celebrated work which was also ascribed to Albertus Magnus. — A few waterstains.

251. **MARINELLO**, Giovanni. *Des maladies des femmes et remèdes d'ycelles, en trois livres traduits par Jean Liebault*. 11 leaves, 863 pp., 7 leaves. *With nice historiated title, one full page cut relating to the Caesarean section and another cut in the text*. 8vo. Modern calf. Paris, Berjon, 1609. Frs. 30.—

Scarce French translation of Marinello's well known work on gynaecology and especially obstetrics with an interesting woodcut illustrating the Caesarean section. — Upper right-hand margins of some leaves repaired affecting a few letters, somewhat waterstained and browned, but complete copy.

252. (**MANUSCRIPT**). (Garnier). *Liber de formulis remediorum ex Galenicis et chemicis*. Latin Manuscript on paper written in a well legible handwriting. 3 leaves, 322 pp., 18 leaves. 8vo. Calf. France, 1767. Frs. 50.—

The manuscript is signed "*Ad usum D. Gornier, D M. 1767*". Deals especially with **pharmacology and chemistry**. We mention: *De alterantibus simpliciter, de alterantibus e purgantibus mixtis, de roborantibus particularibus*", etc. — The manuscript is in very good condition.

253. **MASCAGNI**, Paolo. *Prodromo della grande anatomia*, opera postuma rivista ed illustrata da T. Farnese. *Descrizione delle tavole citate nel prodromo*. 4 vols. *With vignette and 48 excellent copper-plates*. Small 4to. Wrappers. Milano, 1821. Frs. 65.—

Choulant-Franck. p. 317: "In this second edition of the *Prodromo*, the arrangement of the text and the illustrations are more instructive and more appropriate. The representations are in quarto and are very accurately copied from the original plates. The first 36 plates pertain to the anatomy of the human body, the following nine to that of animals, and the last three to the anatomy of plants. The subject of the *Prodromo* is the textures of the different parts of the human body as compared with the texture of the organs of animals and plants". — *Very fine, entirely uncut copy*.

254. **MASSARD**, Jacques. *Panacee, ou discours sur les effets singuliers d'un remède pour la guérison de la plus part des maladies*. Two parts. 8 leaves, 200 pp., 7 leaves, 116 pp., 1 leaf. 12mo. Calf. Grenoble, 1679-80. Frs. 10.—

"Du mal d'estomach, du dégoût des femmes enceintes, des **glandes**, de l'épilepsie, etc.". The second part is especially of pharmaceutical interest.

255. (**MASSIALLOT**, Fr.). *Nouvelle instruction pour les confitures, les liqueurs et les fruits, ou l'on apprend à confire toutes sortes de fruits, tant secs que liquides, etc.* 6 leaves, 547 pp., 3 leaves. *With three woodcut plates*. 8vo. Old calf. Paris, 1732. Frs. 18.—

Well known French work on confectionary, waiting at table, etc., by the author of the famous "*Cusnier royal et bourgeois*". Deals also with cosmetics.

256. **MATTHIOLI**, Andreas. *Commentarii in libros sex Pedacii Dioscoridis Anazarbei de medica materia*. Acc. apologia adversus Amathum Lusitanum. 56 leaves, 837 pp., 1 leaf (blank). 69 pp., 1 leaf. *With hundreds of pretty cuts in the text (plants, animals, etc.)*. Printer's device. Large 4to. Calf. Lyons, Coterius, 1563. Frs. 50.—

Good Lyons-edition with numerous nice woodcuts. — Blank portion of title repaired, but very good copy.

257. **MATTHIOLI**, A. *Commentaires sur les six livres de Ped. Dioscoride Anazarbeen de la matière medicinale*. 70 leaves, 607 pp., index. *With the author's portrait and hundreds of nice woodcuts of plants*. Folio. Calf. Lyons, Rigaud, 1605. Frs. 45.—

Pritzel 5991. Good French edition in folio. — Some waterstains.

258. **MAURICEAU**, François. *De mulierum praegnantium, parturientium et puerperarum morbis tractatus*. 8 leaves, 358 pp., 8 leaves. *With large folded copper-plate showing female anatomy (apparently not belonging to the book) and several partly full page engravings in the text (anatomical, obstetric illustrations, etc.)*. 4to. Old calf. Paris, 1681. Frs. 35.—

Mauriceau (1637-1709) is in some respects the leading representative of the obstetric knowledge of his time and his work on the diseases of pregnant and puerperal women, illustrated with exquisite copper-plates, gives a good account of the conduct of normal labour, the employment of version and the management of placenta praevia. — Fine copy.

259. **MAURICEAU, Fr.-PORTAL, P.** Les maladies des femmes grosses et accouchées. — La pratique des accouchemens. *Two parts.* 11 leaves, 440 pp., index, 204 pp., 34 pp. *With engraved frontispiece showing Mauriceau's portrait and several copper-plates.* 4to. Old calf (binding damaged). Geneva, 1693. Frs. 35.—

The two important obstetrical works of Mauriceau and Portal together. — Some waterstains, browned.

260. **MEBER, Ioannes Cornelius.** Anchora sauciatorum, hoc est liquor stypticus, sanguinem confestim et miraculose sistens. 4 leaves, 272 pp. Small 8vo. Old vellum. Warsaw, 1687. Frs. 14.—

"Lampas vitae artificialis Burggravii, ignis vitalis in corde, **magnetica vulnerum curatio**" etc. — Brownstained throughout.

261. **MEEK'REN, Jobius a.** Observationes medico-chirurgicae in Latinum translatae ab A. Blasio. 8 leaves, 392 pp., 3 leaves. *With engraved frontispiece and numerous engravings in the text.* 8vo. Calf. Amsterdam, 1682. Frs. 26.—

Interesting work on *monsters*, abscesses, etc. with a very great number of various figures representing very strange miscarriages, surgical instruments, etc.

262. **MERCURIALIS, Hieronymus.** Tractatus varii: 1. De morbis muliebribus. 2. De puerorum morbis, cum Tralliani de lumbricis epistola, et de venenosis ac venenis opusculo. 3. De peste. 4. De morbis cutaneis. 4 leaves, 176 pp., 9 leaves, 2 leaves, 188 pp., 6 leaves, 70 pp., 3 leaves, 4 leaves, 62 pp., 3 leaves, 4 leaves. 168 pp. Stout 4to. Old calf. Lyons, 1618. Frs. 55.—

Good collection of Mercurialis' chief works:

1. Excellent book on gynaecology. 2. Famous work on the **diseases of children**. "It is divided into three parts, viz: On the diseases of children, on the fevers of children and on worms. Von Bokay calls it the first real book on diseases of children" (Ruräh). —

4. "The first systematic treatise on skin diseases" (Garrison). "The first modern text-book on skin diseases" (Bloch, in Neuburger-Pagel III, 405). —

Two leaves badly bound, but complete. Some stains.

263. **MERCURIO, Scipione.** La commare o raccoglitrice, accresciuta di nuova aggiunta cavata dal libro delle medicine delle donne gravide di G. Marinello, et un trattato del Colostro, dove si tratta di diversi mali dei bambini con le loro cause e rimedi. 15 leaves, 390 pp. *With 31 woodcuts (obstetrics).* 4to. Boards. Venice, 1703. Frs. 26.—

Good enlarged edition of the first Italian work on midwifery. The Colostro deals mainly with *skin diseases of children*. — Partly very waterstained. This edition is scarce.

264. **MERINDOLUS, Antonius.** Ars medica in duas partes secta. In qua non solum explicantur quae ad medicinam discendam sunt necessaria, sed multa etiam, qua theologos et philosophos recreare valeant continentur. 16 leaves, 419 pp., index, 153 pp., index.

With engraved frontispiece and the author's portrait. Folio. Old buckskin. Angoulême, 1633. Frs. 25.—

An uncommon work by this little known author. We only mention the following chapters: "De possibili sexuum metamorphosi, de occultis medicamentorum facultatibus, de semine et sanguine menstruo, de vitalibus et non vitalibus partibus", etc. — Some waterstains.

265. **MESNADIERE.** *Raisonnemens sur la nature des esprits, qui servent aux sentimens.* 11 leaves, 162 pp., index. 16mo. Half calf. Paris, 1688. Frs. 10.—

Interesting treatise on senses.

266. **MESUE Junior. (Opera):** *Canones universales de consolatione medicinarum. Mesue vita. — Grabadinus. Antidotarium. — Petrus Apponius. Additio in librum Mesue. — Nicolai Salernitani Antidotarium. — Jacobi de Partibus Summula.* *Black letter.* Title printed in red and black. 340 leaves, 1 leaf, 32 leaves. With device. Thick 16mo. Old calf. Lyons, B. Bonny, 1539-1540. Frs. 65.—

Good edition containing the whole of Mesue's works, consisting in three books, and in addition to that, a number of supplementary and similar writings of various authors. — The most important of the books added is the "Antidotarium Nicolai". It consists of 139 complex prescriptions in alphabetic order, contains many new Eastern drugs, also the original formula for the "anaesthetic sponge (*spongia somnifera*) and a table of weights and measures" (Garrison). At the beginning of the 12th century this work was assimilated, by a member of the School named Nicolaus, with the Arabistic therapeutics on the basis, of the Constantinian reform. This formulary occupied an authoritative position during all the Middle Ages, and was the basis of all future pharmacopoeias. —

Title and last leaves slightly stained. Scarce.

267. **MESUE Junior.** *Mesue vulgar. Summario over collectorio universalissimo extracto da tutti li volumi delli antiquissimi medici Hebrei, Greci et Arabi, tractanti del rectificar delle medicine, delle medicine simplice, delli electuarii, delle specie oppiate, delle medicine solutive del corpo, delle condite, spartito in quattro libri. Revisto da Cesare Arrivabeno.* 4 leaves, 113 leaves, 1 leaf. Printer's device and numerous nice woodcut initials. *Folio.* Vellum. Venice, Cesare Arrivabene, 1521. Frs. 85.—

Choulant, Handbuch, p. 358. Gamba, 674.

Very rare edition of Mesue in Italian, beautifully printed in two cols. — Some stains.

268. **LA METTRIE, M. de.** *Nouveau traité des maladies vénériennes.* 6 leaves, 240 pp. 8vo. Old calf. Paris, 1739. Frs. 18.—

269. **MIZAULD (Mizaldus), Antoine.** *Alexipeus seu auxiliaris et medicus hortus rerum variarum et secretorum remediorum.* 12 leaves, 108 pp., 5 leaves. — *Artificiosa methodus comparandorum hortensium fructum, oleorum, etc.* 8 and 40 leaves. *Hortorum secreta,*

Prices in Swiss Francs including all incidental export expenses.

cultus et auxilia amoenae voluptatis. 8 and 132 leaves. *Three different works*. Printer's device. 8vo. Vellum. Paris, 1574-75. Frs. 50.—

Collection of three works by Mizauld, belonging to *medical botany, pharmaceuticals, wine and its healing powers, etc.*

"Mizaldus was born at Montluçon, studied at Bourges and Paris, where he graduated, and devoted himself to medical practice, in which he acquired much success and renown by the extraordinary cures which he effected" (Ferguson).

270. **MIZAULD, A.** *Opusculum de sena, planta inter omnes quotquot sunt, hominibus beneficentissima et saluberrima.* 19 leaves, 1 blank leaf, 4 leaves. Printer's device. 8vo. Vellum. Paris, Morellus, 1574. Frs. 22.—

Rare booklet, not quoted by Brunet and Graesse. Pritzel 6301 only quotes the 1573 edition. Discusses the following points: the most efficacious parts of the plant as a purgative, its uses in Arab, Greek and Roman medicine, etc.

271. **MIZAULD, A.** *Memorabilium, utilium ac iucundorum centuriae novem, in aphorismos arcanorum omnis generis locupletes.* 16 and 132 leaves. 8vo. Vellum. Paris, Morellus, 1584. Frs. 20.—

Particularly of **pharmaceutical** interest. "Contra oculorum defluxiones aqua vitae quibus convenient, abscessus, inflammationes et hydrope, dentifricium et facies lentiginosa", etc. etc. — Some leaves brownstained, but good copy.

272. **MONARDES, Nicolas.** *De simplicibus medicamentis ex occidentali India delatis, quorum in medicina usus est.* C. *Clusio* interprete. 88 pp., 4 leaves. *With several woodcuts (plants) in the text.* Plantin's device. 8vo. Old vellum. Antwerp, Plantin, 1574. Frs. 80.—

Rare first Latin edition. Pritzel 6366. Palau y Dulcet V, p. 211.

"Monardes's work, which is the **earliest "American" herbal**, was translated into Latin by no less a botanist than Charles del'Escluse, and into Italian, Flemish, French and English. Monardes tells us of various herbs and gums brought from the New World, and of what the herbalists had been able to learn of their medicinal virtues. He writes of Copall, Anime, Tacamahaca, Balsamo, Guaiacum, etc. One of the most interesting accounts is of Mechoacan" (Rhode, *Old English Herbals*). — Slightly browned, but nice copy.

273. (**MONGINOT, Francois de**). *De la guérison des fièvres par le quinquina.* 146 pp., 1 leaf. 12mo. Calf. Paris, 1680. Frs. 12.—

Barbier II, 577. Early book on healing of fevers with *Cinchona* or *Peruvian bark*, introduced into Europe from South America by the Countess Cinchon in 1640.

274. **MONRO, Donald.** *Praelectiones medicae ex Cronii Instituto annis 1774 et 1775 et Oratio anniversaria ex Harvei instituto habitae Octobris 18va 1775 in theatro Collegii Regii Medicorum Londinensium.* 4 leaves, 199 pp. — **MUSGRAVE, Samuel.** *Gulstonian lectures read at the College of Physicians I. On the Dispnoea. II. On the pleurisy and peripneumony. III. On the pulmonary consumption.* 4 leaves, 124 pp., 2 leaves. The two works bound together. 8vo. Half calf. London, 1776-1779. Frs. 45.—

I: Contains two chapters *De motu cordis et sanguinis, De modis, quibus renovatur sanguinis motus.* *The Oratio Harveiana* gives a good biography of *Harvey* and numerous others important members of The College of Physicians. — Scarce.

275. **MONTUUS**, Hieronymus (Jérôme de Monteux). **Dialexeon medicinalium libri duo.** Ad. quae ad rationalis medici disciplinam pertinent, libellus. 4 leaves, 184 pp., 12 leaves. With nice woodcut initials. Device on title. Small 4to. Modern calf. Lyons, M. Parmanierius, 1537. Frs. 50.—

Scarce. Montuus practised at Montpellier; he was physician in ordinary to King Henri II. Confer for other particulars on Monteux, Terrebasse, Vie de Monteux, 1889.

Contains a remarkable chapter on **syphilis**, p. 87 ff., not mentioned by Proksch. We also mention: Super Arabum mumia, super lichene herba, de enematum usu in calculi curatione, etc. Monteux (also in this work) was a great antagonist of Fuchs. — First and last leaves stained, besides fine copy.

276. **MONTUUS**, H. **Opuscula juvenilia. Viator sive itinerarium.** — De admirandis facultatibus, etc. *Five parts.* 32, 56, 56, 38 pp., 1 leaf, 122 pp., 9 leaves. *Each part with different title border. Pretty large woodcut initials on criblé ground. Full-page coat of arms.* Printer's device (repeated). 8vo. Modern calf. Lyons, Jean de Tournes and Guillaume Gazeau, 1556. Frs. 35.—

We mention: Amuletum. Annuli miram vim habentes. Cometarum formae. Comitialis morbus. Pestis. Somniantes. Etc. — Slightly browned.

277. **MONTUUS**, H. **Compendiolum curatricis scientiae longe utilissimum.** Ad. Sylloge de purgationibus. 254 pp. and 3 leaves. *Border around the title.* 8vo. Modern vellum. Lyons, 1556. Frs. 15.—

First edition. — Margins slightly shaved by the binder's knife.

278. **MORGAGNI**, G. B. **Adversaria anatomica omnia.** 6 books in one vol. *With fine engraved frontispiece enclosing the author's portrait, 11 well engraved plates and vignette on the title of each vol.* Small folio. Old vellum. Padova, 1717-19. Frs. 35.—

Rare edition of this standard work of anatomy.

Except a few browned leaves fine and large copy with the excellent engravings.

279. **MORGAGNI**, G. B. **Opuscula miscellanea.** *Three parts.* 4 leaves, 120, 75 and 84 pp. *With engraved vignette on each part.* Folio. Orig. boards. Venice, 1763. Frs. 22.—

Contains tracts on gall-stones, varices of the vena cava, calculi, etc., besides several writings on classical and literary subjects, e. g. letters to Lancisi on the manner of Cleopatra's death, etc.

280. **MORGAGNI**, G. B. **De sedibus et causis morborum per anatomen indagatis.** 2 vols. I: 2 leaves, 143 pp., 222 pp., 2 leaves, 310 pp.; II: 1 leaf, 442 pp., 1 leaf, 351 pp. 4to. Old boards. Louvain, 1766. Frs. 60.—

Good edition of this standard work.

"The De sedibus et causis morborum constitutes the true foundation of modern pathologic anatomy". Morgagni made pathology a genuine branch of modern science.

281. **MORGAGNI, G. B.** In Corn. Celsum et Ser. Samonicum epistolae decem. 4 leaves, 336 pp. 8vo. Old vellum. Padova, 1750. Frs. 14.—



MORGAGNI (1682-1771).

282. (**MORGAGNI**). **MOSCA, Giuseppe.** Vita di Giovambattista Morgagni. 6 leaves, 128 pp. *With Morgagni's portrait.* 8vo. Original boards. Naples, 1764. Frs. 25.—

This biography on Morgagni is written to his lifetimes by a well known Italian physician.

Prices in Swiss Francs including all incidental export expenses.

283. **NUCK**, Anton. *Adenographia curiosa et uteri foeminei anatome nova. Acc. de motu bilis circulari.* 8 leaves, 152 pp., 14 leaves, 64 pp. *With frontispiece showing an operation and 11 folding copper-plates.* 8vo. Old calf. Leyde, 1696. Frs. 50.—

Nuck's classical account on glands.

Nuck (1650-92) was first reader of anatomy and surgery at the Hague, and then in 1687 professor at Leyden. "He injected blood vessels with mercury. By mixing this with lead or tin he was able to obtain a solid amalgam. Natural models of glands and of the lymphatic system could thus be obtained. He is commemorated in the canal of Nuck" (De Lint). — Partly browned.

284. **NUCK**, A. *Operationes et experimenta chirurgica.* 2 leaves, 170 pp., 5 leaves. *With engraved frontispiece and four engraved plates showing surgical instruments.* 8vo. Old calf. Leyde, 1733. Frs. 35.—

The present volume contains some of Nuck's best works. Deals mainly with **dentistry**. "De dentium extractione; de dentium mobilitate, casu et dentibus artificialibus; de aurium chirurgia; de oculo artificiali; de sanguinis transfusione, de aure perforanda", etc. — Nice copy.

285. **PALMARIUS** (Paulmier), Julius. *De morbis contagiosis libri septem.* 4 leaves, 443 pp. 4to. Old calf. Paris, Du Val, 1578. Frs. 65.—

Proksch I, 105. Brunet IV, 328. **First edition.**

"Cet ouvrage dans lequel l'auteur traite de la maladie vénérienne, de l'éléphantiasis, de l'Hydrophobie et de la peste, a eu du succès et est encore assez recherché".

The first two books deal entirely with **syphilis** (165 pp.). — **Rare.**

286. **PALMARIUS**, J. *De morbis contagiosis libri septem.* 8 leaves, 552 pp., index. 8vo. Calf. The Hague, 1664. Frs. 24.—

Confer the preceding item.

287. **DEL PAPA**, Giuseppe. *Della natura dell'umido e del secco.* 220 pp. *With two copperplates.* 4to. Original vellum. Florence, 1681. Frs. 12.—

Two leaves repaired.

288. **PARACELSUS**, Aurelius Phil. (Bombast ab Hohenheim). *De tartaro libri septem. Opera Adami a Bodenstein.* 8 leaves, including Paracelsus' portrait, 452 pp., 5 leaves. Basel, Petr. Perna, 1570.

Bound up with;

PARACELSUS. *Centumquindecim curationes experimentaque. Acc. quaedam Isaaci Hollandi de opere vegetabili et animali.* 8 leaves, 166 pp., 1 blank leaf. *Adiuncta Practica Philippi a Rovillasco.* With diagram on the title-page. (Lyons), J. Lertout, 1582.

Two different works. 8vo. Original limp vellum. Frs. 120.—

I: Sudhoff 126.

II: Sudhoff 190. First edition of the "Curationes". For the dubious authorship of Paracelsus confer Sudhoff. Especially of **alchemistical** interest. The writings by Isaac Hollandus and Philipp Rouillac deal with the lapis philosophorum et quinta essentia.

At the end a third work by Paracelsus, *De vita longa*, 1562, which wants four leaves at the end. Some waterstains.

289. **PARACELSUS**. *Archidoxorum, seu de secretis naturae mysteriis libri decem*. Acc. libri duo, unus de *Mercuriis metallorum*, alter de *quinta essentia*. Manualia item duo. 12 leaves, 415 pp. 8vo. Old limp vellum. Basel, Petrus Perna, 1582. Frs. 70.—

Partly browned, besides good copy of this early edition.

290. **PARÉ**, Ambroise. *Opera*. Latinitate donata, Jacobi Guillemeau, labore et diligentia. 6 leaves, 864 (884) pp., 12 leaves (last blank). *With fine woodcut portrait of the author and over 300 highly interesting woodcuts in the text; printer's device*. Folio. Vellum. Paris, Jacques Dupuis, 1582. Frs. 125.—

First Latin edition.

This first Latin translation was issued whilst Paré was still living. It is considered the third edition of his "Oeuvres", and includes, besides his surgical work, all his other writings except his treatise on his voyages which appeared only in 1585.

Of the 27 works enumerated in the table we mention the following ones: *Via ad chirurgiam compendiaria*. De humani corporis anatome (with good copies of Vesalian figures). De vulneribus igniariis machinis et telorum illis. De fracturis (with figures of bandages, reducers, etc.). De luxationibus (with woodcuts illustrating operations). De venenis. De lue venerea. De hominis generatione (with foetus figures). De deficientium supplemento (with pictures of artificial limbs, eyes, teeth). De multis quae chirurgia curantur affectionibus (with numerous figures of surgical instruments). De monstris et prodigiis. De distillationibus (with several woodcuts of distilling apparatus). Etc. Etc.

Title-page and one leaf of the text loose and stained, somewhat brown-stained as usual, 20 pp. of the text missing, besides that a well preserved copy. Complete copies of this edition are prized from 500 to 600 Swiss Francs. — See reproduction p. 56.

291. **PARÉ**, A. *De chirurgie ende opera van alle de Wercken, raedt ende opperst Chirurgijn van vier Koningen in Vanckrijk. Uyt de Francoysche in de Nederlandtsche sprake door C. Battum*. 6 leaves, 936 (instead of 940) pp., 6 leaves. *With hundreds of fine woodcuts* (instruments, anatomic details, bandages, splints, operations, abnormalities, animals, plants, etc.). Folio. Old calf (back damaged). Vlissingen, Picq, 1655. Frs. 80.—

Rare Dutch edition of the Opera Omnia. Contains not only Paré's surgical work, but also his other works. Rare like all copies of Paré's works, — Pages 385-388 wanting. — A few leaves loose, but a good copy of this work which as a rule is imperfect. — See reproduction p. 56.

292. **PAULUS OF AEGINA**. *Medicinae totius enchiridion*. Albano Torino interprete. 34 leaves, 767 pp. 8vo. Old vellum. Basel, Oporinus, 1551. Frs. 55.—

Choulant p. 142. — *Good edition of this classical work*. Paulus of Aegina (beginning of 7th century) enjoyed great fame as surgeon and obstetrician and the sixth book of his work "**De chirurgia**" was the standard work of this subject up to the time of Albucasis, who indeed drew upon it for most of his information. He gives the fullest account we have of the **eye surgery and military surgery** of antiquity. — Fine copy, only one corner of the binding gone.

Prices in Swiss Francs including all incidental export expenses.

293. **PAULUS OF AEGINA.** *Opera.* A *Ioanne Guinterio Andernaco* conversa et illustrata commentariis. Adiecta sunt annotationes *J. Goupyli.* 8 leaves, 846 pp., 32 leaves. Printer's device. Stout 8vo. Nice calf binding. Lyons, Ph. Rollet, 1551. Frs. 45.—

Choulant, Handbuch, p. 142. The text of this edition is improved by the translator, Günther of Andernach, and contains also for the first time his extensive and esteemed commentary. — Nice copy.



PARÉ, 1582, 1655, nrs. 290, 291.

294. **(PEDIATRICS).** *Discorsi due sopra le fasce de' bambini.* 55 pp. *With a few curious vignettes showing babies in their cribs, child's chairs, etc.* 16mo. Unbound. Venice, 1764. Frs. 30.—

Uncommon Italian work for and against the treatment of babies in long clothes. — Short margins.

295. **PETER OF ABANO.** *Conciliator controversiarum, quae inter philosophos et medicos versantur. Libellus de venenis. Petri Cararii quaestio de venenis ad terminum. Symphoriani Champerii in*

Prices in Swiss Francs including all incidental export expenses.

conciliatorem cribrationes. 8 and 289 leaves. With large printer's device (repeated). Folio. Old vellum. Venice, Giunta, 1548. Frs. 65.—

Rare. The "Conciliator" of Peter of Abano, the great "Lombard", who as the title of his work implies, tried to reconcile the views of the Arabists and Grecians, marks the rise of the rival school of Padua as a center of medical dialectics, of which Thaddeus Alderotti and Peter of Abano were the patterns for a century. The "Conciliator" consists of 210 moot-points to be resolved by dispute, which became the fashion for students' dissertations and disputations even beyond the seventeenth century. Peter's *Libellus de venenis* is one of the earliest, important treatises on **toxicology**. — Slight water-stains in the right-hand-margins of last leaves, but very good, tall copy. On the title: "Monast. B. M. Albo-mantellorum ord. S. Benedicti Congreg. S. Mauri".

296. **PEZOLD**, Kaspar. *Observationes medico-chirurgicae selectiores*. 4 leaves, 200 pp. *With a few cuts in the text*. 8vo. Old calf. Breslau, 1715. Frs. 12.—

Contains about hundred surgical observations. We mention: "Ophtalmia menstrua post retropulsa ulcera capitis, tubercula faciei diversi coloris menstrua, phtysici anatome", etc. — Browned.

297. **(PHARMACEUTICS)**. *Catalogues des remèdes*. 72 pp. 8vo. Unbound. Paris, 1765. Frs. 14.—

"Eau thériacale, ipécacuana, quinquina, baume de **Canada**, baume du Pérou, huile de camphre teinture d'opium", etc. — Contains also *cosmetical recipes*.

298. **PIGRAY**, Pierre. *Epitome des preceptes de médecine et chirurgie avec ample déclaration des remèdes propres aus maladyes*. 4 leaves, 766 pp., index. *With engraved title and the fine portrait of the author engraved by Th. de Leu*. 8vo. Calf. Paris, 1609. Frs. 12.—

Pigray was a well known physician and pupil of Paré. We mention: "Des playes en général, et en particulier, des ulcères, des maladies contagieuses, des médicaments" etc. — Slightly shaved by the binders knife. Last leaf repaired.

299. **PINAEUS**, Severinus. *De virginitatis notis, graviditate et partu*. L. Bonaciolus, *de conformatione foetus*. Plater, *de origine partium*. **Gassendi**, *De septo Cordis pervio*. 4 leaves, 183 pp., 1 leaf, 272 pp. and index. *With engraved frontispiece, 3 peculiar folding plates and cuts in the text, all of embryological interest and folding tables*. 16mo. Vellum. Leyde, 1639. Frs. 50.—

Good edition of this famous work on the **anatomical signs of virginity**, together with other interesting treatises of obstetrical and embryological interest. Complete copies, with all figures, as ours, are rarely to be found (several editions of this book were confiscated).

The treatise by **Gassendi**, contained in the above collection, is of interest and a very early contribution to the **history of Harvey's discovery**. "Gassendi concurred with Folio in his views, and by a variety of arguments and objections, strove to damage, and did temporarily damage, the Harveian doctrine. Folio, having met with one of those abnormal instances of pervious foramen ovale in a adult, immediately and without looking farther, jumped to the conclusion that the anomalous structure he had lighted on was natural, and that the blood passed in all cases by the route he proclaimed, from the right to the left side of the heart" (Willis). This mistake was only corrected by Domenico de Marchettis in his *Anatomia* (Padova, 1652). — See reproduction p. 58.

300. **PINAEUS, S.** *De virginitatis notis, graviditate et partu. Ludovicus Bonaciolus, de conformatione foetus. Plater, de origine partium. Gassendi, de septo cordis pervio, etc.* 394 pp. and index. *With the same illustration as in the preceding edition.* 16mo. Marbled calf, back gilt. Amsterdam, 1663. Frs. 40.—

Another edition with the same illustration. Confer the preceding item. — See reproduction below.



PINAEUS, 1639, 1663, nrs. 299, 300.

301. **PISONE, Carolus.** *Selectionum observationum de praetervis hactenus morbis affectibus que praeter naturam ab aqua, seu serosa colluvie et diluvie ortis liber singularis.* 14 leaves, 452 pp., 2 leaves. *With arms on title page.* 4to. Modern vellum. Pont-a-Mousson, Ch. Marchant, 1618. Frs. 22.—

One of the earliest books printed at Pont-a-Mousson. Marchant worked in this city from 1616-22. We mention: "Morbi capitis interni a colluviae serosa, morbi thoraci interni ab illuviae serosa, etc. — Lower right-hand-margins wormed throughout and repaired, stains on margins. — Rare.

Prices in Swiss Francs including all incidental export expenses.

302. **PORTA, G. B. *Phytognomonica***, in quibus nova methodus affertur qua plantarum, animalium, metallorum.... quivis abditas vires assequatur. 8 leaves, 552 pp. *With a multitude of large woodcuts, partly of full-page size, showing finely executed cuts of plants, and heads of human beings and animals.* Large 8vo. Vellum, with gilt ornaments in the centre. Frankfurt, Wechel and Fischer, 1591. Frs. 75.—

Pritzel 7273. Second, augmented edition, preferable to the first and more exact. A particular work on the relationship between the exterior and the organic life of plants, human beings and animals, explained and illustrated by a great number of woodcuts. Porta, a precursor of Lavater in estimating human character by the features, was in botany the first ecologist, grouping plants, in his *Phytognomonica*, according to their geographic locale and distribution. — *See reproduction below.*



PORTA, 1591, nr. 302.

303. **PRATENSIS (a Pratis), Jason. *De uteris libri duo***. 8 leaves, 297 pp. — *De arcenda sterilitate et progignendis liberis*, liber unus. 6 leaves, 216 pp. — *De pariente et partu liber*. 2 leaves, 110 pp., 1 leaf. *Three works in one vol.* 16mo. Vellum. Amsterdam, Blaeu, 1657. Frs. 28.—

Collection of the three principal works by this author on *gynaecology and obstetrics*. — Several leaves waterstained, but good copy.

Prices in Swiss Francs including all incidental export expenses.

304. **PRIMEROSE**, James. *De mulierum morbis et symptomatis libri quinque*. 4 leaves, 390 pp., 3 leaves. 4to. Calf. Rotterdam, 1655. Frs. 16.—

Good obstetrical work.

305. **PRIMEROSE**, J. *Traité sur les erreurs vulgaires de la médecine*, par M. de Rostagny. 14 leaves, 860 pp. 8vo. Calf. Lyons, 1689. Frs. 25.—

Good French translation of this well known work.

306. **QUATTRAMI**, da Gubbio. *Tractatus perutilis ad Theriacam mitridaticamque antidotum componendam*, in quo habentur solutiones tot controversiarum que inter celeberrimos viros adhuc viguere circa ea omnia e quibus antidota ipsa conficiuntur, etc. 4 leaves, 186 pp., 7 leaves. Printer's device. 4to. Vellum (binding damaged). Ferrara, 1597. Frs. 45.—

First edition of an early and rare work (unknown to Pritzel) on **Theriacs**, **balsam plants** and many exotic **medical drugs**, especially such **imported from the New World**, together with the preparation of these remedies and their medical use. The first part of this work deals with theriacs, the second: "De carpobalsamo et xilobalsamo, de pipere albo nigro (pepper), de costo vero et falso, etc. — **Rare**.

307. **QUILLET**, Claude. *Callipaedia, seu de pulchrae prolis habendae ratione*, poema didacticon, cum uno et altero eiusdem authoris carmine. 8 leaves, 94 pp., 1 leaf. 8vo. Vellum. Paris, 1656. Frs. 30.—

Brunet IV, 1018. Rare second edition (first edition published in France).

The *Callipaedia* of the Abbé Claude Quillet denounced conventional marriages and was, in some way, a **pioneer work in eugenics**. The first two books of this work deal with sexual life in general, the third with obstetrics. — Top margins of first leaves stained, browned.

308. **RAMAZZINI**, Bernardino. *Opera omnia, medica et physiologica*, in duos tomos distributa. Two parts. 4 leaves, 328 pp., 25 pp., 6 leaves, 38 pp., 1 leaf, 228 pp., 10 leaves. *With five plates*. 4to. Original vellum. Naples, 1750. Frs. 30.—

Good edition of the *Opera omnia*. Contains also the "De morbis artificum diatriba". This work opened up an entirely new department of modern medicine, the diseases and hygiene of occupations. Ramazzini was the first after Paracelsus to call attention to such conditions as stone-mason's and miner's phtysis, the vertigo and sciatica of potters, the eye-troubles of gilders, printers, and other occupations. He was a good epidemiologist.

309. **REDI**, Francesco. *Esperienze intorno a diverse cose naturali e particolarmente a quelle che ci son portate dall'Indie*. 7 leaves, 125 pp. *With 6 copper-plates*. Naples, 1687. — Redi, *Fr. Osservazioni intorno alle vipere*. 5 leaves, 240 pp. Naples, 1687. — Redi, *Fr. Bacco in Toscana*, colle annotazioni. 6 leaves, 304 pp. Naples, 1687. *Three works bound together*. 8vo. Old vellum. Frs. 32.—

I: This work deals especially with exotic plants. The plates represent the peppertree, vanilla, Chinachina, etc. One leaf (only of the preface) seems to be wanting. — The third work badly bound, but complete.

310. **DE REYNAL, M.** Méthode résolutive de guérir la vérole, et les gonorrhées virulentes avec le differens accidens qui accompagnent ces maladies, à l'usage des hôpitaux. 80 pp. 8vo. Wrappers. Paris, 1763. Frs. 22.—

Treats of **small-pox** and **venereal diseases**. "Cure de la vérole unique, bubons vénériens, ou poulains, chancres vénériens, poireaux, verrues et condilomes des parties génitales, crêtes, fics, ragades ou fentes de l'anus" etc.

311. **RICETTARIO DI GALENO** optimo e probato a tutte le infirmità che accadeno a huomini e a donne di dentro e di fuori li corpi. Con rimedio de conservar la sanità et prolongar la vita: con molte ricette contra la peste et altre cose nove agionte. Tradutto in volgare per Maestro Zuane Saracino. 63 leaves. *With fine woodcut on the title (84 x 75 mm., representing the healing of a sick by three physicians), a large woodcut in the text (Zodiac manikin) and large printer's device.* Small 8vo. Boards. Venice, Bindoni and Pasini, 1535. Frs. 85.—

Rare and early edition of that popular collection of recipes often reprinted during the 16th century. This edition is especially valuable, as containing several additional recipes and remedies against plague, syphilis, etc., which are not found in the previous editions. — Brownd and stained in places as usual.

312. **RIOLANUS, Jean et Bertotius.** Methodus generalis bene medendi. Ad. D. Jacobi a Partibus summula alphabetica morborum ac remedium ex libris Mesuae excerpta. 166 pp. 8vo. Calf. Lyons, 1589. Frs. 12.—

313. **RIOLAN, J.** Universae medicinae compendia. Methodus medendi. *Three parts.* 175, 3, 6, 72, 2, 186, and 2 leaves. With printer's device (repeated). 8vo. Vellum. Paris, 1598. Frs. 22.—

Contains a. o. a chapter on *syphilis* (de lue venerea, leaves 65-67), the healing of this disease with guaiac, etc.

314. **RIOLAN, J.** Praelectiones in libros physiologicos et de abditis rerum causis. Acc. opuscula quaedam philosophica. 240 pp. 8vo. Paris, 1602.

Bound up with:

Same author. Ad Libavi maniam, responsio contra alehymiam lata. 184 pp., 1 leaf, 250 pp., 1 leaf. 8vo. Paris, 1606.

The two works in one vol. Vellum. Frs. 26.—

The second work is an attack against the theories of the well known alchemist Libavius.

315. **ROBERTUS, Johannes, Societate Jesu.** Curationis magneticae et unguenti armarii magica impostura demonstrata. Modesta responsio ad perniciosam disputationem Jo. Bapt. ab Helmont, contra eundem Roberti conscriptam. 4 leaves, 100 pp., 1 leaf. 8vo. Vellum. Luxembourg, H. Reuland, 1621. Frs. 60.—

Caillet III, 9497. "Controverse célèbre à laquelle ont pris part Goelenius et Van Helmont".

This book on the **magnetic cure of wounds**, containing a violent attack against Helmont's theories and discoveries on this subject, is **very scarce**.

The magnetic cure of wounds originated with Paracelsus, and was exploi-

ted in 1608 by Rudolph Goelenius, one of his followers, in the tract, *De magnetica curatione vulneris*. The treatment consisted in anointing the weapon which had inflicted the wound with the unguentum armarium, of the patient's blood and human fat, the wound itself being wrapped in wet lint. This doctrine was supported by Fabry van Hilden, Fludd and van Helmont (1621).

316. **ROBLEDO**, Antonio Diego de. *Compendio cirurgico. Y anadidos quatro tratados: De tumores parvos, de fracturas en general, de dislocaciones de fuentes y sedales, y diversidad de actuales cauterios que en la operacion de la cirurgia se deve executar. Dirigido al Apostol de las Indias, San Francisco Xavier.* 4 leaves, 412 pp., 5 leaves. Folio. Old vellum. *Barcelona*, Figuerò, 1702. Frs. 30.—

"De las ulceras (7. and 8. book, ulceras de las partes pudendas del femineo sexo)", etc. — Very waterstained in places. Rare.

317. **ROCHAS**, Henry de. *La vraye anatomie spagyrique des eaux minerales et de toutes les choses qui les composent avec leurs qualitez et vertus.* Two parts. 1 leaf. 302 pp., 8 leaves, 180 pp. 8vo. Vellum. *Paris*, 1637. Frs. 25.—

Very extensive work on the medical properties of mineral waters dealing also mainly with **alchemy**. We mention: "Des eaux souldphreuses, vitrioleuses alumineuses, nitreuses, ferrugineuses", etc. — *Rare*.

318. **ROCHAS**, H. de. *Examen ou raisonnement sur l'usage de la saignée. La philosophie hermetique.* 110 pp., 1 leaf. 8vo. Half vellum. *Paris*, 1644. Frs. 15.—

319. **RONDELETIUS**, Gulielmus. *Methodus curandorum omnium morborum. De dignoscendis morbis, de febribus, de morbo Italico, de pharmacopolarum officina*, etc. 12 leaves, 328 and 335 leaves. 8vo. Old calf (binding worn). *Paris*, 1575. Frs. 30.—

Rondelet (1507-66), a friend of Rabelais, was professor of anatomy at Montpellier. The last part of the second work contains a compendious treatise (230 leaves) on **pharmaceutics**. Besides we mention the book on *syphilis*, its healing (with Guaiac). — *Rare*.

320. **RÖSSLIN**, Eucharius. *Der Swangern Frawen und hebammen Rosegarten.* Facsimile of the original edition of 1513 in phototype (110 pp.) with an introduction by prof. Gustav Klein (in German) and an appendix of 15 phototyped plates. 8vo. Wrappers. *München*, 1910. Frs. 5.—

321. **ROUSSET**, Francois. *Foetus vivi ex matre viva sine alterutrius vitae periculo caesura, G. Bauhino reddita. Adi. J. Albosii foetus per annos 28 in utero lapidefacti historia.* 12 leaves, 286 pp., 4 leaves. *With several woodcuts in the text.* 8vo. Vellum. *Basel*, Waldkirch, 1591. Frs. 50.—

Scarce. Rousset was surgeon to the Duke of Savoy and he practised in *Paris*. He was amongst the first to practise abdominal surgery and performed fifteen **Caesarean sections** successfully. Our edition is translated and annotated by Bauhinus. At the end a treatise on a petrified embryo by Albosius. — *Very waterstained and browned*, a few leaves wormholed. *Without the folding plate* occurring in this edition. Complete copies are prized 200 Swiss Francs.

322. **RUDIUS**, Eustachius. *De tumoribus praeter naturam libri tres.* 4 leaves, 128 pp. Printer's device. 4to. Vellum. Venice, 1600.

Frs. 12.—

Deals mainly with abscesses, — Some leaves waterstained.

323. (**SALERNO**, School of). *De conservanda bona valetudine, cum Arnoldi Novicomensis enarrationibus utilissimis.* 12 leaves, 271 and 4 leaves. Printer's device. 16mo. 18th cent. calf. Venice, Petrus Marinellus, 1587.

Frs. 30.—

324. (**SALERNO**, SCHOOL OF). Martin, Louis. *L'escolle de Salerne en vers burlesques. Poema macaronicum de bello Huguenotico.* 10 leaves, 74 pp., 1 leaf. *With Martin's portrait*, engraved by Jean Henault. 4to. Old limp vellum. Paris, 1650.

Frs. 45.—

Rare edition of that famous French parody on the Regimen Sanitatis. — Several leaves somewhat waterstained, besides fine copy with wide margins.

325. (**SALERNO**, SCHOOL OF). Martin, Louis. *L'escolle de Salerne en vers burlesques. Poema macaronicum de bello Huguenotico.* 10 leaves, 74 pp. *With Martin's portrait*, engraved by Jean Henault. 4to. *Fine modern morocco binding, gilt edges, gilt dentelles.* Paris, Henault, 1652.

Frs. 40.—

Very fine copy of another uncommon edition. Slight repairs on last two leaves. The last leaf bearing the printer's approbation, seems to be wanting.

326. **SANDIFORT**, Ed. *Thesaurus dissertationum. Two stout vols.* 8 leaves, 572 pp.; 8 leaves, 575 pp. *With 19 folding copper-plates relating to anatomy, monsters, botany etc.* 4to. Original calf, gilt back. Rotterdam, 1768-69.

Frs. 36.—

We quote the following headings: *De epiphysium ad ossium diaphysi diductione. De cortice peruviano. De succino. Observationes anatomicae. Cotonni, de aquaeductibus auris humanae. Dahl, de humeri amputatione. Tissot, de variolis. Curtius, de monstro humano. Wilcke, de angina infantium. Baker, de catarrho et de dysenteria Londinensi. Ramsay, de bile. Etc. Etc.* — Fine copies.

327. **SANDIFORT**, Ed. *Exercitationes academicae.* 3 leaves, 150 pp., 1 leaf. *With seven copperplates.* 4to. Original wrappers (one cover loose). Leyde, 1783.

Frs. 22.—

"Sandifort, like Albinus, directed his efforts to the development and perfection of anatomic drawing; most of his works pertain to pathologic anatomy" (Choulant-Frank).

328. **SCARPA**, A. *Saggio di osservazioni e d'esperienze sulle principali malattie degli occhi.* 7 leaves, 278 pp., 1 leaf. *With three copper plates.* Small folio. Original boards. Pavia, 1801.

Frs. 22.—

Scarpa's important work on eye-diseases. — The portrait missing as in most copies. Besides fine, complete copy.

329. **SCHENCKIUS**, Joan. a Grafenberg. *Observationum medicarum rararum liber quintus, de partibus externis.* 8 leaves, 412 pp. and index. 8vo. Vellum. Freiburg, 1596.

Frs. 10.—

"De tumoribus, de vulneribus, de gemellis connatis", etc. — Waterstained.

330. **SCHENCKIUS, J.** *Observationum medicarum rararum, liber septimus, de venenis.* 8 leaves, 470 pp. and index. 8vo. Vellum. Freiburg, 1597. Frs. 20.—

The observations are all published separately. Interesting work on **toxicology**. Deals mainly with drugs **imported from America**. "De aere et aquis vel natura vel aliter venenatis, de vino cerevisia et glacie, de contactu venenato, effectus et consequentia venenorum, etc." — Browne.

331. **SCHEUNEMANN, Henning.** *Hydromantia Paracelsica, hoc est discursus philosophicus de novo fonte in Saxonia electorali circa oppidum Annebergam reperto, olim S. Annae fons dicto.* 6 leaves, 114 pp. Printer's device. 4to. Vellum. Frankfurt, 1613. Frs. 14.—

The author was a great admirer of Paracelsus. Deals with hydrotherapeutics. — Browne.

332. **SCULTETUS, (Schultes) Johannes.** *Armamentarium chirurgicum.* 8 leaves, 318 pp., 9 leaves. *With engr. front. and 44 excellent plates.* 8vo. Vellum. Venice, 1665. Frs. 60.—

Johann Schultes (1595-1645), called Scultetus, is famous as one of the great illustrators of surgery and surgical instruments. His *Armamentarium chirurgicum* gives us a good side-light on the operations of the time through its interesting plates, representing such procedures as amputation of the breast, reduction of dislocations, passage of sounds, forceps delivery, etc. — Fine copy.

333. **SCULTETUS, (Schultes), Johannes.** *L'arcenal de chirurgie.* 10 leaves, 386 pp., index. *With engraved frontispiece and numerous engravings in the text.* 4to. Calf. Lyons, Cellier, 1675. Frs. 45.—

Good French edition. Confer the preceding item.

334. **SEBIZIUS, Melchior.** *Historia memorabilis de foemina quae ventrem supra modum tumidum atque distentum ultra decennium gestavit, et tum ea hydrope uterino, tum molis carnosae 76, tum ea hydropis specie conflictata fuit, quae Ascites dicitur.* 31 leaves. *With three engraved plates.* 4to. Vellum. Strassburg, 1627. Frs. 18.—

Melchior Sebiz is also known for his book "De notis virginitatis". Description of a very strange medical case. — A few short margins. Browne throughout.

335. **SICARD, Roch-Ambroise, Cucurron, Abbé.** *Cours d'instruction d'un sourd-muet de naissance, pour servir à l'éducation des sourd-muets, et qui peut être utile à celle de ceux qui entendent et qui parlent.* 5 leaves, 60 pp., 581 pp., 1 leaf. *With 8 highly interesting copper-plates teaching the deaf and dumb alphabet, etc.* 8vo. Original boards. Paris, 1800. Frs. 45.—

First edition of one of the very first books of importance on deaf and dumb.

Sicard was the successor of the pioneer of deaf-mute instruction in France, the Abbe C. M. de l'Epée (see nr. 135 of our catalogue). Sicard is said to have completed his unfinished dictionary of deaf and dumb signs and really succeeded far better in training the minds of deaf-mutes.

336. **SMELLIE, W.** *Traité de la theorie et pratique des accouchemens, auquel on a joint le secret de Roonhuisen, dans l'art d'accoucher.* 4 vols. *With one folding plate and 39 engraved plates.* 8vo. Old calf, back gilt. Paris, 1771. Frs. 40.—

Smellie was one of the most eminent obstetricians of all times. "William Smellie learned his obstetrics in Paris, and, settling in London in 1739, conceived the idea of teaching the subject at his own house. He acquired a large practice, and to him William Hunter came as resident pupil in 1741. Smellie introduced the steel-lock forceps and the double curved forceps" (Garrison).

337. **SOEMMERRING, Samuel Thomas von.** *Dissertatio inauguralis anatomica de basi encephali et originibus nervorum cranio egredientium.* 4 leaves, 184 pp. *With four copper plates.* 4to. Wrappers. Göttingen, 1778. Frs. 40.—

"*Soemmering's inaugural dissertation*, written at Wrisberg's instance, and of lasting anatomic value. The plates in quarto are drawn by Soemmering and engraved by C. Chr. Glassbach. The second is an outline plate, all the others are finished. The last plate is a profile cross-section of the brain, the first three plates are representations of the base of the brain and the nerves arising there" (Choulant-Frank p. 304). — Fine copy.

338. **SOEMMERING, Detmar Wilhelm.** *De oculorum hominis animaliumque sectione horizontali commentatio.* 78 pp., 3 leaves. *With four copperplates (one coloured).* Folio. Original boards. Göttingen, 1818. Frs. 24.—

Dissertation to a doctor's degree of Soemmering's son, an enlargement of the father's work on the same subject.

339. **SPACHIUS, Israel.** *Gynaeciorum sive de mulierum tum communibus tum gravidarum, parientium, et puerperarum affectibus et morbis libri Graecorum, Arabum, Latinorum veterum et recentium quotquot extant, partim nunc editi, partim vere denue recogniti, necessariis imaginibus exornati, et optimorum scriptorum auctoritatibus illustrati.* 18 leaves, 28, 1080 pp., 17 leaves. *With many woodcuts illustrating the gynecological treatises of Paré, Rueff, Moschion, etc.* Folio. Vellum. Strassburg, 1597. Frs. 80.—

Choulant, p. 420. *Most complete edition of this celebrated collection of gynecological writings.*

The growing interest in diseases of women during the Renaissance period is seen in the huge encyclopedia of gynecology issued by Wolff, which was later enlarged by Bauhin. These two compilations of the best that had been written upon the subject were afterwards reprinted in one vol. by Spach, in 1597. *Spach's edition is rare*, and preferable to the two others, as it contains, viz. Bauhinus, Appendix and **Rousset**, de partu caesareo; **Cordaeus**, in Hippocratis de mulieribus; **Akakia**, de morbis mulieribus; **Mercatus**, de mulierum affectibus. We quote some of the other authors in this collection: Moschion, **Trotula**, Bonaciolus, Sylvius; **Rueff**, Mercurialis, Montanus, **Paré**, Albucasis, Rousset, etc. Several parts printed in the original Greek. — *Lower-right-hand margins of first five leaves (index) gone with loss of a few words otherwise good copy.* Brownd as usual. **Rare.**

340. **SPALLANZANI, Lazaro.** *Fisica animale e vegetabile.* 14 leaves, 312 pp., 396 pp., 488 pp. *Three vols.* 8vo. Vellum. Venice, 1782. Frs. 8.—

Without the three plates.

Prices in Swiss Francs including all incidental export expenses.

341. **STATUTA** facultatis medicinae parisiensis. 190 pp. and index. With engraved frontispiece. 12mo. Calf. Paris, 1696. Frs. 8.—

Former owner's name on title. A few leaves waterstained.

342. **STEPHANUS (ESTIENNE)**, Charles. De nutrimentis ad Baillyum libri tres. 156 pp., 10 leaves. Printer's device. 8vo. Marbled calf, back gilt. Paris, R. Stephanus, 1550. Frs. 25.—

Scarce first edition of this dietetical work. Charles Estienne, the third son of Henri, is especially known as the author of an important treatise on anatomy.

343. **SWALVE**, Bernardus. Querela et opprobria ventriculi naturalia sua sibi vendicantis et abusus tam diaeteticos quam pharmaceuticos perstringentis. 8 leaves, 321 pp. and 5 leaves. With engraved frontispiece. 12mo. Vellum. Amsterdam, 1664. Frs. 12.—

Dietetical work, dealing also with pharmaceutics and chemistry.

344. **SYLVIUS**, Jacobus (Jacques Dubois). Morborum internorum prope omnium curatio brevi methodo comprehensa, ex Galeno et Marco Gattinaria. 89 and 2 leaves. 8vo. Modern vellum, back gilt. Paris, Gazellus, 1545. Frs. 35.—

First edition. The first eminent anatomist of the Paris School was Sylvius (1478-1555). This book ran through 10 editions between 1545-1590. "Cephalogiae pituitosae curatio, opthalmiae curatio, visionis imbecillae curatio, imbecillatis hepatis curatio." etc. — Very wide margins. Interesting contemporary annotations. A few slight waterstains. *Rare.*

345. **SYLVIUS**, Jacobus. Morborum internorum curatio, ex Galeno praecipue et Marco Gattinaria. 245 pp., 1 blank leaf. Printer's device. 16mo. Lyons, Tornaesius, 1548.

Bound up with:

FERNELIUS, J. De vacuandi ratione. 163 pp., 1 leaf. Printer's device. 16mo. Lyons, Tornaesius, 1548.

The two books in one vol. *Very nice original binding, dated 1551, richly tooled pigskin with several ornamental and floral borders.*

Frs. 50.—

I: Confer the preceding item. — Very nice copies in their fine original binding.

346. **SYLVIUS**, Franciscus (Francis de le Boë). Disputationes medicae. Acc. De febribus, et epistola apologetica contra Ant. Deusingium. Two parts. 28 leaves; 227 pp., 2 leaves (blank), 39 pp. 12mo. Original vellum binding, clasps. Leyden, 1664-70. Frs. 25.—

Sylvius, in this work, was the first to distinguish between conglomerate and conglobate glands. — Two leaves waterstained, but good copy. — *Rare.*

347. **SYLVIUS**, (De le Boë). Opera medica. 4 leaves, 934 pp., 13 leaves. With large folding plate showing the excellent portrait of the

Prices in Swiss Francs including all incidental export expenses.

author engraved by van Dalen. Stout 4to. *Pretty contemporary vellum binding*, with ornaments in the centre. Amsterdam, *Elzevir*, 1680. Frs. 40.—

Good edition of the Opera omnia.

Sylvius (1614-72) did for Harvey's ideas what Paré had done for those of Vesalius. As a teacher, he was wonderfully fertile in original ideas about the function of the ductless glands, acidosis, the thermal and tactile senses, etc. He was the first to distinguish between conglomerate and conglobate glands. His best service to medicine was that he took a firm upon the ultimate identity of organic and inorganic processes in chemistry. — *Beautiful copy.*

348. (SYPHILIS). The earliest printed literature on syphilis. (From the years 1495-1498). *Monumenta medica III*. Reproduced in facsimile with an introduction by Karl Sudhoff. (Adapted for English Readers by Charles Singer). With the photolithographed facsimile (350 pp.) of ten of the rarest and most important incunabula together with an introduction (48 pp. with 5 text figures). 4to. Florence, 1925.

Half linen: £ 2/6/— or \$ 10.00 or Swiss Frs. 55.—

Half leather: £ 2/15— or \$ 12.00 or Swiss Frs. 65.—

German edition. Half linen: Swiss Frs. 55.—

Full prospectus with specimen page on request.

349. TABERNAEMONTANUS, J. Th. *Neuw Wasserschatz*, das ist von allen heylsamen metallischen minerischen Bädern und Wassern, auch wie man dieselbigen unnd all metallische Wasser zu mancherley Kranckheiten gebrauchen soll. 8 leaves, 650 pp. 8vo. Original vellum with gilt arms in the centre. Frankfurt, 1584.

Frs. 50.—

First edition. An uncommon and very extensive work on **balneology** by the author of one of the most famous German herbals from these times. The first part treats of hydrotherapeutics in general. Follows descriptions of the medical properties and appropriate dietetical prescriptions of all the known German medicinal baths, a. o.: Renssen, Ems, Spa, Selters, Teynach etc. — Fine copy. **Rare.**

350. (TACUINUS). BUHAHYLYHA BYNGEZLA (Abu Ali Jahiah Ben Isa Ben Dschesla). *Tacuini sanitatis Elluchasem Elimithar medici de Baldath, de sex rebus non naturalibus. Albengnefit, de virtutibus medicinarum et ciborum.* Jac. Alkindus, de rerum gradibus. Tacuini aegritudinum et morborum ferme omnium corporis humani, cum curis eorundem. Buhahylyha Byngezla authore. Tacuinorum tabulae particulares. Two parts. 60 pp., 164 pp., 3 leaves, 90 pp. With 40 delightful woodcuts by Hans Weiditz, *fine border around the title, by Waechtlin, many vignettes and initial letters.* Partly printed in red. Folio. Modern vellum. Strassburg, J. Schott, 1531-32. Frs. 325.—

Schmidt, rép. Strasbourgeois, (Schott), 124. Dodgson II, 147. Choulant, *Bücherk. d. ält. Medizin* p. 368. Vicaire, *Gastronomie*, 323.

First edition. According to Choulant the work was never issued in Ara-

Prices in Swiss Francs including all incidental export expenses.

bic. *Rare collection of Arabian treatises of principally dietetical interest from the 11th century.*

Tacuinus' Arabian name is Abu Ali Jahiah Ben Isa Ben Dschesla. A great part of this interesting work is composed of about a hundred tables printed in red containing an enumeration of various foods, dietetical receipts, medical prescriptions for baths, massage, etc. These tables are accompanied by **40 very delightful and spirited woodcuts by the great German artist, Hans Weiditz.** These woodcuts, with their vivid representation of 16th century life, lend a special charm to the volume. Several of them depict people in different occupations, some of which of a rather unusual character, others food, animals, plants, etc. Bloodletting occupies an important place. Female diseases are thoroughly discussed. Besides we mention: *De herbis, de fructibus, de musicae usu et operatione, de conservatione dentium, de odoriferis et eorum usu, nervorum visus et dolorum aurium canon etc. etc.* The author, a native of Bagdag, died in 1100.

It is very rare to find the two works of 1531-32 together. — Blank portion of the title of the first book carefully repaired not affecting the text, lower margins of two leaves mended, otherwise a very fine and crisp copy. — *See reproduction below.*

re, & abstergere ebum cum uisum fuerit in eo.



TACUINUS, ETC., 1531 - 32, nr. 350.

351. **TAGAULTIUS, Joannes.** *Commentariorum de purgantibus medicamentis simplicibus libri II.* 4 and 104 leaves. Small 4to. Original old stamped calf (binding worn). Paris, J. Lodovicus, 1537. Frs. 35.—

First edition. — Several margins waterstained, otherwise good copy.

Prices in Swiss Francs including all incidental export expenses.

352. **TARDIN**, Jean. *Disquisitio physiologica de pilis*. 8 leaves, 280 pp. and 11 leaves. 8vo. Vellum. *Tours, G. Linocerius, 1609.*
Frs. 30.—

First edition. Early work printed at Tours.

Interesting and curious work on the **hair**. We mention: "De pilorum subjecto, de pilorum materia, de pilorum causa efficiente, de calvie", etc. Gives also full details on hair-dye. — Writing on several pages. **Rare.**

353. **TARDIN**, J. *Histoire naturelle de la fontaine qui brule pres de Grenoble*, avec la recherche de ses causes et principes, et ample traicté des feux sousterrains. 12 leaves, 380 pp., 1 leaf. Printer's device. 12mo. Modern marbled calf, back gilt. *Tours, 1618.* Frs. 18.—

Margin of title slightly repaired, otherwise good copy.

354. **TAUVRY**, Daniel. *Nouvelle anatomie raisonnée, ou l'on explique les usages de la structure du corps de l'homme et de qq. animaux suivant les loix des mécaniques*. 8 leaves, 417 pp., 8 leaves. *With frontispiece and 21 engraved plates.* 12mo. Calf. Paris, 1693.

Frs. 14.—

Very popular French anatomical work.

355. **THEVENIN**, Francois. *Oeuvres*. Contenant un traité des opérations de *chirurgie*, un traité des tumeurs, et un *dictionnaire etymologique* de mots grecs servans à la medecine. 8 leaves, 560 pp. 4to. Calf. Paris, 1669.

Frs. 18.—

Thevenin was a great oculist, and surgeon to the king. His etymological lexicon is ranked by Garrison amongst the most remarkable dictionaries of this period. Besides we mention: De la cataracte. Du lagophtalmos. De l'extirpation du cancer. De la lithotomie. De l'opération caesarienne. *Des hermaphrodites.* Etc.

356. **THUILLIER**, Charles. *Observations sur les maladies veneriennes et sur un remede qui les guérit seurement et facilement*. 1 leaf, 108 pp. 8vo. Paris, 1684. — Bound up with: *Lettre à Monsieur Demetrius Ammirally docteur en medecine a Chio, sur la maladie venerienne et les antiveneriens*. 53 pp. 8vo. (1688). — The two works in one vol. Calf.

Frs. 30.—

Proksch I, 26.

First edition of an important work on venereal diseases. Thuillier is also known for his experimental investigation of ergotism. — Small portion of the title of the second work cut off. Good copy. **Rare.**

357. **TOLET**, Francois. *Traité de la lithotomie ou de la extraction de la pierre hors la vessie*. 250 pp. and 3 leaves. *With 19 engraved plates representing operations, instruments, etc.* 12mo. Calf. Paris, 1682.

Frs. 22.—

First edition of one of the earliest important works on lithotomy.

358. **TOLET**, Fr. Same work. 250 pp., 3 leaves. *With 19 engraved plates.* 12mo. Calf. Paris, 1684.

Frs. 20.—

Prices in Swiss Francs including all incidental export expenses.

359. **TULP, Nicholas.** *Observationes medicae.* 1 leaf, 51 pp., 2 leaves, 392 pp., 4 leaves. *With curious engraved frontispiece, the author's fine portrait, engraved by Visscher, and several full-page engravings in the text.* 8vo. Old vellum. Leyde, 1739. Frs. 24.—

Nicholas Tulp (1593-1672), the central figure in Rembrandt's "The lesson on anatomy", was a well known Dutch anatomist. His *Observationes medicae*, called by Haller "a golden work", contain 164 interesting contributions towards surgery and pathological anatomy. Tulp was the first to describe the so-called croupal or "polypous" sore throat, which was epidemic in France and in England in about 1650. He was also the first to describe *chimpanzees* (*Satyrus Indicus*, *Orang-ou-tang*).

360. **UCAY, Gervais.** *Nouveau traité de la maladie vénérienne.* 10 leaves, 260 pp., 1 leaf. *With engraved frontispiece.* 12mo. Calf. Amsterdam, 1699. Frs. 15.—

Good edition of a very successful French treatise on venereal diseases.

361. **UNDERWOOD, Michael.** *Traité des maladies des enfants.* On a joint les observations de Mr. *Armstrong.* 2 leaves, 16 pp., 482 pp., 3 leaves. Large 8vo. Original marbled calf. Paris, 1786. Frs. 30.—

One of the best English books on diseases of children. Contains the first account of infantile poliomyelitis.

362. **URSINUS, Ioannes.** *Prosopopeia animalium aliquot, in qua multa de eorum viribus, natura, proprietatibus, praecipue ad rem medicam pertinentibus continentur.* Cum scholiis Jacobi Olivarii. 55 pp. With pretty initials and printer's device. 4to. Wrappers. Vienne (Dauphiné), Martin Bonhomme, 1541. Frs. 75.—

Early book printed at Vienne (Dauphiné).

This work, which is also of literary interest and value, is written in verses containing an enumeration of many (also exotic) animals with annotations on their usefulness for medicine. — Lower margins waterstained, otherwise a fine copy. — **Very rare.**

363. **VALLERIOLA, Fr.** *Commentarii in librum Galeni de constitutione artis medicae.* 12 leaves, 566 pp. and index. 8vo. Vellum. 1577. Frs. 12.—

Valleriola, (1504-1583), was professor of medicine at Turin.

364. **VALLERIOLA, Fr.** *Observationum medicinalium libri sex.* 10 leaves, 264 pp., index. Printer's device (repeated). Folio. Half calf. Lyons, Griphius, 1573. Frs. 10.—

Very waterstained.

365. **VALVERDE, de Hamusco, Juan.** *De animi et corporis sanitate tuenda libellus.* 164 pp., 6 leaves. Printer's device. 8vo. Vellum. Paris, C. Stephanus, 1552. Frs. 40.—

First edition. Valverde's first publication, of great rarity.

Valverde, a Spaniard, studied anatomy at Padua and Rome under Colombo and Eustachi. He was first physician to the cardinal Joan de Toledo at Rome. — Some stains.



VESALIUS, 1568, (greatly reduced), nr. 370.

Prices in Swiss Francs including all incidental export expenses.

366. **VAN DER WIEL-STAHLPARTIUS, C.** *Observationum rariorum medico anatomicarum, chirurgicarum centuria et posteriorum.* Two vols. *With frontisp. portrait in each volume and 24 copper-plates.* 8vo. Old calf. Leyde, 1687. Frs. 35.—

The two parts are very rarely to be found together.

The first vol. contains at the end "De nutritione foetus exercitatio". This work illustrated by interesting figures, contains a full account of various surgical, anatomical and also botanical studies and deals also with obstetrics and monsters.

367. **VARANDAEUS, Joannes.** *Tractatus de morbis ventriculi.* Opera C. Dubost. 4 leaves, 152 pp. 8vo. Vellum. Lyons, 1620. Frs. 10.—

Slightly browned.

368. **DE VÈGE, Pierre.** *Tractatus duo. De peste. Pax dogmaticorum cum spagyricis.* 70 pp. 12mo. Modern vellum. *Grenoble*, Cockson (?), 1628. Frs. 8.—

Maignien, imprimerie à Grenoble, 646. — Title wanting, stained throughout.

369. **DE VÈGE, Pierre.** *Traicté de la precaution et guerison assurée de la peste.* 45 pp. 12mo. Half calf. *Grenoble*, J. Nicolas, (1676). Frs. 12.—

Maignien, imprimerie à Grenoble, 646. — Small portion of lower margins of two leaves repaired, browned.

370. **VESALIUS, A.** *De humani corporis fabrica libri septem.* 6 leaves, 510 pp., 23 leaves. Wit 20 full-page woodcuts, about 130 large and small cuts in the text; initial letters. Folio. Old limp vellum. Venice, Franciscus Senensis and Jo. Criegher, 1568. Frs. 475.—

Very scarce edition of this standard work of anatomy.

Vesalius (1524-64) the most commanding figure in European medicine after Galen and before Harvey was a pupil of Jacobus Sylvius, and showed at first the conventional tendencies of this scholiast. Five years experience as prosecutor at Padua culminated in the magnificent "De fabrica humani corporis", a work which marks an epoch in breaking with the past and throwing Galenical tradition overboard. The effect of a publication so radical on a forelock-pulling age was immediate and self-evident.

The "Fabrica" is sumptuously illustrated by Titian's pupil, **Jan. Kalkar**, who was the first to attain what Choulant calls the true anatomic norm, that is, a picture at once scientifically exact and artistically beautiful, summing up, as in a composite photograph, the innumerable peculiarities and minor variations in structure encountered in dissection. The splendid woodcuts, representing majestic skeletons and flayed figures, set the fashion for over a century, and were copied or imitated by a long line of anatomic illustrators" (Garrison).

Several leaves with large but faint waterstains in places, some slight traces of use, nevertheless a very good and complete copy of this really rare edition.

A work which should not be missing in any library of old medical works. — See reproduction p. 71.

Prices in Swiss Francs including all incidental export expenses.

371. **WHARTON**, Thomas. *Adenographia sive glandularum totius corporis descriptio*. 12 leaves, 261 pp. *With four small engraved plates*. 12mo. Original calf. Nimwegen, 1664. Frs. 65.—

“ In 1651 Thomas Wharton (1614-56), gave to the world his celebrated work on adenography ” (Cumston). “ Wharton investigated the pancreas and discovered the duct of the submaxillary salivary gland, which is called after him “ *Wharton's duct* (Power-Thompson). — Former owner's inscription on the title. Nice copy.

372. **WILLIS**, Th. *Diatriba duae medico-philosophicae. De fermentatione sive de motu intestino, altera de febribus, sive de motu earundem in sanguine animalium, accessit dissertatio de urinis*. 18 leaves, 408 pp. *With engraved frontispiece*. 12mo. Vellum. Amsterdam, 1669. Frs. 16.—


Some slight stains.

373. **WILLIS**, Th. *Dissertation sur les urines, tiré des ouvrages de Willis*. 7 leaves, 162 pp. 12mo. Calf. Paris, 1687. Frs. 8.—

Margin slightly damaged.

374. **ZUNTHIUS**, Hieronimus. *De balneo thermali Lixignano vocato nec non de luto barboliorum medicato, in Ducatu Parmensi*. 8 leaves, 102 pp. 4to. Half vellum. Venice, 1615. Frs. 11. —

Treatise on the bath Lissignano (Parma). — Fine copy.



INDEX OF SUBJECTS

Alchemy: 3, 4, 5, 6, 10, 30, 49,
50, 55, 105, 106, 118, 129, 215,
233, 260, 288, 289, 314, 317,
318.

Americana: 2, 103, 168, 233, 272,
297, 306, 330.

Anatomy: 1, 7, 8, 18, 32, 38, 40,
41, 45, 46, 61, 67, 76, 94, 123,
136, 137, 145, 146, 164, 170,
172, 174, 177, 180, 186-189,
219, 220, 223, 224, 230, 231,
248, 249, 253, 278-281, 283,
284, 290, 291, 299, 300, 326,
327, 328, 337, 338, 346, 347,
354, 359, 366, 370, 372.

Arabian medicine: 31a, 31bis, 36,
206, 266, 267, 339, 350.

Astrology, medical: 30, 63, 147,
148, 311.

Atlases, anatomical: 76, 136, 137,
230, 253, 278, 370.

Autographs: 144, 162, 252.

Balneology: 36, 59, 331, 349,
353, 374.

Bibliography: 26, 27, 243.

Biography: 225, 282.

Bleeding: 17, 44, 87, 143, 146,
345, 350.

Botany, medical and herbals: 2, 4,
13, 15, 103, 126, 142, 157, 168,
173, 177, 198, 233, 256, 257,
269, 270, 272, 302, 306, 309.

Circulation of blood: 38, 40, 41,
51, 52, 140, 172, 186-189, 247,
274, 299, 300.

Cookery: 20, 99, 131, 255.

Cosmetics: 3, 4, 5, 6, 10, 70,
108, 151, 241.

Deaf and dumb: 135, 335.

Dentistry: 48, 156, 158, 161,
284, 350.

Dietetics: 20, 99, 110, 131, 153,
199, 234, 236, 250, 323-325,
342, 343, 350, 365.

Embryology: 187, 188, 189, 299,
300, 321, 339.

English authors: 96, 104, 132,
174, 177, 186, 187, 188, 189,
274, 304, 305, 336, 361, 371-
373.

Glands: 52, 254, 283, 346, 347,
371.

Gunshotwounds: 246.

Gynaecology: 3, 5, 26, 27, 29,
33, 178, 241, 251, 262, 303,
339.

- History, medical: 34, 63, 127.
- Illustrations (early): 36, 101, 220,
290, 291, 339, 350, 370.
- Lithotomy: 12, 43, 191, 357, 358.
- Manuscripts: 252.
- Metoposcopy: 184.
- Monsters: 47, 171, 239, 240, 261,
290, 291, 329, 355.
- Obstetrics: 3, 29, 69, 70, 171,
181, 237, 238, 251, 258, 259,
263, 290, 291, 303, 304, 321,
336, 339, 366.
- Ophtalmology: 48, 292, 293, 328,
338, 344.
- Otology: 326.
- Pediatrics: 181, 185, 262, 263,
294, 326, 361.
- Pharmacology: 2-6, 10, 37, 64, 72,
74, 75, 89, 105, 107, 111, 118,
132, 161, 168, 182, 183, 256,
257, 266, 267, 269, 271, 272,
297, 306, 311, 319, 343, 351.
- Physiology: 81, 82, 120, 121, 138,
144, 192, 193, 194, 308, 340.
- Plague: 9, 109, 113, 114, 154,
200, 213, 226, 368, 369.
- Sacred medicine: 39.
- Sexual life: 80, 307.
- Small Pox: 196, 245, 310, 326.
- Surgery: 1, 14, 15, 17, 21, 38,
67, 90, 94, 97, 98, 112, 140,
141, 181, 221, 246, 261, 284,
290, 291, 292, 293, 296, 298,
316, 332, 333, 355, 359, 366.
- Syphilis see Venereal diseases.
- Toxicology: 95, 176, 262, 295,
309, 330.
- Uroscopy: 33, 51, 209, 373.
- Venereal diseases: 26, 28, 67, 102,
115, 119, 139, 150, 169, 175,
196, 204, 207, 268, 275, 285,
286, 310, 313, 319, 356, 360.
- Wine: 16.



We have published:

THE BOOK OF CIRURGIA

BY

HIERONYMUS BRUNSCHWIG

STRASSBURG - JOHANN GRÜNINGER - 1497

WITH A STUDY ON

HIERONYMUS BRUNSCHWIG AND HIS WORK

BY

HENRY E. SIGERIST

*A fine volume in folio with 272 facsimile reproductions and XVI pages
of text (in English) by H. E. Sigerist.*

Half linen Price: £.—/18/— or \$ 4.— or. s. frs. 20.— post free

AN INQUIRY INTO THE CAUSES AND EFFECTS OF THE VARIOLÆ VACCINÆ

BY

EDWARD JENNER

FACSIMILE OF THE FIRST EDITION

(LONDON 1798)

WITH 4 HAND - COLOURED PLATES

QUARTO. BOUND IN BOARDS

Price: sh 12/6 = \$ 2.57 = s. frs. 14.— post free

We have just published:

MONUMENTA MEDICA VOL. V

WILLIAM HARVEY

EXERCITATIO ANATOMICA

DE

MOTU CORDIS

Facsimile of the First Edition
(Francofurti 1628)

Half Linen: Price sh. 16/— = \$ 4.— = sw. frs. 20.— post free

Half Leather: Price £. 1-/- = \$ 5.— = sw. frs. 25.— post free

R. LIER & C^o. - FLORENCE (31) - LUNGARNO TORRIGIANI, 19

“NOT from books, but from dissections, not from the tenets of philosophers, but from the structure of nature do I profess to learn and to teach anatomy”: these are the words of Harvey – and they place into characteristic relief his great achievement. For his book marks the beginning of the experimental era in physiology and with it, the medical sciences which were hitherto naïvely descriptive and naïvely philosophical. The early seventeenth century was a glorious setting for this thought of experimental analysis. Those were the days when the expansive spirit of England grasped lands and seas, faced and vanquished hard ships, and hard men, broke, an irresistible wind-like, the brittle wall of mysteries surrounding the life of men, the life of nature. Nothing was impossible, now that Sir Francis Drake planted the sense of power into English hearts and Shakespeare filled them with fire, now that Lord Bacon defined the scope and means of natural inquiry.

And Harvey, the Englishman, came from Padua; where Galilei analysed mechanics as it was never analysed before, free of all speculation, with the clear conception of the physicist's duty: to describe observed events with care and regularity, completely and with conciseness: this and no more, nor less. What Galilei did for physics, Harvey did for physiology and thus, medicine. He described exhaustively the movement of the blood, considered it quantitatively and thus synthetized the scattered and divergent body of observations which meant nothing or little so far and were to mean everything since. The integration of the work of Servet, of Colombo, Cesalpino and others into a complete scheme accounting for itself and for all of its detail – the filling of every hole in the great tissue of which every part is interlocking and solidly woven – this indeed is an achievement of the very first magnitude. In its significance – for the completeness and logical beauty, apart from its value as a contribution in *fact* – it wholly justifies Flourens' words: “This is a masterpiece, – this little book of a hundred pages is the most beautiful book in Physiology”.

The book was often published, translated into English, French, German and many other languages – read everywhere educated people are reading. But the original edition, the garb in which Harvey's thoughts first faced the contemporaries and surprized the world, is very scarce and dear – owing to the limited edition and the quick fixation in stable hands as its permanent value became increasingly clear. There are copies in the great libraries – but not all – of Europe and America and – very few – on private shelves. Thus the hope of acquiring one is dim, if there is hope at all. Accordingly a facsimile edition is a necessity and a gift, the more so that Moreton's Canterbury edition is now out of print. And what other year would be more appropriate for this publication than this **annus Harveianus**, the third centenary of the book's birth and the three hundred and fiftieth year of the birth of the master? We feel that the publication of **De motu cordis** made after the faultless copy of the University Library of Göttingen at this particular date will be appreciated by all who rejoice in the power of human intellect, by the world of science and thought.

STEPHEN D'IRSAY.

Please send:
Monumenta Medica V:

WILLIAM HARVEY

EXERCITATIO ANATOMICA DE MOTU CORDIS

.....cop..... Half Linen: Price sh. 16/- = \$ 4.- = sw. Frs. 20- post free

.....cop..... Half Leather: Price £. 1-/- = \$ 5.- = sw. Frs. 25- post free

Name: Address:

Date:

BOOK ORDER — CEDOLA PER COMMISSIONI LIBRARIE

R. LIER & C.^o

PUBLISHERS AND DEALERS IN OLD BOOKS


FIRENZE (31)

(ITALIA)

LUNGARNO TORRIGIANI, 19

EXERCITATIO
ANATOMICA DE
MOTV CORDIS ET SAN-
GVINIS IN ANIMALI-
BVS,

GVILIELMI HARVEI ANGLI,
*Medici Regii, & Professoris Anatomiae in Col-
legio Medicorum Londinensi.*



FRANCOFVRTI,
Sumptibus GVILIELMI FITZERI.
ANNO M. DC. XXVIII.

Specimen - page of our facsimile edition.

MONUMENTA MEDICA

Volume I

JOANNES DE KETHAM

FASCICULUS MEDICINAE 1491

FACSIMILE OF THE FIRST VENETIAN EDITION

WITH AN

ILLUSTRATED HISTORICAL INTRODUCTION

BY

KARL SUDHOFF

ADAPTED INTO ENGLISH

BY

CHARLES SINGER

Large Folio, 19 inches by 14 inches, with 14 full size additional Explanatory Plates of which one is coloured in the Ordinary Edition and eight are coloured in the Edition de Luxe.

Ordinary Edit., half linen: £. 2/ 6/— or \$ 10.— or s. frs. 55.— post free

Edit. de Luxe, half leather: £. 3/10/— or \$ 15.— or s. frs. 85.— post free

Volume II

FASCICULO DI MEDICINA

VENICE 1493

With an Introduction, a complete English Translation of the *Anatomy of Mundinus*, the longest text in the volume, and much explanatory matter including an Atlas of 36 Plates and 90 Figures and a thesis on anatomical Practice and Anatomical Knowledge in Mediaeval and Renaissance Times

BY

CHARLES SINGER

2 Parts. Bound as Separate Volume in Folio, 14 inches by 11 inches
Part I: 185 pages of which 36 are plates. Part II: 104 pages Facsimile.

Price in half linen: £. 3/6/— or \$ 14.— or s. frs. 80.— post free

Price in half leather: £. 4/-/— or \$ 17.— or s. frs. 90.— post free

Volume III

A NEW WORK ON THE HISTORY OF SYPHILIS

THE EARLIEST PRINTED LITERATURE ON SYPHILIS

(FROM THE YEARS 1495-1498)

REPRODUCED IN FACSIMILE WITH AN INTRODUCTION

by KARL SUDHOFF

ADAPTED FOR ENGLISH READERS

by CHARLES SINGER

The volume is a quarto containing the photo-lithographed facsimile (350 pages) of ten of the rarest and most important Incunabula together with an Introduction (48 pages with 3 text figures).

Price in half linen: £. 2/-6/— or \$ 10.— or s. frs. 55.— post free

Price in half leather: £. 2/15/— or \$ 12.— or s. frs. 65.— post free

Volume IV

JOANNES BATTISTA CANANO 1515-1575

GIROLAMO DA CARPI 1501-1556

MUSCULORUM HUMANI CORPORIS PICTURATA DISSECTIO

(Ferrara 1541?)

FACSIMILE EDITION

ANNOTATED BY

HARVEY CUSHING & EDWARD C. STREETER

The volume is an octavo containing the complete facsimile of this most rare tract (42 pages) with an Introduction (56 pages).

Price in half linen : £.-/12/- or \$ 3.— or s. frs. 15.— post free

Price in half leather: £.-/14/6 or \$ 3.75 or s. frs. 18.— post free

R. LIER & C^o. - FLORENCE (31) - LUNGARNO TORRIGIANI, 19

Current Catalogues:

Cat. XI. EARLY MEDICAL BOOKS. Part. VI.

Cat. XII. » » » » VII.

List I. RARE AND VALUABLE BOOKS.

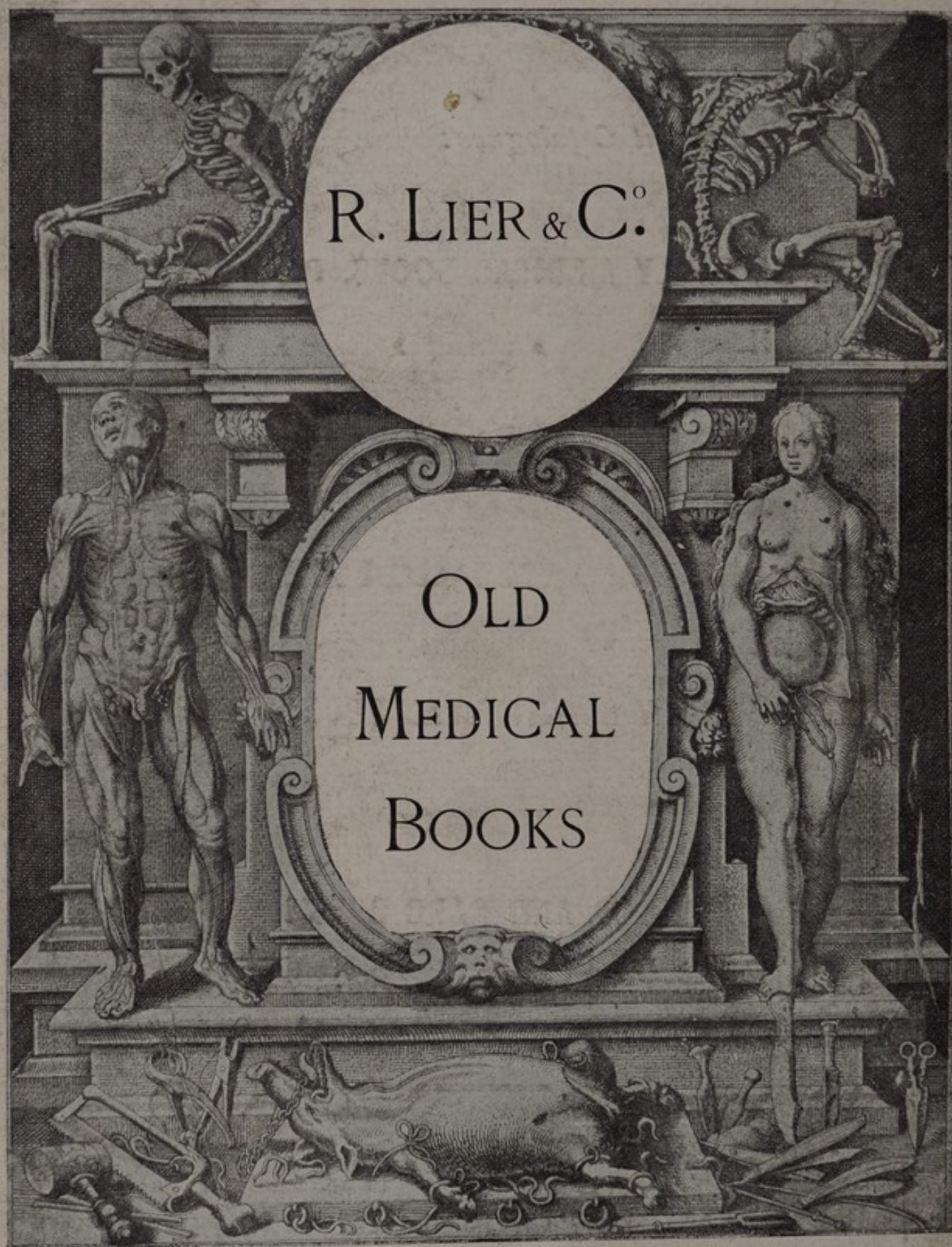
List III. » » » »

List IV. EARLY SCIENTIFICAL BOOKS.

Bulletin VII. OLD AND RARE BOOKS.

Bulletin VIII. EARLY SCIENTIFICAL BOOKS.

PLEASE SEND FOR CATALOGUES.



FIRENZE (125) (ITALY) LUNGARNO TORRIGIANI 19

Telegraphic and Cable address: LIERCO-FIRENZE