

Outlines of a course of lectures on the practice of medicine, as delivered in the medical school of Guy's Hospital / By William Babington and James Curry.

Contributors

Babington, William, 1756-1833.

Curry, James.

Guy's Hospital. Medical School.

Publication/Creation

London : M'Creery, 1811.

Persistent URL

<https://wellcomecollection.org/works/jft6nfw2>


License and attribution

This work has been identified as being free of known restrictions under copyright law, including all related and neighbouring rights and is being made available under the Creative Commons, Public Domain Mark.

You can copy, modify, distribute and perform the work, even for commercial purposes, without asking permission.



Wellcome Collection
183 Euston Road
London NW1 2BE UK
T +44 (0)20 7611 8722
E library@wellcomecollection.org
<https://wellcomecollection.org>





G2079/B

MEDICAL SOCIETY
OF LONDON





ACCESSION NUMBER


PRESS MARK

BABINGTON, W. and CURRY, J.









R. Hull
1815

1841.


1871
100

100











OUTLINES
OF
A COURSE OF LECTURES
ON THE
PRACTICE OF MEDICINE,
AS DELIVERED IN
THE MEDICAL SCHOOL
OF
Guy's Hospital,

BY
WILLIAM BABINGTON, M.D. F.R.S. &c.
AND
JAMES CURRY, M.D. F.A.S. &c.
PHYSICIANS TO THE HOSPITAL.

Forsan et hoc olim meminisse juvabit. VIRG.

London :
PRINTED BY J. M^cCREERY, BLACK-HORSE-COURT,
FLEET-STREET.
1811.

OUTLINES

A COURSE OF LECTURES

PRACTICE OF MEDICINE

THE MEDICAL SCHOOL

St. George's Hospital


BY WILLIAM LAMBTON, M.D. &c.


JAMES CLERK, M.D. &c.

Printed by the University Press, London.

London:

1811





TO
WILLIAM SAUNDERS, M.D. F.R.S.

&c; &c; &c.

THE FIRST INSTITUTEUR

OF

The Medical School of Guy's Hospital

THREE OUTLINES ARE DEDICATED,

IN TESTIMONY

OF THAT RESPECT, ESTEEM, AND GRATITUDE,

WITH WHICH HE MUST EVER BE


REGARDED BY,

HIS SUCCESSORS, AND OBLIGED SERVANTS,

WILLIAM BABINGTON

AND

JAMES CURRY.



TO
WILLIAM SAUNDERS, M.D. F.R.S.

&c, &c, &c.

THE FIRST INSTITUTOR

OF

The Medical School of Guy's Hospital;

THESE OUTLINES ARE DEDICATED,

IN TESTIMONY

OF THAT RESPECT, ESTEEM, AND GRATITUDE,

WITH WHICH HE MUST EVER BE

REGARDED BY,

HIS SUCCESSORS, AND OBLIGED SERVANTS,

WILLIAM BABINGTON

AND

JAMES CURRY.

TO
WILLIAM SAUNDERS, M.D. F.R.S.

NO. 22, 23

THE FIRST INSTITUTION

OF

The Medical School of Guy's Hospital

THESE OUTLINES ARE DEDICATED

IN TESTIMONY

OF THAT RESPECT, ESTEEM, AND GRATITUDE

WITH WHICH HE MUST EVER BE


REGARDED BY

HIS SUCCESSORS, AND OBLIGED SERVANTS

WILLIAM BABINGTON

AND

JAMES CURRY






TABLE OF CONTENTS.

Description.	Page	Inquiry into the Nature	Page
Of Disease in general	1	of Fever	24
Of the Systematical Arrangement of Diseases	2	Of the Change termed Crisis, in Fever	26
Of Fever in General	3	Of Critical Discharges in Fever	31
Essential Synthesis of Fever	4	General Prognosis in Fever	33
General Division of Fever	5	General Diagnosis of Fever	35
General Causes of Fever	6	General Cure of Fever	36
Principal Doctrines respecting Fever	15	Petersen's Fevers	
Doctrine of Hippocrates	17	Of Synocha, or Simple Inflammatory Fever	38
Headache	18	Of Synochus, or Sub-Inflammatory Fever	40
Vertigo	19	Of Intermitting and Remittent Fevers	40
Colic	19	Of the Bilious Remittent, or Remittent	
Diarrhea	21	Tropical Fever	54
Of Intermittent	22		




TABLE OF CONTENTS.

	Page		Page
INTRODUCTION.			
OF Disease in general	1	Inquiry into the Nature of Fever - - - -	22
Of the Nosological Ar- rangement of Dis- eases - - - - -	2	Of the Change termed Crisis, in Fever - -	26
OF FEVER IN GENERAL.		Of Critical Discharges in Fever - - - -	31
Essential Symptoms of Fever - - - - -	2	General Prognosis in Fever - - - - -	33
General Division of Fever - - - - -	7	General Diagnosis of Fever - - - - -	35
General Causes of Fe- ver - - - - -	8	General Cure of Fever	36
Principal Doctrines re- specting Fever - -	17	PARTICULAR FEVERS.	
Doctrine of Hippo- crates - - - - -	17	Of Synocha, or Simple Inflammatory Fever	48
———of Boerhaave	18	Of Synochus, or Sub- Inflammatory Fever	49
———of Hoffman	19	Of Intermitting and Remitting Fevers -	50
———of Cullen -	19	Of the Bilious Remit- ting, or Endemic	
———of Brown -	21	Tropical Fever - - -	54
———Of Darwin -	22		




TABLE OF CONTENTS

	Page		Page
<p>Of the Typhus - low fever, or Malignant Typhus Fever 50</p> <p>Of the High Typhus fever 51</p> <p>Of Typhus Fever 52</p> <p>Of the Variations in Typhus</p> <p>Of the Variations in Typhus</p> <p>Of the Variations in Typhus</p> <p>Of the Variations in Typhus</p> <p>A New Theory pro- posed 65</p> <p>General Causes of In- flammation 66</p> <p>Division of Inflammation into the Acute, Chronic, and Local Forms 68</p> <p>Exposition of the Symptoms of Inflammation in general 69</p> <p>Of the Nature of the Inflammation 70</p> <p>Exposition of the Symptoms of the Inflammation 71</p>	<p>50</p> <p>51</p> <p>52</p> <p>65</p> <p>66</p> <p>68</p> <p>69</p> <p>70</p> <p>71</p>	<p>Of the Typhus - low fever, or Malignant Typhus Fever 70</p> <p>Of the Typhus - low fever, or Malignant Typhus Fever 71</p> <p>Of the Typhus - low fever, or Malignant Typhus Fever 71</p> <p>Of the Typhus - low fever, or Malignant Typhus Fever 72</p> <p>Of the Typhus - low fever, or Malignant Typhus Fever 73</p> <p>Of the Typhus - low fever, or Malignant Typhus Fever 74</p> <p>Of the Typhus - low fever, or Malignant Typhus Fever 75</p> <p>Of the Typhus - low fever, or Malignant Typhus Fever 76</p> <p>Of the Typhus - low fever, or Malignant Typhus Fever 77</p> <p>Of the Typhus - low fever, or Malignant Typhus Fever 78</p> <p>Of the Typhus - low fever, or Malignant Typhus Fever 79</p> <p>Of the Typhus - low fever, or Malignant Typhus Fever 80</p> <p>Of the Typhus - low fever, or Malignant Typhus Fever 81</p>	<p>70</p> <p>71</p> <p>71</p> <p>72</p> <p>73</p> <p>74</p> <p>75</p> <p>76</p> <p>77</p> <p>78</p> <p>79</p> <p>80</p> <p>81</p>

TABLE OF CONTENTS.

Page	Page		
Of Pleuritis, or Inflammation of the Pleura and its Membranes	79	Of Splenitis, or Inflammation of the Spleen	89
Of Gonorrhoea in general	80	Of Nephritis, and Cystitis, or Inflammation of the Kidneys, and of the Bladder	93
Of the Angina Tonsillaris, or Common Inflammatory Gonorrhoea	81	Of Enteritis, or Acute Inflammation of the Intestines	95
Of the Angina Pharyngis	82	Of Rheumatism, comprehending Rheumatism, Rheumatism, and Rheumatism	97
Of the Angina Trachealis, or Croup	83	Of the Gout	101
Of the Angina Cervicis, or Maligna	84	Of Cancer	104
Of Pneumonia, or Acute Inflammation of the Lungs and their investing Membranes	84	Of Phthisis Pulmonalis, or Consumption of the Lungs	109
Of Catarrhs, and Pericarditis, or Acute Inflammation of the Heart and Pericardium	87	Of the Enteritis, or Fever, with Chloric Scapula	
Of Hepatitis, or Inflammation of the Liver	88	Of Measles	110
Of Cholera, or Inflammation of the Stomach	91	Of Small Pox	111
		Of the Chicken Pox	115
		Of the Vaccinia, or Cow Pox	116





TABLE OF CONTENTS.

	Page		Page
Of Phrenitis, or Inflammation of the Brain and its Membranes	79	Of Splenitis, or Inflammation of the Spleen - - - -	93
Of Quinsey in general	80	Of Nephritis, and Cystitis, or Inflammation of the Kidneys, and of the Bladder	93
Of the Angina Tonsillar, or Common Inflammatory Quinsey - - - -	81	Of Enteritis, or Acute Inflammation of the Intestines - - -	95
Of the Angina Pharyngæa - - - -	82	Of Rheumatism, comprehending Rheumatitis, Rheumatogra, and Rheumatologia - - - -	97
Of the Angina Trachealis, or Croup - - -	82	Of the Gout - - -	100
Of the Angina Parotidæa, or Mumps -	83	—	
Of Pneumonia, or Acute Inflammation of the Lungs and their investing Membrane - - - -	84	Of Catarrh - - - -	104
Of Carditis, and Pericarditis, or Acute Inflammation of the Heart and Pericardium - - - -	87	Of Phthisis Pulmonalis, or Consumption of the Lungs - - -	105
Of Hepatitis, or Inflammation of the Liver - - - -	88	OF THE EXANTHEMATA, Or Fevers with Characteristic Eruption.	
Of Gastritis, or Inflammation of the Stomach - - - -	91	Of Measles - - -	110
		Of Small Pox - - -	112
		Of the Chicken Pox -	116
		Of the Vacciola, or Cow Pock - - - -	116

TABLE OF CONTENTS.

	Page		Page
Of Erysipelas - - -	118	Of Acute Hydroce-	
Of Scarlatina Angino-		phalus - - -	158
sa, or Scarlet Fever,		—————	
with Sore Throat -	122	Of Dyspepsia, or Indi-	
—————		gestion - - -	161
Of Cholera - - -	126	Of Pyrosis - - -	165
Of Diarrhœa - - -	128	Of Scirrhus Pylorus	166
Of Dysentery - - -	134	—————	
OF HÆMORRHAGE IN		Of Jaundice - - -	166
GENERAL.		Of Diabetes - - -	170
Of Active Hæmorr-		Of Urinary Concre-	
hage - - -	139	tions - - -	173
Of Passive Hæmorr-		—————	
hage - - -	141	Of Asthma - - -	176
Of Hæmorrhoids, or		Of Whooping Cough	179
Piles - - -	142	Of Colic - - -	181
—————		Of Tetanus - - -	184
Of Scurvy - - -	145	Of Apoplexy - - -	187
OF DROPSY IN GENERAL	147	Of Paralysis - - -	191
Of Anasarca - - -	151	Of Epilepsy - - -	196
Of Abdominal Dropsy	152	Of Chorea, or St. Vi-	
Of Hydrothorax - -	153	tus's Dance - - -	199
Of Chronic Hydroce-		Of Hysteria - - -	201
phalus - - -	154	Of Hypochondriasis	203



1. Pope was a valetudinarian thro' life -
Johnson retained his mental
vigour to the latest breath, in spite
of paralysis, asthma, nervous
depressions, and other maladies
exaggerated by old age - Boemka.
- ave is said to have exerted his
mind most vigorously in a fit of
the stone. Blacklock wrote his
"creation" during a blindness that
had existed from his youth.

OUTLINES

OF

A COURSE OF LECTURES.

&c.

1. **DISEASE** commonly defined to be,—*Any variation from the most perfect and healthy state of the several organs and functions of the living body.*—Such definition shewn to be too general;—few if any persons having every organ and function in the most perfect state.—
/ Remarkable disparity between mental and corporeal powers in the same person, shewn in the examples of many celebrated men.—Considerable variety even in *bodily* functions, compatible with health.

2. *Health and Disease*, then, *relative* rather than *positive* terms;—and respect the individual as compared with the generality of men, and with himself at different times.—
—Practical definition of disease,—*An uneasiness,—excess,—or defect, in one or more of the functions of the body or mind,—recurring so often, or continuing so long, as to demand medical assistance.*

3. Organs of the body numerous, and their connexions various;—of course, many different *forms* and *degrees* of disease,—each requiring appropriate treatment.—Hence the necessity of accurately distinguishing them from each

other by certain *signs* or *characters*; which constitutes the science of *Nosology*.

4. Different modes of arrangement proposed by different Nosologists,—each possessing certain advantages.—Dr. Cullen's arrangement preferred, as being on the whole most adapted to practical application.—General outline of this, with remarks upon its merits and defects.


OF FEVER IN GENERAL.

5. Fever the most general of all morbid states;—being common to both sexes,—to every period of life,—and to all climates and countries:—hence Sydenham's calculation of the proportion who die of it, probably under-rated.

6. Has claimed the attention of practitioners and writers in all ages.—Opinions concerning it, of course, extremely different.—Very universally, however, divided into *primary* and *secondary*;—the first arising from general causes, operating on the body at large;—the other depending on inflammation or other local affection:—hence distinguished into *Idiopathic* and *Symptomatic*.

7. General symptoms of *Idiopathic* Fever;—increased frequency of pulse,—preternatural heat, preceded by sensation of cold,—feeling of languor, lassitude, and general uneasiness:—pain of head, back, and limbs:—memory and judgement confused and indistinct;—senses of taste, smell, touch, &c. altered or impaired:—want of appetite,—defect of saliva,—thirst;—discolouration of the tongue;—respiration frequent and anxious:—changes in the urine.

8. Many other symptoms occasionally attend;—but those enumerated *general* and *characteristic*.—Great



the first of these, and the second, which was the
the first of these, and the second, which was the

the first of these, and the second, which was the

the first of these, and the second, which was the

the first of these, and the second, which was the

CHAPTER IV

the first of these, and the second, which was the

the first of these, and the second, which was the

the first of these, and the second, which was the

the first of these, and the second, which was the

the first of these, and the second, which was the

the first of these, and the second, which was the

the first of these, and the second, which was the


the first of these, and the second, which was the

the first of these, and the second, which was the

the first of these, and the second, which was the

the first of these, and the second, which was the

the first of these, and the second, which was the



variation even in these;—hence a desideratum to ascertain some *one* as *characteristic*, and *always present*.—Reasons why we ought not to expect this.—Pain the only symptom that of itself amounts to disease;—but pain common to almost every disease;—so that when *alone*, it requires a *negative* character to distinguish its nature.

9. Useless to state the various notions entertained respecting fever by different writers, from the time of Hippocrates down to the present age.—Boerhaave the first who investigated the subject rationally:—found *three* symptoms to occur in every fever during its course, viz. —chilliness,—quicken'd pulse,—and increased heat;—but fixed on the *second* of these as the *single essential* symptom uniformly present.—His error pointed out.—Slight chilliness often passes unnoticed by patients:—frequency of pulse readily ascertained, and therefore seldom overlooked by the physician;—but not *constantly* present.

10. Increase of heat considered by the ancients as the characteristic of fever—proved by their names πυρετός and *febris*;—and certainly necessary to complete the febrile paroxysm, though often absent for some time.

11. *Chilliness*,—*quicken'd pulse*,—and *increased heat*, then, common to *all* idiopathic, and to *many* symptomatic fevers, especially at their commencement;—and generally occur in the order mentioned.—Objections to this noticed.—Singular case related by Morgagni.—Exacerbation of remitting fever often without *chilliness*;—but the disease then fully formed, and approaching to the state of continued fever,—which may be considered as having only *one* paroxysm during its course.


12. Another symptom, not less essential to idiopathic

fever, is—*general uneasiness*, pervading every part :—this strongly portrayed in the countenance in some fevers ;—in others shewn by perpetual restlessness and change of posture.

13. Difficulty attending *definition* of disease, from the different views of writers and teachers respecting it.—A strictly logical definition perhaps impossible.—Practical distinctions alone of use ; and disease to be characterized only by the *concourse* and *succession* of symptoms.—Illustration of this in the examples of small-pox, measles, and epidemic catarrh.—Accurate distinction particularly necessary in febrile disorders, from the great variety of their kinds, and from the appropriate treatment necessary even in the different stages of the same case.—Efficacy of opposite remedies reconcilable with the belief of there being something in common to all fevers.

14. Difficulty of framing any definition,—or *short character*,—which will include every variety that may occur :—yet such character necessary, especially for the young practitioner, till rendered familiar with the varieties in fever, and expert in distinguishing them.

15. Paroxysm of intermittent the most perfect example of the febrile state, both in distinctness and order of symptoms.—Description of its symptoms :—indolence—yawning—and stretching ;—diminution of muscular force ;—paleness and dejection of countenance, —hands cold to the touch ;—features contract, and extremities shrink, and become livid :—constriction of skin, producing *cutis anserina* and *horripilatio* :—*feeling* of general coldness,—and soon after actual diminution of temperature—accompanied with frequent chills,—and occasional shudders,—which become more




The first part of the document discusses the importance of maintaining accurate records of all transactions. It emphasizes that every entry should be supported by proper documentation and that the books should be kept up-to-date at all times.

The second part of the document details the various methods used to collect and analyze data. It describes the process of gathering information from different sources and how this data is then processed and interpreted to provide meaningful insights.

The third part of the document focuses on the practical application of these methods. It provides examples of how the data has been used to identify trends, solve problems, and make informed decisions. It also discusses the challenges that have been encountered and how they have been overcome.

The fourth part of the document concludes with a summary of the key findings and a final statement on the value of the research. It reiterates the importance of thoroughness and accuracy in all aspects of the work and expresses confidence in the results.



frequent and considerable,—and at last end in universal shaking.

16. After longer or shorter continuance of cold and shivering, the heat gradually returns, and rises even above 98° , though the patient still feels a sensation of cold; but soon perceives transient flushings,—beginning in face and neck, and alternating with chills,—but gradually extending, and growing more considerable and universal, and at last becoming dry burning heat all over, with great restlessness, and often violent head-ach.—During this progress in temperature, the surface not only acquires natural colour, and shrunk parts their usual size, but become even redder and more turgid than natural.

17. Lastly, moisture begins on face and neck; gradually extending, and becoming general perspiration or sweat.—As sweat flows the heat abates; and when ended, body restored to natural temperature, and functions in general to *nearly* their usual state.

18. Symptoms enumerated (15, 16, 17) as constituting entire paroxysm, obviously divide themselves into *three stages*, viz.—the cold,—hot,—and sweating stages:—these accompanied by various other phenomena, that illustrate the several changes, and throw light on the nature of fever in general.

19. Torpor of brain and nerves during cold stage—shewn by diminished sensation of eye, ear, taste, touch;—by impaired state of recollection and judgement;—by state of pulse at first slower, always weaker than ordinary, and often irregular;—by diminished secretion,—want of saliva,—scanty, colourless, and inodorous urine;—dryness of issues, ulcers, &c.;—by short and anxious respiration;—by loss of appetite, and occasionally sickness and vomiting.


These are effects of congestion from cerebral congestion.

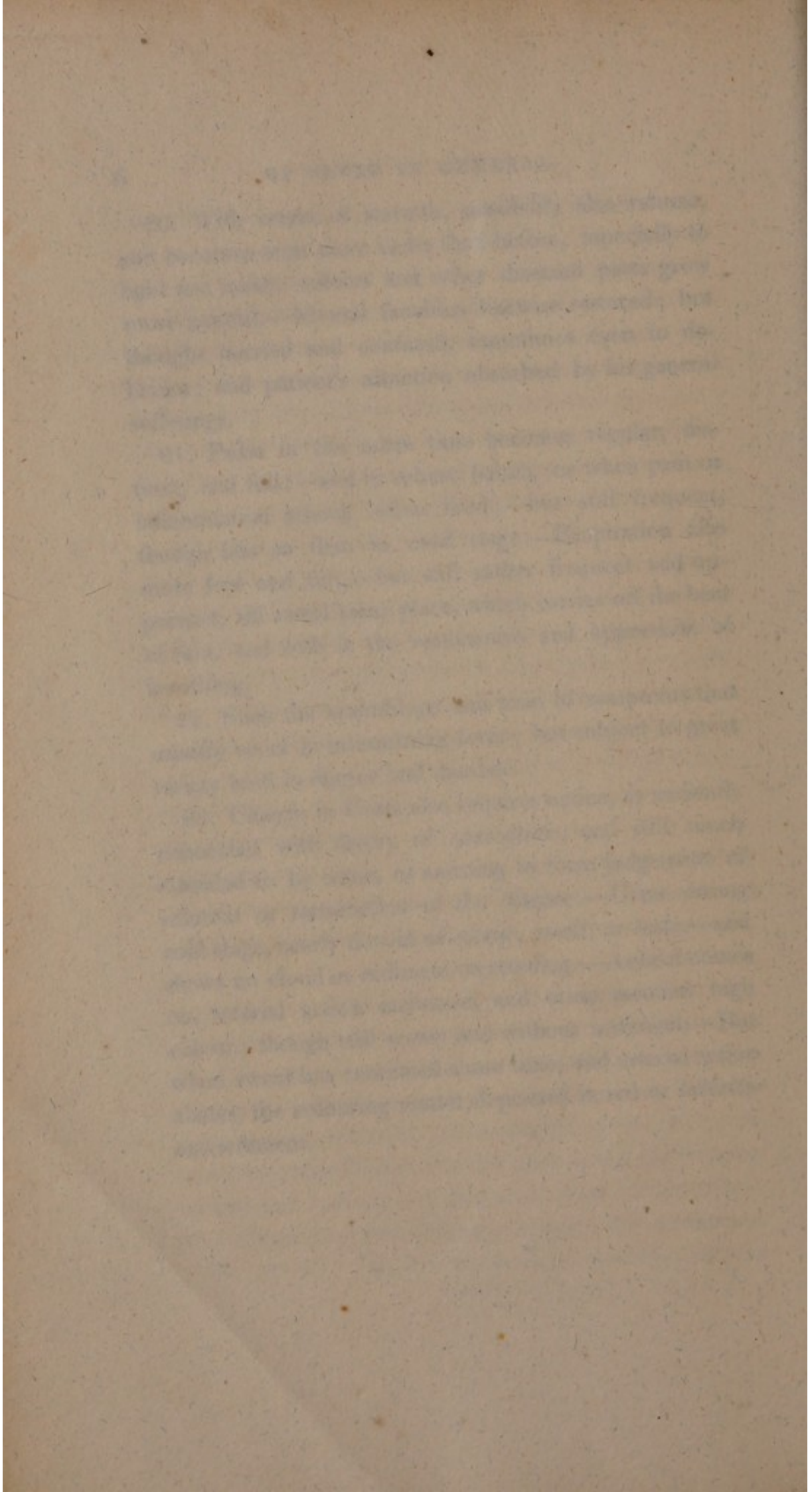
20. With return of warmth, sensibility also returns, and becomes even more acute than before, especially to light and noise:—ulcers and other diseased parts grow more painful.—Mental faculties likewise restored; but thought hurried and confused, sometimes even to delirium; and patient's attention absorbed by his general sufferings.

21. Pulse in the mean time becomes regular, distinct, and full:—and in robust habits, or when pain or inflammation attend, often hard;—but still frequent, though less so than in cold stage.—Respiration also more free and full,—but still rather frequent and oppressed, till sweat takes place, which carries off the heat of skin, and with it the restlessness and oppression of breathing.

22. Such the assemblage and train of symptoms that *usually* occur in intermitting fever; but subject to great variety both in degree and number.

23. Change in Urine also requires notice, as anciently connected with theory of *concoction*; and still much attended to by some, as assisting to form judgement of solution or termination of the disease:—Urine during cold stage, nearly devoid of *colour*, *smell*, or *taste*,—and shews no cloud or sediment on standing.—As heat comes on, arterial action increased, and urine assumes high colour; though still scanty and without sediment.—But when sweat has continued some time, and arterial action abates, the colouring matter deposited in red or *lateritious* sediment.





General History of England

The first part of the history of England is the history of the Anglo-Saxons, who came to the island in the fifth century, and who were the first to establish a permanent settlement in the island.

The second part of the history of England is the history of the Danes, who came to the island in the eighth century, and who were the first to establish a permanent settlement in the island.

The third part of the history of England is the history of the Normans, who came to the island in the tenth century, and who were the first to establish a permanent settlement in the island.

The fourth part of the history of England is the history of the Plantagenets, who came to the island in the twelfth century, and who were the first to establish a permanent settlement in the island.

The fifth part of the history of England is the history of the Tudors, who came to the island in the sixteenth century, and who were the first to establish a permanent settlement in the island.

The sixth part of the history of England is the history of the Stuarts, who came to the island in the seventeenth century, and who were the first to establish a permanent settlement in the island.

The bilious accompan^d by Hypochondriacis?

The nervous ^{Valde} 3 or 4 weeks -

Tedentes anxie nervosus p^{ro}mi?

Quidi ab hemorrhagis, viscidibus & fetore
notatis + febr -

General Divison of Fevers.

24. Fevers variously divided; ex. gr. 1. into *endemic*, *epidemic*, and *sporadic*;—2. from their causes, into *marsh fevers*, *contagious fevers*, &c.:—3. from the nature and violence of their symptoms, into *inflammatory*, *bilious*, *nervous*, *putrid*, and *malignant*;—4. from the greater or less distinctness of their paroxysms, into *intermitting*, *remitting*, and *continued*, fevers.—Explanation of these terms:—all have their use; but several too vague to found any distinction upon.—*Endemic*, *epidemic*, and *sporadic*, occasionally applicable to most fevers.—*Putrid* and *malignant* not exclusively appropriate to any one kind.—*Intermitting*, *Remitting*, and *Continued* the least ambiguous denominations: these again distinguished by their particular symptoms.

25. Explanation of the terms *intermitting*, *remitting*, and *continued* fever.—Chilliness at each exacerbation not necessary to constitute true *remittent*.

26. *Continent fever* of authors,—their description of it.—Its existence denied by Cullen, De Haen, and the best modern authorities,—and in itself shewn to be improbable.

27. Individual nature of idiopathic fever argued from the spontaneous change of quartan into tertian,—tertian into quotidian,—quotidian into remittent,—and remittent into continued fever;—together with the occasional reverse of this.—Such changes, however, when complete not merely spontaneous; but occasioned by the co-operation of their respective causes, as heat, contagion, marsh-miasmata, &c.—Dr. Cullen's observations on this subject, and his candour pointed out.


General Causes of Fever.

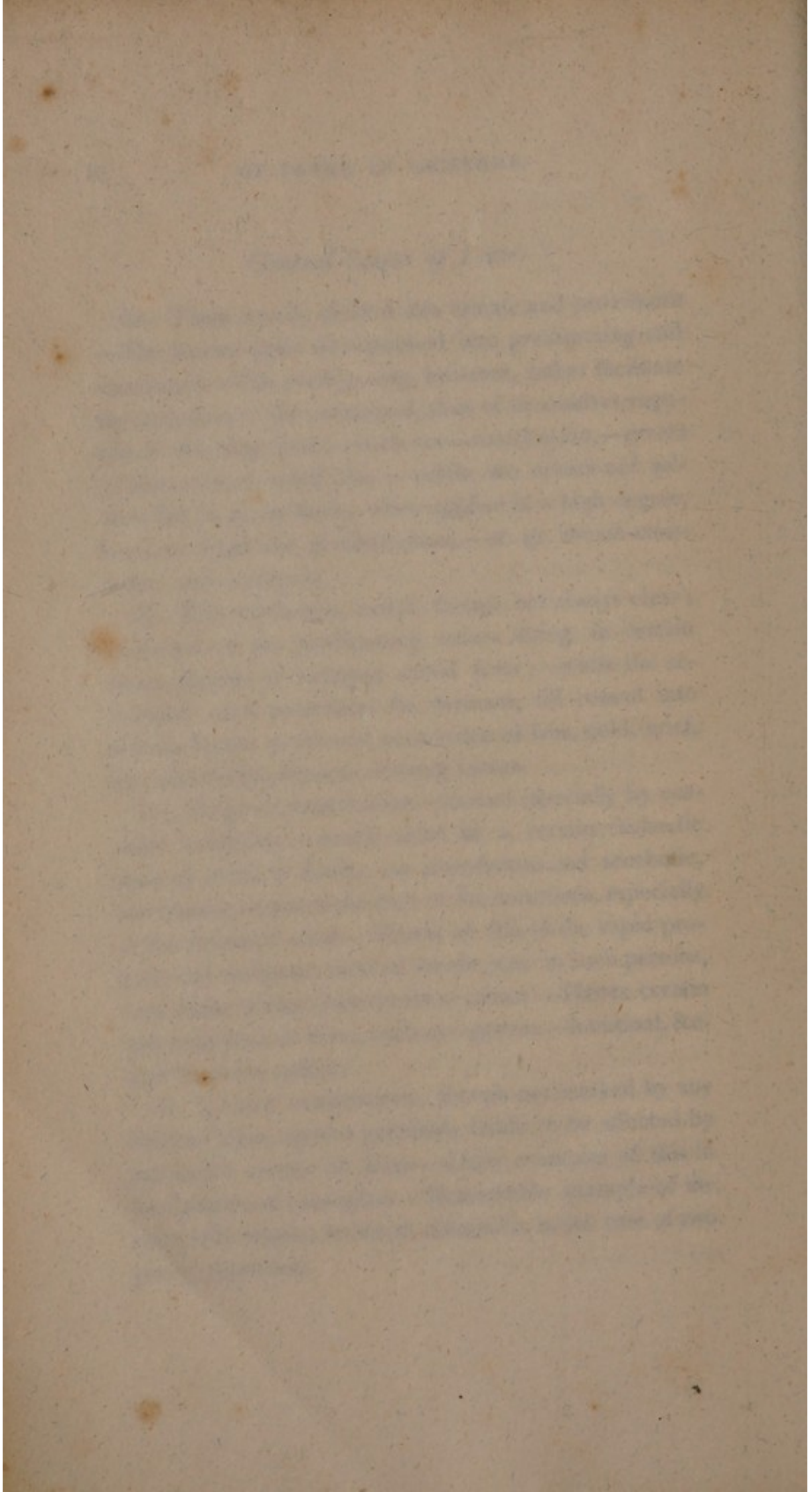
28. These usually divided into *remote* and *proximate*—The former again distinguished into *predisposing* and *occasional*.—The *predisposing*, however, rather facilitate the operation of the *occasional*, than of themselves capable of inducing fever;—such are—*constitution*,—*errors in diet*,—*fear*,—*cold*, &c.:—while the *occasional* seldom fail to excite fever, when applied in a high degree, however slight the predisposition,—ex. gr. *marsh-miasmata*, and *contagion*.

29. This distinction useful, though not always clear;—several of the *predisposing* causes being, in certain cases, capable of inducing actual fever;—while the *occasional* ones sometimes lie dormant, till roused into activity by the accidental occurrence of fear, cold, grief, &c. which thus become *exciting* causes.

30. *Original constitution*—marked especially by *vascular* irritability:—much aided by a certain cachectic state of solids or fluids,—as scrophulous and scorbutic, occasioning acrimonious state of the secretions, especially of the intestinal canal.—Proofs of this in the rapid progress and malignant form of febrile state in such persons, even when arising from common causes.—Hence certain denominations of fever, such as—*gastric*,—*intestinal*, &c. used by some authors.

31. Certain constitutions, though not marked by any external signs, appear peculiarly liable to be affected by *particular* causes of fever.—Daily examples of this in the instance of *contagion*.—Remarkable example of the same with respect to *marsh miasmata*, in the case of two young physicians.





Handwritten text at the top of the page, possibly a title or header, which is mostly illegible due to fading and bleed-through.

Main body of handwritten text, consisting of several paragraphs. The text is extremely faint and difficult to decipher, appearing to be bleed-through from the reverse side of the page. It seems to contain numbered sections or paragraphs.

Operationes chirurgicas? ^{salutis} magna -
Febres in Regimibus calidis - ^{atque} -

32. *Plethora* and *inanition*, though directly opposite, yet both favour the operation of certain causes of fever ;—*plethora* predisposing to fevers of the inflammatory and bilious kind,—while *inanition* predisposes to *intermittents*, and to the *low* or *nervous* fever from contagion.

33. *Errors in diet*.—Excess in animal food predisposes to fevers of high action ;—while vegetable food, especially if poor in kind, favours those of the intermitting and contagious sort.—Effects of these different kinds of food considerably dependant upon original constitution, and also upon present habit of body ;—so that each may be useful under certain circumstances in preventing fever.—These circumstances pointed out, and the kind of food and management proper under them, shewn.—Food of difficult digestion universally injurious :—exemplified in the febrile state taking place after its use in delicate persons,—and in that which follows a debauch even in the strongest.—Power of *custom* in lessening the effects of excess in the use of strong liquors ;—hence temperate persons more liable to fever from *occasional* debauch, than habitual drunkards are.

34. *Sudden or considerable alternation of temperature*—of all others the most frequent *obvious* cause of feverish indisposition of the catarrhal kind, especially in this variable climate : hence the denomination of a *COLD*, usually given to such indisposition.

35. *Cold* merely a relative term, and strictly signifying a greater or less privation of *HEAT* ;—but its meaning in ordinary language, founded on the common feelings of men,—and therefore, as far as respects the living body, must be referred to these as a standard.


36. The living human body endowed with power of generating or evolving a degree of heat considerably

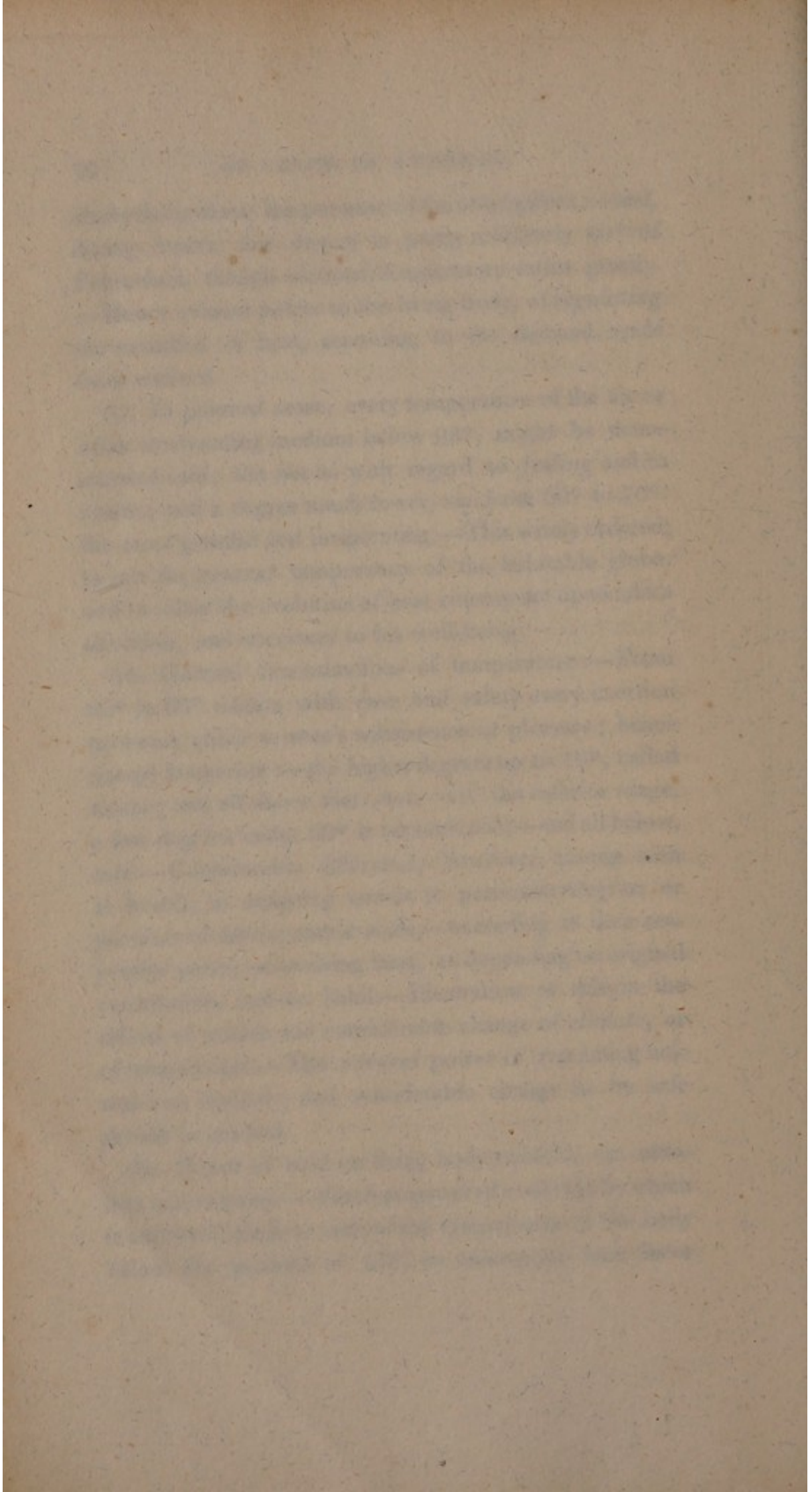
above the ordinary temperature of the atmosphere;—and, during health, this degree is pretty uniformly 98° of Fahrenheit, though external temperature varies greatly.—Hence evident power in the living body, of *regulating* the evolution of heat, according to the demand made from without.

37. In physical sense, every temperature of the air or other surrounding medium below 98° , might be denominated *cold*; but not so with regard to *feeling* and to health; and a degree much lower, viz. from 60° to 70° , the most grateful and invigorating.—This wisely ordered, to suit the *general* temperature of the habitable globe, and to allow the evolution of heat consequent upon man's exertions, and necessary to his well-being.

38. General denominations of temperature:—From 60° to 64° admits with ease and safety every exertion necessary either to man's subsistence or pleasure; hence named *temperate*:—the higher degrees up to 70° , called *warm*; and all above that, *hot*.—Of the inferior range, a few degrees under 60° is termed *cool*;—and all below, *cold*.—Considerable difference, however, among men in health, in assigning names to particular *degrees* or *portions* of thermometric scale,—according to their respective power of evolving heat, as depending on original constitution, and on habit.—Illustration of this in the effects of sudden and considerable change of *climate*, or of temperature.—The *natural* power of regulating animal heat limited; and considerable change to be safe should be gradual.

39. Power of cold on living body twofold, viz. *absolute* and *relative*.—*Absolute* power of cold that by which it uniformly tends to reduce the temperature of the body below the standard of 98° , by abstracting heat faster






that it can with ease be pushed. — It is usually maintained at a temperature of 90° — but very low temperatures occur during the critical period. — The scope of this period is, in general, 1 or 2 days; it is that of which I have spoken, from which I have gathered that the period is not merely a critical period, but depends on the nature of the disease.

24. In the period of the critical period, the patient is in a state of great prostration, and the temperature of the body is usually low. — The patient is usually in a state of great prostration, and the temperature of the body is usually low. — The patient is usually in a state of great prostration, and the temperature of the body is usually low.

25. Such patients are subject to a variety of complications, especially to the eruption of the skin. — It is not unusual to find a variety of eruptions, and these are usually of a nature which is not very dangerous. — The patient is usually in a state of great prostration, and the temperature of the body is usually low.

26. Considerable danger is the usual consequence of a patient being exposed to air of considerably more than the ordinary temperature; and especially if the patient has a violent cough, or is otherwise in a state of great prostration. — It is generally accompanied with a variety of inflammatory affections of the other parts of the body, and is attended with a variety of symptoms, as particularly with a variety of symptoms, as particularly with a variety of symptoms.

27. Medical efforts to counteract the effects of cold are usually applied to the body, and are usually attended with a variety of symptoms, as particularly with a variety of symptoms.



than it can with ease be evolved.—Balance readily maintained at temperature of 60° ,—but very low temperatures exhaust the calorific powers.—Example of this *partially*, in *frost-nipping*; and *generally*, in death of whole body, from intense cold;—proving, that animal heat is not merely a *chemical* process, but depends also on the *living principle*.

40. *Absolute* and *relative* power of cold, or its *sedative* and *stimulant* effects, illustrated by the operation of the cold bath upon a *delicate* and upon a *vigorous* man:—producing in the latter glowing warmth and increased strength;—in the former chilliness and shivering, followed by burning heat,—in short, febrile paroxysms.

41. Such paroxysm the simplest example of febrile state:—generally subsides like *ephemera*,—or if it remain, assumes the continued form of *catarrh*, with inflammatory constriction of exhalant vessels, and diminished discharge from skin.—Explanation of the common opinion—that such feverish state depends on the perspirable matter being retained.

42. Similar febrile disorder the usual consequence of a person being exposed to *air* of considerably different temperatures, in quick succession; and especially if change from *hot* to *cold*.—Is generally accompanied with local inflammatory affection of one or other part, according to circumstances of exposure, or particular susceptibility;—occasioning different degrees and forms of *catarrh*,—*ophthalmia*,—*angina*,—*pneumonia*,—*rheumatism*, &c.

43. Morbid effects of cold greatly increased, if applied to the body when overheated and in copious perspiration.—Hence the serious disorder often caused even by grateful coolness of atmosphere under such state of


body ;—but mischief still more violent when the transition is sudden and great,—as from drinking very cold liquors.—Examples of this from Dr. Rush, Dr. Currie, and others, with the most effectual means of lessening or preventing the dangerous consequences.

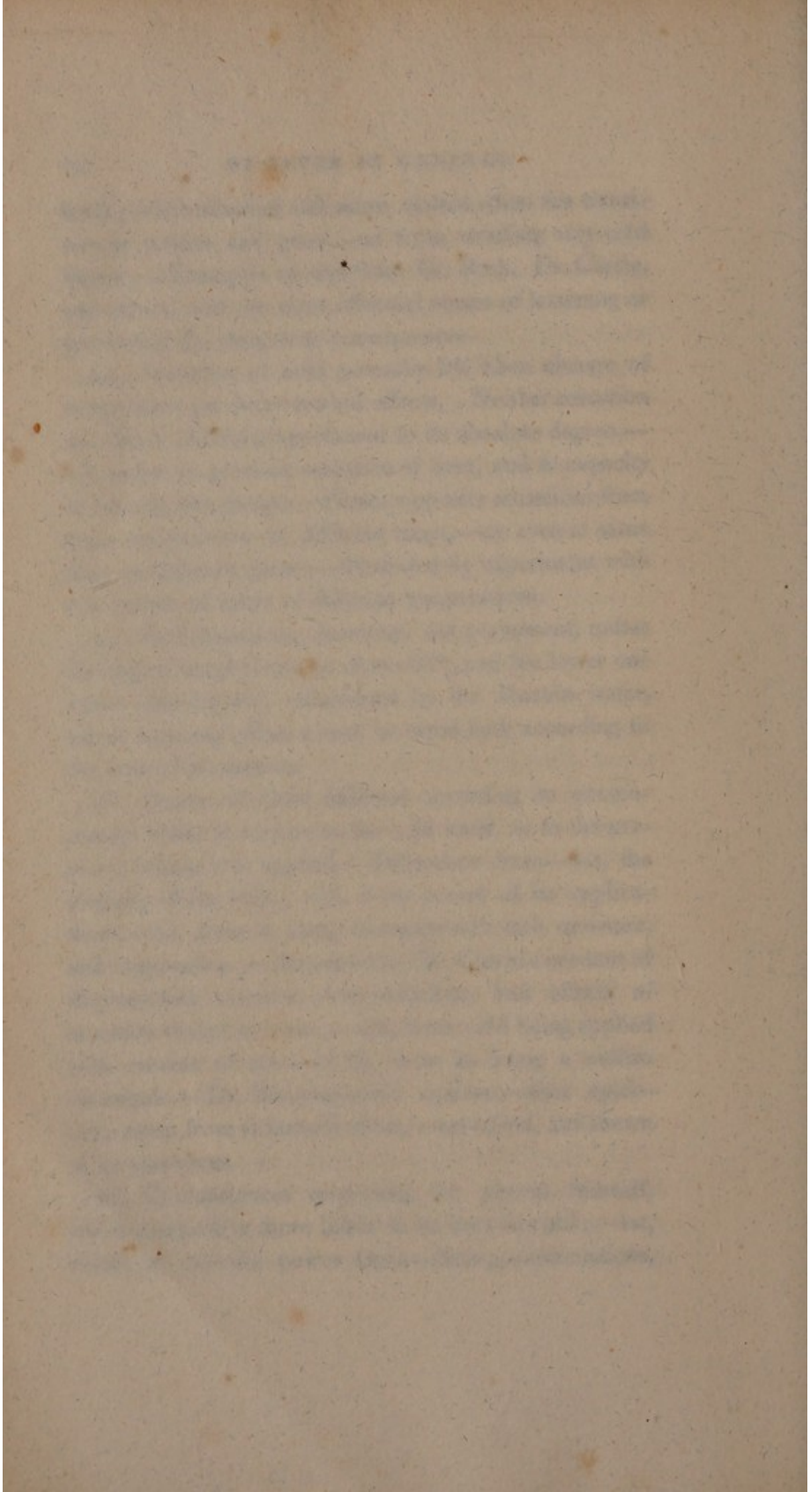
44. *Sensation* of cold generally felt when change of temperature produces morbid effects. Neither *sensation* nor *effects* of cold proportioned to its absolute degree,—but rather to previous sensation of heat, and to capacity of bearing the change.—Hence opposite sensations from same temperature at different times,—or even at same time in different parts ;—illustrated by experiment with two vessels of water of different temperatures.


45. Such sensations, however, not permanent, unless the higher temperature be *above* 62° , and the lower one *under* that degree :—illustrated by the Buxton water, which becomes either a cool or tepid bath according to the time of immersion.

46. Power of Cold different according to circumstances either in respect to the cold itself, or to the person to whom it is applied.—Difference from—1st, the intensity of the cold ;—2d, from period of its application ;—3d, from its being accompanied with moisture, and evaporation ;—illustrated by Dr. Currie's account of shipwrecked mariners ;—nevertheless, bad effects of moisture denied by some ;—4th, from cold being applied with current of air ;—*lastly*, from its being a sudden vicissitude.—Dr. Wintringham's opinion,—that epidemics arose from vicissitude alone,—examined, and shewn to be erroneous.

47. Circumstances respecting the person himself, which render him more liable to be hurt by cold ;—1st, defect of calorific power from—fasting,—evacuations,








—fatigue,—debauch,—excess in venery,—long watching,—much study, and consequently sedentary life ;—rest immediately after violent exercise ;—state of sleep ;—preceding disease :—2dly, from the whole or part of the body being deprived of its usual covering ;—one part being exposed, while the rest are kept warmer than usual ;—the sensibility of the individual, or of the particular part exposed.—Remarks upon each of these circumstances.

48. The power of the circumstances enumerated (47) in *favouring* the operation of cold, confirmed by attending to those which enable persons to *resist* its morbid effects ;—which are,—vigorous constitution, especially with respect to the heart and arteries ;—exercise ;—use of cold bath ;—employment of cordials ;—operation of active passions ;—habit of exposure ;—certain states of morbid excitement of the brain and nerves, as in mania.


49. Sudden and considerable alteration of temperature most readily productive of febrile state,—and especially that from a *high* to a much lower degree of heat.—But continued application of heat considerably above 62° , disposes to febrile condition, and greatly modifies that already present.—Operation of external heat double ;—1st, stimulating the nerves, and increasing the velocity of circulation ;—2d, preventing or lessening certain chemical exchange of principles, made in the course of the circulation under a lower temperature, and found conducive to vigorous health.—Circulation through the hepatic system especially affected by this ; giving rise to certain states of disease particularly noticeable in warm climates, and perhaps too much overlooked by practitioners in the colder ones.

50. Other causes which predispose to, or actually excite fever.—Certain intemperies of the atmosphere, independent of its sensible qualities.—Sydenham's remarks on this; and his consequent division of fevers into *stationary* and *intercurrent*.—Inquires how far the same constitution of atmosphere continuing for a number of years, accords with modern observation:—Each year appears to have certain marked character in its diseases, generally differing from the preceding or following one.—The cause assumed by him, viz. a change in bowels of the earth, was altogether hypothetical in his time, though not improbable now.—Chemical composition of atmosphere now well known;—but its effects on man very different, though its eudiometrical properties the same.—Do not the differences depend rather upon the *mode* or *degree* of combination between its ingredients, than upon their absolute quantities, or their proportions in it as a simple mixture?—Perhaps the particular *electric* state of atmosphere, as connected with nervous or Galvanic influence, may have considerable power in occasioning healthy or morbid effects from atmosphere:—in this view, Sydenham's conjecture may be true.—Accurate register of such changes connected with history of the season and prevailing diseases, still wanting.—Occurrence of catarrh in considerable district, without proof of contagion, or any unusual change in *sensible* qualities of atmosphere.

51. Effluvia of marshes, called *Marsh Miasmata*, the most common cause of intermitting and remitting fever.—These effluvia very different from mere watery exhalations;—many moist situations being free from intermitting fevers. Precise nature of the *Marsh Miasmata* little known;—being void of odour or other sensible



The text on this page is extremely faint and illegible. It appears to be a single column of text, possibly a list or a series of entries, but the characters are too light to be read. The page shows signs of age, including a small brown stain in the upper left corner and some minor discoloration throughout.



quality.—Macerating moisture and heat, which favour the rapid decomposition of vegetable and animal matter, especially necessary to its production.—Operation of heat shewn, by the more noxious effects of marsh effluvia in warm than in cold climates and seasons ;—and especially in autumn, when heat is often greatest, and many vegetables spontaneously die and rot.—Animal putrefaction less aiding perhaps than might be supposed ; for alone it has little effect on certain trades, as skinners, tanners, &c.—Effluvia from gangrenous decomposition, perhaps an exception.


—52. Not every kind even of *vegetable* decomposition that yields febrific miasms.—Remarkable exception in peat ; which is antiseptic.—*Septic vegetable decomposition*, then, the cause ;—and hence explanation of fact observed,—that in the autumn of very wet summers, intermittents have occurred in high, and at other times dry situations, though not observed before or since.—Instances of this in certain high parts of Northamptonshire in the year 1782, which was remarkable for its wetness.—Same principle explains why the mud of great African rivers, which abounds in decomposed animal and vegetable matter, becomes, when exposed by drought, remarkable for occasioning remitting and intermitting fevers.—Hence the periodical fevers at Cairo on retiring of the Nile.—Similar effects on the Guinea coast ; but less at the gradual drying up of the rivers, than at the sudden re-moistening of the dried mud, by general fall of periodic rains.—Country often half depopulated then ; and some parts quite deserted from that cause.

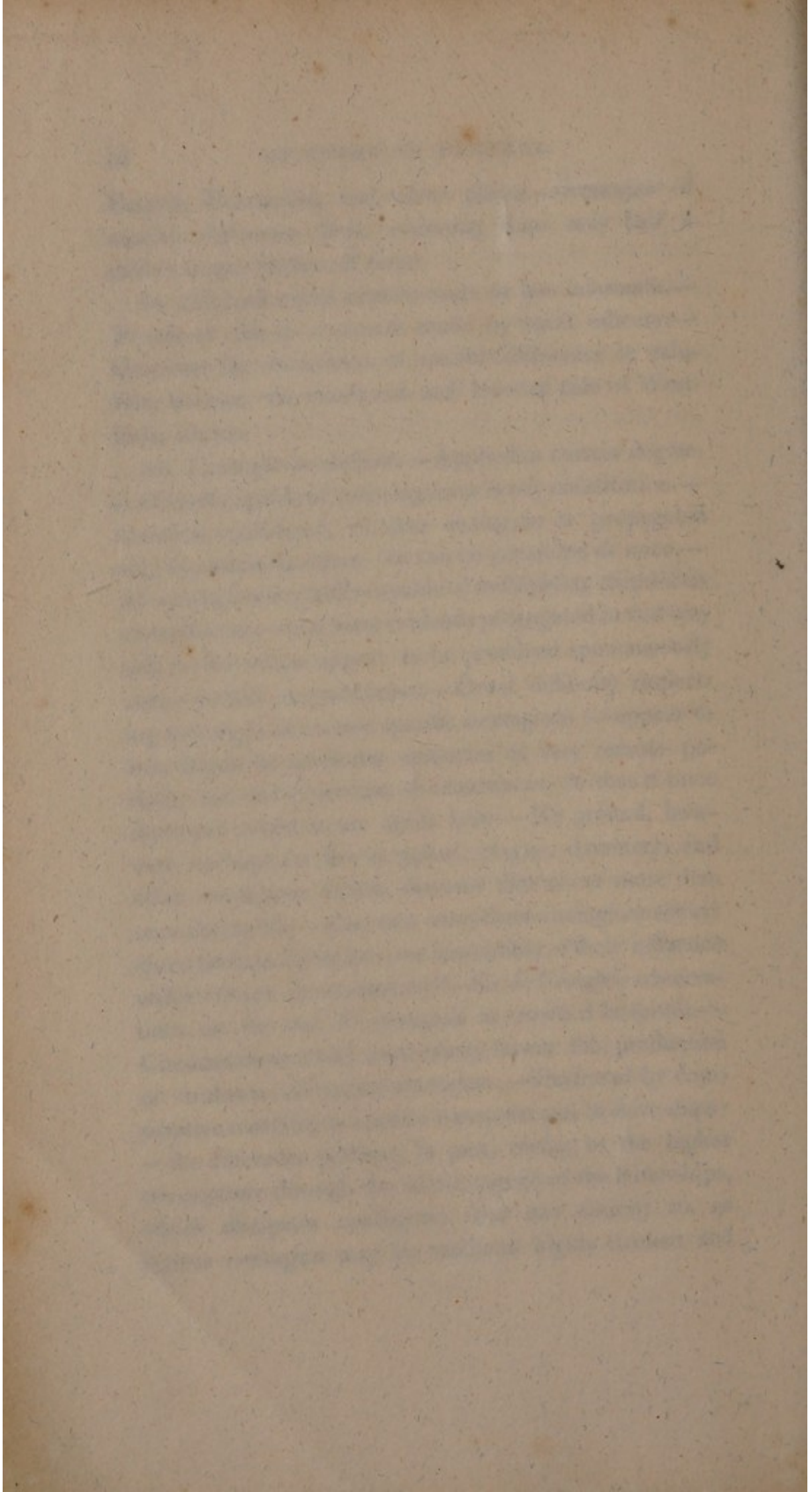
53. Marsh or Phytoseptic miasma not capable, like Contagion, of attaching itself to clothes, &c. ; but speedily dissipated and rendered harmless.—Proofs of this at

Batavia, Bencoolen, and other places.—Instances of sensible difference from removing ships only half a cable's length farther off shore.

54. All land winds contain more or less miasmata.—Proofs of this in a remark made by naval officers:—illustrates the observation of sensible difference in salubrity between the windward and leeward side of West-India islands.

55. *Contagion*—defined.—Applied in certain degree, is of itself capable of inducing fever in any constitution.—Question considered, whether contagion is propagated only by communication,—or can be generated *de novo*.—All contagions certainly capable of multiplying themselves under disease;—and some evidently propagated in that way only;—but others appear to be produced spontaneously under certain circumstances.—Great difficulty respecting the origin of certain specific contagions:—appear to have begun in particular countries at very remote periods, and under peculiar circumstances, so that if once destroyed might never again arise.—No ground, however, to hope for this in typhus, plague, dysentery, and other contagious febrile diseases that occur more than once during life.—Can men carry these contagions always about them, and only become susceptible of their influence under certain circumstances?—Sir J. Pringle's observations on the rise of contagion in crowded hospitals.—Circumstances which particularly favour the production or virulence of typhus contagion;—illustrated by comparative mortality in convict transports and in slave ships:—the difference perhaps, in part, owing to the higher temperature through the whole voyage of the latter ships, which dissipates contagion; but not entirely so, as typhus contagion may be rendered highly virulent and





...of the
... ..
... ..


... ..
... ..
... ..
... ..
... ..
... ..
... ..
... ..
... ..

CHAPTER V

... ..
... ..
... ..
... ..
... ..
... ..
... ..
... ..

... ..
... ..
... ..
... ..
... ..
... ..
... ..
... ..

... ..
... ..
... ..
... ..
... ..



infectious even in hot climates.—Account of the Boulam Fever,—Malignant Yellow Fever of the West Indies, North America, and Spain.

56. Fear—and excess in venery—also remote causes of fever;—while firmness of mind gives corresponding tone and vigour to nervous and vascular systems, and lessens or prevents the influence of contagion.—Examples illustrating this;—remarkable one related by Dr. Coste respecting the last plague at Marseilles.—Effects of fear, grief, &c. related by Diemerbroeck and others.—Observation made respecting new married people during the plague.

Doctrines respecting Fever.

57. By inquiring into the operation common to the several Causes of fever, we approach towards a knowledge of the febrile state.—The nature of a *proximate cause* ill understood;—hence the search after it rarely successful;—and the circumstance generally assigned as the proximate cause, either a gratuitous assumption, or some one or other of the more prominent symptoms,


58. Opinion of Hippocrates,—that fever was an effort of Nature to expel something hurtful from the body.—Adopted by Galen and his followers,—and countenanced by various evacuations occasionally attending crisis.—Hence doctrine of *Concoction*, or fermentation and despumation;—and belief that duration and event depended on these being rapid or slow,—imperfect or complete.—Treatment founded on these ideas.

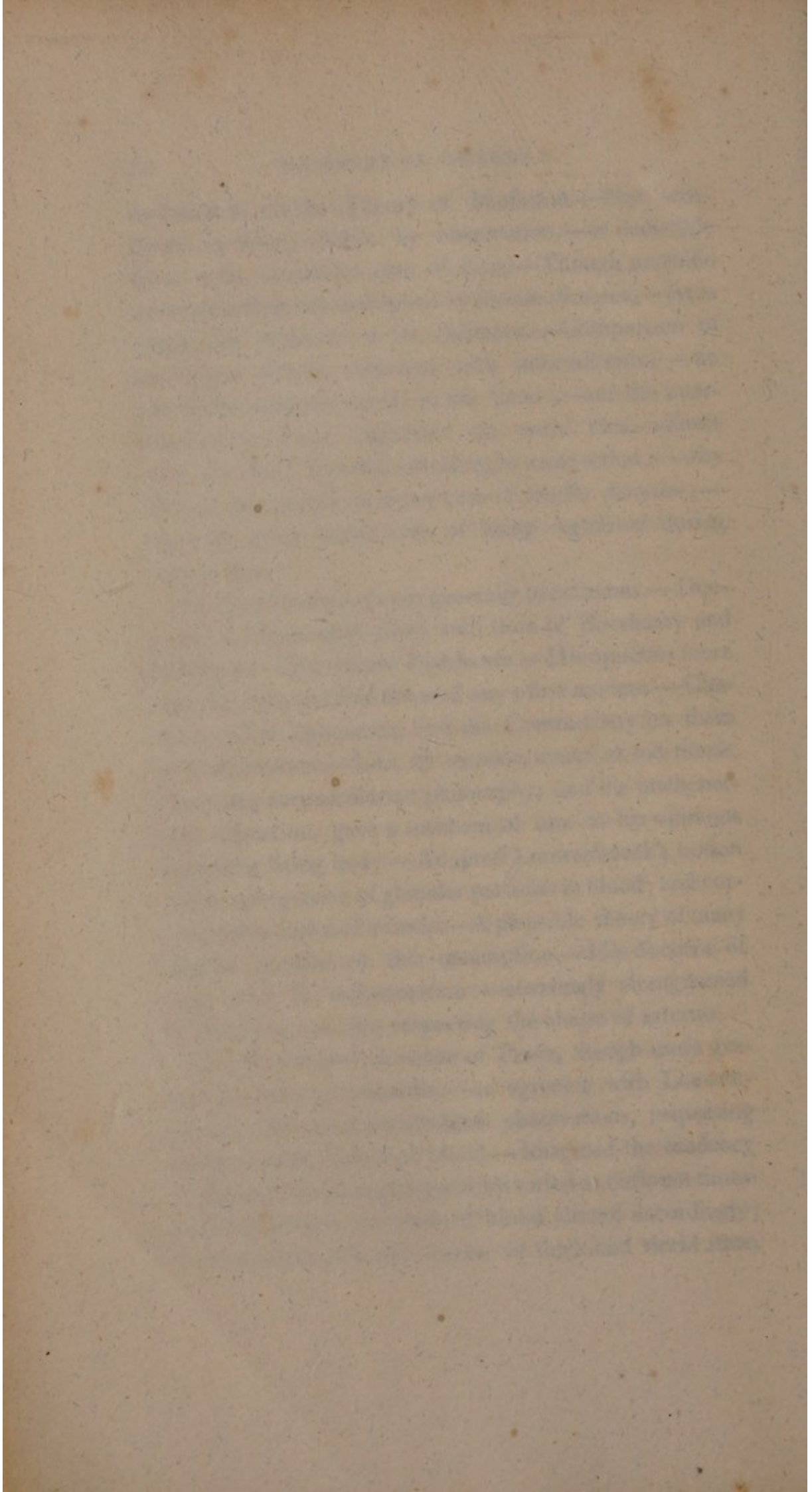
59. These doctrines (58) universally taught for thirteen centuries;—and though now exploded among British practitioners, still exist in the language and opinions of the vulgar.—Humoral pathology fully discussed


in Lectures on the Theory of Medicine.—Not sanctioned in fever,—either by observation,—or deducible from most successful plan of cure.—Though morbid cause absorbed and multiplied in certain diseases,—yet in others, no evidence of its existence.—Comparison of contagious febrile disorders with intermittents;—no proof of a *materies morbi* in the latter;—nor the intermissions in them explicable on such idea.—Fever often cut short without attending to concoction:—why this not practicable in every case of febrile disorder;—and why some admit only of being *regulated* during their progress.

60. Revolutions in physic generally in extremes.—Doctrines of Galen undisputed until time of Boerhaave and Hoffman.—Character of Boerhaave.—His opinions more generally adopted than those of any other modern.—Character of his Aphorisms, and the Commentary on them by Van Swieten.—Like all *systems*, aimed at too much. Prevailing corpuscularian philosophy, and his mathematical education, gave a mechanical turn to his opinions respecting living body.—Adopted Loewenhoeck's notion of decreasing series of globular particles in blood; and corresponding series of vessels.—A plausible theory of many diseases founded on this assumption.—His doctrine of *error loci* in inflammation:—seemingly strengthened by his erroneous idea respecting the shape of arteries.

61. Boerhaave's doctrine of Fever, though more gratuitous, yet still plausible,—as agreeing with Loewenhoeck's and his own alledged observations, respecting compounded globules of blood.—Imagined the tendency to aggregation among its particles varied at different times,—and condition or crasis of blood altered accordingly;—occasioning thin and serous, or thick and viscid state,







accordingly as aggregative tendency weak or strong.—Assumed *Lentor*, or viscid state of blood, as proximate cause of fever.—His mode of applying this to explain the phenomena of a febrile paroxysm.

62. His theory implicitly received by cotemporary and succeeding physicians.—Was himself the first to see its defects;—and to admit the agency of Nervous System.—Van Swieten's endeavour to explain the difficulty, and maintain his master's credit.—With this explanation, approaches the doctrine of Hoffman and Cullen.

63. Mechanical doctrines incapable of rigorous scrutiny when applied to living body.—No direct proof of viscosity in blood during fever.—The very ground-work, viz. Loewenhoeck's observations, shewn to be a mere fallacy.

64. The Mechanical System of Physic much weakened by chemical discoveries.—Phenomena of Nervous System became more attended to,—especially by Hoffman,—who referred the healthy or diseased condition of body, primarily to the state of the *moving fibre*.—This doctrine strengthened and illustrated by operation of various subtle agents on the living body;—and particularly by the effects of passions and emotions.—The general principle now universally admitted as a fundamental part of pathology.

65. Fever considered by Hoffman as primarily arising from diminished vigour of nervous system, and particularly of brain and spinal marrow;—whence nervous extremities not duly supplied with energy.—Effects of this necessarily greatest in remote parts,—especially in extreme arteries;—whence atonic and spasmodic state of


them.—Application of this to explain some of the phenomena in cold stage.


66. That febrile commotion exists primarily in Nervous System, now universally allowed;—unnecessary, therefore, to enter into the discussion of it.—Hoffman's theory adopted by Dr. Cullen, and illustrated with great ingenuity.—Chief merit, however, due to Hoffman, both as first proposer, and as referring the phenomena of fever to an irregularity and disturbance pervading the nervous system,—and present in every stage of fever;—while Cullen assumes a *symptom*, viz.—spasm of extreme vessels,—as the proximate cause.

67. Sketch of Dr. Cullen's theory of fever.—Remote causes of fever all directly sedative,—and their application occasions debility,—as shewn by—general languor,—weak frequent pulse,—coldness and shivering,—want of appetite, &c. accompanying attack of fever.—Intermitting fever selected as the best example.—Considers *three* states, viz.—of debility,—of cold,—and of heat, as essential to idiopathic and primary fever.—From their occurring in the order enumerated, concludes them related as *cause* and *effect*.

68. So far supported by facts.—But proceeds to assume *spasm* as proximate cause of fever.—To do this, recurs to positions neither congruous with one another,—nor warranted by observation.—No proof of spasm in every fever:—though obvious in intermittents, is much less in remittents,—and often undiscoverable in typhus.—This shewn by comparison of these forms.—Reaction of heart and arteries therefore, to be explained on some other principle or law of the animal economy.

69. Other difficulties attending his theory:—spasm





to the definition of the essence of a
proximate cause. It is not clear,
a better principle of it is not clear,
it is easy to imagine the microscope
steps of four to that which is
on to the proximate cause. It
is not clear what else is not clear
when the proximate cause is

Is this definition of the essence of a
proximate cause allowed - or is it
a *petitio principii*? if not allowed,
it is easy to imagine the successive
stages of fever to that directly produ-
ced by the proximate cause depen-
dent upon each other and not
upon the proximate cause? #

supposed by him partly owing to the *VIS MEDICATRIX NATURÆ*.—Absurd to believe that the preservative power augments the very same state which it was roused to do away.—The essence of a proximate cause, that, when present, disease also present,—when removed, disease ceases.—Spasm present only in one stage even of intermitting fever.—Is itself dependant on diminished energy of brain and nerves;—and its recurrence prevented by supporting tone and energy.—Spasm, therefore, only *one* among the concourse of symptoms.

70. Outline of Dr. Brown's theory.—Capacity of living body for receiving impressions, termed by him *excitability*.—Agents or Powers acting on the body, termed *stimuli*.—Life,—health,—and disease, the result of *stimuli* acting on *excitability*.—Certain degree or quantity of excitability assigned at commencement of existence:—is worn out by operation of stimuli,—quicker or slower according to their degree,—and death the necessary consequence.—Speciousness of this;—but irreconcilable with another necessary position,—that the *excitability* is accumulated,—is in proper degree,—or is exhausted,—accordingly as *stimuli* are defective,—in due proportion,—or in excess.

71. Other embarrassments attending this theory.—*Excitability* though varying in *degree*, affirmed to be always simple and individual in its *nature*.—Necessary consequence of this,—that *stimuli* also differ only in *degree*,—and consequently, in certain dose, ought all to have same effect.—That such idea absurd, and contrary to fact, proved from original difference of organs in body, each fitted to its respective agent.—Proved also from specific

and peculiar operation of remedies :—excitability increased by Mercury or Alcohol,—diminished or exhausted by Lead, or Digitalis.—These objections fatal to the whole system.

72. Still farther difficulties of his doctrine with respect to Fever.—No primary stimulant effect observable from Marsh Miasmata, or Contagion of Typhus or Plague.—Hence considered poisons and certain contagions as an exception.—Assumed *debility* as proximate cause of fever ;—but avoids explaining how occasioned by these, —or ascertaining whether *direct* or *indirect* ;—though this before affirmed by him to be indispensable to the knowledge of disease, and to successful treatment.


73. Though Dr. Brown's *theory* the same,—his *practice* greatly changed within a few years.—Doses of opium and brandy first recommended by him in fever, very much diminished latterly, in consequence of doubts suggested by some of his pupils.—His own practice never sufficient either to verify or disprove his system.

74. Dr. Darwin's theory difficult, if not impossible, to be understood ;—his doctrines received by very few ;—and no superior success in his own practice, to justify the trouble of studying his system.

Of the Nature of Fever.

75. The investigation of this subject difficult :—much novelty not to be looked for,—but unbiassed relation of facts, and conclusions resulting from attentive observation.

76. Febrile diseases, though numerous and varied, have all something of a common nature.—Causes productive of fever apparently very different in their properties.—General similarity of their effect on living body, explicable only from their tendency to injure and destroy it,—



[The page contains extremely faint, illegible text, likely bleed-through from the reverse side of the document. The text is too light to transcribe accurately.]

If the whole portion of oxygen gas which
is set free be not carried to the
respiratory organs, it will be
lost to the system. It is
in fact a portion of the
oxygen gas which is
set free in the
respiratory organs
which is used in the
oxidation of the
carbonaceous matter
of the food.

1 If the whole portion of oxygen gas inspired at once be not converted into carbonic acid - I mean, if the lungs convert but a certain portion of oxygen gas; however pure the inhaled air may be; whence that variation of temperature, which is said above to happen during inhalation of air "considerably more or less pure than that of atmosphere"?

and the body itself being endowed with Preservative Power to resist their operation.

77. This power or principle chiefly resident in the Nervous System.—Functions of this system not fully ascertained.—*Sensation* inherent in it :—*Motion* derived from it.—*Calorific* function not sufficiently referred to nervous system.—*Doctrine* of respiration and animal heat treated fully in physiological course :—short sketch of it according to the discoveries of Dr. Crawford, Lavoisier, &c.

78. In process so purely chemical as represented by them, *great* variation necessary, according to *relative* as well as *absolute* quantity of Oxygen, Caloric, and Carbon.—A certain *degree* of variation observed in temperature of body, when person in health made to breathe air considerably more or less pure than that of atmosphere ;—but scarcely sensible difference in air of different places and at different times, by eudiometrical tests.—Variation of animal heat, then, while breathing common atmosphere, not owing to difference in the quantity of oxygen it contains ; for the whole portion of oxygen gas inspired at once, not converted into carbonic acid.—Of course, the quantity of Caloric evolved under similar *external* circumstances,—to be referred to that particular vital process which effects an exchange of Caloric and Carbon during circulation.

79. This exchange, or *Calorific Process*, ultimately referable to agency of Nervous System.—Proof of this, in uniformity of animal heat during health, under every variety of external temperature ;—and great difference of it, even under same temperature, if functions of Nervous System deranged.—Morbid variation of animal warmth, sometimes pretty constantly *below*, at other times rather


above the healthy degree,—but oftenest, repeated alternation of *excess* and *defect*.

80. When such alternation begins with *deficient*,—then proceeds to *excessive* evolution of heat,—and these changes recur at intervals with more or less violence,—it then constitutes that morbid state termed PYREXIA:—character of this, as accurately defined by Dr. Cullen.

81. Nature of the process effecting separation of Carbon from solids of body, on one hand,—and its absorption by the blood and consequent evolution of Caloric, on the other,—at present unknown;—but ultimately traced to agency of Nervous System;—and immediately and considerably affected by certain disturbed state of this, while external circumstances unchanged.—Striking proof of this in case related by the late Mr. J. Hunter, and farther illustration of it in the ingenious experiments of Mr. Brodie, (Phil. Trans. Part I. for 1811.)—Such disturbed state of Nervous System, if not *the proximate cause* of pyrexia,—at least very intimately connected with it.

82. This particular state, chiefly characterized by deficient and irregular distribution of nervous energy;—hence often described by the term *debility*.—Such term, however, too general,—as comprehending several species of defective power in Nervous System, not productive of *febrile* state.—Term *atony* used by Dr. Cullen.—This term by itself also objectionable,—as denoting more especially want of tone in *muscular fibre*;—but qualified by word *febrile*, appears sufficiently precise and expressive.

83. Chilly and cold state of body marking commencement of pyrexia, proof of diminished energy in nervous system.—This universally followed by increase of heat,—even to 6° and 8° beyond healthy standard.—Such



Faint, illegible text, likely bleed-through from the reverse side of the page. The text is mirrored and difficult to decipher.


affection directly the reverse of what might be expected.
 —Illustration of this, by comparison of pieces of mechanism with living body. —Retardation or irregularity of machine, remains the same, so long as first cause continues to act. —Living body also a machine, —but infinitely superior in construction and operations. —Example of healthy man exposed to much uneasiness. —First effects, —indefatigable bodily or mental exertion, —fatigue, and general uneasiness. —loss of appetite, —small and very frequent pulse, —paleness and wrinkling of skin, —loss of general and animal existence, —change of fluids of body, —if short, cold fit of intermitting fever.

84. So far the effects in machine and in living body correspond. —But these soon permanent in latter, —at death inevitable. —After symptoms of diminished power and energy lasting some time, —opposite train of symptoms ensues. —heat gradually returns, and even exceeds normal degree; —pulsation becomes quick and variable, —its inter-vals rapid even to delirium; —pulse grows full and less frequent, —and lastly, perspiration or sweat succeeds, with relief to all these symptoms, and restoration of bodily and mental functions, usually or entirely to healthy state.

85. This restoration often only temporary, —and same train of symptoms returns again after interval of 10, 20, or 48 hours; —but at other times complete and permanent. —or the same symptoms last several, until they cease spontaneously.

86. Difference between inanimate machine and living body, —entirely owing to the latter being endowed with *SENSITIVE PRINCIPLE*, or *POWERS OF LIFE*.

87. Objections made to this principle, such as being



alternation directly the reverse of what might be expected.—Illustration of this, by comparison of piece of mechanism with living body.—Retardation or irregularity of *machine*, remains the same, as long as first cause continues to act.—Living body also a machine,—but infinitely superior in construction and operations.—Example of healthy man exposed to marsh miasmata :—first effects, —indisposition to bodily or mental exertion,—lassitude and general uneasiness,—loss of appetite,—small and very frequent pulse,—paleness and shrinking of skin,—chilly sensation and actual coldness,—shaking of whole body;—in short, cold fit of intermitting fever.

84. So far the effects in *machine* and in living body correspond—But these not permanent in latter,—or death inevitable.—After symptoms of *diminished* power and energy lasting some time,—*opposite* train of symptoms arise :—heat gradually returns, and even exceeds natural degree ;—mind becomes quick and irritable,—its ideas rapid even to delirium ;—pulse grows full and less frequent ;—and lastly, perspiration or sweat succeeds, with relief to all these symptoms, and restoration of bodily and mental functions, nearly or entirely to healthy state.

85. This restoration often only temporary,—and same train of symptoms recurs again after interval of 12, 24, or 48 hours ;—but at other times complete and permanent,—or else each recurrence less severe, until they cease spontaneously.

86. Difference between inanimate machine and living body,—evidently owing to the latter being endowed with PRESERVING PRINCIPLE, or *Vis Medicatrix Naturæ*.

87. Objections made to this principle, from its being

personified by its advocates, and compared with Rational Soul, under different names of *Archæus*,—*Autocrateia*,—and *Anima medica*;—but its existence and operation incontestibly proved in a variety of cases :—examples of these.


88. Objection—that PRESERVING POWER, instead of simply counteracting the primary effects of morbid Cause in fever, occasions even more distressing or dangerous symptoms,—answered ;—the symptoms of *re-action* being *morbid* only because in *excess*.—Application of this to the definition given of disease (par. 2.) pointed out.

89. Every paroxysm of fever, then, consists of *two* sets of symptoms ;—the first set being the *direct* and *immediate* effects of febrific cause, ex. gr. marsh miasma,—contagion, &c. ;—the second arising *indirectly*, or through operation of PRESERVING POWER.—In the increasing or diminishing this *reaction* of the Preserving Power, then, consists a principal part of the cure of fever.


Of the Crisis in Fever.

90. Original signification of the term *κρίσις* ;—its meaning as applied to change in disease.—Strictly denotes either fatal or happy event,—but generally used in latter sense.

91. Curious fact,—that living power, when nearly worn out by successive paroxysms or exacerbations of fever,—should often suddenly and spontaneously recruit,—remove all alarming symptoms,—and leave the patient with little more complaint than general weakness.—This change most striking in *continued* fever ;—and sometimes so remarkable, as to seem the special effect of divine interposition :—bad consequences of such belief among nurses and patient's friends.



Faint, illegible text, possibly bleed-through from the reverse side of the page. The text is arranged in several paragraphs and is mostly obscured by the paper's texture and discoloration.



92. To understand the nature of crisis,—necessary to recollect the view given (par. 89.) respecting nature of fever.—PRESERVING PRINCIPLE various in degree in different individuals,—periods of life, &c.—Constitution *strong* when PRESERVING POWER *vigorous*,—and *weak* when PRESERVING POWER *defective*.—Force of exciting causes also, viz. Miasmata, Contagion, &c. different on different occasions.—According to relative degree of preserving power on one hand, and force of febrific cause on the other,—the change termed *crisis* will be well marked,—indistinct,—or altogether absent.—Crisis most remarkable, when operation of the febrific agents goes *nearly* to subvert the PRESERVING POWER,—and where it acts directly on Nervous System, without occasioning such derangement of its *organization*, as to unfit it for resuming its functions when the morbid impression has ceased.


93. Morbid impression made by the causes of fever, not permanent,—but wears out after longer or shorter period.—Febrile state induced by cold (unless joined with local inflammation)—seldom of such duration and degree, as to display critical change.—Morbific intemperies of atmosphere constantly applied while it exists;—difficult, therefore, to ascertain the date of its first *effective* impression.—Effect of miasmata occasionally very speedy;—instances mentioned by Lancisi, and by Sir J. Pringle.—Effect of contagion often still more quick.

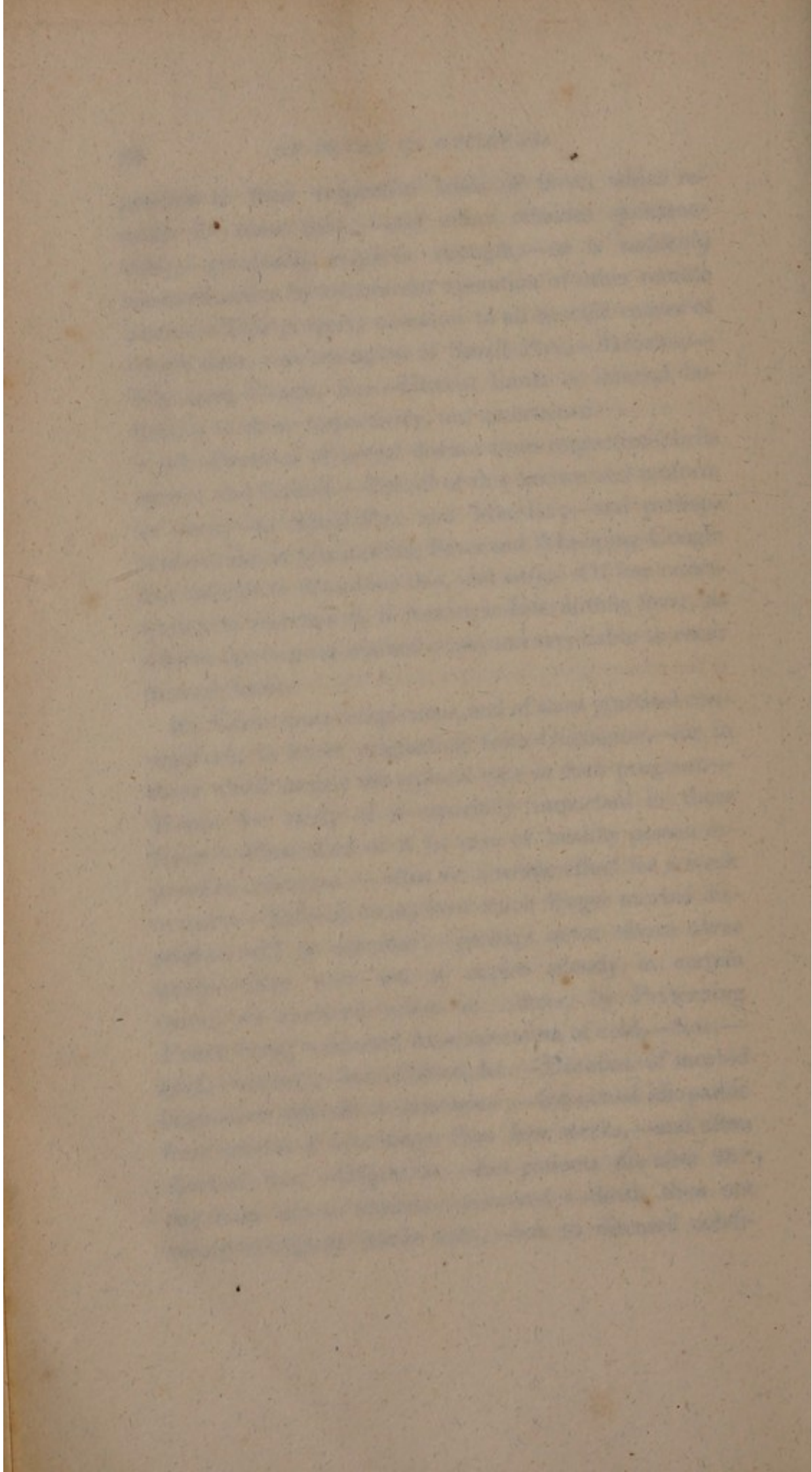
94. When morbid impression not strong, no actual disease immediately follows.—Interval between effective application of Miasmata, and attack of Intermittent, now and then well marked (par. 31);—but between exposure to Contagion, and commencement of Typhus, often distinctly ascertained.—Agree in producing specific *dis-*

position to their respective kinds of fever, which remains for some time;—and either subsides spontaneously,—*gradually* acquires strength,—or is *suddenly* rendered active by concurrent operation of other remote causes.—This property common to all specific causes of febrile state,—as contagion of Small-Pox,—Measles,—Whooping-Cough, &c.—Utmost limits of interval belonging to these respectively, not ascertained.

95. Duration of actual disease from respective febrile agents, also limited.—Period of this known and uniform in some,—as Small-Pox and Measles;—and perhaps uniform also in Intermitting Fever and Whooping-Cough: but difficult to determine this, and why.—Of less consequence to ascertain it, if it exist, in Intermitting fever, as seldom shewing any marked crisis, and very liable to recur through habit.

96. Crisis most conspicuous, and of most practical consequence, in fevers originating from Contagion,—or in those which *assume* the typhoid type in their progress.—Hence the study of it especially important in those fevers.—Illustration of it by case of healthy person exposed to contagion:—often no sensible effect for a week or more.—Difficult to say how much longer morbid disposition will lie dormant;—perhaps never above *three weeks*.—May wear out or expire silently in certain cases;—is rendered active in others, by *Preserving Power* being weakened from operation of cold,—fear,—grief,—anxiety,—loss of blood, &c.—Duration of morbid impression difficult to determine;—but actual idiopathic fever seldom if ever longer than four weeks,—and often short of that.—Objection,—that patients die after 28th day from actual seizure,—answered:—death then not owing to original febrile state,—but to diseased condi-





...involvement of the nervous system...
...of the brain...
...of the nervous system...
...of the nervous system...
...of the nervous system...


97. Local affections...
...of the nervous system...

98. The development of the nervous system...
...of the nervous system...
...of the nervous system...
...of the nervous system...
...of the nervous system...

99. Critical termination...
...of the nervous system...

100. This doctrine first taught by Hippocrates...
...of the nervous system...
...of the nervous system...
...of the nervous system...
...of the nervous system...

101. The nervous system in the body...
...of the nervous system...
...of the nervous system...
...of the nervous system...
...of the nervous system...



tion induced in some important organ,—as inflammation, effusion, or suppuration in brain,—lungs,—liver,—intestines,—mesentery, &c.—Proof of this from *general* febrile disorder often subsiding some days before death in such cases.—Protraction of intermittents often owing to local disease,—especially in liver and spleen.

97. Local affections occurring during the progress of idiopathic fever, also render crisis obscure and imperfect.

98. Febrile derangement of functions proportioned to force of contagion on one hand, and to susceptibility of patient on the other.—May terminate at any period between a few days and three weeks, according to circumstances.—Crisis, or sudden change at termination, most marked when febrile derangement considerable ;—when extended towards the utmost limit of morbid impression ;—and when unopposed by any local affection.

99. Critical termination more frequent and complete at certain periods within this limit of duration, than at others.—Hence the doctrine of CRITICAL DAYS.

100. This doctrine first taught by Hippocrates,—generally admitted by his successors among the ancients,—and maintained by many moderns of great eminence.—Much difference, however, between the advocates for them, as to the particular days ;—and their existence altogether denied by many practitioners.

101. Periodical movements in the body clearly shewn by tertian and quartan periods in intermitting fever.—*Diurnal* movements obvious in continued fever ;—but tendency to tertian and quartan movements also probable in it, from change of type in these fevers,—as well as from the nature of fever in general.—This tendency obscure in continued fevers of this country, and marked


only by greater exacerbation and remission at tertian and quartan periods;—but probably distinct in Greece,—owing to greater uniformity in climate,—and mode of life,—and to inert practice of Hippocrates.—The doctrine also alledged to be influenced by belief in the Pythagorean power of certain numbers.

102. Critical days of Hippocrates,—3^d,—5th,—7th,—9th,—11th,—14th,—17th,—and 20th, from actual attack;—or, Crisis most frequent,—complete,—and favourable on these days;—and oftenest incomplete or unfavourable on the intermediate ones.—First fortnight *tertian* intervals;—afterwards *quartan*.

103. The exact day of attack in fevers from Contagion often uncertain:—hence difficult to determine the *odd* or periodical days, till disease somewhat advanced.—Their regular recurrence likewise altered in many cases, by the operation of remedies.—Critical periods, therefore, less distinct among us than among the ancients;—but their existence and operation in a certain degree still cognizable.

104. A septenary or hebdomadal period most remarkable in those continued fevers, which either arise from Contagion; or become typhoid in their course;—such fevers oftenest terminating at the end of *one*,—*two*,—or *three* weeks from attack; and critical change most conspicuous at these periods,—especially at the *second* and *third*;—whence vulgar phrase of—*fourteen*, and *twenty-one day fever*.—Reason of this.

105. Correspondence with this, in the decided tendency of remitting and intermitting fevers of warm climates, to recur especially at lunar,—semi-lunar,—and quadranti-lunar periods:—and hence the ground of par-



The first part of the ...

The second part of the ...

The third part of the ...

The fourth part of the ...

The fifth part of the ...

... of the ...

... of the ...

... of the ...

... of the ...

... of the ...

... of the ...


... of the ...

... of the ...

... of the ...

... of the ...

... of the ...



ticular practice in such places.—Account of Dr. Balfour's theory;—evidence in its favour;—has carried his system too far.

106. Crisis in contagious fever most strongly marked, when septenary periodic movement concurs with spontaneous termination of original morbid impression.

107. Amendment in fever generally preceded or accompanied by some spontaneous discharge,—as hemorrhage,—diarrhœa,—sweat,—lateritious deposit in the urine:—whence arose the idea of such discharge being the *cause* of the amendment, by carrying off the *materies morbi*.—Other discharges also mentioned as *critical*, e. g. vomiting,—copious flow of saliva,—abscess, &c.; but these comparatively rare.

108. Twofold view of such discharges by the advocates for Humoral Pathology, viz. as being,—1st, the ground of *prognosis* as to final event,—and, 2^{dly}, as directing us to procure such discharges *artificially*, and thereby successfully imitate the salutary effort of Nature.

109. These discharges, however, even when spontaneous, often useless or hurtful.—Attempt to explain this by imperfect concoction of morbid matter;—but the doctrine shewn to be unfounded;—and even if true, its application to fevers in general neither satisfactory nor safe.


110. The discharges considered as *critical*, shewn to be oftener *effects* of the favourable change in system, than *causes* of it;—but, in certain cases, assist both to form *prognosis*, and *indications of cure*.

111. Remarks on the particular discharges:—1st hemorrhage;—oftenest from the nose;—the quantity generally small;—the relief it sometimes gives, inexplicable


on the notion of morbid matter being evacuated by it :
—in what stage and kind of fever useful and instructive ;
—in what hurtful and unpropitious.

112. Deposit in the urine occurs after each paroxysm of Intermittent (par. 23.), and also at the decline of Acute Rheumatism, &c.—not unfrequent in gouty persons during ordinary health ;—and may be produced in any one by sudorific medicines.—Hence affords no particular indication of cure ;—but occasionally precedes the other phenomena marking a solution of the fever.—Inquiry into the nature of febrile sediment in urine : contains nothing peculiar to the febrile state.—Appearance of the urine in different forms of fever :—sometimes nearly natural ;—often paler, and like whey, particularly in nervous fever or mild typhus.—High colour of it, —different in different kinds of fever ;—causes of this :—sometimes of a deep brown, sooty, or dusky green.—Conclusions to be drawn from these appearances.

113. Increased discharge by perspiration or sweat, the natural and most common termination of febrile paroxysm.—Infectious quality of the matter perspired in contagious fevers, seems to favour the doctrine of morbid matter ;—but such fevers not noticed by its founder ; and the contagion shewn to be the product of morbid action in the perspiratory vessels.—Sweat often universal and profuse for many days without relief ; and rather unfavourable.—Sudor Anglicus described by Dr. Caius.—Partial, cold, and clammy sweats in fever, never attended with relief, and generally very unpropitious.—What kind of sweat is favourable, either when spontaneous, or when procured by remedies.—Merit of Sydenham in exploding the alexipharmic and sweating treatment of fevers in general.



The history of the United States is a story of growth and change. It begins with the first settlers who came to the shores of North America. These early pioneers faced many hardships, but they persevered and built a new life for themselves. Over time, the colonies grew and became more independent. The American Revolution was a turning point in the nation's history. It was a struggle for freedom and self-governance. The Founding Fathers created a new government, the Constitution, which has guided the country ever since. The United States has since become a world power, with a rich culture and a diverse population. It has played a significant role in shaping the modern world. The story of the United States is one of hope and achievement, and it continues to inspire people around the world.



114. **DIARRHŒA** seldomer critical than perspiration ; but sometimes precedes and causes the latter.—Is also more readily excited or restrained by remedies ;—and hence important in a curative view.—Under what state it proves useful, indicated,—by the degree of vascular action,—by the colour, &c. of the stools, as being black and offensive,—yellow,—green, &c.—Kinds of fever in which certain states of the alvine discharge most commonly appear :—prodigious quantity of bile evacuated in certain fevers, and by particular constitutions ;—importance of this discharge to recovery.

GENERAL PROGNOSIS IN FEVER.

115. Several points connected with this, already noticed (par. 110 - 114.)—Prognosis to be drawn, on the one hand, from *excessive action*,—and, on the other, from *defect of the vis vitæ*.—The first is especially the case in inflammatory fevers,—the other in those of the typhous kind.

116. Simple excess of action not very dangerous, unless particularly violent in some important organ, as the Brain,—Lungs,—Intestines,—Liver, &c. being otherwise within the controul of remedies.

117. *Defect of the vis vitæ* more hazardous.—Ambiguity of the term *Vis Vitæ* from the vague definitions given of it.—Are to understand by it A Principle of Activity and of Preservation, most remarkable in the nervous and muscular substance, but diffused throughout both solids and fluids of the body, and apparently existing in these in different degrees in different persons, and under different circumstances.—The danger, then, to be estimated from its defect in these collectively.

118. Muscular weakness common to all fevers,—but

most sudden and considerable in those from Contagion:—cause of this.—Of itself not alarming.—Defect of *Vis Vitæ* as shewn in the state of the circulation and respiration, more dangerous,—and why.


119. Defect of energy in the Brain, as shewn by the weakness of the mental functions,—constituting different degrees of stupor and delirium,—often very considerable in cases which end favourably.—Active delirium *generally* accompanied with inflammatory condition of the brain:—great danger of this in contagious fevers.—Similar combination of *increased action* with *diminished power* in other vital organs, embarrassing, and difficult to treat successfully.!


120. Irregular distribution of nervous influence,—shewn in convulsions,—spasms,—tremors,—subsultus tendinum,—hiccup, &c.

121. *Defect of Vis Vitæ* as shewn in the texture and appearance of the blood when drawn: varieties of these, with remarks upon them.—A *tendency* to the septic process often evident; but an actually *putrid* state of the *circulating mass*, incompatible with life.—Much misrepresentation and error on this subject found in medical writings.

122. Septic state most conspicuous in certain secretions,—especially of the mouth and fauces,—of the intestines, &c.; and the proper light in which such changes are to be considered.

123. Defect of *Vis Vitæ* both in solids and fluids shewn—1st, by effusions of blood under the skin forming *petechiæ*,—*vibices*,—*ecchymoses*;—remarks on these;—2d, by particular yellowness of skin in certain fevers;—important distinction between this and icteritious yellowness;—3d, by passive hemorrhage from the nose,—





mouth,—intestines,—urinary passages :—4th, by gangrene of parts inflamed by blisters, pressure, &c.—Gangrene of the feet sometimes takes place as the fever subsides.

124. Prognosis from change of voice and manner,—eager or difficult deglutition,—appearance of eyes, and of countenance in general ;—posture ;—passing of urine and fæces unconsciously ;—temperature of extremities, &c.

125. Correct prognosis only to be formed from a comprehensive view of the living machine,—the relative importance of its several organs and functions,—the number of these, and the degree in which they are affected ;—the species of fever, and the tendency of it *in general*, as well as of the *particular* epidemic ;—together with the patient's age,—constitution,—previous habit of body,—and mode of life.

DIAGNOSIS OF FEVERS.

126. Every idiopathic fever referrible to one or other of the three principal forms of *Intermittent*,—*Remittent*,—or *Continued Fever*.—The two first owing in part to one cause, viz. Miasmata :—hence often change into each other by the change of season, and other circumstances ; and a consideration of these necessary to form an accurate Diagnosis.—*Continued Fever* of the simply inflammatory kind independent of local affection, not so common as might be expected.—Continued Fever, then, *generally* referrible either to Contagion, or to a peculiar state of atmosphere, which occasions a similar depression of the vital energy ;—and therefore commonly assumes the typhoid character in its progress.

127. Accidental symptoms of local affection, to be

distinguished from the fundamental febrile disease, and not made a ground of multiplying names; which tends to confound disorders essentially the same, and to mislead in practice.

GENERAL CURE OF FEVER.

128. Though the treatment of fever varies greatly in different cases and stages of the disorder, yet certain principles of cure are applicable to fever in general; and a knowledge of these, marks the scientific practitioner.

129. Why fever is occasionally cured by *different*, and even *opposite* modes of treatment;—and the consequent scepticism of many with respect to the utility of medicine, considered.—Every fever, however various its cause, shews a sort of common character, as originating from a *certain disturbed state* of the Nervous System.—Essential nature of this morbid state hitherto unknown, and perhaps will always remain so.—Hence the necessity of attentive observation, and cautious conclusion, to successful practice.

130. Living differs from dead body in its power of beginning motion, and producing various *changes*; both necessary to its existence and well-being.—These constitute the mechanism and chemistry of *life*.—Certain *degree* and *order* of these motions and changes, productive of HEALTH;—and any *excess*, *defect*, or *irregularity* of them, beyond a certain degree, causes DISEASE (par. 2.)

131. Hence, the General Principles of Cure in fever consist, in counteracting the operation of the causes inducing it,—by, 1st, *diminishing* those motions and changes which are in *excess*;—2d, *increasing* those which are *defective*;—and above all,—3d, restoring the due *train* or *order of succession* in those which have had it disturbed.

131. Ars non in causis, sed in effectibus,
viz. mutatis notibus, opugnandis causis-
-tit.

THE HISTORY OF THE
CITY OF BOSTON
FROM THE FIRST SETTLEMENT
TO THE PRESENT TIME
BY NATHANIEL BENTLEY

IN THREE VOLUMES
VOLUME THE SECOND
CONTAINING THE HISTORY OF THE
CITY OF BOSTON FROM THE
YEAR 1630 TO THE YEAR 1700
BY NATHANIEL BENTLEY


17. THE HISTORY OF THE
CITY OF BOSTON
FROM THE FIRST SETTLEMENT
TO THE PRESENT TIME
BY NATHANIEL BENTLEY

132. The first of the two fundamental theorems of the theory of measures is the following:—
 Let M and N be two measurable sets, and let A be a measurable set contained in M . Then the set A is measurable, and its measure is less than or equal to that of M .
 This theorem is proved by showing that the set A can be approximated from within by a finite union of disjoint measurable sets, and that the measure of A is the limit of the measures of these sets as the number of sets increases.

133. The second of the two fundamental theorems of the theory of measures is the following:—
 Let M and N be two measurable sets, and let A be a measurable set contained in M . Then the set A is measurable, and its measure is less than or equal to that of M .
 This theorem is proved by showing that the set A can be approximated from within by a finite union of disjoint measurable sets, and that the measure of A is the limit of the measures of these sets as the number of sets increases.

134. From the two fundamental theorems of the theory of measures it follows that the measure of a set is less than or equal to the measure of any set which contains it.

135. In the theory of measures, the following definitions are made:—
 A set is said to be measurable if its measure is finite. A set is said to be measurable if its measure is infinite. A set is said to be measurable if its measure is finite or infinite.



132. The 1st and 2d indications comprehend all that in general is necessary in fever arising from common causes,—as sudden alternation of temperature,—excess in exercise,—or in eating, drinking, &c.;—but in that produced by specific agents, as Miasmata and Contagion, are properly only palliative, and ward off urgent symptoms, so as to let the specific disease expend itself.—The 3d indication comprises the *essential* cure of fever;—there being no *antidote* to febrile commotion from specific causes.

133. The internal motions and changes of living body too little known to admit of precise definition; but may be expressed by the general term *Actions*.—A fundamental law of these,—that they *naturally* proceed in a certain *train* or *order*, unless disturbed by the operation of hurtful agents;—but that, when so disturbed, they assume *another*, and a *morbid* train or order, and continue this in a *degree*, and for a *period*, proportioned to the *force* of the hurtful cause, and the *permanence* of the impression made by it.—Illustration of this by comparison of fever as arising from *common*, or from *specific* causes.

134. Fevers from Contagion may often be extinguished at their commencement.—Why this not practicable in the advanced stages.

135. In the living body, same *ultimate* effect may arise from different or even opposite causes;—exemplified by the occasional success of *different* and even *opposite* remedies in fever.—But every plan of cure not therefore equally proper;—some one mode being especially suited to the individual *kind*, *degree*, and *stage* of the disease; and the judicious adaptation of it to these respectively, being most uniformly successful.


136. Causes of fever are very generally such as lessen action in the first instance; hence, the increased action which follows, is from the exertion of the Preserving Principle. — Importance of this in explaining the increased action with *adequate* or *inadequate power* of maintaining it; — and in adapting the plan of cure accordingly.


— 137. FIRST GENERAL INDICATION (par. 131.) divisible into two heads, accordingly as the *power is considerable* or *deficient*:—full illustration of these two states, referred to the doctrine of Inflammation.—In every fever there is a state approximating towards one or other form of inflammation, and ready to assume its corresponding form by the concurrence of certain causes.—Tendency to the *active* form chiefly noticed by authors, and by them denominated the PHLOGISTIC DIATHESIS.

138. Particular condition of the nervous system occasioning this, at present unknown; but its *effects* most obvious in the Sanguiferous System, and our remedies to be chiefly directed to remove these.

139. State of circulation indicating Phlogistic Diathesis, marked by frequency,—strength,—and hardness of pulse, with increased temperature.—Remarks upon these.—Frequency less characteristic than the other states;—and to be depended upon only as accompanied by them.—Circumstances of the patient's constitution, &c. and of the remote causes, in which such diathesis especially prevails.—Hard pulse sometimes ambiguous, and why.—Increase of temperature, likewise, often greatest where no true phlogistic diathesis present.

140. Collateral symptoms marking phlogistic diathesis.





—High colour of the urine:—necessary distinction here.—White tongue:—discrimination of its kind and degrees.

141. ANTIPHLOGISTIC PLAN extensive:—consists of remedies and regimen.—Latter applicable also to other states of fever.

142. BLOODLETTING the most speedy and powerful remedy.—How rendered most effectual.—Circumstances regulating venæsection in idiopathic fever;—nature of prevailing epidemic;—nature of the remote causes;—season and climate;—degree of phlogistic diathesis present;—period of the fever;—age and natural habit of patient;—former diseases and habit of bloodletting;—appearance of the blood;—and the effects of the first venæsection.—LOCAL BLOODLETTING;—often superior to venæsection;—and admissible when the latter unsafe.—Modes of it,—and in what cases and parts each most suitable.

143. PURGING, another mode of lessening the phlogistic diathesis.—More limited in its effects, and why.—Seldom to be pushed far.—Purging likewise applicable to other states of fever.—Distinction between the *kinds* of evacuation procured by it, as adapted to these respectively.—Its utility as merely emptying the intestines—as carrying off a large portion of Serum,—or as discharging bile;—the circumstances under which one or the other is especially proper, denoted by—the fulness of the vessels,—the state of the countenance,—tongue,—urine,—perspiration,—breathing,—particular sensations. Remedies especially adapted to fulfil the indication under certain circumstances.

144. COLD.—Third mode of lessening excessive action, consists in abstracting the stimulus of heat from

the body.—The temperature of the body in fever very various; hence necessary to discriminate the circumstances requiring its diminution, and the extent of this.—General retrospect of Calorific function (par. 78):—is both a means and an end in the animal economy:—its irregularity essentially connected with fever;—and its restoration an important part of the cure.

145. Balance between *evolution* and *abstraction* of heat in health.—Accumulation of it necessarily results from increase of former, or diminution of latter; and still more from both conjoined.—Hence its reduction twofold; but such division not distinct throughout.

146. Regulation of external temperature—how to be managed;—cautions necessary.—Sydenham's practice animadverted on.

147. Continued abstraction of heat in many instances unsafe, though temperature of body in excess:—reason of this, and explanation of Dr. Currie's remark on the fact.

148. Cooling effect of evaporation—long practically known in particular countries;—proved by Dr. Cullen's Experiments in 1755;—first noticed in living body by Dr. Franklin;—applied to explain certain phenomena observed in the Experiments made in heated rooms, by Sir J. Banks, and Drs. Solander, Blagden, and Fordyce.—Though a principal agent, was not the sole one.

149. Febrile heat generally abated when sweating occurs; but this often the *effect* rather than the *cause*.—Why sweat not proportioned to the force or velocity of the circulation.—*Because* Perspiratory vessels, like other secreting ones, liable to diminished function, from excessive action in the adjoining red capillaries:—effect of former in keeping up the latter;—removal of latter

Heat alone may cause fever, as instances
in the Black Hole at Calcutta -

The small size of this dungeon & the want
of free ventilation present another striking
physical circumstance; impure air from
the respiration of so many. H. Vidi & stupui!

146. It should be rendered consistent with
the feelings of the patient.

147. power defective.

147. In such instances there is a defect of
power.

The room was heated to 212° & one of the
gent. remained in it 18 minutes. Their tem-
perature was never raised above 100° .

149. Action above a certain ^{point} stops secre-
-tion, as instanced in Gonorrhoea & Catarrh.
In the latter secretion is restored when a
cold is said vulgò to be "broken".

[The text on this page is extremely faint and illegible due to fading and bleed-through from the reverse side. It appears to be a handwritten medical or scientific document.]

The heat of body to be above natural standard.

Perspiration not general -

In fevers with petechia &c, Salt Water,
or Salt & Vinegar.

Great advantage is derived in most
cases from having the head shaved;
& cold water applied -

Dyspepsia attended by liquor signs
& Apt in Dyspeptic stomachs to lower
too much their tone, already inclined
to it: the stomach has great calorific
power also: hence the languid cir-
-culation of Dyspeptics, & their
cold extremities.

necessary in first instance :—why not to be done by the same means in different cases, explained by principle laid down par. 137.—Means proper when both *Power* and *Action strong*;—those proper where *Action violent*, but *Power diminished*.

150. AFFUSION OF COLD WATER :—history of it;—the practice ancient, but in general empirical and vague, till illustrated by Dr. Currie's experiments, and successful practice with.—The kind of fever to which it is especially applicable.—The time and manner of using it :—kind of water employed;—temperature proper in different cases.—When to be abstained from.—Period of the disease at which it succeeds best.—Particular form of fever in which it failed :—conjectures on the causes of this.

151. Obstacles to the use of cold affusion;—from its novelty;—from popular prejudice;—from the heat not being considerable or universal.—Abstraction of heat by sponging the body with vinegar and water, occasionally employed with advantage.—Its effects compared with those of affusion;—less sudden and powerful :—the frequency and extent of its application, likewise, necessarily committed to the attendants, —hence liable to mismanagement, and not always safe.

152. COLD DRINK. — Abstraction of heat from the stomach by *cold drink*.—Use of this necessarily very ancient, as founded on call of nature.—Recommended by Hippocrates, Galen, and Celsus.—Formerly employed by the Italian physicians, under the title of *Diata Aquea*, to the exclusion of other remedies.—Its indiscriminate use hazardous, and why.—Circumstances indicating its propriety, or the contrary;—patient's craving not always a sufficient warrant :—temperature of body,—

state of perspiration;—signs of congestion or inflammation in thoracic or abdominal viscera.—Dr. Currie's opinion, as to *when alone dangerous*, appears to admit of some restriction.—Its use in some places among the lower classes, to excite diaphoresis in simple fever from cold:—its *modus operandi*.

153. NITRE:—potentially refrigerant effect of when swallowed:—its *modus operandi* obscure;—not dependant on its absorbing heat during the solution;—most probably from sedative influence on the stomach.—Its operation uncertain, and not always safe.—Circumstances indicating or counter-indicating its employment.—Mode of administration.

154. ACIDS—in general, when diluted, quench thirst and lessen febrile heat;—perhaps do both by a common operation; but this not obvious.—Vinegar rather an exception, especially in certain constitutions.—Choice of acids:—native vegetable the most universally grateful.—Of the mineral acids, the Sulphuric the most frequently used; probable causes of this:—the Nitrous and Muriatic deserving of comparative trial.—The *antiseptic* effect of acids to be considered under the second general indication.

155. OPIUM.—Abstract question of its being *stimulant* or *sedative*, improper here;—its power of allaying excessive action under certain circumstances, incontestible. Doctrines which inculcate its uniform operation as a stimulus, therefore fallacious,—Distinction between *power* and *action* affords the only practical explanation of its effects in different cases:—application of this, and its importance shewn.—Particular circumstances limiting or modifying its use, even where indicated by the general condition of the system; viz. state of the intestines,—of the brain;—idiosyncrasy.—Means of lessening or removing

Matronam cognosco, quae semper, aceto
deglutito, rebet in genis et caletit. #

The object of this paper is to show that the
the opinion is very different of
the opinion is very different of
the opinion is very different of
the opinion is very different of

130. The object of this paper is to show that the
the opinion is very different of
the opinion is very different of
the opinion is very different of
the opinion is very different of

The object of this paper is to show that the
the opinion is very different of
the opinion is very different of
the opinion is very different of
the opinion is very different of

131. The object of this paper is to show that the
the opinion is very different of
the opinion is very different of
the opinion is very different of
the opinion is very different of

132. The object of this paper is to show that the
the opinion is very different of
the opinion is very different of
the opinion is very different of
the opinion is very different of

155. That preparation of Opium called
the Black drop is particularly excel-
-lent, the opium seeming deprived of
its stimulant & retaining only its seda-
-tive property - 70 drops of this have
been given with benefit.

small doses of Antimony have proved
fatal, producing a sickness which could
not be restrained. It should be united
with opium.

the two first.—Opposite practice of Dr. Brown and Dr. Fordyce; strictures on them.—Extent and frequency of the dose most proper in general.—External application.

156. PERSPIRATION or SWEAT, another mode of *lessening excessive action*;—accompanies the remission or crisis of almost every fever:—hence the importance of inducing it as a means of cure; but the method of doing this different, and even opposite in different cases.—Is always most beneficial when *indirectly* procured, or when it is the *consequence* of a favourable change in the system.—Diaphoretic and sudorific medicines, however, often highly useful, especially as adjuvants.—Antimonials the most powerful of these;—all agree in exciting *nausea*;—erroneous conclusion of Dr. Cullen upon this point. Fallacy of his general doctrine already shewn (67-9); and mischievous effects of its application to low fevers, proved from the result of his own practice.—Under what circumstances antimonials may be freely employed;—great caution and nice management required in others.—Means by which their good effects may be often secured.

157. Of the choice of antimonials;—James's Powder, Pulv. Antim. Ph. Lond.—Tartarized Antimony:—uncertainty of the two first;—causes of this. No specific antifebrile virtue in any of them:—pernicious error of a contrary belief respecting James's Powder.

158. Of the 2d general indication,—viz. *to increase those actions which are defective*.—Most agents applied to the living body, capable of increasing action in it; and hence the *universal* conclusion drawn by some, that *all* powers operate only by *stimulating*, and differ merely in *degree*.—Error of this already demonstrated (71.)—In so

complicated a machine as the living body, *same or similar ultimate effects* often arise from agents differing widely in their primary operation:—proof of this in the opposite causes of febrile commotion.—Hence the *second* general indication sometimes fulfilled *in part* by means chiefly adapted to the *first*.

159. TONICS AND STIMULANTS.—Certain remedies, however, operate very uniformly by supporting or increasing action;—and hence properly called *tonics* and *stimulants*:—these especially proper where *power*, or *action*, or both, deficient.—Though *power* physically necessary to *action*, the converse also true in the living body,—or *action* necessary to the maintenance of *power*,—Power and action far from commensurate in disease;—application of this to fever.

160. Distinction between *tonics* and *stimulants*, shewn by the febrile states in which they are respectively found most useful, e. g. intermittents, and low continued fever.—Importance of this, and pernicious error of Brunonian school demonstrated; with recantation of some who were once its most strenuous advocates.—Cinchona seldom beneficial in *continued* fever of any kind:—symptoms absolutely forbidding its use,—as shewn in state of tongue,—of skin,—of intestines,—of urine.—Circumstances admitting its employment:—answers best in convalescent state, and why.

161. Simple Bitters not powerful in Intermittents, and of little use in Continued Fever.—Stimulants:—Serpentaria one of the best:—Conrayerva of little use.—Sulphuric Æther.—Ammonia, &c.

162. CAMPHOR;—its *modus operandi* obscure;—even its taste combines opposite impressions;—appears to act directly on the Nervous System, and hence per-

During the use of bark, daily stools sh^d
be procured -


First paragraph of faint, illegible text.

Second paragraph of faint, illegible text.

Third paragraph of faint, illegible text.

Large, faint handwritten signature or name across the middle of the page.

Fourth paragraph of faint, illegible text at the bottom of the page.



haps its use occasionally as a stimulant,—sedative,—or antispasmodic :—nevertheless has no considerable or specific febrifuge virtue ; and chiefly useful as an adjuvant to Antimonials, Serpentaria, &c.—Its combination with vinegar highly praised by Huxham ; but his commendation evidently more from theory than experience : improbable too from the smallness of the dose.—Would *native* vegetable acids improve it?

163. Acids in general *chemically antiseptic* ; and by resisting or correcting septic tendency in fever, may prove *tonic*. But by some affirmed to possess specific febrifuge power :—the fact not yet verified by general observation ; and Dr. Reich's *theory* respecting them, shewn to be highly improbable in itself.

164. CARBONIC ACID GAS, or FIXED AIR, powerfully antiseptic *out* of the body, and highly useful where septic process takes place *within* it.—Different forms of administering it, and their respective advantages.—Perhaps Yeast useful only as containing carbonic acid :—the evidence respecting it contradictory ;—inconveniencies attending its employment, and mode in which these may probably be avoided, without lessening its efficacy.

165. ALCALIES in general, formerly much employed in fevers, to counteract their alledged cause, a predominant acidity. Their use, especially the Carbonate of Potass,—again revived in North America, and highly extolled as most powerfully antiseptic.—Occasionally serviceable, but greatly over-rated.—Circumstances under which they seem indicated.

166. WINE the most grateful of all remedies as a tonic and stimulant in certain states of low fever : reasons for this :—Pernicious error of considering it universally

such, and consequently indicated in proportion as living powers *appear* sunk, or their actions diminished.—Recapitulation of general principles respecting greater or less permanency of febrile impression—from the nature of its causes,—and from its degree or duration; and application of these with regard to wine.—Circumstances limiting or precluding its use, especially state of the brain.—Dose and management most efficacious.—Choice of wines;—Cyder,—Perry,—Malt liquors,—Punch.

167. WARM or TEPID BATH, a remedy well adapted to lessen morbid irritation in the low state of fever, equalize the circulation, and relieve the oppressed powers of the system.—Obstacles to its employment.—Warm *affusion* may often be usefully substituted.

168. FRICTION WITH OIL.—Strong testimonies in its favour, in preventing and curing the plague.—Its use in fever very ancient—its *modus operandi* inquired into.—Proposed in Yellow Fever, and Typhus.—Circumstances under which it is indicated, and mode of using it in conjunction with cold or tepid affusion.

169. Of the DIET generally proper under different kinds of fever.—Of strong cravings for particular and often unusual articles of food or drink.—Under what circumstances to be considered as indication of Nature, and freely indulged.—Remarkable examples of this.

170. THIRD GENERAL INDICATION, viz. *to restore the due train, or order of succession, in those functions which have had it disturbed.*—This *in part* fulfilled by the means adapted to the two first indications;—but often speedily and effectually accomplished, by exciting *another* commotion, which breaks the *morbid* train, and allows the *natural* one to be resumed.—No specific

1 It is necessary to be cautious and sparing
in the use of wine in those cases of
debility wh^{ch} are produced by long febrile
attacks. I have reason to believe that
a patient of mine, who had undergone an
attack of this kind in Bengal, and who
was exhausted even to almost death,
suffering cold sweats, & exhibiting the
facies Hippocratica, would have sur-
vived, had he not had the wine in
too copious draughts - thus producing
a reaction the powers of his consti-
tution were unable to maintain.
They created #

It is necessary to be cautious and wary
in the use of this in the case of
children. I have reason to believe that
a patient of mine, who had undergone
a course of this kind in Bengal, and who
was returned to about 1800
suffering with cough, & indigestion, the
liver & spleen, were never
restored, but he had the same
to other symptoms - these however
a reaction the humor of his cough.
It is now made to maintain
The result


remedy for this purpose:—occasionally effected by different and even opposite means:—and hence Medicine signified by the ignorant and interested, is merely conjectural.—Injustice of the charge shown, and its mischievous consequences pointed out.

171. Kinds and stages of fever in which this method of cure (170) is successful or safe.—Often judiciously attempted by cordials and stimulating Euphorics; and to be accomplished in many cases by profuse blood-letting:—is certainly so in others by cold affusions:—but most effectually in general by Emetics.—Remarks of their operation: some more efficacious than others:—why so.—Occasionally fail altogether, or give only a temporary relief.—Means proper to aid their good effects, or to secure them when obtained:—cathartics.—Euphorics.—dilucents.—pediluvia.—blisters.

172. Remarks upon the several operations in the cure of fever,—and the cases to which they are respectively adapted.—Blisters operate doubly, viz. as evacnants,—and as stimulants.—Circumstances to which one or other, or conjoined operation more especially suited:—period, and place of application, regulated accordingly.—Dr. Lind's testimony of their great proficienc in the commencement of fever, subject to some dissent:—why so.

173. SINAPISMS.—operation of them, in what different from blisters.—They are more limited, but sometimes greatly superior.—When especially indicated.—Where best applied, and management of them.

174. Other remedies occasionally employed:—but these rather suited to particular fevers, and to be used judiciously under them respectively.



remedy for this purpose:—occasionally effected by different and even opposite means;—and hence Medicine stigmatized by the ignorant and interested, as merely conjectural.—Injustice of the charge shewn, and its mischievous consequences pointed out.

171. Kinds and stages of fever in which this method of cure (170) is successful or safe.—Often injudiciously attempted by cordials and stimulating diaphoretics;—said to be accomplished in many cases by profuse blood-letting;—is *certainly* so in others by cold affusion;—but most effectually in general by *Emetics*.—Rationale of their operation; some more efficacious than others;—why so.—Occasionally fail altogether, or give only a temporary relief.—Means proper to aid their good effects, or to secure them when attained;—cathartics,—diaphoretics,—diluents,—pediluvium,—blisters.

172. Remarks upon these several *adjuvantia* in the cure of fever,—and the cases to which they are respectively adapted.—Blisters operate doubly, viz. as evacuants,—and as stimulants.—Circumstances to which one or other, or conjoined operation more especially suited;—period, and place of application, regulated accordingly.—Dr. Lind's testimony of their great usefulness in the commencement of fever, subject to some doubt;—why so.

173. **SINAPISMS**:—operation of them, in what different from blisters.—Their use more limited; but sometimes greatly superior.—When especially indicated.—Where best applied, and management of them.

174. Other remedies occasionally employed;—but these rather suited to particular fevers, and to be considered under them respectively.


☞ The symptoms occurring in individual cases of fever, so various in *degree* and *kind*, as to make their combinations at first appear innumerable; but certain limits to these combinations evident on farther observation; and fevers accordingly distinguished into *Genera* by their leading and characteristic marks; and into *Species* and *Varieties* by their secondary and accidental symptoms.—The *purser* forms of each, however, or the *genera* of fever, can alone be described and treated of in a course of lectures;—a discriminative knowledge of the *species* and *varieties*, being acquired only by personal attention to the influence of constitution,—habit of body,—climate,—season,—and other causes, as illustrated by Clinical Practice.

The necessity of accurately investigating the mode of attack, and the probable causes of every individual fever, and also of a watchful attention to its general type and progressive variations, inculcated, as the only means either of justly comprehending, or successfully treating, this multiform and important disease.

OF SIMPLE INFLAMMATORY FEVER.

175. The *καῦσις*, or *febris ardens* of the ancients? the *SYNOCHA* of Cullen;—origin and meaning of these names.

176. Characteristic symptoms;—chilliness followed by violent and continued dry heat,—flushed countenance,—suffused redness of eyes and skin,—frequent, strong, and hard pulse;—acute pain of head and loins;—heaviness—and aching of the limbs;—white and dry tongue;—thirst;—costiveness, and high-coloured urine;—vigilance,



The first of these is the fact that the United States is a young nation, and that its history is a history of growth and expansion. The second is the fact that the United States is a nation of immigrants, and that its history is a history of the struggle for a better life. The third is the fact that the United States is a nation of free men, and that its history is a history of the struggle for freedom.

The fourth is the fact that the United States is a nation of opportunity, and that its history is a history of the struggle for a better future. The fifth is the fact that the United States is a nation of progress, and that its history is a history of the struggle for a better world.

THE HISTORY OF THE UNITED STATES

The first of these is the fact that the United States is a young nation, and that its history is a history of growth and expansion.

The second is the fact that the United States is a nation of immigrants, and that its history is a history of the struggle for a better life. The third is the fact that the United States is a nation of free men, and that its history is a history of the struggle for freedom.

of disturbed and debilitated state,--occasionally tinged with
acrid, or the effect of acridities, or light, &c.

177. Why not so common in the other kinds of fever, and why peculiar to the low state of the system,--subject to the circumstances of debility necessary to its existence. What description of persons especially liable to it.--Preceding and existing affections.

178. Sometimes tinged with inflammation of the brain,--lungs,--liver,--intestines,--or typhus,--or changes in form, and approaches to that of typhus, thereby constituting the *Synocha* of Lullius.


179. Remarks.--The following general and topical--Colic,--Spasmodic Dyspepsia,--Dysentery,--Nausea,--Hiccus,--Cold Stomach,--Hiccus,--and an account of combinations of symptoms which display peculiar powers.--Emetics seldom required or useful in Dyspepsia, and why.

OF THE SUB-INFLAMMATORY FEVER OF COAST CLIMATE.

180. The *Synocha* of Lullius,--its definition,--its circumstances in which it differs from *Synocha*,--observed by,--the seasons of the year,--the constitutions and habits in which it chiefly takes place, and the symptoms that attend it; especially by the speed and great change from the low or sub-inflammatory stage, to that of heightened power, as marked by, the state of the tongue,--pulse,--respiration,--secretions,--sweat,--and brain.

181. Remarks.--Not to be confounded with *Contagiosa*, either as a kind of *contagiosa*,--and therefore, as this name Dr. Cullen's definition is the substance.

182. Varieties of symptoms from that stage, in the



or disturbed and delirious sleep;—occasionally tightness across the chest, intolerance of light, &c.

177. Why not so common as the other kinds of fever, and why perhaps less so now than in former ages,—shewn from the circumstances of constitution necessary to its existence. What description of persons especially liable to it.—Predisposing and exciting causes.

178. Sometimes terminates in inflammation of the brain, — lungs, — liver, — intestines, — or joints; — or changes its form, and approaches to that of typhus,—thereby constituting the *Synochus* of Cullen.

179. Remedies:—Bloodletting general and topical,—Cathartics,—antimonial diaphoretics.—*Digitalis*.—Nitre. Blisters;—Cold affusion?—Remarks on these, and on certain combinations of medicine which display peculiar powers.—Emetics seldom required or useful in *Synocha*; and why.

OF THE SUB-INFLAMMATORY FEVER OF COLD CLIMATES.

180. The *Synochus* of Cullen:—his definition of it.—Circumstances in which it differs from *Synocha*, illustrated by—the season of the year,—the constitutions and habits in which it chiefly takes place, and the symptoms that attend it; especially by the speedy and great change from the *first* or sub-inflammatory stage, to that of *impaired power*, as marked by—the state of the tongue,—pulse,—excretions,—countenance,—eyes,—and brain.

181. Question—how far connected with Contagion, either as a *cause* or *consequence*;—and therefore, in what sense Dr. Cullen's definition to be admitted.

182. Variation of treatment from that proper in Sy-

nocha :—an opposite *extreme* too often pursued in the *Second* stage ;—reason of this mistake, and its bad consequences shewn.—Why Venesection *less*, but local bleeding and purging *more* necessary.—Certain purgatives especially useful: proofs of this; and marks whereby to regulate their frequency and strength.

183. Other means proper:—Local bloodletting,—Diaphoretics,—Pediluvium ;—and occasionally Emetics,—Blisters,—Opiates,—as indicated by particular symptoms.


OF INTERMITTING AND REMITTING FEVERS.

184. DEFINITION ;—Fever consisting of repeated paroxysms, which seldom recur oftener than once in twenty-four hours, and have a complete intermission, or very considerable remission between them.—Vulgarly termed Agues ;—whence the name.

185. The symptoms attending the respective stages of an Intermittent, already described (par. 15.)

186. Phytoseptic Miasmata (51) or the vapour arising from moist soils impregnated with a quantity of vegetable matter in a state of *septic* decomposition,—the *essential cause* of both Intermittent and Remittent Fevers ;—hence such fevers *endemic* in marshy districts ; and occasionally prevail *epidemically* during very wet seasons, even in high and usually dry places (52), so as to appear contagious.—Reasons for thinking *pure Intermittents* never contagious; but that *Remittents* sometimes are so.—Causes co-operating with Marsh or Phytoseptic Miasmata to give the *remittent* form :—hence shewn why Intermittents and Remittents often change into each other, and both into Continued Fever ;—why reverse of this last change less frequent.

187. Intermittents in temperate and cold climates



The first of these is the fact that the
... ..
... ..
... ..

... ..
... ..
... ..


... ..
... ..
... ..
... ..

... ..
... ..

... ..
... ..
... ..
... ..

... ..
... ..
... ..
... ..

... ..
... ..



most common in Spring and Autumn:—reason of this, —and also why the *vernal* are milder, with somewhat of inflammatory diathesis, while the *autumnal* are more severe, and rather shew a tendency to the low continued, or typhoid form.

188. Division of Intermittents according to their periods of recurring;—as Quotidians,—Tertians,—and Quartans:—occasional instances of more distant periods, as Quintans,—Sextans,—Octans, &c.;—but these latter very rare, and then seldom steady.—Other divisions into Single,—Double,—and Triple Tertians and Quartans;—Sub-intrants or Sub-Continued, &c.

189. First three types by far the most common, and especially the Tertian.—Their respective characters as to hours of attack,—length and severity of paroxysm,—comparative danger,—and difficulty of cure.

190. Intermittents and Remittents also variously denominated from particular or predominant symptoms; as *Leipyria*,—*Assodes*,—*Elodes*,—*Syncopalis*,—*Carotica*,—*Epileptica*,—*Tetanodes*, &c. accordingly as the paroxysm is chiefly marked by—unusual coldness—excessive heat and dryness,—profuse and long continued sweating,—or is attended with fainting,—stupor,—convulsion,—or violent spasms.—Lastly, they are called *regular* or *irregular*, *mild* or *malignant*, *bilious* or *inflammatory*,—accordingly as their type is steady or variable,—their symptoms moderate or dangerous—or as they appear with redundant or deficient excretion of bile,—or with inflammation of some important part, viz. the liver,—lungs, &c.

191. These distinctions (190) often useful in directing our attention to the relief of certain organs and func-


tions of primary consequence; and especially in those countries where such fevers proceed with great rapidity to a fatal termination,—or to lay the foundation of other slower, though not less dangerous diseases:—But those denoting *the period of recurrence*, most important in general; as marking the time we have to employ with effect some of the most valuable remedies.

192. PROGNOSIS,—to be drawn from the age,—constitution—and habit of the patient;—the season of the year;—the type of the fever,—its degree,—its being sporadic, or epidemic;—and its being simple and regular,—or anomalous, and accompanied with other diseases.

193. Consideration of the question made by several authors—How far it is right to put an early stop to mild intermitting fever.

194. THE TREATMENT OF SIMPLE INTERMITTING FEVER consists in,—

FIRST,—*When the paroxysm is approaching*,—(and provided the strength and other circumstances will allow of it) administering near to the period of accession, certain remedies capable of exciting an opposite action or commotion in the system, so as to break through or suspend the morbid train about to take place, and thereby entirely supersede or greatly mitigate the expected attack; e. g. Emetics;—Opiates, either alone or combined with Calomel.—Various stimulating articles taken into the stomach, or applied externally.—Compression of the femoral arteries.—Circumstances under which one or other of these means is more especially proper;—or which give a preference to certain individual articles over others capable of fulfilling the general intention.—Remarks on the operation of various mental impressions



...the ... of ...

...the ... of ...

...the ... of ...

...the ... of ...

...the ... of ...

...the ... of ...

...the ... of ...

Gallæ Myringæ. Lig. Rosæ. sh^d be
left untill the last - in one instance
it induced epilepsy. Zinc fulph. grs
see grj. of Copper the 6th or 8th of a
grain. Chalybeates should be given only
where there is a deficiency of red blood;
sh^d be avoided especially in visceral
obstructions, as should all astringents.
If there be (197) congestion in
the brain; M. M. Cupping or
Arteriotomy.

Diarrhoea, unless bilious, sh^d be restrai-
ned by Vinum Opii in small doses
with bark.

Enlarged spleen (as the Walcheren)
M. M. Cupping: purges, & Calomel
slightly to affect the salivary glands.

in the cure of Ague;—and conclusions from thence as to the essential nature and primary seat of the disease.

195. **SECONDLY**,—*When the paroxysm is already present*,—Mitigating the violence of the symptoms proper to the several stages respectively; as—Of the *Cold Stage*, by the warm bath,—pediluvium,—warm diluents, &c.—Of the *Hot Stage*,—by bloodletting (?)—by Cold Affusion (?)—by Opiates,—cool drink,—Nitre,—Antimonials,—Purgatives, &c.—Of the *Sweating Stage*,—by regulation of external temperature,—cooling sub-acid, or diluted vinous liquors.

196. **THIRDLY**,—*When the paroxysm is over*,—Taking advantage of the intermission, to increase the tone and vigour of the System, and thereby to postpone, mitigate, or entirely prevent a recurrence, as well as to obviate the chance of subsequent diseases;—by—various vegetable tonics,—as Cinchona,—Cort. Salicis,—Cort. Swietenæ;—Cascarilla, &c.—by simple bitters, either alone or combined with Vegetable or Fossil Astringents and with Aromatics;—by certain metallic preparations,—as Liquor Arsenicalis,—Sulphas Zinci et Cupri,—different Chalybeates? &c.—Directions as to the choice, dose, and management of these several remedies.

197. Variation of treatment necessary when the Intermittent is accompanied with inflammation or congestion in the—liver,—lungs,—brain, &c.—or attended with diarrhoea or dysentery,—or with obstructed or enlarged liver or spleen, and their consequences,—jaundice,—dropsy, &c.

198. **REMITTING FEVER**.—A compound disease, made up of Intermittent and Continued Fever combined in various degrees and proportions; and having a

well-marked double or single quotidian, or a tertian exacerbation.—Requires therefore a mixed plan of treatment, regulated by the predominance of the Continued or Intermittent type,—by the nature of the Cause which co-operates with the Miasmata to give an inflammatory,—bilious,—or typhoid form;—and by the case being attended by some prominent and urgent symptom, or complicated with some other disorder (197.)

OF THE ENDEMIC FEVER OF TROPICAL CLIMATES.

199. CAUSES of this fever operating on the natives and long resident inhabitants of such climates, but still more upon new comers; viz.—miasmata,—heat,—fatigue,—occasional intemperance,—certain conditions and sudden changes of the atmosphere.—Assumes the *Continued*,—*Remittent*,—or *Intermittent type*, according to—the season of the year, the constitution of the patient,—and the combination of exciting causes.—Often changes with the season, and other circumstances, from one of these types to another.

200. SYMPTOMS of the two first types, as constituting the *ordinary Bilious Continued*, and *Bilious Remitting Fever* of hot Climates.

FIRST STAGE,—heaviness,—anorexia,—general lassitude,—occasional transient chills, succeeded by hot flushes, and these by continued and often intense heat of skin,—quick and throbbing, or hard pulse;—headach;—glairy, white, or buffy tongue;—nausea,—pain, and often burning heat at stomach,—retching,—vomiting of slimy or bilious matter;—great restlessness,—deep sighing,—excessive anguish and sense of oppression, particularly referred to the præcordia;—flushed countenance;—

Cupping & doves of Salome -

In autumn it is malignant & continued.

The tongue indicates the worst, when of a
lead or blue -

The flush of a dusky red -

100 / 1000 / 10000 / 100000 / 1000000

CHAPTER 10

The first part of the chapter discusses the importance of the...
 and the second part discusses the importance of the...
 and the third part discusses the importance of the...
 and the fourth part discusses the importance of the...
 and the fifth part discusses the importance of the...
 and the sixth part discusses the importance of the...
 and the seventh part discusses the importance of the...
 and the eighth part discusses the importance of the...
 and the ninth part discusses the importance of the...
 and the tenth part discusses the importance of the...
 and the eleventh part discusses the importance of the...
 and the twelfth part discusses the importance of the...
 and the thirteenth part discusses the importance of the...
 and the fourteenth part discusses the importance of the...
 and the fifteenth part discusses the importance of the...
 and the sixteenth part discusses the importance of the...
 and the seventeenth part discusses the importance of the...
 and the eighteenth part discusses the importance of the...
 and the nineteenth part discusses the importance of the...
 and the twentieth part discusses the importance of the...

200. The partial sweats give no relief.

suffused yellowish redness of eyes; high coloured bilious urine,—strangury;—partial sweats, of a peculiar faint smell;—great watchfulness;—delirium.

SECOND STAGE;—Pulse becomes weaker, and less frequent;—heat considerably diminished;—clammy perspirations;—tongue black and crusty;—retching almost incessant, often bringing up a coffee-coloured matter;—hiccup;—black and foetid urine and stools;—death-like sensation of faintness at times: Occasionally, yellowness of the whole body—lethargic stupor or wild delirium;—tremors,—convulsions,—death.

201. *Anomalous Symptoms*;—general or partial numbness;—tetanic spasms;—suppression of urine;—syncope;—great coldness of particular parts, &c.

202. SYMPTOMS especially marking the *aggravated* form of the Tropical Endemic, and constituting the *Causus Icterodes*, or ARDENT YELLOW FEVER.

FIRST STAGE;—Sudden and violent attack of pain in the head, back, thighs and legs,—with giddiness,—great prostration of strength, and often a fit resembling the stupor of apoplexy or intoxication;—acute burning pain at stomach, and almost continual vomiting, at first of slimy, but afterwards of dark coloured, and sometimes bloody fluid;—eyes red and protruding; face and neck suffused and tumid;—countenance grim and terrific;—arid scorching heat of the skin;—tongue leaden-coloured and glairy, or morbidly clean and red;—intense thirst;—extreme restlessness and anxiety;—hæmorrhage from the nose.


SECOND STAGE;—After a paroxysm marked by a number of these symptoms, and lasting from a few hours to two or three days, a deceitful appearance of remission takes place; the vomiting, headach, burning heat, and

delirium, greatly abate, or nearly disappear; the pulse loses its hardness, and falls even below the natural frequency: the patient eats, drinks, and declares himself well or nearly so. But the interval is often short; and either a repetition of the same violent symptoms takes place, with marks of *greatly diminished power*, or the patient sinks at once into a comatose state, only interrupted by hiccup, and vomiting of dark coloured fluid,—with black and fetid stools,—yellow suffusion of the skin, varying in degree from a sallow hue to a deep orange tint,—interspersed with livid blotches, or ecchymoses, and accompanied with discharge of blood from various parts, especially the nose, mouth, and intestines;—the scene closing either in a convulsive struggle,—a state of torpid apathy,—or in a calm and collected resignation of life.

203. Such the general picture; but various anomalies observed in the mode of attack;—and in the number, violence, and duration of the symptoms; arising from—constitution and habit,—the nature and degree of the predisposing and exciting causes,—and the neglect or employment of preventions measures,—or the mode of treatment adopted at the first onset of the disease.

204. CAUSES tending to produce this aggravated form of the Tropical Fever, and operating especially on newly arrived Europeans; viz.—irritable, tense fibre;—plethora;—rich blood;—sudden change of climate;—imprudent exposure to the sun's heat, or night air, and dews;—continuance of accustomed but unsuitable diet and habits;—anxiety of mind and fear of death,—or despondency and indifference to life.

205. Question—how far depending upon stationary endemic causes of soil and temperature,—or upon occa-



ground and peculiar influence of an atmosphere;—and all, for ever contagious, with the assistance of any other circumstances, these points. Proofs of its being occasionally joined with erysipelas, and assuming a new character in consequence, viz. the Typhus, or Typhoid, or Malignant Yellow Fever.


200. Description of appearances by dissection, and the remarkable discordancy of different writers.—Opposite opinions also respecting the yellow fever;—and an attempt to solve the difficulty, and establish some general and consistent views of the disease.

201. Prognosis—extremely uncertain; but, in general, proportional to the violence of action on the one hand;—and the defect of power on the other.

202. TREATMENT of the ANTIQUITY OF MALIGNANT YELLOW FEVER, both in my country, and generally elsewhere unsuccessful.—Causes of this.—Diagnosis of the different means recommended, and an endeavour to show, how far they are respectively adapted to the gradual nature, or present stage,—and the particular gradations and symptoms of the complaint.

203. FIRST STAGE.—Bloodletting, general and local.—Cathartics, what kind best.—Cold affusions.—Cold friction.—Bleeding.

204. SECOND STAGE.—Tincture of opium, either alone, or attended with cold affusions.—Spirits of camphor.—Rhubarb.—Mercury.—Opium.—Antiseptics.—Aloes.—Quinine and other simple Bitters.—Copaiba.—Castor oil.—Sassafras.—Liquor Ammoniac.—Vinegar and Malt Liqueur.—Essence of Spirit.—Spruce Beer.—Coffee.—Acid Fruit.—Cold Water, &c.



sional and peculiar influence of atmosphere;—and whether ever contagious: with the variance among writers concerning these points. Proofs of its being occasionally *joined* with contagion, and assuming a new character in consequence, viz. the *Typhus icterodes*, or **MALIGNANT YELLOW FEVER**.

206. Description of appearances on dissection, and the remarkable discordancy of different writers.—Opposite opinions also respecting the yellowness;—and an attempt to solve the difficulty, and establish some general and consistent views of the disease.

207. **PROGNOSIS**—extremely uncertain; but, in general, proportioned to the *violence of action* on the one hand,—and the *defect of power* on the other.

208. **TREATMENT** of the **ARDENT** or **MALIGNANT YELLOW FEVER**, hitherto very dissimilar, and extremely unsuccessful:—Causes of this.—Remarks on the different means recommended, and an endeavour to shew, how far they are respectively adapted to the general nature, the present stage,—and the particular predominant symptoms of the complaint.

209. **FIRST STAGE**:—Bloodletting, general and local:—Cathartics; what kinds best.—Cold affusion:—Oily friction.—Emetics?


210. **SECOND STAGE**:—Tepid bath or affusion, either alone, or alternated with cold affusion.—Spiritous fomentation.—Blisters.—Mercury.—Opiates.—Antimonials?—Cinchona?—Quassia and other Simple Bitters:—Cusparia:—Cascarilla:—Serpentaria:—Æther:—Ammonia:—Vinous and Malt Liquors.—Essence of Spruce?—Spruce Beer.—Coffee.—Acid Fruits.—Cold Water, &c.

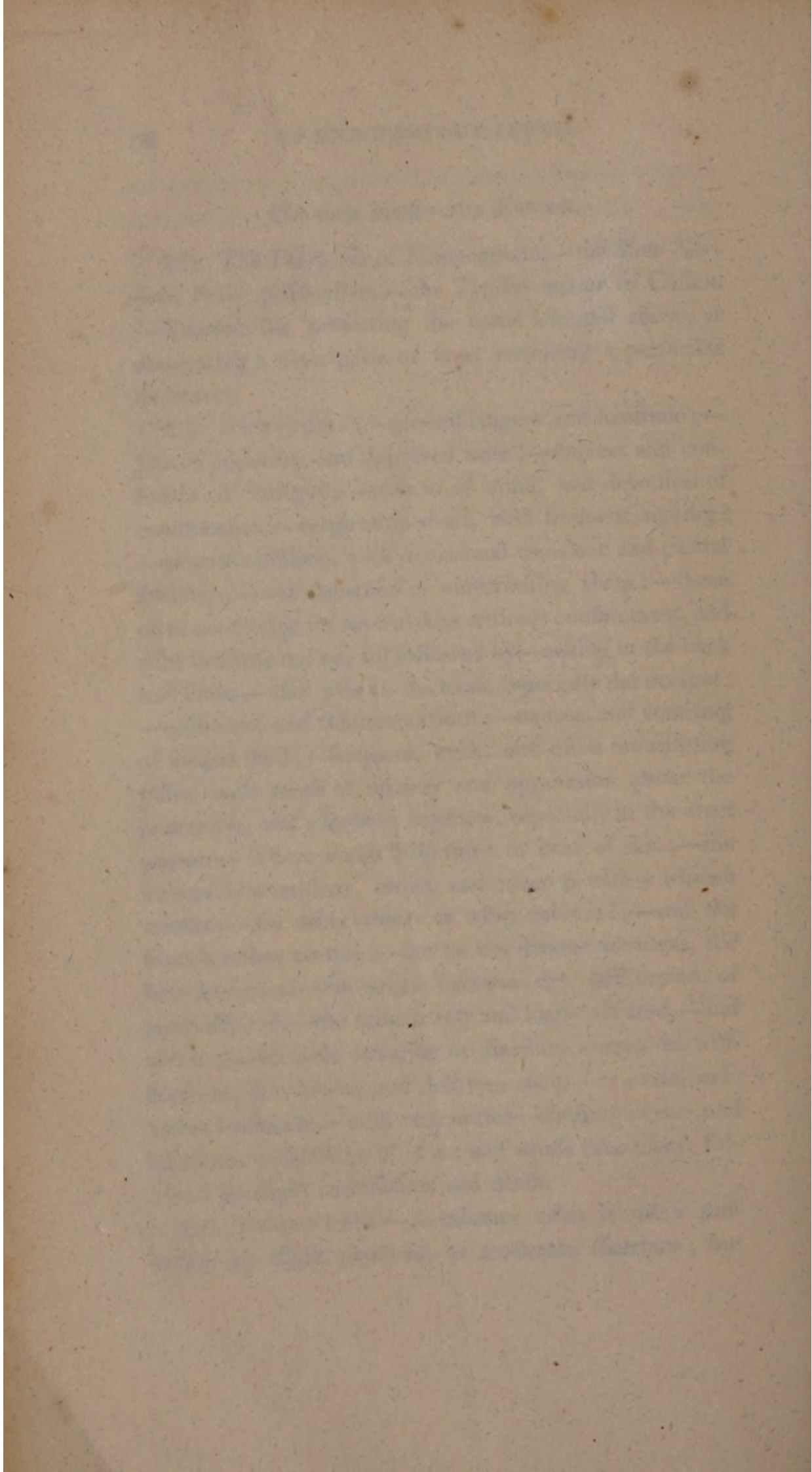
OF THE NERVOUS FEVER.

211. The *Febricula* of Manningham,—the *Slow Nervous Fever* of Huxham,—the *Typhus mitior* of Cullen.—Reasons for preferring the name adopted above, as designating a description of fever requiring a particular treatment.

212. SYMPTOMS ;—general languor and lassitude ;—loss of appetite, and depraved taste ;—dulness and confusion of thought ;—sadness of mind, and dejection of countenance ;—respiration short, with frequent sighing ;—general chillness, with occasional transient and partial flushings,—and disturbed or unrefreshing sleep :—these often continuing for several days without confinement, and with but little notice, till followed by—aching in the back and limbs,—dull pain in the head, especially the occiput ;—giddiness, and tinnitus aurium ;—nausea, and vomiting of insipid fluid ;—frequent, weak, and often intermitting pulse, with sense of anxiety and oppression about the *præcordia*, and excessive faintness, especially in the erect posture.—There is still little thirst or heat of skin ;—the tongue is tremulous, moist, and covered with a whitish mucus ;—the urine watery or whey-coloured ;—and the bowels rather costive :—but as the disease advances, the heat increases,—the tongue becomes dry, and brown, or morbidly red,—the urine scanty and high-coloured,—and either considerable sweating or diarrhœa comes on, with deafness, drowsiness, and delirious sleep—or *coma, subsultus tendinum*,—cold extremities—clammy sweats, and involuntary discharge of urine and stools take place, followed by slight convulsions and death.

213. PROGNOSIS.—A salutary crisis is often preceded by slight ptyalism, or moderate diarrhœa ; but





especially by a great, warm, insensible perspiration.—
 Deafness without insensibility is favourable; as are sudden
 eruptions about the mouth, or boils in other parts.—
 While profuse eructations,—partial stercoraceous stools,—
 cold extremities, subsiding,—and insensibility,—with
 tremendous pain,—portend great danger.

214. The causes producing this form of fever
 are,—a thin, pale, and weak habit of body,—great sensibi-
 lity of mind,—much study and watching,—vegetable
 or poor diet,—grief,—anxiety,—profuse evacuations,—
 excessive study.

215. The exciting causes are,—Cold, espe-
 cially with moisture;—Occasional Debility;—Con-
 tusion.


216. Several characters of the disease deduced from
 these several circumstances.

217. TREATMENT is founded on the character.—
 Early bleed. Emetics.—Gentle laxatives.—Blisters.—
 Diffuse diaphoretics.—Palladium, Camphire,—Nuxi,
 —Castor,—Opium;—Wine;—Serpentina;—Ammonia
 —Sesum tinctum vel Succinum.—&c.

OF TYPHUS FLUENS.

218. The Malignant contagion,—*Florens*—*catarrh*—*fulis*—*Hospital*—*and Ship Fever* of Authors.—
 —Where these names,—Synonymes of the true
 Typhus,—and reasons for applying it.

219. Symptoms are,—the beginning accessible the
 ideas of Nervous Fever (212); but the attack is gene-
 ral and sudden and insidious, with the progress more rapid
 and alarming,—sudden subsidence of callosities,—gradually
 going by itself and often leaving dry heat with
 little remission,—great prostration of strength, general



especially by a gentle, warm, and equable perspiration.—Deafness without insensibility is favourable, as are scabby eruptions about the mouth, or boils in other parts:—while profuse evacuations,—partial clammy sweats,—cold extremities, subsultus, —and insensibility,—with tremulous pulse,—portend great danger.

214. The CAUSES *predisposing* to this form of fever are,—a thin, pale, and weak habit of body,—great sensibility of mind,—much study and watching,—vegetable or poor diet,—grief,—anxiety,—profuse evacuations,—excessive venery.

215. The EXCITING CAUSES are,—Cold, especially with moisture;—Occasional Debauch,—Contagion.

216. General character of the disease deduced from these several circumstances.

217. TREATMENT as founded on this character:—Early brisk Emetic:—Gentle laxatives;—Blisters—Diffusive diaphoretics—Pediluvium,—Camphor,—Musk,—Castor?—Opiates;—Wine;—Serpentaria,—Ammonia.—Serum vinosum vel Sinapeos:—&c.

OF TYPHUS FEVER.


218. The *Malignant contagious*,—*Petechial*,—*putrid*,—*Jail*,—*Hospital*, and *Ship Fever* of Authors:—Whence these names;—Derivation of the word TYPHUS,—and reasons for adopting it.

219. SYMPTOMS,—in the beginning occasionally like those of Nervous Fever (212); but the attack in general more sudden and violent, and the progress more rapid and alarming:—usually considerable chillness,—gradually ending in, acrid, and often burning dry heat with little remission;—great prostration of strength, general

anguish of body and depression of spirits;—short and anxious breathing;—nausea, and vomiting, sometimes bilious;—pulse quick, small, and occasionally hard;—distressing headach,—noise in the ears,—and throbbing at the temples;—eyes sunk, dull, and listless, with dusky, sallow, dejected countenance;—or ferrety, red, and rolling, with flushed countenance, and restlessness or fierce delirium;—tongue generally foul, often brown or black, with parched blackness of the lips, and fetid sordes about the teeth:—sometimes considerable thirst, sometimes none.—Urine scanty;—at first little changed, but progressively becoming high-coloured, sometimes greenish, or sooty, and generally of a strong peculiar smell.—Stools dark coloured and offensive, and in the advanced stage often profuse and involuntary:—Occasionally hæmorrhage from the nose, intestines, &c. but oftener extravasations of blood from the cutaneous vessels, producing red, purple, or livid spots, weals, or marks like bruises, on the neck, breast, arms, and other parts; and by their colour and extent shewing the malignity and danger of the disease.

220. Great variety in the symptoms, in number, degree, and kind; arising from—constitution,—habit of body,—climate and season,—prevailing epidemic influence,—and the force and concurrence of the several predisposing and exciting causes.—Account of the chief varieties, as shown in the principal organs and functions affected,—and leading to important steps in the treatment.

221. PREDISPOSING CAUSES—not only those enumerated in par. 214, but many others,—some of them opposite in their nature;—plethora (32),—long continued heat;—excess in animal food and strong liquors;—foul air;—epidemic influence.




Faint, illegible text, possibly bleed-through from the reverse side of the page.

222. The grand exciting cause—accumulated human effluvia, or the morbid vapour arising from the bodies of persons confined in close apartments, especially if already labouring under the same complaint, or even under Remitting Fever.

223. Prognosis.—A gentle, universal, warm perspiration, with diminished frequency and increased fullness of pulse,—dexter tongue,—crabby trochiliform about the mouth,—and moderately loose stools, are favourable changes:—while partial clammy sweats,—weak, and irregular, or tremulous pulse,—dry, black, and chapped lips and tongue,—tension of the abdomen,—involuntary urine and stools,—coma, or constant delirium,—plucking the bed-clothes,—laboured respiration; and difficulty of swallowing,—precede a fatal event.

224. General character of the disease,—as deduced from its prominent symptoms, and its chief exciting cause,—contrasted with that of Nervous Fever, and applied to the plan of cure.

225. THE TREATMENT—consists, in part, of all the three indications already considered under the *General Care of Fever*; but especially—in the *First Stage*—diminishing excessive action without lessening power, and (where the strength will permit) trying to arrest the febrile by exciting another fermentation:—in the *Second Stage*—by increasing or raising those functions and actions which are impaired or suspended,—as it to maintain the power of the system until the organic fever ceases its career:—and are principal means of affecting it, correcting the *specific tendency* that displays itself in the affected fluids and circulating mass:—Throughout the whole progress of the case, paying attention to every urgent symptom, whether proper to the disease, or accidentally connected with it.



222. The grand EXCITING CAUSE—accumulated human effluvia, or the morbid vapour arising from the bodies of persons confined in close apartments, especially if already labouring under the same complaint, or even under Remitting Fever.

223. PROGNOSIS :—A gentle, universal, warm perspiration, with diminished frequency and increased fullness of pulse,—cleaner tongue,—scabby eruptions about the mouth,—and moderately loose stools, are favourable changes :—while partial clammy sweats,—weaker, and irregular, or tremulous pulse,—dry, black, and chopped lips and tongue,—tension of the abdomen,—involuntary urine and stools,—coma, or constant delirium,—plucking the bed-clothes,—laboured respiration, and difficulty of swallowing,—precede a fatal event.

224. General character of the disease,—as deduced from its prominent symptoms, and its chief exciting cause,—contrasted with that of Nervous Fever, and applied to the plan of cure.

225. THE TREATMENT—consists, in part, of all the three indications already considered under the *General Cure of Fever*; but especially—in the *First Stage*—diminishing excessive *action* without lessening *power*;—and (where the strength will permit) trying to supersede the *febrile* by exciting *another* commotion :—in the *Second Stage*,—by increasing or restoring those functions and actions which are impaired or suspended,—so as to maintain the power of the system until the *specific febrile impression* has ceased;—and, as a principal means of effecting this, correcting the *septic tendency* that displays itself in the secreted fluids and circulating mass :—Throughout the whole progress of the case, paying attention to every urgent symptom, whether proper to the disease, or accidentally conjoined with it.

226. Remarks upon the several remedies more especially calculated to answer these intentions,—and the *stages* or *circumstances* of the disease, to which they are respectively adapted ;—Early Emetic—particular laxatives ;—Cold Affusion ;—Leeches ;—Blisters ;—Diaphoretics ;—Pediluvium, and tepid Bath or Affusion ;—Wine ;—Serpentaria, —Cinchona ;—Acids ;—Carbonic Acid Gas,—Fermenting liquors,—Yeast ;—Opiates ;—Camphor ;—Phosphorus? &c.


OF INFLAMMATION IN GENERAL.

227. Though the rise, progress, and result of Inflammation are more obvious than those of any other diseased state, yet its nature in general, and its treatment in particular circumstances, by no means agreed upon.—The subject highly important.

228. Essential symptoms ;—pain ;—increased redness and heat,—with swelling or tension of the part :—these varying greatly, both in positive degree and in relative proportion.

229. Example of the progressive steps (228) shewn in Ophthalmia from external irritation.—Preternatural accumulation and distension evident.—Proofs of these taking place more especially in the *ultimate arteries* and *veins*,—from the number and course of the vessels,—from injecting the part.—Conclusion from hence as to the real seat of inflammation.

230. Similar phenomena (228,-9) occur *spontaneously* also.—Various theories adopted at different times to explain them :—unnecessary to discuss all these.—Boerhaave's (as it is usually called) first deserving notice : recapitulation of this (60) ; and its application to solve the phenomena, shewn to be inadequate.



The first part of the book is devoted to a general history of the United States from its discovery to the present time. It is divided into three volumes. The first volume contains the history of the discovery and settlement of the continent, the formation of the colonies, and the struggle for independence. The second volume contains the history of the United States from the adoption of the Constitution to the present time. The third volume contains the history of the United States from the present time to the future.

THE HISTORY OF THE UNITED STATES

The second part of the book is devoted to a general history of the United States from its discovery to the present time. It is divided into three volumes. The first volume contains the history of the discovery and settlement of the continent, the formation of the colonies, and the struggle for independence. The second volume contains the history of the United States from the adoption of the Constitution to the present time. The third volume contains the history of the United States from the present time to the future.

The third part of the book is devoted to a general history of the United States from its discovery to the present time. It is divided into three volumes. The first volume contains the history of the discovery and settlement of the continent, the formation of the colonies, and the struggle for independence. The second volume contains the history of the United States from the adoption of the Constitution to the present time. The third volume contains the history of the United States from the present time to the future.

The fourth part of the book is devoted to a general history of the United States from its discovery to the present time. It is divided into three volumes. The first volume contains the history of the discovery and settlement of the continent, the formation of the colonies, and the struggle for independence. The second volume contains the history of the United States from the adoption of the Constitution to the present time. The third volume contains the history of the United States from the present time to the future.

The fifth part of the book is devoted to a general history of the United States from its discovery to the present time. It is divided into three volumes. The first volume contains the history of the discovery and settlement of the continent, the formation of the colonies, and the struggle for independence. The second volume contains the history of the United States from the adoption of the Constitution to the present time. The third volume contains the history of the United States from the present time to the future.


231. General preliminary sketch of the Sanguiferous System:—Arteries: chiefly composed of elastic and of muscular coats, which, though in a certain degree antagonistic, yet co-operate in conveying fluids circulation.—Relative proportions of these two coats alter as arteries diminish in size.—Reasons for believing, that the ultimate vessels possess a certain degree of muscular structure.—Faint application of these data. (231.)

232. Universal property of living muscular fibres, to contract upon the application of various agencies, called *vis contractiva* or *vis vitalis*.—Quantity,—whether the capability of muscular fibre to contract diminishes with *diminutio*, *in* *extensio*, or *duratio*.—not necessary to the present subject;—but all more probably entirely dependent on nervous influence, and the latter opinion is most probable in this, and the more perfect animals.

233. Muscular fibres of arteries, in accordance with all others, are excited to contract by various agencies, whether mechanical, chemical, or organic, that can be applied to them:—but *vis contractiva* is their peculiar and proper attribute, and is not excited.

234. Generation or evolution of animal heat, the most singular physiological discovery of the present age.—Short recapitulation of the details (234); and the conclusion of its being a result of an identical process, though to be intelligibly considered in inflammation.

235. Inflammatory state, stimulus of blood, and susceptibility of vessels to contract. Indicated. Effect of over-stimulus of muscular fibre.—*vis contractiva*—*vis vitalis*.—General effect.—Inflammation, and its effects.—Application of this to the case of inflammation excited by external stimulus (235).



231. General preliminary sketch of the Sanguiferous System:—Arteries chiefly composed of *elastic* and of *muscular* coats, which, though in a certain degree *antagonists*, yet co-operate in carrying on the circulation.—Relative proportion of these two coats alters as arteries diminish in size.—Reasons for believing, that the ultimate *veins* also possess a certain degree of muscular structure.—Future application of these data. (236.)

232. Universal property of living muscular fibre, to contract upon the application of various agents, collectively denominated *stimuli*.—Question,—whether susceptibility of muscular fibre to receive impressions from *stimuli*, be *inherent* or *derived*,—not necessary to the present subject;—but all susceptibility evidently dependant on nervous influence, and the latter opinion most probable in Man, and the more perfect animals.

233. Muscular fibres of arteries, in common with all others, are excited to contract by every agent, whether *mechanical*, *chemical*, or *specific*, that can be applied to them:—but THE BLOOD their *peculiar* and *proper* stimulus,—and its action threefold.

234. Generation or evolution of animal heat, the most splendid physiological discovery of the present age.—Short recapitulation of the theory (77-81); and the conclusion of its being a *vital* as well as *chemical* process, shewn to be additionally confirmed in Inflammation.

235. In healthy state, stimulus of blood and susceptibility of arteries exactly balanced.—*First* effect of over-stimulus on muscular fibre—*excessive contraction*;—*second* effect—proportional *fatigue*, and *relaxation*.—Application of this to the case of inflammation excited by *external* stimulus (229.)

236. Every inflammation a state of *capillary congestion*, greatest at central point, and gradually lessening as we recede from this.—Inflammation always begins in capillary vessels and smaller branches;—this accounted for from their structure, (231)—and shewn to be a wise provision.


237. More modern doctrines of Inflammation examined.—Theory of Dr. Cullen;—supposes the proximate cause of spontaneous inflammation to arise, from *an unusual quantity of blood being THROWN upon the smaller vessels, exciting increased action in them, which is supported by Spasm on their extremities.**—Spasmodic constriction of arteries shewn to take place in certain states of inflammatory disease affecting the sanguiferous system at large:—this, however, not on the *extreme* arteries, but on the larger vessels and their branches!;—and not of uniform occurrence even on them.—Still less evidence of spasm on extreme arteries or veins when inflammation altogether local.—Conclusion against the doctrine in question.

238. Dr. Fowler's theory of inflammation—as consisting in *increased action alone*, †—more simple than Dr. Cullen's; and sufficiently explains both the phenomena and treatment of *tonic* inflammation,—but not applicable to the opposite kind.—Does not require a separate consideration;—as the establishing *two forms* or *kinds* of inflammation, necessarily supersedes this as a *general* doctrine.


239. Latest theory—making Inflammation consist entirely in a *weakened and over-distended state of the capillary arteries*,—referred to Dr. Lubbock and Mr. Allen

* *First Lines of the Practice of Physic*, § CCV LV.

† *Tentamen Inaug. Quædam de Inflammatione complectens*. Auctore RICARDO FOWLER. Edin. 1793.



Faint, illegible text, possibly bleed-through from the reverse side of the page. The text is too light to transcribe accurately.



as its authors;—but published by Vacca in 1765, and subsequently maintained by Winterl and Callisen.—Examination of it as delivered by Dr. Wilson.*

240. Takes for his example a state of *advanced* inflammation, in which the capillary arteries already *considerably dilated*, and of course *muscularly weakened*.—But *debility* and *increased action* not incompatible:—familiar illustration of this.—Action, however, not progressively increasing whilst inflammation continues;—often arrives at greatest height very soon, and afterwards declines more or less rapidly according to circumstances:—but no period of inflammation wherein *action* not present.

241. Dr. Wilson's trials on frog's foot with Alcohol, shewn to be inconclusive, from the torpid nature of the animal, and the *sedative* operation observed from this article in the experiments of Dr. Monro.—This virtually admitted by Dr. Wilson himself in the instance of the frog's heart.—The result of his experiment on the mesentery of a rabbit, equally inapplicable, from the degree of mechanical violence used, and the well known effects of contusion in various injuries.—His objections to Dr. Fowler's experiment on a rabbit's ear, examined, and proved to be futile.

242. Account of experiments made to determine this question.—*First* effect of strong stimulus, increased velocity of circulation;—*second* effect, great distension of vessels, and comparatively slow motion of blood in them;—but still rapid in the adjoining, and as yet undistended capillaries:—the same acknowledged by Dr. Wilson.—Application of this to the case of progressively extending

* *A Treatise on Febrile Diseases*, by ALEX. PHILIPS WILSON, M. D. Vol. iii.

inflammation.—Proofs of the blood not being stagnant during inflammation, in warm blooded animals.

243. Falsity of the theory in question (239-41) finally demonstrated, by shewing the mischief to which it would lead in practice.


244. Short recapitulation of the several doctrines examined above (230-7-8-9), and general conclusion respecting them.

245. Inquiry into the cause which *more immediately* and *chiefly* maintains the circulation through the capillary Arteries and Veins ;—and arguments to shew, that although *intimately connected with* their muscular *substance*, it does not *absolutely depend upon* muscular *motion*.—Facts demonstrating,—That a muscle may have its contractile *nisus*, or effort, greatly augmented, and its *power* thereby impaired, without actual shortening of its fibres.—Application of these principles to the phenomena of Inflammation ;—and attempt to explain them upon—A CHANGE IN THE RELATIVE NEURILECTRIC OR GALVANIC STATE OF THE EXTREME VESSELS, AND THE PARTICLES OF BLOOD.


REMOTE CAUSES OF INFLAMMATION.

246. These various, and even opposite ; but all either *directly* or *indirectly* produce *increased action* ;—all therefore either *directly* or *indirectly stimulant* (232).—Abstract nature of *stimulus* obscure ; but its operation shewn to be *primarily* and *essentially* upon the nerves, and, *cæteris paribus*, proportioned to their number and sensibility in any part.

247. Universal effect of *direct* stimulus within certain limits—to increase the *susceptibility* or *feeling* of the stimulated part ;—and this increase proportioned to the



Faint, illegible text, possibly bleed-through from the reverse side of the page. The text is arranged in several paragraphs and is too light to transcribe accurately.



original sensibility, and the degree of stimulus applied:—whence during it, even the natural and customary stimulus of the blood becomes morbidly great.—Prodigious increase of sensibility under inflammation, shewn in certain membranes:—and Haller's conclusion respecting the seat of pain in such cases, refuted.

248. Where *direct* stimulus applied in excess, the remote or exciting cause of inflammation obvious. But inflammation, both topical and general, often follows the application of *Cold*, and often arises *spontaneously*:—how then account for these?

249. Apparent dilemma here; but the fact perfectly reconcilable with true Physiology and Pathology;—and both *Inflammation* and *Gangrene* from *Cold*, satisfactorily explained.—Illustration in the case of a naval officer.*

250. Spontaneous inflammation alledged by some to arise from *irregular distribution of blood* (237); this cause, however, both gratuitous and inadequate.—Inflammation of considerable organs during fever, generally attributed to particular *weakness* of them;—but *weakness* shewn to be a term of vague meaning, as accompanying states of the body very differently disposed with respect to inflammation.

251. Another explanation offered, and *primary cause* traced to change in Nervous Influence.—Application of this shewn to be universal.—Determination to particular parts or organs, however, no doubt *aided* by constitution, —prevailing epidemic influence, —peculiar Contagion;—and perhaps by other circumstances not easily accounted for.

* See *Observations on Apparent Death, &c.* By JAMES CURRY, M. D. F. A. S., &c. 8vo.

DIVISION OF INFLAMMATION INTO TWO PRINCIPAL KINDS, VIZ. THE TONIC AND ATONIC.

252. Preliminary observations on *Power* and *Action* in the living body (137); and farther illustrated on the principles laid down in par. 245.

253. Application of this distinction (252) in the example of Ophthalmia; where both kinds frequently take place during the progress of the same attack, only varying in their relative degree.—*Atonic* inflammation the result of repeated attacks of the more *tonic* kind; but inflammation often *atonic* from the first:—striking instance of the latter suddenly occurring in India and in Egypt; and occasionally observed in this country.

254. The difference of inflammation, as to *kind*, farther proved from the mode of cure found most appropriate to each.—Subdivision of *atonic* inflammation as attended with *excess*, or *defect* of sensibility.—General conclusion.


EXPLANATION OF THE SYMPTOMS OF INFLAMMATION.

255. PAIN;—cause of it;—very different in *kind* as well as in degree in different cases:—distinctions of it as *acute* or *obtuse*,—*continued* or *remitting*,—*lancinating*, *pulsatory* or *throbbing*,—*tensive*;—*burning*;—*smarting*.—REDNESS;—why *always* present.—TENSION and SWELLING;—under what circumstances each of these more especially occurs.—HEAT;—its actual increase shewn to be little beyond natural temperature of internal parts;—sensation of it fallacious.

256. Difference in the proportion of these symptoms respectively, in the two *kinds* of inflammation.

OF THE SPECIES OF INFLAMMATION.

257. Inflammation divided by Dr. Smyth, into *five*



...the ... of ...

...the ... of ...

...the ... of ...

...the ... of ...

...the ... of ...

...the ... of ...

...the ... of ...


...the ... of ...

...the ... of ...

...the ... of ...

...the ... of ...

...the ... of ...



species, as occurring in parts differing in structure, viz. in the SKIN—Erysipelatous;—in CELLULAR MEMBRANE—Phlegmonous;—in DIAPHANOUS MEMBRANES;—in MUCOUS MEMBRANES;—in MUSCULAR FIBRES—Rheumatic.*—But all these parts shewn to be liable to simple phlegmonous, or suppurative inflammation; and the above distinctions to be neither correct, nor practically useful.

258. *Structure of parts rather occasions particular termination, than specific difference in nature or kind of inflammation.*—The *Species* chiefly owing to the nature of the *exciting cause*,—as *Variolous*,—*Syphilitic*, &c.;—or to some peculiarity of constitution or habit,—as *Gouty*,—*Scrophulous*,—*Cancerous*,—*Erysipelatous*, &c.

OF THE TERMINATIONS OF INFLAMMATION.

259. The terminations of inflammation reducible to *five* heads, viz. *Resolution*,—*Adhesion*,—*Effusion*,—*Suppuration*, and *Gangrene*,—*Scirrhus* also reckoned by some among the number; but although sometimes a *termination* of inflammation in glandular parts, yet oftener *precedes* and *causes* it.

260. RESOLUTION.—Origin of the term among the chemical and mechanical physicians;—its meaning as now used.

261. ADHESION;—in what circumstances it chiefly occurs;—Mr. Burns's criticism respecting it,—refuted.

262. EFFUSION;—almost peculiar to cavities lined with smooth diaphanous membranes;—variety of the matter effused in different situations and circumstances.

* *Medical Communications*, vol. ii, Art. xix.

263. SUPPURATION ;—occurs in every vascular part except the tendons.—Phenomena accompanying it ;—alteration in degree and kind of pain ;—diminution of heat ;—change of colour in the skin, when near the surface :—rigors, — these perhaps rather a collateral symptom, than direct consequences of suppurative change ;—circumstances under which they especially happen.

264. Enumeration of the principal opinions respecting Pus :—1. BOERHAAVE'S—that it was made up of the various fluids effused into wounds, mixed with a portion of the solids dissolved and slightly putrid, and united into an uniform, white, thick, glutinous, and oily fluid.* —2. GRASHUIS'—that it consisted of various heterogeneous particles both solids and fluids, *but chiefly of the fat*, mixed together, and undergoing an incipient putrefaction under stagnation and heat.†—3. SIR JOHN PRINGLE'S—that it is formed by a fermentative process from the serum effused into ulcers, while the thinner parts are dissipated by the heat. ‡—4. DE HAEN'S,—that it is generated in the blood, from a peculiar matter formed there, not only under certain general states of disease that are *not inflammatory*, but in some persons even from a *natural diathesis*.§—5. DR. MORGAN'S,—that it is a new secretion, produced by a peculiar action of the vessels :||—this opinion commonly attributed to Mr. John Hunter as the original author.—6. MR. BURNS'S,—that Pus is formed by an operation

* BOERHAAVE, *Aph.* 206. 387. 332.

† GRASHUIS, *De Generatione Puris*, cap. 1. p. 18 et 22.

‡ PRINGLE'S, *Obs. on Dis. of the Army*, App. p. lxxxii. ii. 6th edit.

§ DE HAEN, *Ratio Medendi*, vol. i. cap. xi. *De Puris Generatione*.

|| *Tentam. Inaug. De Puris Confectione*, Auctore JOHANNES MORGAN, Edin. 1763.

Mem. Theory of Pigors?

I do not see why the first-mentioned opinion should be attributed to Boerhaave individually - since I believe that it has ever been the vulgar notion - and indeed it appears the notion w^h would naturally arise in the minds of men not considering the subject scientifically. Boerhaave, I presume, took it, as he found it.

... of the ...
... of the ...
... of the ...

Library of the ...

... of the ...
... of the ...
... of the ...
... of the ...
... of the ...

... of the ...
... of the ...
... of the ...
... of the ...
... of the ...

... of the ...
... of the ...
... of the ...
... of the ...
... of the ...

of the living principle, from the interstitial fluid, and the nutritive particles.*

205. Evidence in some of these opinions.—Mr. Hume's arguments for Pile being a retention†—are added—(—and his position disproved from his own experiments.—Mr. Paine's idea of *excess*) shown to be a gratuitous assumption, neither admitting of direct proof, nor countenanced by facts.—Remarks on the objections made to Sir John Pringle's theory;—and their relevancy pointed out.


206. Conclusion.—that Pile is not a retention, but arises as characteristic property by a spontaneous change taking place, under the influence of heat, in a mixture of Serum, and of Lymph, or rather Albumen, in certain proportions, depending on the season.—A variety of appearances which the fluid thus presents, explained from the different properties of its ingredients, and the circumstances under which it is poured out.—Water-like, —Sakey, —curdy, —clotted or coarsely, —perfectly, —acid.

207. Gaseous and Serous Piles—defined,—and their relation to each other shown—to may be either direct, or indirect;—distinction between *pile* & *hemorrhoid* in simple hemorrhoids,—in plethoric states, and after Typhus fever,—after Erysipelas,—after contusions,—lacerated wounds,—the violent inflammation.—In what parts each kind respectively most frequent.—Signs of its taking place, accordingly as it is external or internal.

208. Stricture;—peculiar to glands, the parts of—often proceeds from Pile, or follows inflammation;—and when

* Dissertation de Piles, par J. Hume, Surgeon, 1751, p. 404-5.

† A Dissertation of the Properties of Pile, by Edward Hume, M.D. Lond. 1750.



of the living principle, from the *interstitial fluid*, and the *nutritive particles*.*

265. Strictures on some of these opinions.—Mr. Home's arguments for Pus being a secretion †—examined;—and his position disproved from his own experiments.—Mr. Burns's idea (6 *supra*) shewn to be a gratuitous assumption, neither admitting of direct proof, nor countenanced by facts.—Remarks on the objections made to Sir John Pringle's theory,—and their irrelevancy pointed out.

266. Conclusion,—that Pus is not a secretion, but acquires its characteristic properties by a spontaneous change taking place, under the influence of heat, in a mixture of Serum, and of Lymph, or rather Albumen, in certain proportions, after quitting the vessels.—Variety of appearance which the effused fluid assumes, explained from the different proportion of its ingredients, and the circumstances under which it is poured out:—whey-like, —flakey, —curdly, —clotted or cohesive, —puriform, —purulent.

267. GANGRENE and SPHACELUS—defined,—and their relation to each other shewn:—may be either *direct*, or *indirect*;—distinction between these exemplified in senile mortification,—in gangrene during and after Typhus fever,—after Erysipelas,—after contusions,—lacerated wounds,—or violent Inflammation.—In what parts each kind respectively most frequent.—Signs of its taking place, accordingly as it is external or internal.

268. SCIRRHUS;—peculiar to glandular parts?—oftener precedes than follows inflammation;—and when

* *Dissertations on Inflammation*, by JOHN BURNS, Surgeon, vol i. p. 404-5.

† *A Dissertation on the Properties of Pus*, by EVERARD HOME, F. R. S. 4to. Lond. 1788.

the latter, something peculiar in the *species* of inflammation, often connected with constitutional disposition (258).


GENERAL CURE OF INFLAMMATION.

269. This resolves itself into a single or a double indication, according to the *kind* (252-4) of inflammation present.

270. Circumstances whereby to determine the general character or *kind* of the inflammation, collected from— the patient's age,—constitution,—and habit of body;— the origin,—progress,—and present state of the disease;—and the effects of the remedies (if any) already employed.

271. The CURE OF TONIC INFLAMMATION, or *Excessive vascular Action with considerable Power*,— will consist in—employing such means as *directly* tend to lessen the excessive action;—which is done by—A. removing, as far as it is practicable, those external causes, whether *mechanical*, *chemical*, or *specific*, that have been applied, and still continue to act;—B. lessening, to a certain degree, the stimulus arising from those agents that are natural, viz. the Blood, and Animal Heat,—by Bloodletting,—by Cold applications;—C. diminishing the morbid sensibility and irritability by sedative remedies, e. g. Preparations of lead,—Digitalis?—Opium? &c.—Remarks upon the extent to which several of these means (B and C) are to be carried,—with directions for their proper use.

272. In the CURE of ATONIC INFLAMMATION,— or *Increased Action with inadequate Power*,—beside employing the means specified above (270) and occasionally others which have a peculiar sedative operation



...

...

...

...

...

...


adapted to particular species of the disease,—the power of the vessels must be supported or increased, by the local or general use of astringent and tonic remedies.—The principles here drawn in par. 136-7, and 139, illustrated here by cases both of local and general action, and applied to the treatment of chronic inflammation.—Variation necessary according to the stage of the disease,—as to its being attended with increased or diminished sensibility, (136-4).

272. Both kinds of inflammation subject to considerable variety in degree,—and the one or the other character predominant, according to—the greater or less strength or power of the vessels in situation dependent under a state of increased action,—the extent or circumscribed stability of the part affected,—and, the nature and force of the exciting cause.—Differences of treatment spring out of these particulars.

273. The treatment of Suppurative Inflammations, such as the Gouty,—Dysenteric, &c. to be as it differs from that of Simple Inflammation, will be considered under their respective heads.

TREATMENT OF SUPPURATION

274. This, as far as respects local suppurations, comes under the province of Surgery; but in fact, requires other measures; and these are either local or general to the tone and vigor of the whole system, or connect general medical dispositions,—as the venous,—lymphatic,—arterial, &c.—Remarks in various respects are employed for these purposes respectively.—See Water bath, tepid or cold.—Cinamon.—Alkali;—



adapted to particular *species* of the disease,—the *power* of the vessels must be *supported* or *increased*, by the local or general use of astringent and tonic remedies.—The principles laid down in par. 136-7, and 159, illustrated here by cases both of local and general action, and applied to the treatment of *atonic* inflammation.—Variation necessary, according to the *stage* of the disease, —or to its being attended with *increased* or *diminished sensibility*, (254).

273. Both *kinds* of inflammation subject to considerable variety in *degree*;—and the one or the other character predominating, according to—the greater or less strength or *power* of the vessels to maintain themselves under a state of increased action,—the original or acquired sensibility of the part affected,—and, the nature and force of the exciting cause.—Difference of treatment arising out of these particulars.

274. The treatment of *Specific Inflammations*, such as the Gouty,—Erysipelatous, &c. as far as it differs from that of SIMPLE INFLAMMATION, will be considered under their respective heads.

TREATMENT OF SUPPURATION.

275. This, as far as respects local applications, comes under the province of Surgery; but *internal* remedies often necessary; and these are either such as increase the tone and vigour of the whole system, or correct specific morbid dispositions,—as the scrophulous,—syphilitic,—cancerous, &c.—Remarks on certain remedies employed for these purposes respectively.—Sea-Water bath, tepid or cold;—Cinchona;—Alcalies;—

74 TREATMENT OF GANGRENE AND SCIRRHUS.


Cicuta. — Mercury ; — Nitric Acid ; — Sarsaparilla. — Arsenic ; — Carbonic Acid Gas, &c.

TREATMENT OF GANGRENE.

276. Will in part depend upon the causes inducing it,—and its being *direct* or *indirect* (267); but the general indications are,—1st. to support and increase the *power* of the vessels which yet retain the principle of life ;—By moderate warmth,—nourishing food,—Wine, —Cinchona,—Carbonic Acid,—Camphor,—Opium,—Musk and Ammonia, &c. :—and—2d. to prevent or retard the septic dissolution of the sphacelated parts. —By Carrot, Turnip, or Parsnip poultice,—fermenting cataplasm,—Nitrous Acid lotion,—Oxygenated Nitrous Gas,—Camphor dissolved in Oil of Turpentine?—Varnish of Pitch or Wax in ditto.

TREATMENT OF SCIRRHUS.

277. Ambiguity of the term *Scirrhus*, as often applied to express specifically different kinds of morbid hardness in glandular parts.—Necessity of investigating the particular kind of induration therefore, in order to render the treatment successful, or even safe :—illustration of this in Cancerous,—Scrophulous,—and Syphilitic indurations.—Genuine scirrhus perhaps incurable in the advanced state ; why so.—Remarks on certain remedies usually employed against Scirrhus :—Cicuta ;—Belladonna ;—Arsenic ;—Muriate of Barytes ;—Electricity ;—Galvanic aura, &c.



OF THE PHLEGMATIC.

On Inflammation of the Pleura, with Remarks
on the Pleurisy.


199. Sometimes the extent of the inflammation is limited to the pleura, and the lungs are not affected. In this case the inflammation is confined to the pleura, and the lungs are not affected. In this case the inflammation is confined to the pleura, and the lungs are not affected.

200. Inflammation of the pleura is sometimes attended with effusion of the pleural fluid, and the lungs are not affected. In this case the inflammation is confined to the pleura, and the lungs are not affected.

201. General Inflammation of the Pleura is attended with effusion of the pleural fluid, and the lungs are not affected. In this case the inflammation is confined to the pleura, and the lungs are not affected.

202. Various kinds of symptoms are attended with inflammation of the pleura, and the lungs are not affected. In this case the inflammation is confined to the pleura, and the lungs are not affected.

203. The seat of the inflammation is generally in the part of the pleura which is attached to the lungs. In this case the inflammation is confined to the pleura, and the lungs are not affected.



OF THE PHLEGMASIÆ,

OR INFLAMMATION OF PARTS, WITH GENERAL FEBRILE STATE.

278. Sometimes from the *extent* of the local inflammation,—from the great sensibility of the part affected,—or from its importance in the constitution, the whole Arterial System partakes of a corresponding state:—and therefore demands attention, as well on its own account, as on that of the part primarily affected.

279. At other times the *general* inflammatory affection arises from the same exciting causes which occasion the *local* one; and comes on along with, or even precedes it.—This more especially what constitutes the PHLEGMASIÆ; and its application of importance in directing the treatment.

280. GENERAL CHARACTER OF THE PHLEGMASIÆ;—Disturbance of some internal function, with local pain, and symptomatic (?) Synocha (175);—blood buffy or sily;—urine red;—tongue white;—heat sometimes considerable, but often moderate;—pulse quickened, and generally hard; but sometimes full, at other times oppressed or obscure.

281. Variation in the symptoms accordingly as the disease partakes especially of the *tonic* or *atonic* form.

282. The *seat* of the pain *generally* directs to the part or organ particularly affected;—but this occasionally fallacious. Examples of both true and false reference by the patient;—and cautions necessary to guard the practitioner against mistake, in a point so important in regulating the plan of cure.

TREATMENT OF THE PHLEGMASIÆ IN GENERAL.

283. This will depend upon the distinctions already laid down with respect to the *degree* and *kind* (252, 6) of inflammatory state present,—upon the sensibility and importance of the organ chiefly affected;—and, upon the relative proportion between the *local* and the *general* affection, together with their respective priority of occurrence (278-9).—Illustration of these by examples.

284. TREATMENT WHERE THE INFLAMMATORY ACTION IS OF THE TONIC KIND:—

A. BLOODLETTING, general and local;—circumstances determining its extent, as collected from the patient's strength,—age,—habit of body,—mode of life,—state of pulse,—urgency of symptoms;—but much less necessary than generally supposed, if other means duly employed.—Appearance of blood drawn, a doubtful indication:—danger of the Boerhaavian doctrine shown here.

B. BLISTERS; their use in this case explained.

C. Application of Cold, — doubts respecting it:—regulation of temperature.


D. PURGATIVES,—different kinds required at different periods of the disease.

E. ANTIMONIAL DIAPHORETICS—how to be regulated.

F. CALOMEL and OPIUM combined:—idea of counter irritation refuted:—principles upon which their operation may be better explained,—illustrated by actual cases.

G. DIGITALIS—to what stage of this form best suited.

285. TREATMENT WHEN POWER DEFECTIVE.—Causes particularly giving rise to this form;—marks for ascertaining its degree.—A. Cautions respecting



The first of these is the fact that the United States is a young nation, and that its history is a history of growth and expansion. The second is the fact that the United States is a nation of immigrants, and that its history is a history of the struggle for a better life for all.

A third fact is that the United States is a nation of pioneers, and that its history is a history of the search for new lands and new opportunities. The fourth is the fact that the United States is a nation of freedom, and that its history is a history of the struggle for liberty and justice for all.

The fifth fact is that the United States is a nation of progress, and that its history is a history of the search for new ideas and new ways of doing things. The sixth is the fact that the United States is a nation of hope, and that its history is a history of the search for a better future for all.

The seventh fact is that the United States is a nation of unity, and that its history is a history of the search for a common purpose and a common destiny. The eighth is the fact that the United States is a nation of strength, and that its history is a history of the search for a better world for all.

The ninth fact is that the United States is a nation of peace, and that its history is a history of the search for a better way of living together. The tenth is the fact that the United States is a nation of love, and that its history is a history of the search for a better life for all.

The eleventh fact is that the United States is a nation of faith, and that its history is a history of the search for a better way of life for all. The twelfth is the fact that the United States is a nation of hope, and that its history is a history of the search for a better future for all.

M. Servilius Nonianus
princeps civitatis, non pri-
dem in metu Lippitudi-
nis, priusquam ipse eam
nominaret, aliusve ei
prediceret, dialus litte-
ris gravis, P. L. A. chartam
in scriptam, circumligatam
lino, subnectebat collo:
Mucianus ter consul,
eadem observatione vive-
ten. muscam in lintedo
albo: his remediis carere
ipso Lippitudine predi-
cantes. Carmina quædam
extant contra Grandi-
nes etc. { Plin. lib.
28.

2. Yet a blow which almost quite tore the Iris from its ciliary attachment, failed to excite ophthalmia.
1. Yet foreign bodies may be enveloped in false membrane and pain not: see vesical calculi in pouch. Fungus another mode of via medicatrix: this common in Horse where foreign bodies impinge.

general bloodletting.—B. Local bleeding—C. Blisters—D. Purgatives,—what kind especially useful.—E. Mild diffusive diaphoretics: combinations affording these,—F. Calomel joined with Opium.—Operation of E. and F. separately and conjointly.—A plan more or less tonic necessary throughout, but especially towards the end. (272).

PARTICULAR PHLEGMASIÆ.

OF OPHTHALMIA, OR INFLAMMATION OF THE EYES.

286. Usually divided into two species; 1st. as situated in the membranes of the eye (*Ophthalmia membranarum*, CUL.)—2d. as situated on the margin of the eyelids (*Ophthalmia tarsi*, CUL. and *Psorophalmy* of Mr. Ware.) The second species often a sequel of the first; but sometimes precedes and causes it. The division of Ophthalmia, however, according to the *kind* of inflammation (253), shewn to be more comprehensive and useful.

287. SYMPTOMS OF TONIC OPHTHALMY;—Pricking or shooting pain in the fore part of the eye,—redness of the *tunica adnata*,—increased sensibility to light,—generally with discharge of tears:—occasionally sharp pains darting to the bottom of the eye, and through the head, with considerable pyrexia (*Ophthalmitis*).

288. CAUSES. Constitutional irritability of the eyes.
 2. —Mechanical violence from blows, &c.—irritation from 1.
 foreign bodies, inverted hairs, (*Trichiasis*) &c.—Cold, especially applied with partial current of air;—Intense Light;—particular state of the atmosphere during certain winds;—Peculiar Contagion (*Egyptian Ophthalmia*);—Suppressed Gonorrhœa?—Remarks on these, and their respective operation explained.

289. CURE OF TONIC OPHTHALMY;—Exclusion of light:—Bloodletting, — various modes of it, with directions for their choice and extent:—Purging,—what cathartics especially useful:—Cold applications;—Digitalis?—Belladonna?—Diet and regimen proper.

290. SYMPTOMS OF THE ATONIC OPHTHALMY;—Turgescence and redness of the vessels, with comparatively little pain in general. (254).—This kind often combined with the second species (2d. 286), or ends in it.—When the inflammation is of the crystalline or Erysipelatous species, the cellular membrane of the eyelids and neighbouring parts, is also affected.

291. Description of the Purulent Eye of Young Children; and inquiry how far caused by, or connected with, Leucorrhœa in the mother.

292. THE PREDISPOSING AND EXCITING CAUSES of the *Atonic Ophthalmia*, besides those mentioned above (290), are—Scrophulous habit,—Small Pox;—Measles;—Dentition;—Exanthematic metastasis;—Tinea capitis;—Mercurial irritability;—Syphilitic taint?—Fatigue of eyes;—Smoke or other acrid vapours;—frequent Intoxication.

293. TREATMENT OF ATONIC OPHTHALMY:—Local bloodletting in different modes;—blisters.—Occasional purging with particular cathartics.—Opium.—Sudorifics—Emetics.—Various astringent and stimulant applications, consisting of preparations of Lead, —Alum,—Zinc,—Copper,—and Mercury;—Vinum Opii;—fomentations?—Ol Terebinthinæ, Riga Balsam;—Electricity;—Cicuta;—Cinchona;—Cold bathing—local and general.—Errhines.—Issues—Setons.—Remarks upon these, and upon some celebrated empirical applications.

The ophthalmia Syphilitica is, in what instances I have seen, chiefly internal - in the Iris; whether in the choroid, and other still deeper coats, I know not. Not that it is unaccompanied by a secondary inflammation, although slight in comparison, of the *Membræ exteriores*. The appearance this specific ophthalmia assumes is very accurately and beautifully delineated by Thompson, in Saunders's posthumous treatise. Saunders, I fancy, first noticed and defined the disease. The aqueous humor approaches to appearance, the color which a drop of milk would occasion, if mixed therewith.

The iris is either slowly moved, or quite fixed - irregular or circular pupil.

There is a buffish appearance on the anterior surface of the Iris.

The pain is not comparable in point of violence with that of simple ophthalmia. Light annoys, but distresses not so much as one would imagine. This illustrates the long known physiological fact, that the sensibility to light displayed by the Iris, is not direct, but sympathetic with the retina. Otherwise, the intolerance during inflammation would be intense.

An elderly married woman at 12 - called on me with Ophthalmia Tridid. I do not know that it was syphilitic. I suspected it. She was of a weak habit of body - M. M. V. S. twice. Her pulse justified this. Leeches to the temple. A grain of Calomel and a half grain of Opium twice a day - In a very short space this affected the salivary glands - for she was lowered by the above evacuations, by purges & low diet, added to her natural habit of body - The subsidence of the Tridid affection kept exact pace with the influence of the Calomel. In a few days she perfectly recovered her vision, w^h was ^{apparently} increased by more pain than usual - her having

endured the complaint many days,
before application for remedies -

and the nearly total inability to
distinguish objects. I believe mercury
to be a specific cure in ophthalmia
Iridis, ^{whichever} ~~not~~ ^{or} ~~syphilitic~~. And I think
this medicine alone w^d have cured
the above detailed complaint.

I remember more cases of (at least
as many) this affection in women
than in men. The above is the
practice recommended by ~~the~~
~~success of the practice~~ at the
"London Eye Infirmary."

οὐ ἀκήκοας τῶν ἀγαθῶν
ἰατρῶν, ἐπελθάν τις αὐτοῖς
προσέλθῃ τοὺς ὀφθαλμοὺς
ἀλγῶν, λέγουσί που, ὅτι οὐχ
οἴοντες αὐτοῖς μόνους ἐπιχειρεῖν
τοὺς ὀφθαλμοὺς ἴασθαι,
ἀλλ' ἀναγκαῖον εἶη ἅμα καὶ
τὴν κεφαλὴν θεραπεύειν, εἰ
μέλλοι καὶ τὰ τῶν ὀφθαλμῶν
εὖ ἔχειν καὶ αὐτὸ τὴν
κεφαλὴν οἴεσθαι ἂν ποτε
θεραπεύσται αὐτὴν ἐφ' ἑαυτῆς
ἄνευ ὅλου τοῦ σώματος,
πολλὴν ἀνομίαν εἶναι. κ.τ.λ.

Platonis Charmides.

[Faint, illegible handwriting, likely bleed-through from the reverse side of the page.]

1 Vid. Baggerley's case in Notebook.
Death from Rheumatic metastasis.

294. Occasional consequences of ophthalmy;—sudden or slow increase of the aqueous humour (*Hydrophthalmitis*; *Hydrophthalmia*;)—thickening of the coats, and turbidity of the humours (*Hypopyon*);—general or partial opacity of the cornea (*Albugo vel Leucoma*).—Nature and treatment of opacity.—Ulceration of the cornea.

295. Ophthalmy, especially of the *atonic* kind, occasionally assumes an intermitting or remitting type;—Management necessary in that case, illustrated by examples.

OF PHRENITIS,

OR INFLAMMATION OF THE BRAIN AND ITS MEMBRANES.

296. Origin of the name.—CHARACTER of the disease,—Intense pain, and sense of fulness or stricture, within the head;—redness and turgescence of the eyes and face,—impatience of light and noise,—continued watchfulness, and fierce delirium, accompanied with violent pyrexia.—Difference of symptoms alledged to mark inflammation of the membranes (*Phrenitis*;—*Meningitis?*), or of the substance of the brain (*Cephalitis*, SAUV. et SAG.—*Sphacelismus*, LIN.)

297. Phrenitis not of frequent occurrence in this country as an Idiopathic disease;—but often *symptomatic* or *secondary*,—arising during the progress of general fever, —or from metastasis of Rheumatitis, Gout, Erysipelas? &c. and then partakes more of the *atonic* form.—Importance of attending to this.

298. PREDISPOSING AND EXCITING CAUSES—Original tendency, often marked by general tension and irritability of fibre, and passionate temper. Violent fits

of anger,—continued irritation of mind occasioning want of sleep:—concussion or other mechanical injury of brain;—intoxication;—phytoseptic miasmata;—exposure to intense atmospheric heat, especially under great exertion;—certain narcotic poisons:—epidemic influence,—contagion?


299. Consequences of the disease,—and an account of the various appearances observed on dissection.

300. Reasons for believing Phrenitis more intimately connected with a certain state of the Hepatic system, than at present supposed; and views of the nature and treatment of the disease founded on this,—illustrated by cases.

301. TREATMENT:—Bloodletting general and topical;—Arteriotomy?—Cold applications to the head;—Blisters *near* the head:—nearly erect sitting posture;—abstraction of light and noise.—Drastic *cholagogue* Cathartics;—Digitalis;—Antimonials:—Sinapisms—Remarks on these several means, and on the extent to which they should respectively be carried, according to the degree of the disease, and its being primary or secondary.

OF QUINSEY IN GENERAL.

302. The Cynanche, Synanche, and Angina of authors:—origin and meaning of these terms;—include several inflammatory affections about the throat, differing considerably both in their *seat* and *nature*, and consequently in their treatment. Division of them according to these circumstances, into 1. *Angina tonsillaris*,—2. *A. pharyngea*,—3. *A. trachealis*,—4. *A. parotidea*,—and 5. *A. maligna*, or *Scarlatina Anginosa*.



THE HISTORY OF THE

... of the ...

... of the ...

... of the ...

... of the ...

... of the ...

... of the ...

... of the ...

... of the ...

OF SILK IN GENERAL

... of the ...

... of the ...

... of the ...

... of the ...

1 Vidi casus duos, e. g. Probyu & Corani,
(hujus navis, Charl.) in quibus
angina tonsillarum supervenit
chancris. Non erant bubones.
Angina quoque citissima decessit.
Hydrargyri non paulu-
lum fuerat consumptum.
In Bengal accidit. Corani
manibus purpureae maculae.
Non alteri. Anne Syphi.
litica angina, an non potius
Mercurialis? Vid. Casus illorum,
in Notebook. H.

OF COMMON INFLAMMATORY QUINSEY.

303. *Cynanche tonsillaris* of Cullen;—*Tonsillitis*.—**DEFINITION.** Inflammation affecting one or both tonsils, often extending to the *velum palati*, *uvula*, and parts adjacent;—marked by redness, swelling, and pain of these parts,—difficulty of swallowing, and occasionally of respiration;—sometimes without, oftener with pyrexia;—and frequently ending in suppuration.

304. **PREDISPOSING CAUSES.**—Original constitutional tendency;—Mercurial irritability.

305. **EXCITING CAUSES.**—Cold applied to the neck and fauces, or to the body in general, especially if with partial current of air, and when the person is overheated:—epidemic influence.

306. Quinsey generally of the *tonic* form at first attack; but often of a mixed character, and in some persons always *atonic*.—Erysipelatous species:—this generally connected with typhoid pyrexia.

307. **TREATMENT** of quinsey different, accordingly as it partakes of the *tonic* or *atonic* form,—as this primary or secondary,—and as it is merely topical, or attended with pyrexia. *Remedies*;—Venesection,—puncturing,—leeches,—blisters,—purgatives:—Emetics,—diaphoretics;—acid gargles;—Nitro:—Astringent and mildly stimulant applications. Remarks upon these, and upon the particular form or circumstances of the disease, to which they are respectively adapted.—Most effectual means of guarding against future returns of the disorder.

308. **ANGINA PHARYNGÆA** or *Œsophagitis*.—This of rare occurrence as a primary disease; being oftener an extension and variety of *A. tonsillaris*, than a

distinct species of quincy.—SYMPTOMS.—Scarcely any redness or swelling apparent on inspecting the fauces;—and little or no difficulty of breathing; whilst that of swallowing is extreme;—The general treatment, therefore, nearly the same as that of *A. tonsillaris*; but the situation of the complaint necessarily precludes some remedies applicable to *A. tonsillaris*, and requires others to be employed to a greater extent.

OF THE CROUP.

309. The *Suffocatio stridula* of Home;—the *Angina polyposa* of Michaelis;—and the *Cynanche trachealis* of Cullen.—Anglice *Croup*.—Origin of these names.


310. DEFINITION. An inflammation of the mucous membrane of the trachea and its ramifications, causing great difficulty of breathing, particularly of inspiration, which is accompanied with a peculiar noise;—frequent dry cough, with harsh sound, as if passing through a brazen tube;—violent fever of the synocha kind (175).

311. The disease chiefly attacks between the period of weaning and of puberty,—usually runs its course in a few days,—and the patient generally dies suddenly as if suffocated.

312. PREDISPOSING CAUSES.—Circumstances of constitution and habit of body marking those most liable to the complaint.

313. EXCITING CAUSES:—these not well ascertained; but the most obvious is—exposure to a cold and damp evening air, especially succeeding a hot day.

314. Appearances on dissection; and an explanation of the peculiar and urgent symptoms, as well as of the sudden and commonly fatal termination, drawn from thence.



the first species of cancer—*HYPERPLASIA*—Scarcely any
inflammation is observed at once, except the lungs;—and
the first difficulty of breathing, which that of swelling
is—The general treatment, therefore, nearly
the same as that of *A. tuberculosa*; but the situation of
the cancerous mass, and the nature of the vessels, require
particular attention, and require others to be ap-
plied in a greater extent.

Of the Cancer

310. The Subject, *Scrophulous Hæmoptoe*;—The
progress of *M. tuberculosa*;—and the *Cancerous* *Tracheitis*
of *Cancer*;—*Anger Corp*;—Origin of these names.

311. *Tracheitis*;—An inflammation of the
membrane of the trachea, and its ramifications, arising
from a difficulty of breathing, particularly of expiration,
which is accompanied with a peculiar noise;—Frequent
dry cough, with hard sputa, as if passing through a
narrow tube;—Slight fever of the evening kind (175).

312. The disease chiefly arises between the period
of recovery and of putrefaction;—and in a few days
the patient generally dies suddenly as
if suffocated.

313. *Pneumonic Cancer*;—Characteristics of
constitution and habit of body marking those most liable
to the complaint.

314. *Emphysematous Cancer*;—This will occur
when the most chronic is exposed to a cold and
damp evening air, especially succeeding a hot day.

315. *Granular Cancer*;—and its symptoms
of the greater and lesser kind, as well as of
the nature and quantity of the sputa, and
the nature of the disease.

312. The symptoms of the foregoing Group have the most intimate connection of Cause and Effect.

313. History of the disease, progress of the disease as collected from authors, — whether acute, remittent, or intermitting, — whether occasionally epidemic, or very contagious. — Whether it is a new disease.

314. Whether contagious, — whether it may have infectiousness, and means of infection, and the degree of contagion, according to the laws which regulate, both of the infectious matter of the disease, and.


315. The nature and peculiar character of the complaint as defined, and a description of the several circumstances which attend it. — History of the disease, founded on facts, and supported by experience. — Remarks on the particular symptoms, Venereal, — leucorrhoea, — the skin, — what others, — Catarrhs, — secondary eruptions, — Angina, — Quinsy, and Ulcers, — Rheumatism, — Ague, &c. — a series of cases of the disease. — Degree, Cause, — Progress of the venereal disease.

316. Venereal disease proper, where the disease remains the venereal form. (317.)

317. Account of a disease known by the Venereal Cause, which bears some resemblance, but which is quite more nearly allied to Colic, or Pains, See Pains.

318. In English called the Rheum, is called the Dropsy, — single or the double, respectively.

319. Cause and cure. — A specific disease, occurring but once during life, — affecting the joints and surrounding parts.



315. **DIAGNOSIS.**—Symptoms distinguishing Croup from the tracheal inflammation of Catarrh and Measles.

316. History of the rise and progress of the disease as collected from authors:—whether more frequent now than formerly;—whether occasionally epidemic, or ever contagious.—Whether it attacks a second time.

317. Whether sometimes *spasmodic* rather than *inflammatory*; and reasons for believing, that the former appearance is owing to the fever which attends, being of the *remitting* instead of the *continued* kind.

318. Essential and peculiar character of the complaint as deduced from a consideration of the several circumstances noticed above:—**MODE OF TREATMENT** founded on this, and supported by experience.—Remarks on the particular remedies; Venesection,—leeches;—Emetics;—blistering;—Cathartics;—nauseating expectorants;—Digitalis?—Calomel and Opium;—diaphoretics;—tepid bath—inspiring the steam of hot water.—Decoct. Senekæ?—Proposal of Bronchotomy considered.

319. Variation of treatment proper where the disease assumes the *remitting* form. (317.)

320. Account of a disease termed by some **CHRONIC CROUP**, which takes place in adults, but which appears more nearly allied to *Catarrhal Phthisis*. See **PHTHISIS**.

OF THE ANGINA PAROTIDÆA.

321. In England called the *Mumps*, in Scotland the *Branks*:—origin of these terms respectively.

322. **CHARACTER**,—A specific disease, occurring but once during life,—affecting the parotid and submaxillary

glands with considerable swelling, accompanied by pyrexia of the synocha kind (175-6), generally slight;—often showing a metastasis to the female mammæ, or male testes, and occasionally to the brain.

323. Though commonly so slight a complaint as to require but little medical attention, is sometimes violent both in its local and general symptoms.—Management of these proper with respect to its specific nature.

324. Distressing consequences occasionally from its metastasis in men, and inquiry whether this admits of prevention.

For *Angina maligna* see *Scarlatina anginosa*.


OF PNEUMONIA,

OR ACUTE INFLAMMATION OF THE LUNGS, AND THEIR INVESTING MEMBRANE.

325. GENERAL CHARACTER; pain rather suddenly attacking some part of the thorax internally, and increasing;—preceded, accompanied, or soon followed, by pyrexia, and attended by painful inspiration,—generally with cough.

326. State of the tongue, urine, &c. commonly present, and serving additionally to mark the disease.

327. Variation of symptoms, accordingly as the inflammation affects more especially—(a) the reflected pleura,—or (b) the substance of the lungs and their proper covering,—shown in—the hardness or softness of the pulse,—the kind of pain,—the state of the respiration,—the patient's aspect,—and the effect of posture;—the cough being dry, or with expectoration;—Names in use designative of this difference of situation—(a) *Pleuritis* and *Pleuro-peripneumonia*,—(b) *Pneumonia* and *Pe-*



1847

The first of the year was a very dry one, and the crops were much injured by the drought. The weather was very hot, and the ground was very hard. The crops were much injured by the drought, and the weather was very hot, and the ground was very hard.

The second of the year was a very wet one, and the crops were much injured by the rain. The weather was very cold, and the ground was very soft. The crops were much injured by the rain, and the weather was very cold, and the ground was very soft.

The third of the year was a very dry one, and the crops were much injured by the drought. The weather was very hot, and the ground was very hard. The crops were much injured by the drought, and the weather was very hot, and the ground was very hard.

The fourth of the year was a very wet one, and the crops were much injured by the rain. The weather was very cold, and the ground was very soft. The crops were much injured by the rain, and the weather was very cold, and the ground was very soft.

The fifth of the year was a very dry one, and the crops were much injured by the drought. The weather was very hot, and the ground was very hard. The crops were much injured by the drought, and the weather was very hot, and the ground was very hard.

The sixth of the year was a very wet one, and the crops were much injured by the rain. The weather was very cold, and the ground was very soft. The crops were much injured by the rain, and the weather was very cold, and the ground was very soft.


riphrenic.—These however, in general combined with each other, in various degrees; and frequently with inflammation of the liver, — which, when taken into account, gives rise not only to considerable embarrassment in the discharges, and indications of cure, — but to imperfect success or complete failure in the result.

328. Curious fact respecting the sympathy of contiguity in pneumonic inflammation; and application of it to explain the utility of certain remedies.

329. Particular symptoms alleged to arise from the inflammation when seated in the mediastinum (*Mediastina*, VOGEL,) — or the diaphragm (*Pneumoniae diaphragmatis*) — Doubts respecting some of them, founded on dissections. — Occasional change in the seat of the pain, and probably also in the inflammation.

330. PREDISPOSING CAUSES, a constitutional tendency to the complaint, especially marked by plethora, with a tense and irritable system of blood vessels, particularly of the lungs. — Certain period of life. — Male sex? — Former attacks of the same disease. — Season of the year.

331. EXCITING CAUSES: sudden or long continued refrigeration, especially if aided by moisture, and operating on the body when overheated or fatigued; — the superabundant use of spirituous liquors immediately after this (*Pleuritis vel Pneumonia vera*); — particular quality of atmosphere, sometimes epidemic; (*Febres pleuriticæ*) — peculiar quality of certain fatal contagions (*Pn. catarrhalis*; — *infectiosa*, — *typhoides*, &c.) — metastasis of acute Rheumatism, — of Gout, — Erysipelas, &c. (*P. rheumatica*, *arthritica*, *erysipelatosa*? &c.) — infectious, sub-inflammatory, or bilious, remitting, and intermitting fevers (*Synocha pleuritica*; — *Pleuritis biliosa*; — *Pn. remittens*); — irritation



ripneumonia.—These however, in general combined with each other, in various degrees; and frequently with inflammation of the liver,—which, unless taken into account, gives rise not only to considerable embarrassment in the diagnosis, and indications of cure,—but to imperfect success or complete failure in the result.

328. Curious fact respecting the sympathy of contiguity in pneumonic inflammation; and application of it to explain the utility of certain remedies.

329. Particular symptoms alledged to arise from the inflammation when seated in the mediastinum (*Mediastina*, VOGEL,)—or the diaphragm (*Paraphrenitis auctorum*.)—Doubts respecting some of these, founded on dissections.—Occasional change in the seat of the pain, and probably also in the inflammation.

330. PREDISPOSING CAUSES; a constitutional tendency to the complaint, especially marked by plethora, with a tense and irritable system of blood vessels, particularly of the lungs.—Certain period of life.—Male sex?—Former attacks of the same disease.—Season of the year.

331. EXCITING CAUSES; sudden or long continued refrigeration, especially if aided by moisture, and operating on the body when overheated or fatigued;—the imprudent use of spirituous liquors immediately after this (*Pleuritis vel Pneumonia vera*);—particular quality of atmosphere sometimes epidemic; (*Febres pleuritica*)—peculiar quality of certain febrile contagions (*Pn. catarrhalis*,—*morbillosa*,—*typhoidea*, &c.)—metastasis of acute Rheumatism, —of Gout, —Erysipelas? &c. (*P. rheumatica*, *arthritica*, *erysipelatos*? &c.)—inflammatory, sub-inflammatory, or bilious, remitting, and intermitting fevers (*Synocha pleuritica*;—*Pleuritis biliosa*,—*Pl. remittens*);—irritation

from worms in the stomach (*Pleuritis vel Pleurodyne verminosa*).


332. DIAGNOSIS.—Marks whereby to distinguish Pneumonia from spasmodic and other painful affections of the chest.—Discrimination of the disease into *simple or complicated*,—and into *idiopathic and primary*, or—*symptomatic and secondary*,—as drawn from the predisposing and exciting causes,—the mode of attack and progress of the disease,—the symptoms present.

333. Importance of determining in what *degree* the disease partakes of the *tonic* or *atonic* form, as greatly influencing the treatment (*Pneumonia vera et notha*):—circumstances necessary to do this, drawn from the patient's age,—sex,—previous health, and habit of body,—strength,—assignable causes, (330-1), &c.

334. Different modes in which pneumonic inflammation terminates in health, death, or another disease:—Resolution,—Expectoration,—Adhesion;—Extravasation of blood into the interstitial substance of the lungs,—or profuse effusion of glairy fluid into the air cells and bronchia;—Vomica;—Empyema;—Tubercles;—thickening and ossification of the inflamed membranes and vessels;—Hydrothorax.—Signs of these respectively, as collected from observation and dissection, and illustrated by morbid preparations.

335. TREATMENT OF PNEUMONIC INFLAMMATION IN GENERAL, admits of considerable variety, according to its being—*simple or complicated*,—*original*, or *secondary*,—to the particular seat of the inflammation,—and, still more, its *degree* and *kind*.—The chief indications are—

1. *In the beginning of the disease*, to check the inflammation in its acute state, and while still ad-



Faint, illegible text, possibly bleed-through from the reverse side of the page. The text is too light to transcribe accurately.

... of the

2.

3. To support the strength under these, to give


4. Hence to give the property and spirit of these

OF GOUT, AND RHEUMATISM.

ON ACUTE INFLAMMATION OF THE HEART AND
 ITS MEMBRANES.

387. GOUTY AFFECTION.—Along with several of the
 symptoms belonging to Pericarditis, there is great tenderness,
 anxiety, and oppressive pain referred to the region
 of the heart, accompanied with extremely frequent,
 small, and often irregular pulse, together with various
 palpitation, and other symptoms, as usual.

388. Acute Carditis is more frequent and dangerous
 than was formerly believed, and presents often a peculiar
 kind of singular form of Rheumatism. Even a primary disease, allied to Pleuritis and Pericarditis, the
 progress of the disease illustrated by preparations.



mitting of a perfect resolution,—By Venesection,—cupping,—leeches,—blisters;—cathartics;—moderately cool air;—Nitro;—Digitalis;—Infus. Rosæ.—

2. *In the more advanced stage*, to favour the expectoration or other evacuation that may take place, and that is found to give relief,—By Mild diaphoretics, tepid diluents;—Opiates alone, or combined with Calomel and Antimonials;—Inhaler;—gentle Emetics, Squills,—Seneka,—Ammoniacum,—Ammonia.—Bitter Tonics, and moderate stimulants:—And

3. To support the strength under these,—to allay urgent symptoms,—and to guard against those bad consequences, to which there appears any evident tendency.—By light nutritive food,—moderate tonics,—diuretics,—seton, &c.

336. Remarks upon the propriety and extent of these remedies individually, as determined by a consideration of the various circumstances already noticed.

OF CARDITIS, AND PERICARDITIS;
OR ACUTE INFLAMMATION OF THE HEART AND
ITS MEMBRANES.

337. CHARACTER:—Along with several of the symptoms belonging to Pneumonia, there is great faintness, anxiety, and oppressive pain referred to the region of the heart, accompanied with extremely frequent, small, and often irregular pulse, together with violent palpitation, and even syncope, on motion.

338. Acute Carditis of more frequent occurrence than was generally believed; but perhaps oftener a metastatic or misplaced form of Rheumatitis, than a primary disease allied to Pleuritis and Pneumonia.—Instances of the disease illustrated by preparations.

339. Consequences of Carditis; — inflammatory exudation, with effusion of serous fluid into the pericardium,—or adhesion of the pericardium to the heart;—ossifications of the heart and its appendages.


340. THE TREATMENT OF CARDITIS should consist of the same means used in the more acute forms of pneu-
monic inflammation; and these employed with a promptitude, and to an extent, proportioned to the more rapid progress and greater danger of this disease.

OF HEPATITIS, OR INFLAMMATION OF THE LIVER.

341. GENERAL CHARACTER.—Violent and tensive, or dull and heavy pain in the right hypochondre, increased on pressure, inspiration, or particular posture; sympathetic pain referred to some remote point of the thorax;—dyspnœa, with sense of stricture or oppression about the præcordia;—sometimes cough, generally dry, and often by paroxysms;—occasionally vomiting, hiccup, and sallow or icteritious countenance:—primary or symptomatic pyrexia.

342. Division into two species—the acute (*H. membranacea*)—and the chronic (*H. parenchymatica, vel Hepatalgia apostematosa*), or into the *tonic* and *atonic* forms;—these widely different in their respective extremes; but, as being variously blended, best treated of under one general head.—Circumstances under which more especially one or other form takes place:—symptoms distinguishing them, and others serving to denote the particular seat of the inflammation.

343. Progress of the disease according to its degree and kind:—Terminations,—in resolution,—in adhesion,—in suppuration, and abscess opening — externally,



289. *Peritonitis of the Pericardium*. — Inflammatory effusion, with effusion of serum into the pericardium, — or effusion of the pericardium to the heart; — extension of the heart and its appendages.

290. The Treatment of Pericarditis should consist of such measures as will remove the cause of the inflammation, and then employed with a protuberant, and to an extent, proportioned to the more rapid progress and greater degree of the disease.

Of Hæmorrhoids, or Inflammation of the Large Intestine.

291. *General Characters*. — Violent and tense, or dull and heavy pain in the right hypochondria, increased on pressure, insidious, or particular posture; constant or intermitting pain referred to some remote point of the thorax; dyspnoea, with sense of stricture or oppression about the præcordia; evacuations scanty, generally dry, and either purgative, — or occasionally vomiting, hæmorrhoids, and ulcers or abscesses consequent; — primary or symptomatic disease.

292. *Species and Varieties*. — *Hæmorrhoids* (H. *venæ hæmorrhoidales*), and *the disease* (H. *peritonæica*, vel *peritonæica hæmorrhoidalis*), or *the acute and chronic*. — These two species differ in their respective duration, the acute being attended by fever, less attended with pain and general heat. — Circumstances, however, which may convert the acute into the chronic, and vice versa, such as the use of opium, and other narcotic medicines, and the application of the cautery, and of the abdominal band.

293. *Progress of the Disease* according to its degree and extent. — *Termination*. — *Spontaneous*. — *Resolution*. — *Suppuration*, and *abscess*. — *Obstruction*. — *Stricture*. — *Ulceration*. — *Perforation*. — *Stenosis*. — *Obstruction*. — *Stricture*. — *Ulceration*. — *Perforation*. — *Stenosis*.


—into the chest—into the lungs—into the abdominal cavity—into the intestines—into the bladder—Sigs of these terminations respectively.—and their most frequent consequences.

344. *Dracunculæ*.—Acute hepatitis often simple, but occasionally joined with pneumonia or gastritis; and sometimes grossly mistaken and unnecessarily treated for these.—Marks whereby they may be generally distinguished.—Frequently accompanies bilious remittents, and sometimes intermitting and contagious fevers in hot climates.—The chronic form often connected with Dysentery.—Importance of attending to these combinations, as considerably influencing the treatment.

345. *Pneumonica Causæ*.—Malacia.—short period, a certain constitutional tendency, arising by excess or irregularity in the hepatic secretion, and often connected with plethoric habit, tense arterial pulse, and passionate temper.—Happens commonly the larger especially the febrile habit.

346. *Excitativa Causæ*.—occasionally all those that induce general inflammatory systems, as—excess of heat of temperance,—cold drink,—violent bodily labour or exercise;—but more especially excess in spirituous liquors, and continued great heat of climate or season.—Mode in which these last operate—and enquiry why Hepatic particular frequent in the German Coast.

347. *Prognosis*.—This generally favourable in the acute form; if not checked by early and properly treated.—But in the chronic form, its progress is disorganizing the Liver, as in jaundice, and so often connected with Scrophula, Cachexia, or habits of intemperance, as to render the Prognosis very fallacious, and often unfavourable.



—into the ducts,—into the lungs,—into the abdominal cavity :—induration or scirrhus.—Gangrene ?—Signs of these terminations respectively,—and their most frequent consequences.

344. **DIAGNOSIS.** Acute hepatitis often simple, but occasionally joined with pneumonia or gastritis ; and sometimes entirely mistaken and unsuccessfully treated for these.—Marks whereby they may be generally distinguished.—Frequently accompanies bilious remittents, and sometimes intermitting and contagious fevers in hot climates.—The chronic form often connected with Dysentery.—Importance of attending to these combinations, as considerably influencing the treatment.


345. **PREDISPOSING CAUSES ;**—Male sex ;—adult period ;—certain constitutional tendency, marked by excess or irregularity in the hepatic secretion, and often connected with plethoric habit, tense irritable fibre, and passionate temper :—stopping customary discharges, especially the hæmorrhoidal.


346. **EXCITING CAUSES ;**—occasionally all those that induce general inflammatory pyrexia, as—sudden vicissitude of temperature,—cold drink,—violent bodily labour or exercise ;—but more especially excess in spirituous liquors, and continued great heat of climate or season.—Mode in which these last operate ;—and enquiry why Hepatitis particularly frequent on the Coromandel Coast.

347. **PROGNOSIS.**—This generally favourable in the *acute* form, if the disease be early seen and properly treated. But in the *chronic* form, its progress in disorganizing the Liver is so insidious, and so often connected with Scrophula, Cachexy, or habits of intemperance, as to render the Prognosis very difficult, and often unfavourable.

348. The TREATMENT OF HEPATITIS necessarily very different, accordingly as the disease is *acute*, or *chronic*,—*simple*, or *complicated*.—In the *acute form*, bloodletting general and topical,—blisters—cathartics,—and other antiphlogistic means—must be had recourse to in proportion to the violence of the inflammatory symptoms, the previous health and vigour of the patient, and the nature of the exciting causes.—Why venesection less, and local bloodletting, with purging, more useful here, than in pneumonic inflammation.—Why Calomel more efficacious than any other cathartic;—with directions for its management.—In the advanced stage of the *acute*, and almost universally in the *chronic* Hepatitis, Mercury carried to gentle ptyalism, the most effectual remedy:—enquiry into its *modus operandi*; and curious observation respecting it in latent hepatic abscess.—Other remedies occasionally useful, especially in the *atonic* form;—mild diaphoretics,—tepid bath,—fomentations,—diuretics,—bitters,—alkalies, —Cicuta:—issues,—setons;—sea voyage:—Nitric Acid?—Extr. Taraxici? &c. Remarks on these.

349. Examination of the opinion—that ACUTE HEPATITIS is a rare disease in Europe; with arguments to shew, that it is often mistaken for, and treated as, Pleuritis and Pneumonitis.—Proofs drawn from the complicated and peculiar structure of the Liver, and illustrated by morbid preparations, demonstrating, that it is subject to a greater variety of diseases than perhaps any other organ of the human body. Enumeration of several of these, with remarks upon their symptoms and treatment:—1st, Inflammation of the investing membrane, followed by adhesion to neighbouring parts.—2d,





Inflammation of the substance of the Liver, often ending in partial obstruction, and occasionally in abscess.—3d, Mucous obstruction of the ducts.—4th, Granulated Liver, soft and hard.—5th, Tuberculated.—6th, Flaccid and macerated.—7th, Ecchymosed.—8th, Aneurismal.—9th, Calculous concretions.—10th, Hydatids.—11th, Hæmatoid Fungus, or Medullary Sarcoma.—12th, Functional disorder independently of diseased structure, e. gr.—(a.) Erethism, and *Polycholia* or redundancy of Bile;—(b.) Torpor, and *Acholia* or deficiency of Bile;—(c.) Secretion of morbid Bile, either from particular disordered *action* of the Liver, or from certain conditions of the blood and general system;—*Cacocholia*.

OF GASTRITIS,

OR INFLAMMATION OF THE STOMACH.

350. CHARACTER;—Acute and continued pain in the region of the stomach, increased by external pressure, or by swallowing any thing that irritates by its bulk, quality, or temperature;—frequent retching, and occasionally hiccup:—pyrexia, with extremely quick small, and hard pulse;—great anxiety and prostration of strength.

351. Idiopathic Gastritis rare; but many of its symptoms occasionally attends inflammation of the liver, intestines, or kidney;—and also various fevers, especially Biliary Remittents, Yellow Fever, &c.—Examples illustrative of this in the case of the Liver, &c.

352. Division of gastritis into two species, viz.—(a) the *phlegmonous*, and—(b) *erythematic*:—foundation of this division, and marks of each species.


353. PREDISPOSING CAUSES not clearly ascertained.

354. EXCITING CAUSES; — drinking very cold liquors when the body is greatly heated; — large doses of Nitre; — overdistension with highly stimulant or indigestible food; — particular determination under general fever: — Metastasis of gouty, rheumatic, erysipelatous, or pemphigose? inflammation; — checking certain chronic eruptions; — swallowing articles which act mechanically, chemically, or specifically, by wounding, corroding, or otherwise inflaming the coats of the stomach. — Remarks on the mode in which these causes respectively operate.

355. Progress, and terminations of the disease; — with the appearances on dissection: consequences which occasionally result from it, when caused by certain poisons.

356. THE TREATMENT of gastritis will necessarily vary according to the exciting cause, and the degree of the disease, and to its being *simple* or *complicated*. — The chief indications are — 1. To lessen the inflammation by — venesection, — cupping, — leeches, — fomentations, and blisters, — opiates by glyster, or externally; — 2. To recal any external inflammation or cutaneous complaint, the disappearance of which had preceded the affection of the stomach. — 3. Where offending matters swallowed are still present, — to evacuate, correct, dilute, or inviscate them; — and afterwards guard against their future consequences.

357. Means directed to fulfil the *second* indication. — Individual remedies especially calculated to answer the *third*, according to the nature of the hurtful cause, e. gr. whether *mechanical*, as powdered glass, &c. — *chemical*, as corrosive Acids or Alkalies, — Arsenic, — Copper, — Oxymurias Hydr. &c. — or *specific*, as certain acrid or narcotic vegetable matters.



212. Purgatives Cathartici non citius acci-
piantur.

213. Vesicatioe Catarrhi: — distincta, non
diffusa, quando corpus est graviter laesum: — large doses of
Nitro-muriaticum with highly stimulant or rubefacient
medicines: — strict diet determination under generalities:
— Medicines of quina, rhubarb, squillitons, or pain-
killers: inflammation: — striking certain chronic eruptive
fevers: — swallowing articles which act mechanically,
chemically, or specifically, by washing, corroding, or
otherwise affecting the state of the stomach: — Remarks
on the mode in which these causes respectively operate.

214. Progress, and termination of the disease: — with
the appearances on dissection: consequences which oc-
casionally result from it, when caused by certain poisons.

215. The Treatment of gastritis will necessarily
vary according to the exciting cause, and the degree of the
disease, and to its being simple or complicated: — The
chief indications are—1. To lessen the inflammation by
— abstraction, — cupping, — leeches, — emetics, and
blistering: — opiate by gargar, or externally: — 2. To relax
the stomach by diet, or cathartics or emetics, the
disposition of which has produced the effects of the
operation: — 3. Where obnoxious matters swallowed are still
present: — to evacuate, dilute, or irritate them:
— and always guard against their future consequences.

216. Means designed to fulfil the second indication: —
Individual remedies especially calculated to lessen the
force of putridity in the nature of the humoral cause, e. g.
whether mechanical as powdered glass, &c. — chemical,
as corrosive Acids or Alkalis: — Arsenic, — Copper, —
Litharge Hydr. &c. — or quina, as certain acids or
specific vegetable matters.

[Faint, illegible handwriting at the top of the page, possibly bleed-through from the reverse side.]

[Faint, illegible handwriting in the middle section of the page.]

[Faint, illegible section header.]

[Faint, illegible text line.]

[Faint, illegible text block.]

[Faint, illegible text block.]

Quasi zonâ, liera cinctus ambulo
Geminus in ventre habere videor filios.
Nec metus, nisi se medius distumpat illic.

Plauti Curculio. Act. 2. S.

Cum collativo ventre, atque oculis serbe
Id.

OF SPLENITIS.

358. Idiopathic acute inflammation of the Spleen an extremely rare complaint:—probable cause of this.—Symptoms characterizing it where it does take place;—Pyrexia; pain in the seat of the spleen, increased by pressure, and accompanied with tension, and heat of the part; without any signs of Nephritis.

359. Simple Congestion,—or Chronic inflammation and enlargement of the spleen, occasionally with abscess, a common attendant upon, or consequence of, Intermitting and Remitting Fevers in certain countries.

360. The treatment of Splenitis, whether acute or chronic, nearly that directed in the corresponding states of hepatic inflammation.—Curious operation said to be practised by the native physicians of India in cases of enlarged Spleen.

OF NEPHRITIS, AND CYSTITIS,
OR INFLAMMATION OF THE KIDNEYS, AND OF
THE BLADDER.

361. Acute Nephritis and Cystitis of rare occurrence as spontaneous diseases; being usually the consequence either of irritation from certain foreign matters passing through the kidneys and bladder, or of calculous matter formed in them.—Chronic inflammation and ulceration, however, or thickening and mucous or puriform discharge of these organs, occasionally idiopathic; but still oftener symptomatic of gout, gravel, or stone.

362. SYMPTOMS OF NEPHRITIS;—Pain in the region of the kidney, often extending along the Ureter, and causing numbness of the thigh, with retraction and pain of the testicle on the same side:—frequent calls to pass off urine, which is sometimes rather pale at first,

but oftener very red and scanty; and occasionally altogether suppressed (*Ischuria renalis.*);—retching;—preceding or accompanying pyrexia.

363. PREDISPOSING CAUSE,—Constitutional irritability of the kidneys, generally connected with gouty or calculous habit.

364. EXCITING CAUSES;—Mechanical injury from blows,—falls,—strains,—long continued and violent exercise in travelling;—cold, especially with moisture, applied to the loins and belly;—certain stimulating matters swallowed, and acting specifically upon the urinary passages, as Cantharides, Turpentine, &c.—metastasis of gouty inflammation;—the lithopoietic process,—or the calculous matter when formed, acting by its bulk or figure.


365. DIAGNOSIS;—Symptoms distinguishing Nephritis from rheumatism,—from colic,—from enteritis,—and hepatitis.

366. TREATMENT;—Venesection,—cupping;—leeches;—mild cathartics;—glysters;—warm bath,—fomentations;—antimonial diaphoretics;—Opiates;—mucilaginous diluents;—super carbonated Soda Water? —If from Gouty metastasis, then means directed to re-excite the original inflammation. SEE GOUT.—If from Calculus, the means specified under that head.

367. SYMPTOMS OF CYSTITIS.—Pyrexia followed or accompanied by pain and tension in the region of the bladder, increased by external pressure;—frequent and painful discharge of urine, or suppression of it;—tenesmus.

368. Predisposing and Exciting Causes,—in general those enumerated (363-4);—likewise injury during labour;—extension of gonorrhœal inflammation.

369. Irritation and gleeing of bladder (*Cystirrhœa mucosa, vel Catarrhus Vesicæ*), sometimes occurs in delicate women, especially after lying in;—and chronic



The first part of the book is devoted to a general history of the United States from its discovery to the present time. It is written in a simple and plain style, and is intended for the use of schools and families.

The second part of the book is devoted to a detailed history of the United States from the discovery to the present time. It is written in a simple and plain style, and is intended for the use of schools and families.

The third part of the book is devoted to a detailed history of the United States from the discovery to the present time. It is written in a simple and plain style, and is intended for the use of schools and families.

The fourth part of the book is devoted to a detailed history of the United States from the discovery to the present time. It is written in a simple and plain style, and is intended for the use of schools and families.

The fifth part of the book is devoted to a detailed history of the United States from the discovery to the present time. It is written in a simple and plain style, and is intended for the use of schools and families.

The sixth part of the book is devoted to a detailed history of the United States from the discovery to the present time. It is written in a simple and plain style, and is intended for the use of schools and families.

inflammation, with thickening of the coats, and pusiform or purulent discharge by urine (*Cystitis purulenta*), not uncommon in elderly persons, especially men.—Symptoms distinguishing *acute* Cystitis from the symptomatic affection attending enlarged prostate,—dilatation of the uterus or rectum,—or stone in the bladder.

370. TREATMENT OF CYSTITIS bears the same as directed in Nephritis.—Some remarks on Cystitis,—thickening and ulceration of the bladder; and other complaints mentioned in par. 369.

371. Acute Inflammation of the Uterus (*Uteritis*, *vel Myritis*);—of the Mesentery (*Mesenteritis*);—and of the Peritonæum (*Peritonitis*),—almost peculiar to young women,—as constituting a part of Puerperal Fever, therefore, not being usually connected with the circumstances of pregnancy and parturition,—is referred to the course of leucorrhœa expressly upon that subject.


OF ENTERITIS.

OR ACUTE INFLAMMATION OF THE INTESTINES.

372. CHARACTER.—Severe, fixed, and deep-seated pain, with sense of heat, in the abdomen, more especially round the umbilicus,—increased on pressure,—preceded or accompanied by pyrexia, and generally by obstinate constipation,—and followed by vomiting, and tympanic distension.

373. Division of enteritis as it affects the substance of the intestines (*Enteritis phlogogenæ*), or their internal villous coat (*E. erythematosa*);—symptoms distinguishing these.

374. State of pulse.—Heat,—tongue,—urine, &c. in the progressive stages of the disease, according to its particular species (375).



inflammation, with thickening of the coats, and puriform or purulent discharge by urine (*Cystalgia purulenta*) not uncommon in elderly persons, especially men.—Symptoms distinguishing *idiopathic* Cystitis from the symptomatic affection attending enlarged prostate,—scirrhus of the uterus or rectum,—or stone in the bladder.

370. TREATMENT OF CYSTITIS nearly the same as directed in Nephritis.—Some remarks on Cystirrhœa, —thickening and ulceration of the bladder, and other complaints mentioned in par. 369.

371. Acute Inflammation of the Uterus (*Hysteritis, vel Metritis*),—of the Mesentery (*Mesenteritis*)—and of the Peritonæum (*Peritonitis*), — almost peculiar to lying-in women:—as constituting a part of Puerperal Fever, therefore, and being intimately connected with the circumstances of pregnancy and parturition,—referred to the course of lectures expressly upon that subject.

OF ENTERITIS,

OR ACUTE INFLAMMATION OF THE INTESTINES.

372. CHARACTER,—Severe, fixed, and depressing pain, with sense of heat, in the abdomen, more especially round the umbilicus,—increased on pressure,—preceded or accompanied by pyrexia, and generally by obstinate costiveness,—and followed by vomiting, and tympanitic distension.

373. Division of enteritis as it affects the substance of the intestines (*Enteritis phlegmonodea*), or their internal villous coat (*E. erythematica*):—symptoms distinguishing these.

374. State of pulse,—heat,—tongue,—urine, &c. in the progressive stages of the disease, according to its particular species (373).


375. **DIAGNOSIS.**—How to be distinguished from Colic,—and from inflammation of the other abdominal viscera.

376. Modes in which it terminates—resolution,—puriform effusion,—gangrene :—proportional frequency of these terminations according to the nature and degree of the exciting cause, and the form the disease assumes (373) :—Symptoms accompanying those terminations respectively.

377. **PREDISPOSING CAUSES ;**—Certain period of life ;—full living ;—plethora ;—habits of indolence ;—inactive state of liver ;—constitutional irritability of the intestines.

378. **EXCITING CAUSES ;**—A. Cold suddenly or long applied :—B. Substances irritating the intestines—(a.) by their bulk, shape, or indigestibility, e. gr. hard kernels, seeds, or stones of fruit,—pieces of metal,—calculous concretions,—scybala ;—or—(b.) by their chemical or specific acrimony, as concentrated acids or alkalies,—various metallic preparations,—drastic purgatives,—high seasoned food in large quantity :—C. Worms :—D. Spasm producing stricture or intro-susception :—E. strangulation of the intestine from hernia :—F. retrocession of gout, rheumatism, erysipelas, or chronic eruptions :—G. suppression of customary evacuations, as from piles, old ulcers, issues, &c.—Remarks on these several causes, and on the form of intestinal inflammation to which more especially each gives rise.

379. **TREATMENT.**—The indications are—1st, To lessen or check the inflammatory state by Venesection—by Leeches and Blisters to the abdomen,—by Digitalis?—2dly, to allay pain, vomiting and spasm, and to produce a determination to the surface of the body, as well as



It the former will not reject
 Thus returns by means of
 It is not least that it is of great
 consequence to collect these
 soon as felt, since the effects can
 not diminish the system in
 action - and since the effort of
 nature is to cure - and it is
 to a fatal issue.

It is to be noted that the
 are respectively to be employed, according to the
 or less degree of acute inflammation which the
 leads to the particular circumstances of the case, the
 causes inducing it, &c.

381. Remains on certain remedies proposed in
 this: - Tobacco; - Opium; - Mechanical
 distensions of the stomach by injections, &c.

382. Management necessary during the
 state, to secure a perfect recovery, - and
 guard against a future recurrence of the disease.

OF RHEUMATISM.

383. A denomination of disease is hereby
 which, though connected with, and often
 each other, yet differ considerably in their
 nature and symptoms, and method of cure.

384. Imperfectly described by Hippocrates, &c.
 the ambiguous term of *Rheumatismus* is
 distinguished by Haller, and by him called *Rheumatismus*
 - and the genuine *Rheumatismus*.

385. This is the *Rheumatismus* commonly
 called *Rheumatismus*.

1. If the Stomach will not reject purga.
tives retained by means of an
effervescent draught, it is of great
consequence to commence them as
soon as poss., since the opiates can
not diminish the inflammatory
action - and since the agony of the
disease is intense - and its progress
to a fatal issue rapid. H

eventually to reverse any hurtful metastasis that had taken place—(F. 378)—by the warm bath and fomentations,—by rubefacients,—by Opium, either alone, or joined with Calomel, or certain other forms of Mercury, and occasionally with mild diaphoretics;—thereby preparing for—3dly, Rendering the intestinal canal capable of being safely and effectually cleared by suitable cathartics.—4th, Where the exciting cause consisted of hurtful ingesta, or other matters lodged in the intestines, and still continue to act,—to remove or abate their irritation,—by expelling, correcting, diluting, or inviscating them.

380. Observations on the individual means best adapted to fulfil these indications; and the extent in which they are respectively to be employed, according to the greater or less degree of *atonic* character which the disease bears,—to the particular circumstances of the case,—the causes inducing it, &c.

381. Remarks on certain remedies proposed in Enteritis;—Tobacco glyster;—Quicksilver;—Mechanical distension of the intestines by injections, &c.

382. Management necessary during the convalescent state, to secure a perfect recovery;—and afterwards, to guard against a future recurrence of the disorder.

OF RHEUMATISM.

383. A denomination of disease including affections which, though connected with, and often changing into each other, yet differ considerably both in their respective assemblage of symptoms, and method of cure.

384. Imperfectly described by Hippocrates, &c. under the ambiguous term of $\alpha\rho\rho\rho\rho\rho$:—first accurately discriminated by Ballonius, and by him called *Rheumatismus*;—original meaning of the name.

385. Most commonly distinguished into *acute*—and


chronic :—often denominated also from the part affected, as *Odontalgia*,—*Pleurodyne*,—*Lumbago*,—*Ischias*,—Insufficiency of these distinctions shewn.—Another proposed, accordingly as the inflammation is—(a) *tonic*,—(b) *atonic*, or—(c) altogether absent ;—(a) RHEUMATITIS (acute rheumatism of authors)—(b.) RHEUMATAGRA (acuto-chronic rheumatism,—Scorbutic rheumatism of Sydenham?—Rheumatic Gout)—(c.) RHEUMATALGIA (chronic rheumatism of authors,—*Arthrodynia*. Cull.)

386. CHARACTER OF RHEUMATITIS—Obtuse tensile pain, swelling, and redness,—attacking the larger joints more especially,—immediately preceded or speedily followed by Synocha fever (176),—generally accompanied by profuse partial sweats,—and often shifting its situation, with fresh exacerbations of fever :—lasting from two to several weeks, and then either going off entirely without desquamation, or changing to

387. RHEUMATAGRA ; in which the joints last occupied by Rheumatitis, especially the ancles, knees, wrists, and elbows, remain swelled, stiff, and painful, sometimes with Œdema, for many weeks, or even months ;—the pain generally aggravated at night, or by external heat,—but attended with little or no pyrexia,—and not followed by any chalky concretions.

388. RHEUMATALGIA. Often after rheumatitis or rheumatagra, but frequently also without any previous inflammation or swelling, certain joints or muscles become affected with pain and stiffness, felt especially on motion,—often accompanied by spontaneous coldness and even paralytic torpor,—relieved by external warmth,—and much influenced by atmospheric changes.

389. PREDISPOSING CAUSES OF RHEUMATITIS AND RHEUMATAGRA, (386-7)—Irritable and plethoric, or sanguineous habit ;—vigorous period of life ;—sex ?—



Faint, illegible text, likely bleed-through from the reverse side of the page.

indolence;—characteristic dreams and sensations;—(b.) preceding attacks;—morbid habits;—accidental irritability.


390. **Exciting Causes;**—Cold suddenly applied, especially when the body is overheated or fatigued;—certain unusual changes of atmosphere;—general fetid excretion, however partial;—Syphilitic taint.

391. **Differential diagnosis** difficult between Rheumatism and Gout, not only from their general resemblance, but from their being frequently combined;—circumstances commonly distinguishing them;—as the patient's age, sex, constitution and mode of life;—hereditary tendency;—causing cause;—mode of attack;—symptoms during the progress;—and termination of the complaint.—Rheumatic pain, less distinguished from syphilitic ones.—General character of rheumatic inflammation; and an enumeration of the principal diseases respecting it.

392. **Prognosis in Rheumatism;**—in general favourable to life; but sometimes metastasis readily takes place to the brain, lungs, or bowels, and, in some equally fatal instances of each of these.—Furunculæ, abscesses, &c. supervening & forming complications.—Rheumatism at least generally tedious and difficult of cure; as in the atrophied or cachectic habit, sometimes even in a state of the joints very advanced in their swelling.

393. **Treatment of Rheumatism;**—Vaccination;—controversy against the Practice of blood-letting;—Juleps;—Gums;—Purgings;—difficult necessity of proper selection of the period of the complaint;—Diets;—Sedatives;—and for some circumstances—Narcotics;—Digitalis.

394. **Prevention of Rheumatism;**—This may not immediately depend, but generally depends



indolence,—changeable climate and season;—(b.) preceding attacks;—scorbutic (?) habit;—mercurial irritability.

—390. **EXCITING CAUSES**;—Cold suddenly applied, especially when the body is overheated or fatigued;—certain unknown changes of atmosphere;—general febrile commotion however produced.—Syphilitic taint?

—391. **DIAGNOSIS**, sometimes difficult between Rheumatism and Gout, not only from their general resemblance, but from their being frequently combined:—circumstances commonly distinguishing them, — in the patient's age, —sex, —condition and mode of life, —hereditary tendency, —exciting cause, —mode of attack, —symptoms during the progress—and, termination of the complaint—Rheumatic pains, how distinguished from syphilitic ones.—General character of rheumatic inflammation; and an examination of the humoral doctrine respecting it.

—392. **PROGNOSIS IN RHEUMATITIS**—in general favourable as to life; but sometimes metastasis suddenly takes place to the brain, chest, or stomach, and proves quickly fatal:—instances of each of these.—Tendency to relapse.—Symptoms denoting a favourable termination.—**RHEUMATAGRA** generally tedious and difficult of cure; and in scrophulous or cachectic habits, sometimes ends in a state of the joints very analogous to white swelling.

393. **TREATMENT OF RHEUMATITIS**;—Venesection; caution against the Boerhaavian notion respecting it.—Leeches.—Blisters?—Purgings,—different modes of proper, according to the period of the complaint, &c. Diluents—Sudorifics?—rules for their management.—Nitre?—Digitalis.

394. **PROGNOSIS IN RHEUMATAGRA**.—This disease not immediately dangerous; but generally obstinate

as well as painful, especially in scrophulous and phthisical habits, and when combined with syphilitic taint.

395. TREATMENT OF RHEUMATAGRA;—Mild diaphoretics;—tepid bath;—local bleeding;—blisters;—tonic bitters, as Cinchona,—Mist. Myrrhæ cum Ferro, &c.;—diffusive stimulants,—*Dec. Dulcamaræ?*—*Mercury*,—*Pil. Calomelanos cum Antimonio*.—Sudatorium;—Douche;—Electricity? or Galvanic aura.—Salt brine.—Vegetable, and Milk or Whey diet.—Sarsaparilla.

396. PROGNOSIS IN RHEUMATALGIA. In general more easy of cure than Rheumatagra, except in elderly persons, and when it takes the form of Ischias.

397. TREATMENT OF RHEUMATALGIA;—Diffusively Stimulant diaphoretics, e. gr. Guaiacum,—Ammonia;—Sem. Sinapeos,—Infus. Raph. rust.—*Dec. Mezerei*;—*Rhododendron Chrysanthemum*;—Slow Mercurial process.—Sulphur;—Ol. Terebinth and—Ol. Jecoris Asellii, &c.—*External remedies*:—Tepid and vapour bath;—various epispastic, rubefacient,—and stimulant plasters, liniments, and embrocations; Cabbage leaves.—Friction, Champooing;—Electricity,—Galvanic aura:—actual cautery,—Moxa.

398. Of the choice and management of individual remedies, according to the circumstances of the case;—and account of the composition of some boasted empirical articles, e. gr. Essence of Mustard,—Mustard Pills, ²
—Guest's embrocation, &c.

399. Observations on the most effectual means of guarding against rheumatic affections, by proper clothing,—exercise,—friction,—cold bath, &c.

OF THE GOUT.

400. GOUT a general term, including, like Rheumatism, a number of morbid affections differing greatly

Exercise, if possible - Electric shocks should
be weak, or they endanger a rupture of ves-
sels -

Infusio Sinapum & oleum Turbinth. (The oil? ex-
pressed & Pilula Guaiaci & a little mustard -
Sulfuric Acid and Castor oil -

99. Flannel next the skin - triple clothing &
exercise taken which has benefited - a famous
old horse was cured in that manner -
The bath from 80.° down to the freezing
point according to circumstances -

101. The effect of light when rays are
reflected from a surface is such that
the angle of reflection is equal to the
angle of incidence. This is the law of
reflection. It is the same for all
kinds of waves. The only difference
is that the speed of light is much
greater than that of sound or water
waves.

102. The effect of light when rays are
reflected from a surface is such that
the angle of reflection is equal to the
angle of incidence. This is the law of
reflection. It is the same for all
kinds of waves. The only difference
is that the speed of light is much
greater than that of sound or water
waves.

103. The effect of light when rays are
reflected from a surface is such that
the angle of reflection is equal to the
angle of incidence. This is the law of
reflection. It is the same for all
kinds of waves. The only difference
is that the speed of light is much
greater than that of sound or water
waves.

104. The effect of light when rays are
reflected from a surface is such that
the angle of reflection is equal to the
angle of incidence. This is the law of
reflection. It is the same for all
kinds of waves. The only difference
is that the speed of light is much
greater than that of sound or water
waves.

105. The effect of light when rays are
reflected from a surface is such that
the angle of reflection is equal to the
angle of incidence. This is the law of
reflection. It is the same for all
kinds of waves. The only difference
is that the speed of light is much
greater than that of sound or water
waves.

106. The effect of light when rays are
reflected from a surface is such that
the angle of reflection is equal to the
angle of incidence. This is the law of
reflection. It is the same for all
kinds of waves. The only difference
is that the speed of light is much
greater than that of sound or water
waves.

402. The effect of tight shoes may render the disease doubtful - Gouty pain comes on in medio nocte - between 5 & 8 in the morning there is remission - exacerbation again at night -

In some cases of previous atonic gout the state of stomach is mended before the attack -

The urine is branny or lateritious at the crisis - the two last symptoms (402) alone decisive of the departure of the disease -

It sometimes remains two or 3 months -

403 - Sometimes fatal in a few hours -

asthmatic symptoms supervening ^{in a few hours} - as in a strong man from the application of cold -

405. Age 16 to forty five - Virility; eunuchs have seldom been found gouty -

both in their symptoms and seat, but all arising from the same primary cause.—The *αρθριτις* of the ancients;—the *Podagra* of Boerhaave and Cullen:—*Fr. La Goutte*—origin and meaning of these names.

401. Sometimes denominated from the part it affects, as *podagra*,—*gonagra*,—*chiragra*,—&c.;—but the division into *regular* and *irregular*, or rather into *tonic* and *atonic*, the only one practically useful.

402. CHARACTER OF TONIC OR REGULAR GOUT;—Pain, swelling, and bright redness, suddenly affecting the joints of the feet or hands, and especially the ball of the great toe,—generally preceded by some unusual affection of the stomach;—followed by symptomatic synocha,—and going off by gentle universal perspiration, with sediment in the urine, and itching and desquamation of the part.

403. RETROCEDENT GOUT.—Sometimes the pain, swelling, and redness which had begun in the extremities, suddenly go off, and colic, delirium, &c. take place.—This more especially the case, where the regular course of the paroxysm is improperly checked, or where slight and fugitive pain, &c. with dyspepsia, and various anomalous symptoms, mark the *atonic* form of the disease.

404. MISPLACED GOUT.—At other times, instead of the extremities, the stomach, brain, lungs, intestines, kidneys, or bladder, become affected with disturbance of function, which immediatly gives way upon the inflammation appearing in the extremities.

405. PREDISPOSING CAUSES;—Original constitution, often hereditary;—middle and advanced age?—virility;—full living,—neglect of exercise;—weakness of stomach;—fermented liquors of the acescent kind;—the application of lead.

406. EXCITING CAUSES:—Occasional excess in

wine or spirits ;—sudden vicissitude of temperature, from variable climate, season, or exposure ;—sprains or other injuries ;—Passions of the mind,—anxiety,—intense application to study or business ;—excess in venery, &c.—

407. DIAGNOSIS.—Marks generally distinguishing Gout from Rheumatism (391) ;—the two sometimes combined. The symptoms of *atonic* gout extremely numerous and proteiform,—often appearing as dyspepsia, hysteria, hypochondriasis, asthma, palpitation, syncope, vertigo, apoplexy, paralysis, &c. &c. according to the original or acquired tendency to those diseases ;—and thereby making the discrimination between it and several other disorders, occasionally very difficult.

408. Consideration of the question whether Gout primarily a disease of the *solids* or of the *fluids*,—with an account of the subordinate theories.—Arguments for a *morbific matter*,—others for the nervous pathology ;—difficulties attending them singly,—and conclusion that Gout is a compound disease.—Conjectures respecting the nature of gouty inflammation ;—its analogy to phosphoric combustion shown ;—and application of this to explain many difficulties with respect to the causes, symptoms, and cure of the complaint in different cases.

409. Discussion, whether regular fits of Gout remove or prevent *other complaints*, or rather, *other and anomalous forms of the same disease* :—arguments in the affirmative, illustrated by striking cases ;—with strictures on the opinion of Dr. Heberden.

410. PROGNOSIS, twofold, viz. 1st, as respects hazard to life ; 2dly, as regards permanent cure ;—To be drawn from the circumstances of constitution,—habit of body,—age,—condition and mode of life,—particular form of the disease,—its duration and effects,—its metastatic tendency, &c.

Causes of diminished circulation produce
atonic gout -

Spirits are less hurtfull than wine or malt liq.

Gout is seldom met with in S. of France,
in Italy, or the West Indies -

Sprains - their first effect is a phlegmo-
nous inflammation, succeeded by a gouty
swelling in about two days -

Hypochondriacs with dark hair and eyes are
often relieved by a fit of gout -

According to Berthollet, Phosphoric or uric
acid is found in the perspiration & urine of gou-
-ty patients, which disappears during the fit -

Chalk stones consist of Soda, Phosphoric Acid
and Animal Mucus -

[The page contains several paragraphs of handwritten text in cursive script, which is extremely faint and difficult to decipher. The text appears to be a letter or a document, possibly related to a business or legal matter. The handwriting is consistent throughout, and the ink is light, making it challenging to read. The paper shows signs of age, including some staining and discoloration.]

[The text on this page is extremely faint and illegible, appearing to be a handwritten document or letter.]

The disease is virtually atonic -

V. S. in young & plethoric persons -

Emetics White Vitriol or Ipecacuanha -

G. L. Decoct. Aloes. C. C. C. C. C.

Leg. amm. acet. cu Ammonia -

Temperature easy to the patient -

Kinglake's practice of cold applications is very
dangerous - Baker, Surgeon, of Uxbridge
died in 3 days after the trial -

It has caused insanity - delirium -

trismus - syncope - death - Gastro-

-dynia -

Piled silk renders the joint weaker subseq.

Soaps may increase pain -

Camphor has caused retrocession -

Opiates are not very usefull -

Cinch. ʒj infused in a bottle of Madeira;

of this half a glass full has proved use-

-full in spasm of the ankle -

Saline purges - in elderly people Senna

or Vin. Aloes cu Piperitis -

— 411. THE TREATMENT of Gout necessarily various, accordingly as the disease is—*tonic* or *atonic*,—retrocedent,—misplaced,—hereditary or acquired;—but chiefly resolved into that required *during the fit*,—and that proper *during the interval*.—The principal indications are, 1st—

412. IN THE PAROXYSM,—to moderate the violence of the inflammatory symptoms,—and conduct the disease with safety to its natural termination;—By Venesection?—Emetics?—brisk cathartics?—gentle laxatives, diluents, and mild diaphoretics:—regulation of temperature;—application of cold water,—the circumstances and management necessary to render it safe; and various cases of its fatal effects related.—Remarks on the opposite plan of—vapour bath,—oiled silk,—fleecy hosiery, &c.—External applications,—Soap plaster or Cerate,—Native Oil of Camphor, &c.—Opiates;—tonics.

413. 2dly, WHEN RETROCEDENT OR MISPLACED, to recal it to its proper seat in the extremities;—By local evacuations from the affected parts;—blisters, and rubefacients to the extremities;—Opiates, and diffusive stimulants, as Vol. alkali—Camphor,—Musk,—Wine,—Spirits, &c. very hot Pediluvium alone, or with oxygenated Muriatic Acid.—Liniment with Phosphorus?—Doubts respecting the propriety of some of these in certain cases of retrocedent gout, and success of an opposite plan illustrated by cases.

414. 3dly, IN THE INTERVAL, to remove the effects it has produced, and obviate its recurrence,—by diet and regimen adapted to the form of the complaint and circumstances of the person.—By very moderate use of, or entire abstinence from—fermented and spiritous liquors,—animal food,—excessive study,—and

sexual pleasures :—Regularity in exercise and sleep ;—friction ;—Cold bath ;—employment of bitters, and other tonic medicines ;—antacids—warm laxatives.

415. Account of the chemical composition of chalk-stones, and the methods that have been proposed for their removal.

416. Remarks on particular remedies, and modes of treatment :—Guaiaicum ;—Semen Sinapeos ;—Ginger ;—Cajeput Oil ;—Sulphur ;—Bath and Buxton water ;—Cicuta ;—Dulcamara ;—Le Fevre's specific ;—the Portland Powder ;—the bad consequences observed to follow this powder, accounted for.—Buzaglio's method ;—Mr. Welles's remedy.—Eau Medicinale de Husson.

CATARRH.

417. Derivation, and meaning of the term.—SYN. *Destillatio* of Celsus—*Anglicè*.—A Defluxion,—A Cold.

418. DEFINITION ; Inflammatory state of the mucous membrane lining the nose, fauces, trachea, and bronchia, with pyrexia ; often epidemic, and sometimes contagious.

419. SYMPTOMS ;—Fulness of the Schniederian membrane, with subsequent increase of secretion,—progressively extending to the fauces, trachea, and lungs, and causing a sense of rawness and soreness of these parts, accompanied with more or less cough and expectoration :—Stiffness, and often great tenderness of the skin round the nose and eyes ;—gravedo ;—dulness and confusion of thought ;—stiffness and soreness of the cervical muscles ;—general lassitude and aching of the limbs ;—occasional chills, particularly along the spine ;—quickened pulse ;—increased heat ;—dryness of skin ;—whiteness of

413 - Opium & Vol. Alk. &c remove pain and
spasm of stomach - an emetic has been
serviceable in overdistention & stimulus of
stomach in hellebore -

414 - Vegetable food is most likely to cause
atonic gout -

Bitters injure the tone of the stomach -

Apoplexy & Palsy or some chronic disease are
effects of the use of Portland powder.

Buzagli's plan was violent exercise -

Wells' remedy was an infusion of the berries
of the *Phytolacca Americana* in brandy -

Is the *Cava medicinale* an infusion of Musk-
rooms in wine? It palliates the pain -

purges, or vomits, or causes diaphoresis
or anuresis - it ultimately weakens
the tone of the stomach -

... of the ...
... of the ...
... of the ...

... of the ...
... of the ...
... of the ...

... of the ...
... of the ...
... of the ...

... of the ...
... of the ...
... of the ...

... of the ...
... of the ...
... of the ...

... of the ...
... of the ...
... of the ...

... of the ...
... of the ...
... of the ...

... of the ...
... of the ...
... of the ...

... of the ...
... of the ...
... of the ...

The text on this page is extremely faint and illegible. It appears to be a list or a series of entries, possibly numbered, but the specific content cannot be discerned. The handwriting is cursive and typical of the 18th or 19th century.

The cuticular transpiration is unequal
on the surface - the eruptions resemble
those of Variola - the pus seems contained
in cells. They are always favorable in
fevers, indicating atmospheric influ-
-ence, not contagion -

420. Cold united with moisture,
which last seems very prejudicial -

7 A linctus of Conservel of Hips & Syrup
of Poppies - An emetic sh. be given but
once - The saline nature & viscosity of the
mucus are destroyed by the inhaler, which
should be used at night under the bed
clothes so as to cause Diaphoresis -

423. The danger arises from Pneumonia -

The cold will take its course - The
La Grippe of the Continent was attended by
great vascular action & needed the lancet.

Mucus was poured into the pulmonary cells
& destroyed in a few hours - here emetics
would have been useful -

The disease (424) may terminate in thick-
-ened or cartilaginous or ossaceous state
of the membrane of the lungs -

426. The cough is at first dry - The pus
is yellow, greenish, or dirty grey -

tongue;—evening exacerbation and morning remission of fever.—Eruptions about the nose and mouth.

420. PREDISPOSING and EXCITING CAUSES;—individual disposition:—sudden change of temperature, and especially cold applied to the head, neck, and chest;—certain states of the atmosphere operating extensively, and giving rise to an *Epidemic Cold*, or *Influenza*;—Contagion.

421. Account of some of these Epidemics, particularly that of 1782, and of 1802-3;—their general and peculiar symptoms; and their respective results.

422. TREATMENT OF SIMPLE CATARRH, or that arising from ordinary causes;—laxatives,—diaphoretics,—pediluvia,—blisters,—bloodletting,—Opiates;—demulcents,—expectorants;—emetics:—Inhaler;—remarks on these.

423. TREATMENT OF EPIDEMIC CATARRH, or *Influenza*, to be regulated not only by the constitution and habit of the patient, but—by the general character,—and peculiar or urgent symptoms of the disease;—and especially, by the sudden change which often takes place, from an apparently active inflammatory state, to one of great prostration.—Illustration of this, drawn from the history of such epidemics, particularly that of 1802-3.

424. For the treatment of chronic Catarrh, see Phthisis.

OF PHTHISIS PULMONALIS,

OR CONSUMPTION OF THE LUNGS.

425. Derivation and meaning of the name.

426. CHARACTER;—Cough, hectic fever,—and puriform (266) expectoration,—accompanied with ge-

neral emaciation and debility,—and succeeded by colliquative sweats, often alternating with diarrhoea.

427. Symptoms very various both in number and degree, in different cases—sometimes from obvious causes, often from unassignable ones;—and hence dispute whether the pulmonary affection be the primary and essential cause,—or whether merely an accompaniment of the general disease. Consideration of this point.

428. The symptoms that more commonly occur, are—Cough, either frequent, and teasing, or occasional and severe;—sometimes dry at first, oftener with expectoration of tough phlegm, blackish mucus, or of puriform matter, sometimes streaked with blood:—Dyspnœa;—*d* dull and oppressive, or sharp and shooting pain in the chest,—but sometimes neither:—Tongue generally foul,—often morbidly clean and red,—occasionally quite natural.—Skin in general dry and hot, but especially the palms of the hands, and soles of the feet,—with circumscribed flush on the cheeks;—often, transient chills,—more commonly, a regular febrile paroxysm morning and evening, with nocturnal sweats. (*Hectic Fever*).—Mind little impaired; sometimes more acute—and generally confident of recovery;—but decay of the bodily functions shewn by,—gradual loss of flesh and strength, pearly whiteness of eye,—incurvation of the nails, and sometimes loss of the hair.—Appetite variable,—generally impaired, but occasionally craving, and sometimes good to the last.—Vomiting after eating.—Colliquative diarrhoea, alternating with the night sweats.—Œdema of the feet and legs, with apthæ of the fauces, and occasional delirium, often precede death.

429. PREDISPOSING CAUSES;—Original, and often hereditary tendency;—marked by irritability and weak-

The sweats are nocturnal - the exacerba-
-tion at noon.

Fever or inflammation will produce the
latent disposition -

There is sometimes an increased discharge
from the lungs, resembling starch;
this is not the discharge of Phthisis -

The seat of this pain is said to be that of a tubercle -
the tongue is whitish - or with a brown central
streak - the morbidly red tongue has been
noticed in hepatic affection -

429. Deformity &c of chest may not
be so productive of Phthisis as supposed -
the external bony case of the cranium
& chest is conformed to the shape of
the brain ~~and~~ & lung &c, not the
reverse - it is the stumorous habits of
which this deformity is a symptom,
that proves perhaps to be the cause -
besides such patients mostly enjoy good
health, if we except dyspnoea, & arrive
at old age - ^{except dyspnoea}

It seems a disease of temperate climates
Inflamm^s of lungs are frequent in the
North, but they do not end in Phthisis -

Three fourths of the diseases at St. Peter's
-burgh are of this description, and they
end in empyema, or fatally -

The low parts of Lincolnshire are particularly
free from Phthisis, & patients sent down
from hilly parts are relieved -

Catgut makers & Butchers are very free
from this disease. Curry supposed these last
benefited by the grease they handle being
diffused over their bodies & equalising the spi-
-ration - ^{25 or 30 ad 40 or}

430. Particularly clear whites of the eyes -
2. These, as found by dissection, have
mostly the empyematous species of Phth -
& are attacked about the age of 25 or
30 to 40 or beyond -

431. 12 Cotton Singers - Peatler & flax-
-dressers -

18. In this case bile is expectorated -

ness of the vascular system, especially of the lungs,—and by frequent catarrh or hæmoptoe.—Scrophulous habit, laying the foundation of tubercles.—Narrow or deformed chest.—Earlier period of adult age.—Variable climate;—local quality of the air.—Inquiry why so frequent in England;—and why certain trades particularly free from phthisis.

430. Observations on certain marks considered as denoting the phthisical tendency;—Sanguineous temperament,—fair soft skin and hair,—light eyes;—tall and thin person,—long slender neck,—projecting shoulders;—long fingers, with very convex nails;—unusually white, and sound teeth.—Opposite description of persons in whom also the disease occurs;—middle or low stature—opaque skin,—dark hair and eyes,—dilated pupils,—tumid upper lip;—short fingers, with truncated nails;—Forms which it respectively assumes in each of these.

431. EXCITING CAUSES;—Pneumonia,—Catarrh,—Measles,—Small Pox,—Whooping Cough,—Various Fevers.—Spontaneous Metastasis, or repressing of certain eruptions;—Sudden variation of temperature; neglect of covering the breast and neck;—certain unknown condition of atmosphere.—Frequent over-exertion in speaking, singing, or blowing musical instruments.—Compressing the chest by tight bands, stooping posture, &c.

12. Inspiring certain kinds of dust or vapour.—Substances accidentally lodged in the trachea.—Inhaling the breath of persons in the advanced stage of phthisis?—Hæmoptoe:—mechanical injury of the lungs, from blows, &c.—Formation of calculous matter in the lungs.—Communication of hepatic abscess (343).—Syphilitic taint?—Mercurial irritation.—Febrile irritation from Worms.

432. Appearances on dissection, illustrated by pre-

parations, and connected with the previous symptoms,—dividing phthisis into *three* principal species, viz.—A. the *vomical*.—B. the *catarrhal*.—C. the *tubercular*;—and explaining many particulars observed in the rise and progress of the disease,—the effect of remedies,—and the final result.

433. Account of the different opinions entertained respecting tubercles. Their true nature, and their variety, illustrated by preparations; and the different appearance of the *sputum* explained from thence.

434. Description of hectic fever, and discussion of the several theories offered to explain it;—general debility,—defective assimilation of chyle;—suppurative /
2 inflammation;—absorption of pus;—abstraction of /
4 nourishment;—hyper-oxygenation of blood;—general /
5 state of the system.

435. Tests proposed to determine the purulent nature of the expectoration:—inutility of them shown, and obvious characteristic marks pointed out.

436. DIAGNOSIS.—Symptoms distinguishing idiopathic Phthisis from Catarrh,—Vomica,—Empyema,— /
Chronic Hepatitis, &c.:—these, however, often fallacious, and why.

437. PROGNOSIS;—to be drawn from—the mode in which the disease arose,—its duration,—and its slow or rapid, its interrupted or uniform progress,—the number and degree of the symptoms present,—and the effects already produced. But slightest symptoms alarming, where hereditary tendency traceable.—Has been sometimes removed by supervening insanity, or typhus fever; and is *often suspended* by pregnancy:—instances of these.

438. THE TREATMENT OF PHTHISIS will depend

132. A. Acute symptoms & frequent slight shiverings - large expectorations, with long intervals, the pus gradually accumulated - eating & filling the Vomica -

B. Tugging cough; this is a tracheal disease, that in its progress the membrane being thickened & is slow in its progress -

C. Destructive not by ulceration, but functional structure, as the last process of sanguification is perhaps performed by the lungs - is common in tall persons, in whom loss of flesh & strength precede phthisical symptoms - this wasting is progressive not fibrous -

Diffuse - nodulated

133. Caseous pus fetid - The Catarrhal sputum is creamy - The tubercular, thick, viscid, grey, or olive green matter -

434. An attack at noon - another at eve with profuse sweats - 1. This exists often in the body without hectic - Hectic is most violent when the pus becomes exposed to the air.

Shivering frequently occurs with the form of miliary pus - Curry differs from Hunter, who says absorbed pus does not irritate at all.

4. Beddoe's theory, founded on velocity of pulse. It is probable however that Oxygen is not absorbed. Besides the fibres are much destroyed & the Oxygenation not less - Lastly phthisis is suspended during pregnancy?

435. Cases of purulent expect. are less fatal - The pus of gamboids is tasteless - of tonsils fetid - The pus is not so dense or opaque as that from an external ulcer.

36. Here the cough is unattended by wasting - Empyema is on the anterior part of the chest - even bulges out the ribs & is mostly on the right side -

436. As to its diagnosis from Chronic
Hepatitis, it may be determined
by the precedence for some time
of hepatic symptoms to the others.

437. The prognosis is worst, if the
disease commenced with languor
and hectic symptoms & emaciation.

The disease having been superseded
by mania is a proof that the
symptoms do not always imply
destruction of structure - probably
in such cases, they originate
in hepatic affections -

438. A. Copious bloodletting must be
hurtful, since we find such phthisi-
cal persons as have considerable
haemorrhages, sink more rapidly -
Leeches should not be preferred to cup-
ping, provided this be tolerable by
the patient. Blesters produce great
exhaustion - is this the effect of idio-
-synchrony? Issues &c are serviceable
in case of local permanent pain,
as here pleuritic adhesion may be
suspected - Nitre should be dissolved,
& given in small doses, or it will cause
cough - Much of this or Tartar Crystals
creates Diarrhoea - The Sulphuric acid
is particularly serviceable in the
sweating states of consumptives -

B. Digitalis is useless in the tubercu-
-lar state of the disease - and when
given, unless it relieves other symptoms
than the quickened pulse, should
directly be discontinued -

"Tinctura Antiphthivica" is formed
by Sul. Ferri & Acetas Plumbi - This
last & operates particularly useful
in pulmonary haemorrhages - As to opiates,
their best form is that of Extract or
Vinum - The Crude & the Tincture are
offensive and useless - The Black Opop
is excellent - For local irritation of
the glottis the Symplex Papaveris -

The effect of Cicuta can be judged
only by its action on the head, producing
vertigo; if, with this, the appetite be
not impaired, continue its use -
Curry has found Hyoscyamus useless

in 12 cases, where it has benefited in one.
The sarva probably is inert - it
should perhaps be given in milk -

7. Palliates does not cure -

C. Bark is prejudicial - where there
is pallor, Griffith's Mixture, with,
or without steel, should be given -
Chalybeates should not be given,
where the hectic flush exists -

Stimulants in this disease, if given
proper in hot climates, are not likely
to be so in hills - in the east there is
a laxity which is relieved by
them; sores require basilicon &c

The Lichen Islandicus is inert.

A mixture of one part Ag. Calcis &
two milk is good for the Diarrhoea
& as nutriment. Koumiss is mare's
milk heated by the fire & repeatedly
shaken in a skin &c until it coagulates -

Antimony relieved - Sweet Antimony. Sul ferri +

Acet. Plumbeum for hmg this
& operates - Extract of the best
or Vin. opii - Crocus + Turbith
offers no use - Black

Propolis - Local for Glottis as Sy-
mpus Papaveris -

Cicuta on the head - Heroscy -
is useless for one otherwise -

Sarva probably vain; in lacte?
+ palliates not cures -

C. Bark prejudicial - Griffith with a

much upon the nature of the predisposing and exciting causes, and the particular form which the disease puts on (432);—but especially upon its being—(a.) accompanied with considerable inflammatory irritation,—or—(b.) marked by great general loss of *power* (117, 137, 252-4).—The chief indications, therefore, are—

A. To diminish inflammatory action,—By Occasional small bleedings?—cupping,—leeches;—dry cupping;—Blisters;—issues;—setons. —Refrigerents—Nitre?—Crystals of Tartar;—Acids;—Infus. Rosæ cum Sulphate Sodæ vel Magnesiæ.

B. To lessen irritability both local and general;—by Digitalis:—Acetas Plumbi?—Opiates;—what kinds best, — most effectual modes of administering them.—Cicuta.—Hyoscyamus:—Sarsaparilla.—Breathing different kinds of factitious or modified air.—Inhaling vapour of warm water,—Æther, &c.

C. At the same time, to support or increase *power*, as far as is consistent with the two preceding indications:—by Mild tonic bitters;—Myrrh;—Lichen Islandicus;—Lime Water and Milk, &c.—Light and nourishing diet, adapted to the patient's digestive powers; but, in general, consisting chiefly of ripe saccharine or subacid fruits, and other vegetable matters, joined with Milk:—Varieties of Milk, and its preparations:—Ass's milk—Cow's milk—butter-milk;—Goat's-milk whey;—*Koumiss*.—Bristol Water?

D. Throughout the progress of the treatment,—to check all urgent symptoms,—and to obviate as far as practicable, such of the exciting causes as may still continue to act.

439. Modifications of treatment especially necessary under particular forms of the disease.—Remarks on certain remedies occasionally employed; and inquiry into

the nature of the case, and their probable *modus operandi*, when beneficial ;—Mercury ;—Petroleum and its Oil ;—Bals. Copaibæ, — Mecca Balsam ;—Tar Water ;—inhaling resinous fumes ;—Cinchona ;—Emetics ;—Sulphur, —Sulphuretum Potassæ, &c.

440. Means proper for checking colliquative sweats and diarrhœa ;—for correcting the fœtor of the expectoration, &c.

441. Remarks—On the choice of climate and situation ;—On various modes of exercise ;—riding on horseback ?—easy carriage ;—sailing ;—swinging ;—rotatory machine ;—On the most proper cloathing ;—regulation of sleep ;—amusements, &c.

OF THE EXANTHEMATA,

OR FEVERS WITH CHARACTERISTIC ERUPTION.

General observations on eruptive Febrile Diseases.

OF MEASLES.

442. SYNONYMA,—*Morbilli*; *Rubeola*.

443. CHARACTER ;—A contagious disease, occurring but once during life,—ushered in by sneezing,—swelling, redness, and watering of the eyes,—flushed and turgid countenance,—drowsiness,—and frequent hoarse dry cough,—accompanied with fever, that is, throughout, of the synocha kind (175-6) :—on the fourth or fifth day, the skin—more especially of the face, neck, breast, and trunk, appears thickly beset with small red spots, scarcely elevated, running into clusters, and at the end of three days, going off in small branny scales,—often leaving behind a troublesome diarrhœa,—or considerable pneu-
monic affection, cough, and symptomatic fever.

444. PREDISPOSING CAUSES,—a susceptibility to

Eastern laxity by Stimulants -

as Rasidion for sores -

decub. & strang. & piles -

440. Infus. Rosa and opium -

For the Diarrhoea a decoction in
milk of the Pomegranate Rind -

Cool fluids only sh^d be given -

441. Infus. Rosa & opium -

for Cr. Pongant & the Eleuther
milk - cool fluids -

1852. Dec 14. a week since

I saw wth Mr Spencer Mrs
Smith, a Bkr's wife - 45

circiter; aduncosis nails;
piles 120; mucous rates;
some expectoth. To abolish
Squills, laudanum &c.

To drink oil Morrhuo, wth
she cld not. Porter, animal
did. Ilikine, since oil
rejected. Today, cough,
spontaneous, piles 78. Vires.
Spec. "Vale!"

169 439 & 440

[The text on this page is extremely faint and illegible, appearing to be a handwritten manuscript.]

449 - A. The air should not be so cool as that used in Variola & Scarlatina - The disease having considerable metastatic tendency - Nitre in small doses dissolved in lac Amygdala - This, if long continued is apt to debilitate the stomach -

B. Should there occur delirium, let the head be shaved & a mixture of Vinegar & Ether be applied as a lotion -

Should blood be determined to the chest & V. S. be employed, it must be only at the onset - Leeches along the edge of the Diaphragm - These will even benefit the diarrhoea produced by abdominal determination - Antimon. cu opio - Should the patient be too weak for Antimonials, Crocus of Speacaulia Vinum may be substituted -

are not so cold as Pox & Scarl - metastatic - Nitre & (lac amygd.) in small doses - Debilitates the stomach - Brain seldom thro' vomit & ether - Chest Distended & V. S. at first only - Leeches along C. form - Guts inflamed by leeches also - Ant. cu opio - wk patient Crocus of Speacaulia Vinum -

the specific contagion, almost universal under puberty, but gradually diminishing afterwards; and perhaps always greatest in sanguineous, irritable, and plethoric habits.—Spring and Summer season.

445. **ESSENTIAL EXCITING CAUSE**;—the application of the specific Contagion, most probably in the state of vapour.

446. **DIAGNOSIS**.—Distinguished from Catarrh by the eruption;—from Scarlatina by the character of the efflorescence,—the state of the fauces,—the prevailing epidemic,—or tracing the contagion,—the form of the fever, &c.

447. **PROGNOSIS**,—To be drawn from—the general event of the disease;—the violence of the febrile state;—but, especially, from the degree of the pneumonic symptoms,—with the previous delicacy of the patient, and tendency to pulmonary complaints.

448. Account of the attempts to produce a milder disease by inoculation.

449. **THE TREATMENT** of Measles must be regulated by—the inflammatory form of the disease,—its specific nature as to duration,—and the particular urgent symptoms which arise in certain stages of it.—The chief indications are—A. To moderate the violence of the general febrile state;—by Venesection?—gentle laxatives;—moderately cool air;—vegetable diet;—cooling sub-acid diluents:—B. To prevent or check any unusual determination to the lungs, intestines, or brain, in the progress of the disease,—by general blood-letting;—leeches to the chest, abdomen, or head;—blisters to the same parts;—mild antimonial diaphoretics:—C. To guard against the bad consequences which often result from Measles,—By Opiates;—Digitalis;—

Perpetual blisters, issues, or setons;—mild atmosphere,
—Ass's milk, &c.

450. Question concerning the propriety of *early general* bloodletting,—Remarks on the hazard of treating the diarrhoea by astringents and opiates;—and a different mode, founded on the nature of the disease, pointed out. Bad consequences resulting from the sudden or long continued application of cold;—and means of removing them.

451. Account of the typhoid or putrid type which Measles have been sometimes observed to assume;—and the treatment proper under such circumstances.

OF SMALL POX.

452. SYN. *Variola* of authors.—*Fr. La petite Verole.*

453. CHARACTER. A highly contagious eruptive fever,—occurring but once during life;—commencing with languor,—drowsiness,—pyrexia,—pain of the head and loins;—vomiting,—and soreness of the stomach on pressure:—on the *third* day generally, there appear, first on the face, and successively on the inferior parts until the *fifth*—small red spots, gradually rising into pimples, which fill with *puriform* matter, afterwards dry into hard scabs, and, on falling off, frequently leave pits or marks in the skin.

454. Division of Small Pox into the *tonic* and *atonic* forms, or into—A. the *Distinct*—having few, detached, circular, and turgid pustules, with rose-coloured bases, accompanied by fever of the synocha type, abating considerably on the eruption taking place, and going off almost entirely on its completion:——And into—B. the *Confluent*—shewn by—more violent and typhoid py-

De 457. ^{Seneca} Decoctum Senecae —

Faint, illegible text at the top of the page, possibly a header or title.

Second block of faint, illegible text, appearing as several lines of a letter or document.

Third block of faint, illegible text, including a signature or name that is difficult to decipher.

Fourth block of faint, illegible text, continuing the document's content.

Fifth block of faint, illegible text, showing more lines of the document.

Sixth block of faint, illegible text, possibly a closing or a separate section.

Seventh block of faint, illegible text, continuing the document's content.

Eighth block of faint, illegible text at the bottom of the page.

456. A single epileptic fit is stated to prognosticate a mild disease -

7. The swollen tonsils sometimes close the fauces - the viscid saliva in infants ~~requires vomits~~ ^{requires vomits} for its evacuation. -
~~need full~~ ^{need full} for infants -

This swelling is (11) subinflammatory - it is the *oedema calidum* of Boerhaave -

rexia,—generally with coma and delirium ;—followed by an earlier eruption (often with erysipelatose appearance) of numerous, small, flaccid pustules,—running together, and containing a thin serous fluid, or brownish ichor ;—the fever abating but little on the commencement, and often increasing considerably on the termination of the eruption ;—and attended with more severe ptyalism and affection of the fauces,—or instead of them, in infants, with diarrhœa.

455. Other denominations of—*mild and benign*,—or *putrid and malignant*,—accordingly as the symptoms are moderate,—or as they are attended with hæmorrhage, —petechiæ,—bloody urine,—and other marks of a highly *atonic* and *septic* state. — Occasional varieties—e. gr. crystalline pock. (*Variola crystallina*, Mead and Sauvages.)—warty (*V. verrucosa*, M. and S.)—bloody (*V. sanguinea*, Mead.), &c.

456. Circumstances occurring at certain stages or periods of the disease, e. g. — in adults, tendency to sweating during the primary fever, especially at the time of eruption ;—in infants, epileptic fits about the same period ;—*Fifth day*, pustules begin to vesicate.—On the *eighth*, if eruption numerous,—swelling of the face, closing of the eyes, inflammation of the fauces, and discharge of viscid saliva.—*Eleventh day*—pustules at their height ;—swelling of the face, affection of the fauces, and ptyalism subside,—and are followed by tumefaction of the hands and feet, which goes off as the pustules mature.—Secondary fever—coming on when suppurative process completed.

457. PREDISPOSING CAUSES ;—A *seminium*, or susceptibility of being affected by the specific Exciting Cause, (458) which very few are entirely without,—and

though varying greatly in individuals, yet most considerable in early life, and probably increased by whatever excites inflammatory diathesis, as—full living,—particular epidemic constitution of the air,—certain seasons, &c.

458. **EXCITING CAUSE,**—The peculiar and specific virus multiplied during the disease, and applied to a susceptible person, either in a palpable form, or in a state of vapour :—proofs of this.

2 459. Advantages of *inoculated* over *casual* Small Pox.—Causes assigned for this,—choice of patient's age, and state of health ;—season of the year ;—preparation ;—early management of the disease ;—quality of the matter used ?—quantity introduced ?—Remarks on each of these heads ;—with precautions necessary to the success of the operation, and security of the patient.

460. Phenomena of the disease explained on the commonly received humoral pathology.—Objections to this pointed out ;—and a different explanation offered.

461. **DIAGNOSIS.**—Difficulty sometimes of distinguishing Small Pox from other febrile diseases, in the early stage of the disease ;—circumstances requiring attention for this purpose, e. gr. prevailing epidemic,—ascertained exposure,—probable communication, &c.—Occasional concurrence of Small Pox and Measles : consequences of this.—Marks whereby to distinguish Small Pox from Chicken Pox (467-8).

462. **PROGNOSIS.**—The disease generally most severe in adults,—in plethoric, irritable persons,—and in scrophulous habits :—probable causes of this.—The danger usually in proportion to—the quantity of eruption,—its confluence,—and, to the degree and kind of pyrexia which attends (B. 454).—Symptoms that forebode

459 - Stelloric patients should be
previously reduced by bleeding & purges
to a more healthy standard -

Cachectic should be raised to it by
full diet & tonics -

~~plaster previously required -~~
The Winter & spring are the most
convenient seasons -

~~Cachectic can be fully cured & tonics.~~
The quantity of matter introduced by
2 winter & spring does not produce any
increase of symptoms, but of local.

462. An idiosyncrasy sometimes betrays
itself by most violent symptoms -

Scrofulous patients, especially such as
have cutaneous affections, never es-
scape the pitting after the pustules.

Of the confluent cases about two-
thirds are fatal - of the distinct
one in a hundred -

[Faint, illegible handwriting, likely bleed-through from the reverse side of the page.]

[The page contains several paragraphs of extremely faint, illegible handwriting, likely bleed-through from the reverse side of the paper. The text is mirrored and difficult to decipher.]

Confluent 2 or 3 or 4 total -

If the epistaxes be still ^{one or two} ~~total~~, it is a very unfavorable symptom - sometimes there is hemorrhage from the bladder.

Mesenteric diseases, & tubercles in the lungs are among the consequences of SmallPox. So are scars of the Cornea -

Stercorium sanguineum very unfavourable - blood from guts & bladder - mesenteria & tubercles & corneal scars -

The Antimonials sh^d be given so as to produce neither nausea nor purging. Sydenham's drinks of beer & acid is too strong - Sutton's "lemonade" containing Sp. Aeth. Nitrosi is a valuable medicine -

Cold affusion in close sultry weather.

Pulmonary affections of an inflammatory nature forbid the Cinchona - The Vomiting sh^d be excited by Speca-

-cuanha in large doses -
{ Specauanha in large
doses

a confluent eruption.—General bad signs;—fever continuing high after eruption complete, especially with delirium, coma, &c.—pustules ceasing to fill, or flattening;—their having a pale or livid disc;—intermediate erysipelas, or petechiæ:—sudden subsiding of the ptyalism and swelling of the face, without consequent tumefaction of the hands and feet;—hæmorrhage from the nose, intestines, &c.—Danger from subsequent complaints.

463. THE TREATMENT OF SMALL POX necessarily very different, not only from the general *tonic* or *atonic* form it assumes,—but from the changes that take place in the successive stages of—primary fever, × eruption,—maturation,—and secondary fever;—and the urgency of particular symptoms in individual cases.—The general indications, however, are—A. In the *tonic* form, to moderate the violence of inflammatory state by—Venesection;—purging;—vomiting:—antimonials;—application of cold air,—cold affusion;—vegetable diet;—cooling subacid drink;—Nitre? &c.—B. In the *atonic* form, to remove irritation from the primæ viæ by gently emptying the stomach and intestines;—and afterwards to support the *power* of the system, and prevent or correct the septic tendency,—by the use of Cinchona, Angustura, &c.—vegetable and mineral acids;—Wine;—Camphor;—Opiates;—warm diaphoretics;—fomentations;—blisters;—brisk fermenting liquors;—Carbonic Acid gylsters; &c. &c. *Infusum Serpentaria*.

*for strong
constipation.*

464. Management necessary under urgent symptoms—e. gr. when convulsions occur;—when the eruption does not appear;—when the pustules flatten;—when the affection of the throat, and the difficulty of swallowing and breathing are very great;—when the patient is sleep-

less, or troubled with cough;—when the secondary fever takes place.

465. Of the means recommended for preserving the eyes from injury, and lessening or preventing the deformity of pits, seams, &c.

466. Diet and regimen proper after violent Small Pox, to guard against the consequences that often follow.

OF THE CHICKEN POX.

467. SYNONYMA.—*Varicella*, Cull.—*Variola Pusilla*, Heberden:—bastard, Chicken, or Swine Pox.

468. CHARACTER;—A specifically contagious eruptive disease, occurring but once during life, and communicable by inoculation:—febricula of the synocha kind, followed by few and scattered pustules like Small Pox, which vesicate at top, then dry into crusts without suppurating, and rarely leave any marks behind.

469. This disease so slight in general, as not to require medical treatment; and only demanding particular attention from its resemblance to Small Pox, whereby it has often misled into a false security, from the belief of a person having had that disorder in a mild form, either casually, or by inoculation.

OF THE VACCIOLA, OR COW-POCK.

470. SYN. *Cow-pock*, Gloucestershire;—*Pap-pock*, Norfolk;—*Shinagh*, Ireland:—*Kine-pock*, America;—Vaccine disease:—*Vacciola*.

471. CHARACTER;—A specific, febrile (?) disease, —occurring but once during life,—communicable with

465. ^{Keep down fever & support} Keep down fever & support
strength. Aq. Rosa locally; then
Olive oil - moistened linen applied
to the swollen eyes - ^{even for}
swollen eyes -

Mr. J. P. ...
...
...

...
...
...

... ..

... ..
... ..
... ..
... ..
... ..

... ..
... ..
... ..
... ..
... ..

... ..

... ..
... ..
... ..
... ..
... ..

473. Variolous is less rapid than
Vaccinious Action -
Vaccinious runs faster

The "proposed test" is by a second
puncture in the opposite arm
made before the inflammation
of the first - if this second inflames,
the constitution is supposed
unaffected =

certainly only by inoculation with the peculiar *lymph*, which produces a single, flattish, circular, spongy pustule, of a pale bluish-white colour,—gradually spreading for some days, and becoming surrounded with a red areola;—the centre first, and progressively the whole pustule, changing to a dark coloured hard eschar; that dries into a *concave* shining scab, and on falling off leaves a slight mark upon the skin.

472. Historical account of the disease;—and Dr. Jenner's claim to the invaluable discovery of its being *A certain, easy, and universally practicable preventative of Small Pox*, vindicated.—Question respecting the original source of Vacciola, being *equine* or *vaccine*, discussed;—and the improbability of the former opinion shewn, both from analogy, and the result of numerous experiments.

473. Comparison of Small Pox with Vacciola, in the severity of the two diseases,—and the consequences resulting from them, as introducing new or bringing forth latent disorders.—Comparative rapidity of progress in the action of variolous and vacciolous virus; and practical deduction from thence.—Possibility of accidental commixture in the infection, or casual concurrence of the two diseases, illustrated by cases; and explaining the discordant opinions at first entertained respecting the phenomena proper to Vacciola.—Remarks on the *Spurious Pustule*,—its character,—the mode in which it is produced,—and the mischief which may eventually ensue from it.—Source of the doubts as to the future security against Small Pox by vaccination; and circumstances which, if duly adverted to, will tend to resolve this difficulty.—Proposed test of constitutional affection.

474. Cautions necessary to ensure the success of ino-

cultation, with respect to—the date and condition of the pustule from which the matter is taken,—the mode of preserving the infection,—the state of the patient's health,—the method of inserting the matter, &c.

475. Account of the appearances which the inoculated part occasionally assumes,—the alarm which these at first created, and the active steps taken in consequence;—together with the simple treatment alone required for their removal.

OF ERYSIPELAS.

476. SYN. *Ερυσθημα*, Hipp.—*Ignis sacer*;—*St. Anthony's Fire*;—*the Rose*;—*Shingles*.

477. CHARACTER:—A shining redness of the skin,
 2. of a florid, yellowish, or crimson hue,—becoming white
 3. on pressure, but returning immediately after;—attended
 4. with burning pain;—extending or changing place irregularly, and often occupying a large surface;—commonly going into numerous watery pimples or vesicles, which oftenest terminate in resolution and meally desquamation, occasionally in suppuration, and not unfrequently in gangrene. The attack is usually preceded, accompanied, or followed, by Synochus pyrexia, and this commonly attended with drowsiness, and frequently with stupor, and low delirium. (*Typhomania*.)

478. Erysipelas differently denominated by authors, as affecting particular parts, e. gr. the face and head, *Sideratio*,—the trunk of the body, *Ζώνη*, *Zona*, *Shingles*;—the extremities, *Rosa*, (SENNERT).—It occasionally extends to, or attacks, the brain, fauces, oesophagus, or intestines,—producing symptoms of phrenitis, coma, &c.—or of angina (*A. erysipelacea*),—of gas-

Inflammation before the 3rd day is suspicious - if it supervenes on the 5th day, or at an much later period, it is proportionally more suspicious.

Dimdale knew the Small Pox remain latent for 16 or 18 or 19 days.

The patient's health should be good. The matter transparent not purulent: taken before the red disk appears.

It should be kept from the air & from heat: between two glasses, one a little hollowed.

475. A Dark colored scab requires only a poultice or rosewater, or moistened linen.

Erysipelas in some cases has been induced, succeeded by gangrene & death.

But this can not be attributed to the peculiar vaccine Inflammⁿ.

The small Pox inoculated a second time produces a local affection, but true variolous matter.

477. The brighter the hue, the more favorable.

It is a proof of the superficial nature of the action -

3. Generally much tumor & typhomania.

4. This is mostly pustular.

478. Loma is usually pustular.

The fauces seem charged with Venous blood?

Is the brain primarily or secondarily affected?

It is probable primarily, as rigor precedes the disease -

Shingles are the least formidable
shape of the disease -

Anthrax is the most fatal -

Distinguished by tumor, deep
redness, ulceration & frequently
death.

Is any species of the disease
entirely local; even that produ-
ced by wounds?

Faint, illegible text at the top of the page, possibly bleed-through from the reverse side.

111. Cyphellus is the best
Phlegmaria rubra
Cyphellus is the best

Below the handwritten notes, there is a large area of extremely faint, illegible text, likely bleed-through from the reverse side of the page.

Zona less forme -
anthrax most - tumor or deep
ulcer - ulcer frequently fatal -
is any species entirely
local? even vulneraria?

481. C. Parker. P. seldom
on head - here E. puffy -

481. Crysipelas is darker.
Plegmon seldom on the head -
Crysipelas on this part is puffy.

tritis (*G. erythematica*—) or of Enteritis (*E. erythematica*—).

479. Distinguished also as being—A. acute, or—B. chronic;—C. superficial and spreading (*Erys. phlyctenodes*, Cul.), or—D. more deep seated and fixed (*E. phlegmonodes*, Cul.—*Anthrax?*);—as—E. primary, or—F. symptomatic;—as G. merely topical, or—H. attended with its peculiar fever, (*Febris erysipelatos*,—Sydenh.) or—L. supervening upon fever of any other kind.

480. Account of an Epidemic Erysipelas attacking the abdomen of new-born children.

481. ESSENTIAL CHARACTER OF ERYSIPELATOUS INFLAMMATION, contrasted with that of the simply Phlegmonous, in—its appearance,—the parts it attacks,—its migratory progress,—metastatic tendency,—and most frequent terminations.—Occasional mixture of the two (C.—D. 479);—and important distinction of Erysipelas, as partaking *more or less* of the *atonic* form, and as being attended by, or free from, a corresponding pyrexia.

482. Humoral pathology of the disease discussed; and inquiry how far the inflammation may arise from a combination of certain principles, analagous to the process of combustion.

483. PREDISPOSING CAUSES; — Peculiarity of constitution or habit,—depending chiefly, perhaps, on certain original structure or acquired condition of skin;—but often evidently associated with irritability both of body and mind,—with gross habit,—indolence,—and full living,—advanced age,—and habitual excess in spiritous liquors; with particular state of the hepatic function:—

Autumnal and Summer season.—Hydropic diathesis.—
Preceding attacks of the same disease.


484. EXCITING CAUSES.—Insolation, or exposure to the scorching rays of the sun, especially under violent exercise;—occasional excess in spiritous or acescent fermented liquors;—certain articles of food and drink particularly affecting individuals:—Mercurial irritation;—various acrid applications, e. gr. Cantharides, Mustard, Ammonia, Euphorbium, &c.—stings or bites of venomous insects;—puncture of leech in some persons;—burns, and scalds;—contused or lacerated wounds, especially in tendinous, ligamentous, and membranous parts;—fits of anger?—sudden refrigeration when overheated;—stopping customary discharges from issues, &c. or repressing chronic eruptions:—Epidemic influence of atmosphere:—peculiar contagion?—Remarks on these.

485. DIAGNOSIS.—Circumstances distinguishing Erysipelas from other cutaneous inflammations.

486. PROGNOSIS.—To be drawn from a collective view of the patient's age, previous health, and mode of living, &c.—the nature and degree of the exciting cause;—the part affected;—the disease being merely topical, or—accompanied with inflammatory or typhoid fever, delirium, coma, &c.—its tendency to metastasis,—and its common disposition to gangrene.

487. TREATMENT necessarily varies in several respects according to the circumstances of the case; but chiefly turns upon the *more* or *less* atonic type of the disease, both locally and generally. The principal indications then are

A. *To lessen Inflammatory Action*, whether local or universal, by the antiphlogistic plan, carried as far as the



... of the

... ..

... ..

... ..

... ..

... ..

... ..

... ..

... ..

... ..

... ..

... ..

... ..

... of the ...
... of the ...
... of the ...

... of the ...
... of the ...
... of the ...

... of the ...
... of the ...
... of the ...

... of the ...
... of the ...
... of the ...

... of the ...
... of the ...
... of the ...

... of the ...
... of the ...
... of the ...

... of the ...
... of the ...
... of the ...

... of the ...
... of the ...
... of the ...

... of the ...
... of the ...
... of the ...

... of the ...
... of the ...
... of the ...

... of the ...
... of the ...
... of the ...

... of the ...
... of the ...
... of the ...

... of the ...
... of the ...
... of the ...

... of the ...
... of the ...
... of the ...

... of the ...
... of the ...
... of the ...

... of the ...
... of the ...
... of the ...

As the disease is mostly atonic V. S.
is improper unless when there is
so great fullness of vessels as to di-
-minish the power of carrying on the
Circulation.

The purges ^{stimulating} as Calhartic
Extr. Saline purges exhaust the
powers of the system - (I believe this
position true and important - and that their
administration sh^d. be confined to plethoric or acutely
inflammatory cases. H. of whatever disease)
Cinchona in the effervescing mixture;
Carbonas Soda, see Potassa Efferves.
In cerebral Affections Act: Ether:
^{capital} & aq. as a lotion & then? Plasters.
Opiates united with Diaphoretics -
Opium will even relieve the stupor
especially if this be periodical &
they be given an hour previous to
the attack.

Goulard is apt to induce gangrene?
✓ Pt. Vini refrigerates too much -
Carbonic Acid Gas needs a trial -

A 8. 9. M. M. Tonics -

violence of the symptoms, and the strength of the patient may require, and as the acknowledged atonic character of the disease in general will safely admit;—by Venesection?—leeches;—purging;—what cathartics most proper;—by Nitre?—cooling diluents;—mild diaphoretics.

B. *To support Power*, and thereby to prevent any rapid sinking or sudden metastasis from taking place, and to obviate their effects when they have occurred;—by Cinchona or other tonic bitters, either alone or joined with acids or alkalies;—by wine;—by the occasional use of certain purgatives;—by blisters,—stimulant fomentations,—warm diaphoretics, e. gr. Ammonia, Serpentina, Confect. Opii, &c. — Cautions respecting Opiates under certain circumstances.

C. *To diminish local Irritation* by applications to the inflamed part.—Remarks on the different and dissimilar articles recommended for this purpose; and on the circumstances to which they may be respectively adapted:—Liq. Plumbi Acetatis dilut.—Spt. Vini;—simple water;—Aq. Mephitica alcalina?—Liniment. Calcis;—Why oily or greasy applications in general aggravate the inflammation:—Simple dry warmth:—Pipe clay:—Starch, &c. *these 2. improper*

488. Remarks on the different treatment necessary according to the age,—constitution,—and habit of the patient;—as occurring in country places, or in large manufacturing towns;—in different seasons;—and as being sporadic,—or epidemic.

489. Is PEMPHIGUS allied to Erysipelas?—Circumstances in which they agree;—others in which they differ.—General conclusion; with some particulars respecting Pemphigus not noticed by writers.

SCARLATINA ANGINOSA,
OR SCARLET FEVER, WITH SORE THROAT.

490. GENERAL CHARACTER.—A specifically contagious, and generally epidemic disease, occurring but once during life;—commonly attacking between ab lactation and puberty;—beginning with sudden prostration of strength, lassitude, and frequent chills, followed by continued, intense, and pungent heat of skin,—very quick small pulse,—sometimes vomiting,—generally head ach,—great restlessness, anxiety, and tendency to, or actual delirium;—the eyes are humid and red,—the countenance flushed, and face swelled, especially about the nostrils, lips, and lower jaw,—with painful stiffness and fulness extending round the throat and neck:—the breath is unusually hot;—the respiration frequent, often difficult;—the voice guttural, and deglutition painful:—the internal fauces on examination appear very red, tumefied, and covered with whitish or ash-coloured sloughs, which occasionally degenerate into deep gangrenous ulcers, with discharge of fetid and corrosive ichor or sanies from the nose and mouth, accompanied with enlargement and frequent suppuration of the parotid and submaxillary glands,—otorrhœa, and temporary, or permanent deafness. Between the second and fourth day inclusively, the skin becomes more or less uniformly covered with a bright scarlet efflorescence, scarcely eminent,—changing after a few days to a dusky brown colour, with subsequent desquamation of the cuticle.—The patient, when convalescent, often suddenly attacked with dropsical swellings.

491. Variations in the state of the skin, tongue, urine, and bowels, in the different stages or forms of the

Apparition in *Hypano*, *noem* *Craxo*
- & *Craxo* -

+ not a distinct eruption, altho' roughness
of skin may cause such an appearance.

Simple Anasarca is not very fatal.

[Faint, illegible handwriting, possibly bleed-through from the reverse side of the page.]

493. Oxygenated Nitrous Gas -
~~oxygenated Nitrous Gas~~

The small Pox has been communicated at
the opening of a grave ^{20 or 30 years} after interment.

The Scarlatina or Effluvia may be destroyed by diffusion thro' the air?

495. Purpura is fugitive, sine angina -
the fever simple - M. M. purges & emetics.

Urticaria is fugitive. M. M. salts.

salts -

disease.—Particular symptoms occasionally taking place in individuals, from idiosyncrasy, or accidental co-operation of other morbid causes;—and unnecessary multiplication of species thence made by authors.

492. Historical sketch of the disease as described by eminent writers, from an early period to the present time; with its variations at different times, and the probable causes of these;—tending to reconcile the dissimilar accounts given of it, particularly by Sydenham and Morton, and determine the identity of *Scarlatina simplex*, *Scarlatina anginosa*, and *Angina maligna*.

493. Question of its specifically contagious nature, and its occurrence but once during life discussed;—with the sentiments of Drs. Clarke, Withering, Currie, &c. upon these points; and importance of this question in respect to the hazard of individual exposure, and the measures required for general security.

494. CAUSES.—*Predisposing*; a susceptibility to the peculiar contagion, which perhaps most adults possess in greater or less degree, but diminishing rapidly after puberty, and becoming nearly extinct in middle age.—Marks of constitution and habit which seem to dispose to aggravated degrees or particular forms of the disease.—Seasons, epidemic influences, and other extrinsic causes, giving similar tendency.—*Exciting cause*;—the Specific Contagion generated during the febrile state of the disease. Mode in which this has been supposed to act; and efficacy of certain means of cure deduced from thence.

495. DIAGNOSIS. Symptoms distinguishing the varieties of *Scarlatina* from Measles,—from the Purpura,—Erysipelas,—Urticaria,—Apthous Angina, &c.

496. PROGNOSIS.—To be drawn, on the one hand,

from the *violence of the febrile commotion*,—on the other, from the *degree of the Anginous affection*,—and on both, from the general *tonic or atonic* form which the disease puts on;—but this greatly assisted by a consideration of the patient's age, constitution, and habit of body;—together with the general event of the reigning epidemic,—the period of the disorder,—and the effect of the treatment already employed:—and lastly, the chance of other diseases to which it frequently gives rise.

497. TREATMENT. Account of the opposite extremes inculcated from preconceived theory, and obstinately pursued by their respective abettors; and comparison of their usual results, with that of the varied plan adapted to the nature, duration, and general tendency of the disease, and the predominant type it assumes in the individual case; illustrated by proofs, shewing the mischief of confidence in reputed specifics.

498. The leading indications are, A. To moderate the general febrile commotion with as little loss of *power* as may be, by—(a.) removing irritation from any morbid colluvies in the tract of the alimentary canal;—by Emetics,—Purgatives: remarks on the *kinds* of each most proper,—their common and individual *modus operandi*,—and the circumstances limiting or precluding their use:—(b.) abstracting any excess of heat, whether arising from pyrexia, or external temperature:—Cold affusion,—cold ablution,—particularly articles that may be employed in the latter mode: regulation of bed-clothes, and of atmospheric temperature:—(c.) restoring the cuticular transpiration by remedies acting on the stomach,—by mild diaphoretics,—tepid diluents:—(d.) diminishing the morbid irritability of the heart and arte-

A sanious discharge from the Aphthæ;
An amber color flux discharged
from the Nares - from here.

+ Aquâ medicatâ Campiorâ seu Ace-
-to seu Sale -
Lactum seu Sal -
c. Antimon. Part. caute Caution.
Lactis & Aquâ.

498. Rhubarb: & Sal. Polychrest
(finely powdered) not however
given in such doses as to produce
watery stools.

Calomel to be given cautiously.

Pneumonic symptoms demand
leeches.

Digitalis gtt 5 bis? in die -

499. c. Contrayerva & Serpenta-
ria with ether in cases of great
prostration.

In the West Indies the Angina
occurs without the Scarlatina -
is more fatal to the young Negroes
than even Variola. Has been
used there successfully an Infusion
of a table spoonfull of Capsicum
in lbs of Water or of Vinegar.
one or two table? spoonfulls several
times a day -

Carbonic Acid Gas - Orange
wine -

500. - For the Vomiting, leeches, if possible, or blisters -

That delirium observed when the patient is awaking, is not dangerous. M. M. Having the head & keeping it cool with a lotion of Vinegar & water with Ether.

The Diarrhoea to be checked by Opium & Ipecacuanha - Prostration of strength to be relieved by the Tepid bath.

501. Plasters never to be applied
over a swollen gland, but over
rather leeches; one or two at
the base of the tumor.

Flanell or a light poultice.

Regit. gtt 5. twice? a day.

502. Early Emetics.
Nitrous Acid Gas, produced by
the reaction of Sulphuric Acid
to Nitras Potassa.

Not Pymuratic Acid?

Cont. & Serp in Ether in
must prove to be -

W. J. Aug. sine Carb -
very fit to give Negroes -
mother S. Pot - Infus. Capsia
cochlea to lbs aq. lbs
Aceti - one or two some
times a day & use cups fully -

C. A. Gas & orange wine -

500. Vinting leeches & pills or
blister. Cozing Celum not
Cryos - Shong bag shot & Ether
Dra Hk & Spec - I. D. for
Drobtu -

ries to the stimulus of the blood,—by Digitalis,—Opiates?—or (e.) if necessary, lessening the stimulus of this fluid from its quantity, and perhaps quality,—by Venesection,—Leeches, &c.

499. B. In the more atonic and advanced stages of the disease, to support the *power* of the system, and to obviate the general septic tendency, or to correct the actually septic state of parts, by—(a.) light vegetable food,—diluted Vinous liquors:—(b.) the more simply tonic remedies;—Calumba, —Cusparia,—Cinchona? &c.—(c.) articles which operate chiefly by their general or local stimulus, and prevent the *action* from falling below the degree necessary to the maintenance of *power*;—Conrayerva,—Serpentaria,—Seneka,—Æther,—Capsicum,—Ammonia, &c.—(d.) articles that are chemically antiseptic;—Carbonic Acid Gas,—Infus. Rosæ,—Oxygenated Muriatic Acid,—Astringent Gargles.

500. C. Throughout the disease, to watch and relieve particular urgent symptoms,—as vomiting,—difficult respiration and deglutition,—delirium,—diarrhœa, &c.—by Tepid Bath or Fomentations,—Blisters,—Leeches,—Opiates, &c.

501. D. To guard against the diseases which are frequent sequels of Scarlatina.—Account of these diseases,—their respective frequency,—the circumstances under which they more especially take place,—and the means suited to their prevention.

502. Remarks on the measures proposed for limiting or destroying the Contagion, and their ascertained effects.

*503. Calomel -
 after excessive heat -
 in the throat -
 after the eruption -
 of the disease -
 not of Muri. Acid -*

OF CHOLERA.

503. Origin and meaning of the term $\chiολερα$.—**SYN.** *Cholorrhagia?* or *Gall-flux?*—*Mordechin.* E. Ind.


504. **CHARACTER.**—Sudden and spontaneous attack of vomiting and purging of bilious fluid,—with severe pains in the stomach and bowels,—great anxiety,—prostration of strength,—and violent cramps in the muscles of the belly, and in the calves of the legs.

505. Detail of symptoms in the order in which they usually occur;—and occasional variations in the degree and form of the disease, and in its result, from the co-operation of assignable causes: Varieties—*Ch. Spontanea*,—*Ch. ab ingestis*.—Remarks on the ancient distinction into *Ch. humida*, et *sicca*.—Cholera frequently precedes Dysentery in hot climates,—or accompanies the first paroxysms of intermitting and remitting fevers.—*Ch. Febrilis*, — *Ch. Intermittens*.— Sometimes changes to Bilious fever (Hepatitis) or Enteritis; especially under certain management.

506. Circumstances which serve to distinguish idiopathic Cholera, from the porraceous vomiting and purging caused by certain poisonous ingesta.

507. **PREDISPOSING CAUSES**; peculiarity of constitution, generally termed *bilious*, and often marked by irritability of stomach and intestines, and irregular excretion from the liver.—Long continued hot weather;—autumnal season;—*phytoseptic* miasma:—certain epidemic influence of atmosphere.

508. **OCCASIONAL OR EXCITING CAUSES.** Sudden refrigeration after excessive heat;—drinking largely of acid, or fermenting liquors;—eating cold, sour, or unripe



OF CANINES.

The origin and nature of the teeth of the
Mammalia of the class of Carnivora. - *Mammalia. II. Can.*

The teeth of the Carnivora are distinguished
by their form and purpose, of which the canine
is the most prominent. It is situated in the
upper jaw, and is the longest of the teeth
of the jaw, and is the most of the teeth.

The canine is distinguished by its form, which
is that of a pointed lanceolate tooth, and
is situated in the upper jaw, and is the
longest of the teeth of the jaw, and is
the most prominent of the teeth of the
jaw. It is situated in the upper jaw, and
is the longest of the teeth of the jaw, and
is the most prominent of the teeth of the
jaw. It is situated in the upper jaw, and
is the longest of the teeth of the jaw, and
is the most prominent of the teeth of the
jaw.

The canine is distinguished by its form, which
is that of a pointed lanceolate tooth, and
is situated in the upper jaw, and is the
longest of the teeth of the jaw, and is
the most prominent of the teeth of the
jaw.

The canine is distinguished by its form, which
is that of a pointed lanceolate tooth, and
is situated in the upper jaw, and is the
longest of the teeth of the jaw, and is
the most prominent of the teeth of the
jaw.

The canine is distinguished by its form, which
is that of a pointed lanceolate tooth, and
is situated in the upper jaw, and is the
longest of the teeth of the jaw, and is
the most prominent of the teeth of the
jaw.

...the ... of ... in ... of ...

...the ... of ... in ... of ...

...the ... of ... in ... of ...

...the ... of ... in ... of ...

...the ... of ... in ... of ...

Handwritten text, likely bleed-through from the reverse side of the page.

513. Friction with liniment of opium
& yolk of egg & oil -
~~opiate friction - yolk &~~
Infusum Calumbae & Venum Opii.
Infus Calumb. & Ven Opie

fruits,—raw vegetables,—or any food difficult of digestion.—Drastic emetics or purgatives.—Passions of the mind.—Retrocession of Eruptions, Gout, &c.

509. PROXIMATE CAUSE. Sudden and excessive secretion and excretion of acrid bile, exciting violent spasms in the stomach and intestines, and profuse serous discharge from their surface.

510. THE PROGNOSIS must be drawn from the previous state of health and vigour of the patient,—the degree and kind of the symptoms present,—the duration of the disease,—the nature of the remedies (if any) already used, and their effects.—Symptoms which portend danger;—those which augur a favourable event.—In hot climates, occasionally terminates in chronic diarrhoea, or dysenteric state.

511. TREATMENT. The indications are—1st, to evacuate the offending matter; and 2dly, to prevent the strength being exhausted by the violence of the pain, or the profuseness of the discharge.—Circumstances under which the first may be attempted directly; others in which the second becomes necessary to obtaining the first with safety and effect.

512. Means suited to the first indication;—plentiful dilution with bland mucilaginous fluids: kinds of these usually employed, and choice of them under certain circumstances.—Sometimes mild laxatives: cautions respecting the *kind*, and repetition of these.

513. Means adapted to the second indication:—Opiates in quantity and frequency proportioned to the urgency of the case;—rules for their choice and mode of administration:—warm bath;—fomentations;—pediluvium.—Stimulant and anodyne liniments and embrocations.—Simple bitters and aromatics.—*Infus. panis*

tosti:—ancient polenta.—Aq. meph. alcalina:—other alkaline remedies.—Haust. effervescens,—&c.—Nutritive food in small quantities.

514. Management necessary when the violence of the disease is allayed, to avoid its renewal, and prevent fever or inflammation from supervening: symptoms denoting the approach of these respectively.

515. Treatment proper during convalescence,—to prevent insidious disease from establishing itself in other shapes (510)—Probable means of avoiding future attacks of Cholera.

516. Description of the violent and destructive *Tetanic* form which this disease assumes in the East Indies; with remarks on the treatment most likely to lessen its general fatality.

OF DIARRHŒA.

517. Origin and meaning of the term.—SYNONYMA. *Alvi-fluxus*;—*Lienteria*;—*Cœliuca*;—*Enterrhœa*?—*Purging*, *Looseness*.

518. CH. OF IDIOPATHIC DIARRHŒA;—Unusually frequent, liquid and rather copious stools, generally more or less fœculent;—without, vomiting, violent pain, or primary fever;—and not depending on weakness of the sphincter ani.

519. Strictures on the nosological place assigned to it by Dr. Cullen.

520. Diarrhœa not only varies considerably as an idiopathic disease, but is a common or accidental attendant upon many disorders both acute and chronic, general and local. Hence the necessity of minutely investigating its rise, progress, duration or recurrence,—pre-

^{Pol. Infus. parched barley}
Super-carbonated Soda Water.
^{Sup carb Soda}
Soda Water, Sugar, & Orange Juice.
^{Sod' Ag' sup' & acid' sub.}
The Polenta was an infusion of
Parched Barley =

516. Vidi 3 nostra navis duces in E. J. qui
omnes morbum hunc populi sunt, duo
plurquam semel, et qui morbum galli.
cum quoque in regione eadem con-
traheutes, egripimè ab hydrargyro
affecti sunt. Unde hoc coincidentia?
H.

The object of this paper is to discuss the
value of the various tests which are
used in the laboratory for the
determination of the amount of
water in a sample of material.

The first test which is used is the
gravimetric method. This consists
in weighing a known amount of
the material and then heating it
to a constant weight. The loss
of weight is due to the water
which has been driven off.

The second test which is used is the
distillation method. This consists
in distilling a known amount of
the material and measuring the
volume of water which is
collected in the receiver.

The third test which is used is the
titrimetric method. This consists
in titrating a known amount of
the material with a standard
solution of a substance which
reacts with the water.

D. Mucosa dries mostly from Ascari-
-nises; or the long use of purga-
-tives.

ceding and accompanying symptoms,—and assigned or probable causes,—in order to determine its nature, or direct its treatment.—Circumstances distinguishing Diarrhœa from Dysentery, and from Cholera:—alliance between these, and mutual conversion of them, shewn.

521. Variety in the colour, &c. of the matters evacuated, giving not only particular denominations to certain forms of the disease, but also affording important instruction as to their especial seat and cause:—viz. their being stercoraceous (*D. crapulosa*);—containing undigested food (*Lienteria*);—being chalky;—yeasty:—inky (*Melæna*);—yellow (*D. biliosa*);—green, curdly (*D. infantum*)—glairy (*D. mucosa*);—milky (*Cæliaca*);—serous (*D. colliquativa*);—bloody (*D. sanguinolenta*, —*Hepaticrhœa*?);—puriform (*D. purulenta*):—or, their being fetid,—acid—or nearly inodorous, &c.—being copious or scanty;—occurring chiefly in the day, or in the night;—soon after taking food,—or at any regular or more distant interval.

522. PREDISPOSING CAUSE. Original or acquired irritability of, or tendency to increased secretion from, the surface of the intestines.

523. EXCITING CAUSES. Cold applied, especially to the lower extremities.—Fear,—Anger,—and some other mental affections.—Diminished or suppressed perspiration.—Crude or sour fruits,—vegetable acids,—or fermenting acescent liquors.—Particular articles of food in individuals, though inoffensive to others.—Sudden change from animal to vegetable food,—and the reverse.—Change in the water, &c. used.—Hypercatharsis from drastic purgatives, or from acrid matters swallowed.—Certain contagions.—Spontaneous Recession, or artificial Suppression of cutaneous Eruptions,

or stopping profuse or habitual discharges from sores, &c.—Metastasis of external inflammation.—Irregular, but oftenest defective state of the Hepatic functions (527).

524. Enumeration of diseases in which diarrhœa is a common and prominent symptom,—and in which it sometimes proves critical and salutary,—but often so much the contrary as to demand special attention, e. gr. Fevers,—Dentition,—Worms,—Phthisis, &c.

525. PROGNOSIS,—to be drawn from a consideration of the patient's age,—constitution,—and previous state of health;—the assignable causes of the disease;—its duration,—attending symptoms,—and effects,—with the remedies already employed, and their operation.

526. TREATMENT. This necessarily very different, from the various nature of the disease; and often can be only palliative; but if the discharge be not salutary, and therefore demanding encouragement or regulation,—the leading indications will be—

A. To allay morbid irritability of the intestines;—by Opiates.—Tonic bitters, as Calomba,—Samarouba,—Lichen Islandicus, &c.—Astringents, as Hæmatoxyton,—Catechu,—Kino,—Resina Acoroidis,—Infus. Glandis Quercus torrefactæ, &c.—Calamine,—Sulphas Zinci.—Alumen, Acetas Plumbi? &c.—Cautions respecting astringents.—Choice of these several articles, as respectively adapted to particular cases; and modes of administering them.

B. To expel or correct any preternatural stimulus applied to them;—by Emetics,—Purgatives,—Glysters;—Mucilaginous diluents;—Alkalies,—Antiseptics.

C. Where, as generally happens, the causes A

Simarouba is a species of Quassia -
Um. Guafua -

Astringents united with bitters & Opites:
in profuse discharge - ^{Opites}
Hamatraglow is apt to render the stools
of a bloody appearance - ^{Opites}
Resina Acrooidis - "yellow Botany bay
Gum" Lapis Calani: should be given
cautiously, as it may contain foreign
matters - ^{Opites}
Alum in small doses - ^{Opites}

...of the ... of the ...

...of the ... of the ...

...of the ... of the ...

...of the ... of the ...

Journal of the ...

...of the ... of the ...

...of the ... of the ...

...of the ... of the ...

...of the ... of the ...

...of the ... of the ...

...of the ... of the ...

"Where as generally happens the causes
are combined, so must the remedies
A & B &c " Нукоу hoc legend.?"

and B are combined, so must the remedies be either jointly or alternately employed; whilst due attention is paid to any derangement in those organs which directly or sympathetically affect the intestines,—as the Stomach, Skin, and Liver.—Aq. Calcis cum Lacte.—Prep. of Chalk, Testaceous Powders,—Boles.—Haust. Oleosus cum Tinct. Rhei.—Pulv. Rhei. cum Soda.—Dec. Ulmi.—Determining to the skin by Diaphoretics,—tepid bath,—warm clothing,—friction,—gestation.—Restoring suppressed discharges, or establishing equivalent ones:—reversing inflammatory metastasis.—Suitable diet.

527. Necessity of a due performance of the Hepatic function, to the healthy state of the intestines, illustrated by cases;—and successful treatment of apparently idiopathic diarrhoea, both recent and chronic, upon that principle.

OF DYSENTERY.

528. Origin and meaning of the name.

529. CHARACTER. Violent griping, tenesmus, and straining at stool, attended with frequent, scanty, and mucous or bloody discharges from the intestines, while the proper fœculent matter is for the most part retained:—generally accompanied by pyrexia, either primary or secondary, and frequently contagious.

530. Detail of symptoms attending the rise and progress of the disease; and variety in the state of the pulse, skin, tongue, &c. accordingly as it is—sporadic or epidemic,—as without or with pyrexia,—as simple, or as preceded by Cholera,—or combined with Intermitting, Remitting, or Typhoid fever,—with Hepatitis, —Enteritis, &c.


531. Examination of its alledged identity with Rheu-


matism (*Rheuma intestinorum*. Coel. Aur.) and its contagion being that of Typhus accidentally conjoined. Refutation of this idea, and proof that its contagion is specific.—Striking examples of Dysenteric contagion being generated *de novo*.—Account of the animalcular hypothesis of Linnæus.—Analogy between the different forms of Catarrh and of Dysentery respectively; illustrated by a comparison of the symptoms in each.

532. Variety in the morbid appearances of the intestines and neighbouring organs after death; and explanation of several phenomena of the disease, deduced from thence; as well as collateral support thereby given to a particular mode of treatment.

533. PREDISPOSING CAUSES. A particular, and perhaps original morbid tendency of the intestinal canal, probably analagous to that in diarrhœa (522), but modified by the exciting causes, whether Contagion, or common agents.—A morbid state of the hepatic system, however induced; often *merely functional*, but sometimes *organic* also.—Poor farinaceous,—or salted animal food.—Scorbutic diathesis.—Epidemic constitution of air.—Autumnal season.

534. EXCITING CAUSES. The peculiar Contagion, sometimes generated *de novo*, but oftener propagated from one to another by those labouring under the disease;—different modes in which this has been supposed to act.—Sudden alternation of heat and cold, especially if accompanied by dampness.—Accumulation of human effluvia under certain concurring circumstances.—Sulphurated Hydrogen Gas.—Sulphureous Acid Gas?—Crude austere fruits, &c.—Worms.—Drying up of extensive ulcers;—Suppression of chronic erysipelatous, herpetic, or other eruptions.





535. PROXIMATE CAUSE. Inflammatory state of the mucous membrane lining the great intestines, with constriction of their muscular fibres.—Difference of the pain, in *acute* and *chronic* stage.

536. DIAGNOSIS. Marks distinguishing Dysentery from Diarrhœa, — from erythematic Enteritis, — from Colic, — from Cholera, — and from Hæmorrhoids.

537. PROGNOSIS, to be founded on—the age, — constitution, and previous health of the patient; — the number and degree of the symptoms, — their duration and consequences; — the general tendency of the epidemic: — the remedies already employed, and their effects.—*Favourable symptoms*; diminution of pain and of calls to stool; — reduced frequency and hardness of pulse; — equable moderate warmth, and gentle diaphoresis; — scabby eruptions about the mouth: — miliary or other eruptions; — increased consistency, and fœculent appearance of the alvine discharge.—*Bad symptoms*; violent fever with delirium, — or cold vicid sweats, with great prostration; — tension and tenderness of the abdomen; — worms coming away spontaneously; — aphthæ of the fauces; — singultus, &c.

538. THE TREATMENT will require to be varied considerably, according to the circumstances mentioned in par. 530; — but chiefly as the disease is *acute* or *chronic*.

In the early stage and more *acute form*, the principal indications are,

A. To lessen inflammatory action, whether general or topical; — by venesection? — leeches; — cupping; — blisters. — Consideration of the circumstances under which these are respectively proper.

B. To remove the irritation given to the primæ viæ from the remains of alimentary matters lodged there

or from their own diseased secretions ;—by—(a.) Emetics,—(b.) Purgatives,—(c.) bland mucilaginous diluents. —Choice of individual articles best suited to each of these purposes in certain cases.

C. To take off the excessive sensibility of the intestines, and thereby allay pain, and relax spasmodic constriction ;—by Opiates, assisted by the warm bath, fomentations, and embrocations. — Common objection against the early use of Opiates, examined,—and shewn to depend upon trusting to them alone.—Rules for their employment, in alternation or conjunction with other remedies.

D. To restore a due balance between the functions in general ;—by augmenting those that have been diminished, and correcting those that have been vitiated.—Application of this more especially to the cuticular and hepatic functions (533-4); and explanation thence of the benefit arising from the employment of Sudorifics, and also of simple bitters,—Antacids,—and Mercury,—illustrated by cases and authorities :—with directions for their choice and management.

539. Occasional variation necessary in the order and extent of these indications.—Particular treatment required where the dysentery is joined with Intermitting, Remitting, or Typhoid fever, &c. (530); and mischievous effects arising from the indiscriminate use of Astringents and Stimulants.

540. Remarks on particular remedies alledged to have a specific power ;—Ipecacuanha ;—Vitrum Antimonii ceratum ;—Mist. Sodæ Muriatis cum Succo Limonis, &c. &c.

541. Period at which Dysentery may be deemed CHRONIC.—Variety in the appearance of the stools, indicating the probable *degree* and *mode* in which the

a 6. Castor oil mixed with yolk of
egg -


Opium combined with Calomel &
Specacua -

Carb. Magnes. is antacid & laxative.
Mercury in small doses every hour
till the mouth is affected, before the
chronic disease is produced - $\frac{1}{2}$ gr
Calom. Specac. grj every hour.

B. Carter et mixta with York of
egg -

Opium composed with Colman's &
the ...

And the paper is ...
The ...
The ...
The ...
The ...



intestines are disordered;—e. gr. simply mucous (*Dys. alba vel mucosa*), streaked or tinged with blood (*Dys. cruenta*)—ragged,—scyballous, &c.—Symptoms indicating disease in other of the abdominal viscera, functionally connected with the intestines, and requiring particular attention in the treatment of the ostensible complaint;—as the liver, stomach, &c.

542. IN THE CHRONIC DYSENTERY, with the exception of bloodletting, the *general* indications are the same as stated in the *acute* form, (A to D);—but differing in the less activity of the individual means employed, proportioned to the slower progress and more organic nature of the disease.

543. Remarks on certain articles suited to Indication B.—Ol. Ricini;—Ol. Olivæ cum Tinct. Rhab.—Pulv. Rhab. cum Soda.—Lac cum farina tritici et sevo ovillo;—Cera cum Sapone.—Demulcent glysters.

544. Articles adapted to indication C.—Opiate frictions and injections.—Extr. Hyoscyami, &c.

545. Explanation of the principles upon which the Mercurial treatment is to be conducted, grounded on long experience.—Observation on certain articles cooperating with Mercury, or proving occasional substitutes for it; and an account of the effects of ripe saccharine or subacid fruits in obstinate dysenteries.

546. Diet and regimen proper during the convalescent state, to prevent relapse, and guard against future attacks.

OF HÆMORRHAGE IN GENERAL.

547. Origin of the term.—Improper restriction of it by Sauvages and Vogel, to signify one particular discharge.


of blood.—SYN. *Sanguifluxus*, SAUV. *et* SAGAR.—
Anglicè *Bleeding*.


548. DEFINITION. An excessive, and generally preternatural flow of blood from any part of the body.—The universality of this definition shewn.

549. Division of spontaneous hæmorrhage into two principal forms, viz. the *Active*, or that accompanied by, and chiefly dependant upon, a general increase of force as well as frequency of arterial actions;—and the *Passive*, or that which happens without such general action, but merely from congestion, or from extreme weakness of vessels, with or without a dyscrasy in the blood. Remarks on the remote places assigned to these by Dr. Cullen in his Nosology; and on the definitions and very dissimilar names he gives them.—Terms, *Hæmorrhagia*, and *Hæmorrhæa* proposed to designate them respectively.

550. Comparative frequency of one or other form (549).—Distinction of hæmorrhages as being *critical* and *salutary*, or the *contrary*;—and the diseases in which the former more especially happen, as well as the parts from which they chiefly take place.—Division into *casual*, and *periodical*; with the periods that are most common, and the probable causes.

551. The genus usually denominated from the *source*; e. gr. from the nose *Epistaxis*;—from the lungs *Hæmoptoe*;—from the stomach *Hæmatemesis*;—from the rectum *Hæmorrhœis*;—from the kidneys or bladder *Hæmaturia*;—from the uterus *Menorrhagia*;—&c. &c. Enumeration of compound names that would express both the *source*, and the *form* (549) of the disease, viz. —from the nose,—*active form*, RHINÆMORRHAGIA,—*passive*, RHINÆMORRHŒA; from the Lungs,—*active*,





HÆMOPTORRHAGIA,—*passive* HÆMOPTORRHŒA;
—from the Uterus,—*active* MENORRHAGIA, *passive*
MENORRHŒA; from the intestines,—*active* HÆMEN-
TERRHAGIA, *passive* HÆMENTERRHŒA, &c.

552. Approach of *Active* hæmorrhage marked by sense of general heat and fulness, or by sudden flushings, sometimes alternating with chilliness;—but always accompanied by unusually frequent, generally throbbing, and sometimes hard pulse;—together with certain uneasy feeling, referred especially to the part from whence the blood is about to flow.—Where the vascular action arises from general hæmorrhagic commotion or effort, it subsides more or less as the bleeding proceeds;—if not, some other cause of pyrexial irritation may be suspected.

553. Account of Solano's observations on certain states of the pulse as indicating the period and degree of approaching hæmorrhage:—have been countenanced by a few persons of authority.


554. Difference between the texture of the blood in active hæmorrhage and in inflammation; and explanation why inflammatory complaints seldom attended with discharge of blood.—Question whether the Solids or the Fluids primarily in fault, discussed;—and reasons for believing, that spontaneous hæmorrhage, both active and passive, proceeds in a great degree from an assignable cause hitherto overlooked.—Difference of colour of the blood in *active* and in *passive* hæmorrhage (549); and the conclusion usually drawn from thence, with respect to the immediate source of each, shewn to be liable to considerable doubt.

555. PREDISPOSING CAUSES. Original constitution which may be denominated *Hæmorrhagic*;—often connected with Sanguinous Temperament, but sometimes


with different exterior character, and then seemingly owing to particularly weak vascular structure of certain parts:—both often hereditary. — Plethora, — whether arising from full living, from indolence, or from the stopping of natural or customary discharges:—Dr. Cullen's explanation of the mode in which periodical bloodletting occasions plethora, objected to, and another offered.—Original mal-formation of certain organs,—often connected with, and supposed to depend upon, defective shape and size of external parts.—A tendency to recurrence—begotten by repetition.

556. Account of the successive developement of certain parts of the body in the progress of growth; and explanation why the tendency to Epistaxis and to Hæmoptoe, most remarkable at particular ages respectively. —Change in the relative capacity and condition of the Arterial and Venous systems after middle life, described; and corresponding change in the *nature* and most frequent *sources* of hæmorrhage at that period, pointed out.

557. OCCASIONAL OR EXCITING CAUSES,—whatever can increase the violence of the general circulation, or augment the impulse of the blood in vessels that are weak or slightly supported.—e. gr. External heat; notion that it acts by expanding the blood, disproved:—its true mode of operating shewn.—Diminished pressure of atmosphere,—as on ascending high mountains: Expts. of Dr. Darwin, confirmed by Dr. Simmons and Mr. Cline, proving, that it does not act by rarifying expansible air in the blood. Dr. Darwin's conclusion, of its inefficiency as a cause of hæmorrhage, refuted; and its effects explained and illustrated.—Violent muscular efforts,—as running,—lifting great weights,—long and



Faint, illegible text, possibly bleed-through from the reverse side of the page. The text is too light to transcribe accurately.



loud speaking,—blowing wind instruments.—Posture ; —as depending position of the head in Epistaxis,—erect sedentary one in Hæmorrhoids.—Tight ligatures round the neck or limbs.—Fits of anger ;—other mental emotions ?—Excess in spiritous liquors.—Use of Opium in apoplectic diathesis.—Doubts respecting the alledged effect of cold as a cause of hæmorrhage.—Blows, falls, &c.—Destruction of blood-vessels by cancerous, syphilitic, or other ulcers.

558. PROGNOSIS ; To be drawn from the age, original constitution, and previous health of the patient ;—the form (549), source, and causes of the hæmorrhage ;—its habit of recurrence ;—its degree, and the effect it has had upon the constitution. Account of prodigious quantities of blood lost, where the persons notwithstanding recovered.

559. Examination of the doctrine of Stahl and his followers,—that spontaneous hæmorrhage was an effort of the constitution to get rid of something hurtful ; and therefore seldom to be put a stop to.

560. THE TREATMENT in detail ; as applying to HÆMORRHAGE IN GENERAL, extremely various ; but in a great measure directed by the *form* (549) of the disease.—In

ACTIVE HÆMORRHAGE.

561. The indications are,—A. To avoid or remove such occasional causes (557) as may still continue to act,—by regulation of atmospheric temperature, clothing, &c.—Abstracting heat from the body by—cold applied to the surface—to the stomach,—to the intestines :—different means of effecting this.—The use of poten-

tial refrigerants, as Nitre, Acids, &c.; remarks on the circumstances in which they are useful or proper.


B. To lessen the distension and impetus of the blood, by—(a.) diminishing its quantity;—by general and topical bloodletting:—different modes of them and their management.—(b.) allaying excessive irritability of the heart and arteries,—by Direct Sedatives, as Digitalis, Acetas Plumbi, &c.—(c.) correcting certain morbid quality of the circulating mass?—Facts tending to shew the influence of the Hepatic function upon the mass of blood (554); illustrated by cases, proving the remarkable success of remedies directed to remove certain morbid states of that function in hæmorrhage.

C. Taking off any accidental irritation arising from the state of the stomach and intestines.—By Emetics, —Purgatives; choice of them in particular cases.

D. Allaying pain, —procuring an equable distribution of blood throughout the vascular system,—and thereby taking off too great determination of blood to particular parts;—by Opiates, Extr. Hyoscyami,—Relaxing diaphoretics:—nauseating doses of Emetic remedies.—Sailing,—swinging, &c.

562. Diet and regimen proper during the continuance of active hæmorrhage, and calculated to prevent a return.

563. Particular application of the principles above delivered, (549-61) to the treatment of *Epistaxis*, *Hæmoptoe*, and other hæmorrhages which most frequently assume the *active* form.



... of the ...

The ... of the ...

... of the ...

... of the ...

... of the ...

... of the ...

CHAPTER I. THE FOUNDING OF THE NATION

The first step in the formation of the United States was the signing of the Declaration of Independence in 1776. This document declared the thirteen colonies to be free and independent states, no longer subject to British rule.

The next step was the signing of the Constitution in 1787. This document established the framework for the federal government, including the executive, legislative, and judicial branches.


The Constitution was signed by the delegates to the Constitutional Convention in Philadelphia, Pennsylvania.

The Constitution was then ratified by the states. It became the supreme law of the land in 1789.

The Constitution established a system of checks and balances. The executive branch is headed by the President, the legislative branch by Congress, and the judicial branch by the Supreme Court. Each branch has the power to check the others, preventing any one branch from becoming too powerful.

The Constitution also established a system of federalism. The federal government has certain powers, while the states have others. This system allows for a balance of power between the national and state governments.

The Constitution is the foundation of the United States. It has guided the nation through many challenges and remains the supreme law of the land.



PASSIVE HÆMORRHAGE.

564. Gradations of *Active* and *Passive* hæmorrhage mutually approximating towards each other;—and change of the *former* into the *latter* by continuance or repetition.

565. Remarks on the general condition of the system which attends the *passive* form of the disease,—as leading to certain indications of cure opposite to those proper in the *active* form;—and reasons for believing, that a morbid state of the hepatic *function* is common to both.

566. In the TREATMENT OF PASSIVE HÆMORRHAGE, the general indications are—

A. To allay pain or other local irritation,—by Opiates—cold applications;—purgatives:—choice of these, and the modes of employing them.

B. To induce contraction and coagulation in the mouths of the bleeding vessels:—by Astringent remedies internally.—Alum,—Kino,—Dec. Salicis,—Maltese Styptic,—Infus. Rosæ,—Sulphas Zinci.—Sulphas Cupri.—Acetas Plumbi, &c. Account of the process of nature in stopping the discharge of blood from vessels mechanically divided; and application of this to the treatment of *passive* hæmorrhage. Observations on Syncope,—on nauseating remedies,—and on the general and topical use of stimulant articles, ex. gr. Ammonia—Ol. Terebinth.—blisters, &c.

C. To restore any diminished or suppressed excretion;—and thereby lessen the determination of blood towards the seat of the hæmorrhage,—by Diaphoretics;—Setons;—Issues;—Emmenagogues, &c.

D. Lastly, to increase the tone and vigour of the

system at large, and correct any dyscrasy of the circulating mass,—by Cinchona, — Myrrh, — Chalybeates, — suitable nutritive food; — friction; — exercise; — cold bathing.

567. Remarks on certain articles alledged to possess peculiar powers in particular kinds of hæmorrhage; — Murias Sodæ; — Ol. Olivæ cum Tinct. Rhei. &c.

568. Special application of the principles laid down (564-6), to the treatment of *Rhinæmorrhæa*, — *Hæmoptorrhæa*, — *Menorrhæa*, — *Hæmentorrhæa*, — (Sp. Melæna, Hepatirrhœa) — *Hæmorrhæa petechialis*; — and *Hæmaturia*, — illustrated by cases.


OF HÆMORRHOIS.

569. Derivation of the name. — SYN. *Hæmorrhoids*, — *Angl.* Piles.

570. CHARACTER: — Discharge of blood, or bloody fluid, immediately before or after the fæces, — generally issuing from soft, livid, and painful tumours, which take place around or within the verge of the *rectum*.

571 Division of hæmorrhœis into *Active* and *Passive*, — into *constitutional* and *local*; — with an account of the circumstances under which the one or the other form more especially occurs, — and the symptoms which accompany and distinguish it. — Strictures on Dr. Cullen's definition, which considers it as always an *active* and *constitutional* hæmorrhage; and reasons for believing that it is very often *passive* and *local*.

572. PREDISPOSING CAUSES. Original laxity of the hæmorrhoidal vessels. — Plethora: — suppression of menstrual or other customary sanguineous discharge. — Inactive and sedentary life. — Melancholic temperament:



184

... ..

... ..

CHAPTER IV

... ..

... ..

... ..

... ..

—hæmorrhoidal and gony hæmorrhoids.—Advanced age (557).—The hæmorrhoidal habit formed by repetition, disposes to future returns.


573. **Exciting Causes.** Whichever opposes the free return of the blood from the hæmorrhoidal vessels, whether increased facts,—distended Uterus from pregnancy, &c.—protruded tumours within the sphincter,—or obstruction of the Vein Pampinæ, from congestion, tumor, or induration of the Liver.—I suggest use of purgatives, especially Aloë.—Kinds of hæmorrhoids.—Modes in which these kinds appear respectively to operate.

574. Difference in the state of the tumours, according to the extent of vascular supply,—or of blood effused into the cellular membrane;—as they are essential or incidental;—Erectile or blood,—compressible and fugitive, or indurated and permanent.—They occasionally suppurate, and discharge externally; and when they do so within the rectum, are perhaps the most common origin of fistula in ano.

575. **Differential Diagnosis.** Distinguishing Hæmorrhoids from Dysentery,—and from Melancholia.

576. Enquiry into the opinion advanced by some eminent physicians,—that the hæmorrhoidal discharge should often be permitted or encouraged rather than suppressed,—as giving great relief to congestion of other parts, particularly the head. The reason of its pyretic tendency is explained in such cases explained;—and proofs given of its being even less the index of another morbid state, which may and ought to be removed by other means.

577. **Prognosis.** Generally favorable, where the patient is young, and the disease of the hæmorrhoids is not the contrary in advanced life, if the hæmorrhoids be profuse.



—hypochondriacal and gouty disposition. —Advanced age (556)—The hæmorrhagic habit formed by repetition, disposes to future returns.

573. EXCITING CAUSES. Whatever opposes the free return of the blood from the hæmorrhoidal vessels, whether hardened fæces,—distended Uterus from pregnancy, &c.—preternatural tumours within the abdomen;—or obstruction of the Vena Portæ, from congestion, torpor, or induration of the Liver.—Frequent use of purgatives, especially Aloes.—Erect sitting posture.—Modes in which these causes appear respectively to operate.

574. Difference in the state of the tumours, accordingly as they consist of varicose veins,—or of blood effused into the cellular membrane;—as they are painful or indolent;—bleeding or *blind*;—compressible and fugitive, or indurated and permanent.—They occasionally suppurate, and discharge externally; and when they do so within the rectum, are perhaps the most common origin of *fistula in ano*.

575. DIAGNOSIS. Symptoms distinguishing Hæmorrhoids from Dysentery,—and from Melæna.

576. Enquiry into the opinion advanced by some eminent physicians,—that the hæmorrhoidal discharge should often be permitted or encouraged rather than suppressed,—as giving great relief to complaints of other parts, particularly the head. The reason of its proving salutary or critical in such cases, explained;—and proofs given of its being even then the index of another morbid state, which may and ought to be removed by other means.

577. PROGNOSIS. Generally favourable where the patient is young, and the disease of the *Active* form: but the contrary in advanced life if the bleeding be profuse,

the general strength impaired, or any of the important viscera be unsound.

578. THE TREATMENT, — (as in hæmorrhage in general) considerably regulated by the *form* of the complaint (549); but in a great degree also, by circumstances peculiar to its situation, as well by the predisposing and exciting causes, (572-3), and the particular state of the tumours (574).—As far as it is either an *active* or a *passive* hæmorrhage, and *dependant upon a corresponding condition of the vascular system at large*, the several indications already given (561,566), will apply; but in its *passive* form, it is much more influenced by local circumstances than most other hæmorrhages, and accordingly demands some means especially suited to itself.


579. The special indications then, are—

A. To lessen or remove as far as may be, such exciting causes (573) as continue to act,—by cooling or mild purgatives;—laxative articles of food, especially of the vegetable kind;—regular habit of going to stool;—Mercurial preparations, either cathartic or deobstruent as the case requires.

B. To diminish the bulk, and allay the pain of the tumours, — by Leeches, — puncturing:—Aq. Plumbi Acet. Comp. — Fomentations:— Opiates internally and externally; Extr. Hyoscyami;— Cataplasma Fol. Belladonnæ.

C. To restore tone and vigour to the vessels which had been over distended, or ruptured,—by local cold bath,—astringent lotions, &c. of Alum, Sulphate of Zinc, Galls, Oak-bark, &c.

580. Remarks upon certain articles of the stimulant kind which prove particularly beneficial in chronic



the general strength impaired by any of the foregoing means be avoided.

378. THE TREATMENT.—(as in hemorrhage in general) characteristically regulated by the state of the complexion (174); but in a great degree also, by circumstances peculiar to the situation, & regulated by the peculiar nature and history of the disease (172-3), and the particular state of the patient (174).—As far as it is either an action or a passive impaction, and depends upon a corresponding condition of the vascular system or large vessels, the general regimen is already given (174, 175), will apply; but in the former kind, it is much more regulated by local circumstances, and more the hemorrhage, and accordingly, diseases which attend especially attend on that.

379. THE LOCAL INDICATIONS ARE—

A. To make or remove as far as may be, such or other vessels (173) or matter as may—by nature or this process—behave vessels of itself, especially when vessels have—regular habit of going to and from—Nervous system, other vessels or matter in the case of vessels.

B. To regulate the habit, and when the state of the disease—by nature—depending—As, Plethora, Congestion, Inflammation, — Causes actually and naturally. — New, Malignant, — Complicated, Proliferation.

C. To remove the solid matter in the vessels which nature can dissolve, or regulated—by local and general means, viz. of State, Nature, & Quantity, & Habit, &c.

D. To regulate the operation of the vessels, and when they particularly attend on that.

hemorrhoids;—Bals. Capivi, —Ward's Pills, &c.
 —Management necessary when the rectum is prolapsed.
 —Circumstances under which extraction of the hæmorrhoids
 becomes advisable.

OF SCURVY.


381. Origin and history of the name.—Schiff's
 Test.—Vague and dissimilar ideas attached to the term
 Scurvy in other ages and countries, and not subsequent
 to medical language; its strict and proper meaning.

382. General Characters. Debility, hæmorrhoids,
 and dropsy.—High color of breath.—Spitting of blood
 and bleeding of the gums.—Red blotches on the skin—
 swelling and hardness of the legs, contraction of the
 lips.—Disorder of vision.—Redness of eyes and
 eye upon motion.—Ulcers of legs.

383. Detail of symptoms marking the several stages,
 and most aggravated degree of the complaint;—and
 description of the morbid appearances exhibited on dis-
 section, according to the variety of termination, or
 according to individual cases.

384. Preparation of Cases. Degree of severity,
 time taken by recovery to complete,—very
 generally attended with depression of spirits, and
 increasing loss of mind.—General debility from the
 nature of the disease.—Causes of the complaint
 very various.

385. Of the Cause of Cases. Diet consisting usually of
 small quantities of nourishment; the pro-
 bably cold or corrupted state of the blood, and
 the accident of vegetable diet.—Want of salt in the
 quality of water.—Change of climate, season, or state



hæmorrhoids;—Bals. Copaibæ,—Ward's Paste, &c.
—Management necessary when the rectum is prolapsed.
—Circumstances under which extirpation of the tumours becomes adviseable.

OF SCURVY.

581. Origin and meaning of the name.—*Scharbock*, Teut.—Vague and dissimilar ideas attached to the term *Scurvy* as often used in common, and not unfrequently in medical language: its strict and proper meaning.

582. GENERAL CHARACTER. Debility, lassitude, and dyspnœa,—with fœtor of breath,—spongy swelling and bleeding of the gums,—livid blotches on the skin,—swelling and hardness of the legs, contraction of the hams,—dejection of mind,—and faintness, or even syncope upon exertion;—without fever.

583. Detail of symptoms marking the several stages, and most aggravated degrees of the complaint;—and description of the morbid appearances exhibited on dissection, accounting for the variety of circumstances observable in individual cases.

584. PREDISPOSING CAUSES. Original constitution, often marked by tendency to corpulence,—very generally by sluggish disposition of body, and inactive desponding turn of mind.—General debility from preceding illness of any kind.—Disease of the chylopoietic organs especially.

585. EXCITING CAUSES. Diet affording unsuitable kind, or inadequate quantity of nourishment; but particularly salted or corrupted animal food, with defect of fresh esculent vegetable matter:—scanty supply, or bad quality of water.—Coldness of climate, season, or situa-


tion,—especially when combined with moisture, and foggy atmosphere.—Excessive fatigue,—or idleness and inaction.—Depressing passions.—Foul air, especially from stagnant water, marshes, &c.

586. Why this disease little known to the Greeks and Romans;—why particularly frequent in extra-tropical climates, and during long voyages and cruises;—and why much less so now than formerly.

587. Account of the different theories which have been offered to explain the phenomena of the disease, and determine its nature; particularly with respect to its being primarily a disease of the *fluids*, or of the *solids*.—Oldest theory,—putrid ferment:—Dr. Lind's;—laxity of solids, and putrid *tendency* of blood:—Dr. Macbride's,—deficiency of *fixed air*:—Dr. Cullen's,—imperfect state of the *animal mixt*:—Dr. Milman's,—gradual diminution of vital power in the muscular fibre:—Dr. Beddoes's,—deficiency of oxygene in the system.

588. Examination of these,—the objections to which they are respectively liable in particular cases;—and view of the disease as arising under very different circumstances with respect to food, &c.—with general principles which embrace the several varieties of the complaint, and lead to their appropriate and effective means of cure.—Illustration of these principles by a comparison of Scurvy with Hæmorrhæa petechialis, and the particular mode in which the latter has been successfully treated.

589. The general indications are,—A. To avoid or diminish as much as possible such of the predisposing and exciting causes as are known to exist in the particular case.—The vast importance of this both in the prevention and cure of Scurvy, shewn, in the striking difference between the state of Lord Anson's and Cap-



... especially when combined with moisture and
high temperature. — Excessive fatigue. — Excessive and
continued exertion. — Depressing passions. — Food, especially
if too warm, water, marshes, &c.

286. Why this disease little known to the Greeks and
Romans; — why particularly frequent in extra-tropical
climates, and during long voyages and cruises; — and
why much less so now than formerly.

287. Account of the different theories which have
been offered to explain the phenomena of the disease,
and determine its nature; particularly with respect to
its seat, primarily a disease of the fluids, or of the solids.
— Olier's theory, — partial fulguration; — Dr. Lind's; —
Lorry's, — and partial coagulation of blood; — Dr.
Mackenzie's, — deficiency of fixed air; — Dr. Cullen's, —
imperfect state of the animal heat; — Dr. Milman's, —
gradual condensation of vital power in the muscular fibres;
— Dr. Haller's, — deficiency of oxygen in the system.

288. Etiology of disease, — the objections to which
they are respectively liable in particular cases; — and state
of the disease at various periods, very different circumstances
with respect to food, &c. — with general principles which
regulate the several varieties of the complaint, and lead
to their appropriate and efficacious means of cure. — Illustration
of these principles by a comparison of Scarcy
with Rheumatic pleurisy, and the particular periods
in which the latter has been successfully treated.

289. The general indications are: — A. To remove
the disease as much as possible, such of the prodromata
and exciting causes as are known to exist in the present
case. — The next indication of this nature is the
prevention and cure of Scarcy, shown in the sequel.
B. To prevent the union of Lind's and Olier's

extensive than usual, especially in the
latter part of the year; there is a
distention of the stomach, and
the bowels are loose, and
the urine is scanty, and
the patient is very weak.

It is to be observed, that the
condition of the patient is
very different from that which
is usually observed in
dropsical cases.

Observations on the
liver, and kidneys, in
dropsical cases, in
which have been commonly
observed in the
general anasarca, (1787), by
the author, and published
in the Transactions of the
Royal Society, and in the
Annals of the Royal Academy
of Medicine, &c.

The following is a list of the

1787. *Observations on the
liver, and kidneys, in
dropsical cases, in
which have been commonly
observed in the
general anasarca, (1787), by
the author, and published
in the Transactions of the
Royal Society, and in the
Annals of the Royal Academy
of Medicine, &c.*

OF DROPS IN GENERAL

1787. DROPSICAL ANEURISM. A
neurism of the aorta, in
which the blood is
collected in a
cyst, and the
artery is enlarged.

591. Scorbutici acidos indilut.
in largis dos. bibere queunt,
sive ventris torminibus: e.g.
Succ. Lim. ℥ij freq. dedi-
aceti eadem quant. aut du.
plex non nocet.

tain Cooke's ships' companies, during their respective voyages round the world; with a detail of the several means employed by the latter, under the heads of—food, —drink,—clothing,—labour, — exercise,— amusement, —cleanliness,—subordination, &c.

B. To attend to, and correct, the morbid condition of particular functions and parts which take place more remarkably in some individuals than in others.

590. Observations on the functions of the Skin, Intestines, and Kidneys, in Scurvy; and on certain remedies which have been occasionally employed in aid of the general antiscorbutic plan (589), for relieving urgent symptoms, and expediting recovery;—under the heads of diaphoretics,—laxatives,—and diuretics. — Of the earth bath, and its operation.

591. Remarks on particular articles which have been proposed as adequate to the cure of Scurvy under a defect of fresh *acescent* vegetable matter:—e. gr. Mineral acids;—Nitre?—Vinegar;—sour Krout;—crystallized Citric acid;—Wort;—Spruce Beer;—sour flummery or *Sooins*,—*Quass*.—*Dried* vegetables? &c. —malted Barley, Gramm, &c. with the testimonies for and against them.

592. Remarks on the external treatment of Ulcers when occurring in actual Scurvy, or in a scorbutic diathesis.

OF DROPSY IN GENERAL


593. DEFINITION. A preternatural accumulation of serous or gelatinous fluid, in the cellular membrane, or in other cavities of the body.

594. Division of dropsy into *Genera* according to its source, with their allusive names and derivations; *e. gr.*—(1) in the cellular membrane, ANASARCA; Syn. *Sub-cutaneous*,—*interstitial*,—or *diffused dropsy*:—(2) in the cavity of the abdomen, ASCITES, or peritoneal dropsy:—(3) in one or more preternatural sacs, ENCYSTED DROPSY,—and this often *Ovarial dropsy*:—(4) in the chest—HYDROTHORAX; Sp. *Hydrops Pleuræ*,—*Hydrocardia*,—*Hydrops pulmonum*:—(5) in the head,—HYDROCEPHALUS, Sp. *H. externus*,—*H. internus*,—or, *Hydrops Meningum*, and *Hydrops Cerebri*:—(6) in the cavity of the scrotum—HYDROCELE:—(7) in a joint,—HYDARTHURUS:—(8) in the eye,—HYDROPTALMIA:—(9) in the spinal theca,—HYDRORACHITIS, Syn. *Spina bifida*.

595. Account of the antagonist, yet allied functions of the EXHALANTS and ABSORBENTS; proving, that every dropsical complaint depends immediately upon—A LOSS OF BALANCE BETWEEN THESE TWO SETS OF VESSELS.—Enquiry how far the one, or the other, or both, be *generally* in fault; and reasons for concluding, that the morbid condition exists generally and chiefly in the EXHALANTS.

596. PREDISPOSING CAUSES. Original constitution,—sometimes general, sometimes local;—occasionally hereditary;—often marked by a lax and sluggish state of the nervous and muscular systems, with a pale doughy complexion, and tendency to corpulence,—answering to the leucophlegmatic habit of the ancients, and by them referred primarily to a morbid condition of the FLUIDS:—arguments for and against the humoral pathology of dropsy.—Bad air.—*Damp* atmosphere?

597. EXCITING CAUSES. Scanty, poor, or indiges-




also food.—Furrows in the skin, and watery liquids: Swellings, redness, especially when previously unswollen and fatigued.—Excessive heat of hands.—Profuse discharges of other kinds.—The operation of these several causes illustrated by striking examples, and by the experiments of M. Haller, and Professor Schmidt.—and reasons why loss of blood more particularly induces dropsy.—Preceding diseases, especially Fevers, and Inflammations.—marked locality of their operation in many instances.—the Interstitia in particular, often bring on dropsy, and especially Actus.—Mechanical injuries as blows, sprains, &c. often cause local hydropic effusion.

588. Suppression of natural or customary excretion, or of Perspiration.—Chills.—Menses.—Menstrual discharge, &c. The suppression and removal operated in these objections, and their influence explained in a different way.—with reasons for believing, that they are either consequences, perhaps, the cause, of the morbid arrangement which is succeeded by dropsy.—Depressing passions: the mode in which they bring forth the particular morbid tendency, pointed out.—Affect of Irritation and spasmodic rigors: their modes operation.

589. Obstruction to the free passage of the blood: aorta affected in particular dropsy, humorally illustrated by the experiments of Lower.—the compression of both Arteries and Veins, and that of the Arteries alone, should have the same effect.—explained in various instances, both of local and general dropsy.

590. Of the kind and degree of inflammatory action which especially terminates in hydropic effusion, and the parts where it is most liable to arise, illustrated by cases and dissections.




tible food.—Excess in the use of thin, and watery liquids: Sudden refrigeration, especially when previously overheated and fatigued:—Excessive loss of blood;—Profuse discharges of other kinds.—The operation of these several causes illustrated by striking examples, and by the experiments of Dr. Hales, and Professor Schultz:—and reasons why loss of blood more particularly induces dropsy.—Preceding diseases, especially Fevers, and Inflammations:—marked *locality* of their operation in many instances:—why Intermittents in particular, often bring on dropsy, and especially Acites.—Mechanical injuries, as blows, sprains, &c. often cause *local* hydropic effusion.


598. Suppression of natural or customary evacuations; as of Perspiration,—Urine,—Menses,—Hæmorrhoids, &c. The *mechanical* and *humoral* operation of these objected to, and their influence explained in a different way:—with reasons for believing, that they are oftener *consequences*, perhaps, than *causes*, of the morbid derangement which is succeeded by dropsy.—Depressing passions; the mode in which they bring forth the particular morbid tendency, pointed out.—Abuse of fermented and spiritous liquors: their *modus operandi*.

599. Obstruction to the free passage of the blood—alone sufficient to produce dropsy, beautifully illustrated by the expt. of Lower:—why compression of both Arteries and Veins, and even of the Arteries alone, should have the same effect,—explained in various examples, both of local and general dropsy.

600. Of the *kind* and *degree* of inflammatory action which especially terminates in hydropic effusion,—and the parts where it oftenest takes place; elucidated by cases and dissections.

601. GENERAL PROGNOSIS,—requires an extended consideration of the age, and constitution of the patient,—the variety and degree of the causes,—the symptoms and duration of the complaint,—its being simple, or complicated with other disorders.—Universally, however, the less the tone of the system is impaired, and the blood impoverished, the sooner and more completely will the disease yield to proper remedies : whilst the disease that occurs in advanced life,—in a leucophlegmatic habit,—and is brought on by intemperance,—or connected with organic disease of the heart, lungs, liver, ovarium, &c. medicine may relieve, but will seldom cure.—Women said to be oftener cured than men ; considerable exception to this :—and short persons oftener than those of large stature.—*Unfavourable signs*,—progressive wasting, —purple or livid blotches, or erysipelatous eruptions on the skin ;—fœtor of the breath ;—hæmorrhage from the nose, mouth, lungs, stomach, or intestines ;—drowsiness ;—constant feverish heat and great thirst, unless these proceed from heating medicines, and abstinence from drink :—spontaneous diarrhœa without relief :—the swelling, when reduced by medicine, returning quicker than before.—*Favourable signs*—absence of those just mentioned :—the pulse being steady, not quick, and of good strength ;—the deficient excretions, especially the Urine, and Perspiration, being sensibly increased by remedies not very powerful in their kind.—Conclusion to be drawn from the consistence, colour, &c. of the effused fluid.





OF ANASARCA, OR INTERSTITIAL DROPSY.

602. CHARACTER. Diffused swelling of a part, or of nearly the whole body, having usually the ordinary colour of the skin,—easily receiving the impression of the finger, and retaining it for some time;—shifting its situation more or less according to posture, and generally occupying the most dependant parts.

603. Division of Anasarca by Nosologists, into different Species or Varieties, according to its alledged Cause.

604. Of the parts in which it generally appears first,—its progress,—attendant symptoms,—and the modes in which it proves fatal.—Frequent difference in the quantity, colour, &c. of the urine, between this and other dropsies, and conclusions that may be drawn from it.

605. DIAGNOSIS. How distinguished from Leucophlegmatic Obesity, and from Emphysema.

606. PROGNOSIS. Anasarca when consequent upon Ascites or Hydrothorax, follows the event of the *primary* disease; but if *idiopathic* itself, is commonly obstinate, unless where it succeeds to Scarlatina. Has occasionally been removed by fever supervening; and in a few instances by spontaneous oozing through the pores of the skin.

607. Some account of the BERIBERI, an acute and destructive disease, almost peculiar to the East Indies,—attacking more especially the Sepoys and Lascars,—presenting a singular combination of spasmodic, hydropic, and paralytic symptoms,—and occasionally those of

Scurvy also : with conjectures respecting its cause, and suggestions for its treatment.

608. Description of a particular species of Œdema attendant upon Hepatic disease, occasionally observed in this country, but unnoticed by authors.

OF ABDOMINAL DROPSY.

609. Division of this into *Ascites*, or *Peritoneal Dropsy*—and *Encysted Abdominal Dropsy*.


610. CHARACTER OF ASCITES. A uniform, tense, and nearly inelastic swelling of the belly, accompanied with fluctuation.

611. Symptoms generally ascertaining ENCYSTED ABDOMINAL DROPSY;—the swelling in the latter being at first local,—often attended with pain;—fluctuation being obscure or altogether imperceptible;—dragging uneasiness on turning in bed, &c.

612. Of the parts in which hydropic cysts most commonly occur;—their different structures in different instances;—Proofs of the animalcular nature of hydatids (*Tenia hydatigena*, LIN.): and difficulty of accounting for their presence in the living body.—Why encysted dropsy more frequent in women than in men:—why generally fatal at last; and why more slowly so than the other forms of dropsy.

613. Under what circumstances Ascites and Anasarca are simultaneous or successive.—Modes in which Ascites and Encysted dropsy respectively destroy life.

614. Of the delicacy and difficulty which occasionally attend the diagnosis between Abdominal Dropsy and Pregnancy: and of the marks which serve to distinguish



Stomach: with conjectures respecting its cause, and suggestions for its treatment.

618. Description of a particular species of *Edema* attended upon Hepatic disease, occasionally observed in this country, but unnoticed by authors.

Of Anorexial Dropsy.

619. Division of this into Acute, or Peritoneal Dropsy—and Chronic Anorexial Dropsy.

620. Characteristics of Acute. A violent, tense, and early periodic swelling of the belly, accompanied with febrility.

621. Symptoms generally attending Anorexial Dropsy:—the swelling in the latter being at first local:—then attended with pain:—Anorexia being absolute or altogether insupportable:—dragging sensations on turning in bed, &c.

622. Of the parts in which anorexia first most commonly occurs:—the different varieties in different Nations:—Of the spiritus urinarius, & of the *Urea* (Fuchs's *Hydrogen*, L. 4.) and difficulty of accounting for their presence in the Urine, &c. — Why anorexia dropsy more frequent in women than in men:—why not nearly fatal in old, and why more slowly in than the other type of dropsy.

623. Cases where Anorexia is attended with Anasarca, and where it is not:—In this in which Anorexia and Anasarca are respectively destroyed.

624. Of the history and difficulty which occasionally attend the diagnosis between Anorexial Dropsy and Pleurisy: and of the signs which serve to distinguish

fatal.—Fatal effects from mistaking enlarged Liver, Spleen or Kidney for Ascites, and performing the operation of paracentesis.


OF HYDROTHORAX.

615. SYMPTOMS which usually attend it.—Shortness of breath;—paleness or purple hue of the face;—difficulty of lying in recumbent posture;—frequent, sudden and spontaneous starting up from sleep, with sense of suffocation, and palpitation of the heart;—scanty of urine;—ordematous swelling of the lower extremities.

616. DIAGNOSIS. Difficulty of determining the existence of Hydrothorax in general; but still more the particular part in which the fluid is contained;—requires for this purpose, of minutely investigating its rate and progress,—the preceding as well as accompanying symptoms,—and the collateral circumstances of constitution, age, habits of life, &c.

617. Method recommended by Hippocrates for detecting water in the chest;—dyspnoea to which it is liable, alluviated by a case;—and danger which may attend the trial. Test proposed by Astruc;—and its improbability shown.

618. THE PROGNOSIS in Hydrothorax generally unfavourable, and why;—instances, however, in which a partial or complete recovery took place, under the most improving systems.



them.—Fatal effects from mistaking enlarged Liver, Spleen or Kidney for Ascites, and performing the operation of paracentesis.

OF HYDROTHORAX.

615. **SYMPTOMS** which usually attend it;—shortness of breath;—paleness or purple hue of the face;—difficulty of lying in a recumbent posture;—frequent, sudden, and spontaneous starting up from sleep, with sense of suffocation, and palpitation of the heart;—paucity of urine;—œdematous swelling of the lower extremities.

616. **DIAGNOSIS.** Difficulty of determining the existence of Hydrothorax in general; and still more the particular part in which the fluid is collected: necessity for this purpose, of minutely investigating its rise and progress,—the preceding as well as accompanying symptoms,—and the collateral circumstances of constitution, age, habits of life, &c.

617. Method recommended by Hippocrates for detecting water in the chest;—deception to which it is liable, illustrated by a case:—and danger which may attend the trial. Test proposed by Avenbrugger; and its improbability shewn.

618. **THE PROGNOSIS IN HYDROTHORAX** generally unfavourable, and why:—instances, however, in which a partial or complete recovery took place, under the most unpromising symptoms.

OF CHRONIC HYDROCEPHALUS.

619. Division of Hydrocephalus into two distinct and widely different forms of disease, viz. the *acute* and *chronic*.—Reasons for considering only the latter under the general head of Dropsy, and for treating of the other separately.

620. CHARACTER. Obvious and uniform enlargement of the cranial vault in young children, with defective ossification of the bones, and consequent openness at the sutures.

621. The disease usually connate, perhaps congenitate. Examples of it in the early foetal state.—Progress of the complaint, and the effects it produces.

622. Appearances on dissection;—and difference between the seat of this, and of a species of Hydrocephalus often terminating the life of insane adults.

623. THE PROGNOSIS. Why *universally* unfavourable.


* * *

624. *Hydrocele*, *Hydrorachitis*, and *Hydrophthalmia*, as falling almost exclusively under the Surgeon's management, referred to another place.

GENERAL CURE OF DROPSY.

625. The indications are—A. To remove the effused fluid;—B. To obviate the causes which gave rise to it;—C. To prevent a return of the disease.

626. The fluid may be removed either *indirectly*, through the natural excretories of the body, as the Stomach, Intestines, Kidneys, and Skin, by means of their



THE THEORY OF

The Theory of Hydrostatics and the theory of the fluids which differ from those of the air, viz. the water and the oil, is treated in this part of the work. The theory of the motion of the fluids is treated in the next part of the work, and the theory of the motion of the solids is treated in the last part of the work.

100. Chapter I. Of the nature and properties of the fluids. The fluids are divided into two kinds, viz. the fluids which are perfectly elastic, and the fluids which are not perfectly elastic. The theory of the motion of the fluids is treated in the next part of the work.

101. Chapter II. Of the motion of the fluids. The motion of the fluids is treated in this part of the work. The theory of the motion of the fluids is treated in the next part of the work.

102. Chapter III. Of the motion of the solids. The motion of the solids is treated in this part of the work. The theory of the motion of the solids is treated in the next part of the work.


103. Chapter IV. Of the motion of the fluids and the solids. The motion of the fluids and the solids is treated in this part of the work. The theory of the motion of the fluids and the solids is treated in the next part of the work.

104. Chapter V. Of the motion of the fluids and the solids. The motion of the fluids and the solids is treated in this part of the work. The theory of the motion of the fluids and the solids is treated in the next part of the work.

GENERAL PRINCIPLES OF

105. Chapter I. Of the nature and properties of the fluids. The fluids are divided into two kinds, viz. the fluids which are perfectly elastic, and the fluids which are not perfectly elastic. The theory of the motion of the fluids is treated in the next part of the work.

106. Chapter II. Of the motion of the fluids. The motion of the fluids is treated in this part of the work. The theory of the motion of the fluids is treated in the next part of the work.



corresponding evacuants, viz. Emetics,—Cathartics,—Diuretics, and—Diaphoretics;—or *directly*, through new outlets produced by Punctures, Blisters, &c.

627. EMETICS; their great antiquity in the treatment of dropsy;—drastic ones much used by Sydenham;—uncertainty of them.—In what cases they are indicated;—in what dangerous.—Choice of the kinds adapted to the particular case.

628. CATHARTICS; are among the most powerful anti-hydropsics:—their use *generally* proportioned to the quantity of fluid discharged. Why more effectual in Ascites, and less so in Hydrothorax, than in other kinds of dropsy.—Rules for their management.—Individual articles.—Pulv. Jalapii Comp.—Pulv. Scam. cum Calomelane.—Gambogium.—Elaterium.—Pil. Nitratis Argenti?—Saline Cathartics,—Supertartras Potassæ.

629. DIURETICS, generally indicated, but often disappoint expectation, and of themselves rarely adequate to a cure.—Accurate comparison of their powers much wanted.—The kinds indicated under certain circumstances.—Particular articles;—Squills, and its combinations:—Colchicum; its uncertainty and frequent failure,—Lactuca Virosa,—testimony of Collin and Stoll in favour of it;—probable mode in which it operates.—Bacher's Pills.—Cuprum Ammoniatum, et Sulphas Cupri.—Nicotiana;—difficulty attending the rationale of its operation.—Digitalis; striking opposition of testimony respecting it;—attempt to explain its diuretic effect upon a new principle:—management necessary to render it safe.—Opium? occasionally operates as a diuretic.—Diluted acids, and mild saline neutrals;—Nitro,—Acetas Potassæ, &c.—*Stimulant Diuretics*; Tinct. Cantharidis,—doubts and cautions respecting its em-

ployment. — Infus. Sinapeos, Armoraciæ, et Dauci Sylv. — Decoct. Petroselini, cacuminis Genistæ, folior. Cynaræ, &c. — Turpentine and Balsams, — Cerevisia Pini, — Aq. Picis; — Æthers, &c.

630. **DILUENTS.** Abstinence from liquids long strenuously inculcated; — discovery of its bad consequences, and great benefit of an opposite plan shewn both from principles and facts. — Kinds of diluents suited to particular cases.


631. **DIAPHORETICS.** The skin a copious outlet of watery fluid; — its function very generally impaired, and difficultly restored in dropsy. Why diaphoresis most useful when indirectly obtained. — In what cases especially indicated. — Cautions against forcing it, as the ancients attempted to do. — Means, — Baln. tepid. — Pulv. Ipec. Comp. — Vinum Antim. Opiatum, — Liq: Ammoniæ Acetatis, &c. — Methods of exciting local diaphoresis, — Vapour bath, — Oiled Silk, — Cabbage Leaves, &c.

632. The quantity of discharge by **EXPECTORANTS** too small to encourage their use for the purpose of evacuating through the lungs.

633. **FRICTION,** — anciently much employed; why perhaps too much neglected now: — Testimonies in its favour. — Its operation explained: — adjuvants to it.

634. **ELECTRICITY,** — a powerful excitant of Nervous and of Vascular action. In what cases likely to prove serviceable; — in what useless or hurtful. — Modes of it suited to different cases.

635. **MERCURY.** The universal operation of this remedy shewn; and the variety of indications which it is capable of fulfilling, pointed out and explained. — The cases in which it is more especially beneficial, and the proper management of it.



physionom. — Head, Sleep, — Anæsthesia, of Digest
Syst. — Decept. Patience, catarrhs Genitæ, Injur.
Cerebr. &c. — Turpitudes and Indolence. — Circula
Syst. — Ag. Pleur. — Pleur. &c.

636. DYSURIA: Abstinence from fluids long and
severely insisted, — the very of its bad consequences,
and great benefit of an opposite plan shown both from
principles and facts. — Kinds of dysuria suited to particu
lar cases.

637. DYSURIA: The skin a copious outlet of
watery fluid, — its function very generally impaired, and
difficulty restored in therapy. Why dysuria most
useful when richly obtained. — In what cases especially
indicated. — Caution against forcing it, or the means
attempted to do. — Mucos. — Bals. Lupul. — Pulv. Ipec.
Comp. — Vinum Antim. Opium. — Liq. Anæsthesia
Acetosa, &c. — Methods of exciting local diaphoresis. —
Vapour bath, — Oil of Sassa. — Cabbage Leaves, &c.

638. The quantity of discharge by EXCRETIONARY
organs small to increase their use for the purpose of ex
creting through the lungs.

639. PLEURISY: — usually much employed, why
perhaps not much neglected now? — Testimonies in its
favor. — Its operation explained — remedies to it.

640. EXCRETION: — a powerful stimulus of Na
ture and of Vascular action. In what cases likely to
prove serviceable — in what manner & limited — Modes
of it suited to different cases.

641. MURDER: The universal operation of the
arterial blood, and the variety of affections which it
is capable of exciting, pointed out and explained. — The
cases in which it is more especially beneficial, and the
general management of it.


635. DIRECT METHOD OF REMOVING THE EXCESSIVE FLUID (625).—Precautions to be taken:—to early use of diuretics; method on the other hand from postponing it too long;—under what circumstances it should be had recourse to. Management necessary during and after the operation. Doubts respecting its employment in hydrothorax;—why inadvisable in hydrocephalus.—Dangers proposed of injecting liquids into the thorax or peritoneal cavity.—Observing in Anasarca;—necessary cautions respecting the part, the mode, and the circumstances of the cure, in which it is performed, so as to avoid inflammation or gangrene.

637. Blisters, or Excoriations, for the discharge by them often very great without violence, and always stopped when inflammation supervenes.—application of this to regulate the action of urine.

638. To fulfil the second indication (H. 625) not only necessary to remove or diminish such of the external exciting causes as may still continue to operate, but also accurately to investigate the internal cause or causes immediately occasioning the loss of balance between exhalation and absorption; e. g.—(a.) general debility operating more especially upon the Excretory vessels;—(b.) weak inflammatory action (600);—(c.) obstruction from congestion of blood, from tumour, or from change of structure, in any considerable vessel, as lungs, liver, spleen, &c.

639. Means adapted to (a.)—Tones of various kinds, particularly the simple bitter, variously combined with alkalies, acids, stimulents, chalybeates, &c. according as the circumstances of the case may require.

640. Means suited to (b.) and (c.)—Blisters.—Mer-



636. DIRECT METHOD OF REMOVING THE EFFUSED FLUID (625);—Paracentesis in Ascites;—its early use often injurious; mischief on the other hand from postponing it too long:—under what circumstances it should be had recourse to. Management necessary during and after the operation. Doubts respecting its employment in hydrothorax:—why inadmissible in hydrocephalus.—Dangerous proposal of injecting liquids into the thoracic or peritoneal cavities.—Puncturing in Anasarca;—necessary cautions respecting the part, the mode, and the circumstances of the case, in which it is performed, so as to avoid inflammation or gangrene.

637. BLISTERS, OR EPISPASTICS;—the discharge by them often very great without vesication, and always stopped when inflammation supervenes:—application of this to regulate the mode of using them.

638. To fulfil the second indication (B. 625), not only necessary to avoid or diminish such of the external exciting causes as may still continue to operate, but also accurately to investigate the internal cause or causes immediately occasioning the loss of balance between exhalation and absorption; *e. gr.*—(a.) general debility operating more especially upon the Exhalent vessels;—(b.) weak inflammatory action (600);—(c.) obstruction, from congestion of blood, from torpor, or from change of structure, in any considerable viscus, as lungs, liver, spleen, &c.

639. Means adapted to (a.)—Tonics of various kinds, particularly the simple bitters, variously combined with alkalies, acids, stimulants, chalybeates, &c. accordingly as the circumstances of the case may require.

640. Means suited to (b.) and (c.);—blisters;—Mer-

cury, combined with Opiates, and Antimonials;—Cicutā,—Extr. Taraxici? &c.

641. Remarks upon the general treatment of dropsy;—the diet and regimen suited to the circumstances of the case;—and the means likely to prevent a recurrence of the disease.

642. A due attention to the principles delivered above, will readily point out the particular means especially adapted to the individual kind (594) or species of dropsy.


OF ACUTE HYDROCEPHALUS.

643. Reasons for considering this disease separately and particularly.

644. SYN. *Hydrocephalus internus*, WHYTT;—*Apoplexia Hydrocephalica*, CULL.—*Hydrocephalus acutus*, QUIN.—*Phrenicula*, RUSH.—*Hydrocephalitis?*

645. CHARACTER. Anorexia,—lassitude,—heaviness, and pain of the head, and intolerance of light,—accompanied with febricula, costiveness, and vomiting,—and followed by unusual slowness of pulse,—dilatation of the pupils,—strabismus, and restless somnolency, or stupor: chiefly attacking persons under puberty, and more especially children.

646. Particular detail of the mode in which the disease usually commences and proceeds,—and occasional variety in the number,—order,—degree,—and duration of the symptoms,—according to the age, constitution, &c. of the patient;—reconciling the dissimilitude of individual narratives, and accounting for the opposite ideas of those authors who have framed a general character from a few cases, or adopted theories respecting its nature and proper mode of treatment in the *early* and perhaps



only visible signs, from the manner in which the dis-
order fatally terminates.


647. Striking changes of temperature in the progress of
the complaint, dividing it into three distinct stages. — 1st,
an increase, — 2dly, of depression, — and 3dly, of imper-
fect reaction.

648. Account of the morbid appearances after death,
explaining the circumstances of the case, and the situa-
tion on the property of the different cases (647) that
have been given to the disease, and a new and original
TREATMENT OF ACUTE HYDROCEPHALUS.

649. *Prædisposing Causes*. — A peculiar
constitution, evidently allied to anæmia, — either heredi-
tary, — and usually marked by hectic and hectic
frame of body, marked by hectic and hectic in
disposition, — and sometimes by a peculiar form of the
head: — Imperfect coarctation, from Scabies,
Nevus, Small Pox, Whooping Cough, &c.

650. *Occasional or Exciting Causes*. —
whatever can produce considerable pressure of the in-
flammatory kind, is chiefly predisposed to the disease,
e. g. sudden refrigeration, — the rupture of vessels,
and of worms, especially if attended with hæmorrhage.
Etiology consisting and partly entirely changed. — The
cause of the brain itself, being often, that the it from
anæmia to other causes, formed within its substance.
— These causes include, but are not limited to their opera-
tion; e. g. suppression, the suppression of quantity, of
Tons Capitis, and of other symptoms, — leading to the
disease, &c.

651. *Of the Prædisposing Cause*. — Consideration
of the disease, and comparison of it with Pleurisy in
adults (100). — leading to the conclusion, supported by



only curable stage, from the manner in which the disorder fatally *terminates*.

647. Striking changes of symptoms in the progress of the complaint, dividing it into *three* distinct stages,—1st, of *irritation*,—2dly, of *oppression*,—and 3dly, of *ineffectual reaction*.

648. Account of the morbid appearances after death, explaining the circumstances of par. 647 ;—with strictures on the propriety of the different names (644) that have been given to the disease ; and a new one offered :

PARAPHRENITIS HYDROCEPHALICA.

649. PREDISPOSING CAUSES ;—A peculiarity of constitution, evidently allied to scrophula,—often hereditary,—and usually marked by irritable and delicate frame of body, acuteness of intellect, and liveliness of disposition,—and sometimes by a peculiar form of the head : — Imperfect convalescence from Scarlatina, Measles, Small Pox, Whooping Cough, &c.

650. OCCASIONAL OR EXCITING CAUSES,—whatever can produce considerable pyrexia of the inflammatory kind, in children predisposed to the disease, *e. gr.* sudden refrigeration ;—the irritation of teething, and of worms, especially if attended with convulsions.—Bilious vomiting and purging suddenly checked.—Disease of the brain itself, from blows, falls, &c. or from scrophulous or other tumours formed within its substance.—Other causes alledged, but less obvious in their operation, *e. gr.* suppression, or spontaneous metastasis, of Tinea Capitis, and of other eruptions,—healing of old ulcers, issues, &c.

651. OF THE PROXIMATE CAUSE. General view of the disease, and comparison of it with Phrenitis in adults (300),—leading to the conclusion (supported by

the means of cure acknowledged to be the most effectual), that the affection of the brain, though the immediate cause of death where the case ends fatally, is yet, in general, only A CONSEQUENCE OF INFLAMMATORY IRRITATION, WITH DIMINISHED OR ALTERED FUNCTION, OF THE LIVER.

652. DIAGNOSIS. Difficulty of distinguishing this disease in its early stage, from the febrile state occasioned by Dentition or by Worms,—owing to their having many symptoms in common :—circumstances in which they agree ;—others in which they differ ; and importance of a timely discrimination to the safety of the patient.


653. PROGNOSIS,—even in the FIRST stage (647) *doubtful* ;—in the SECOND *very unfavourable* ;—and in the THIRD *uniformly hopeless*. Particular circumstances denoting one or the other of these.


654. TREATMENT. — This, to give a tolerable chance of success, must be decisive,—be entered upon early,—and pursued with vigour. The chief indications are—

A. To diminish the inflammatory action of the brain directly, by venesection, leeches, cupping, blisters, and digitalis,—according as the symptoms are urgent, and as the case partakes most of the *tonic* or *atonic* form.

B. To take off congestion or irritation from the Hepatic system, by the use of purgatives, but especially by the employment of MERCURY, so as to empty that organ, and to restore its free secretion and excretion.

C. To aid these (A and B) by the use of—Opiates, —Antacids,—Diaphoretics,—Diuretics?—&c. &c.—Directions for the management of these means respectively.





655. Consideration of the proposal to evacuate the effused fluid by puncture; and the necessary fatality of it demonstrated.

OF DYSPEPSIA, OR INDIGESTION.

656. SYN. *Bradypepsia*,—*Diaphora*,—*Apepsia*.

657. Vast importance of the stomach shewn, as—the laboratory of nourishment,—the great center of Sympathy, — and the prolific source of multiform disease.

658. Short sketch of the functions of the stomach in its healthy state,—with reference to the Lectures on Physiology for a fuller exposition.—Periodical recurrence of appetite or hunger differently accounted for;—is probably a compound sensation.—Processes which the food successively undergoes—of Mastication and Deglutition;—Solution and Conversion in the Stomach; extrusion thence in the form of Chyme;—junction with the Bile and Pancreatic Liquor;—formation of Chyle, and its absorption by the lacteals.—General remarks on the best established theory of digestion;—on the qualities of the Gastric Liquor,—the appropriate food of different classes of animals,—the omnivorous nature of MAN,—the influence of habit with respect to food,—and the remarkable cravings and antipathies of individuals.

659. GENERAL CHARACTER. Irregular, but commonly deficient appetite;—occasional craving, without relish in satisfying it;—apepsia, loathing;—nausea, and sometimes vomiting;—sense of load and distension after meals, followed by eructations of air, &c.—acid, nidorous, pungent, or insipid.—Mouth and fauces generally


dry, and tongue white, or yellow.—Bowels generally irregular, oftenest costive, sometimes lax, or each by turns.


660. The above symptoms, accompanied with a host of others termed *Nervous*, infinitely varied in individuals, and often more distressing than the primary ones; *e. gr.* headache,—flying pains,—noise in the ears,—giddiness, temporary absence of mind,—impaired memory;—unrefreshing sleep,—terrific dreams,—unusual timidity,—despondency of mind;—in a word, with all the train of complaints marking Hysteria and Hypochondriasis, as they appear in their respective constitutions.

661. Remarks on several of the symptoms (659), and on the exterior marks of constitution or habit of those persons, in whom particular ones more especially occur.

662. PREDISPOSING CAUSE;—original constitution;—sometimes apparent only in defective function of the Stomach itself, at others evidently connected with want of Tone and Vigour of the body at large.

663. EXCITING CAUSES;—these divisible into *two* kinds, viz.—A. such as operate directly on the Stomach,—and—B. such as affect it through the medium of the general system.—A. Want of due mastication, and commixture of food with the saliva;—proofs and illustration of this, and remarks on the antizymic property of the saliva.—Food either in itself difficult of digestion, or so with respect to the individual;—over-distension of stomach from excess in the quantity of food or drink;—compression of the stomach from posture, &c.—violent exercise or succussion of the body after a full meal,—illustrated by ingenious experiment of professor Harwood of Cambridge:—abuse of acid and acescent articles of food,—and of stimulating condiments, or spi-





ritous liquors;—frequent and copious use of warm diluents:—certain articles of the narcotic kind, *e. gr.* Tobacco,—Tea,—Opium,—Bitters, &c.—B. Sedentary inactive life;—cold damp atmosphere;—grief, anxiety, and other passions and affections of the mind;—intense application to study or business; *Venus immodica*.—Examples of the effects of these several agents (662-3) in individuals,—in particular occupations,—and in certain classes of men.

664. The Stomach, from its extensive sympathy, often a partaker of morbid irritation communicated from other organs; when it frequently displays symptoms so violent, and apparently so confined to itself, as to make the *primary* and *proper source* be altogether overlooked.—Instances of this in the successful treatment of seemingly Idiopathic Dyspepsia, by remedies which manifestly and chiefly operate upon other organs, and exert little or no immediate beneficial influence upon the Stomach.

665. PROXIMATE CAUSE OF IDIOPATHIC DYSPEPSIA. A defect in the quantity or quality of the gastric fluid, the consequence of impaired secretory function of the stomach; but probably commensurate with the state of its tone and vigour as a *muscular* organ.

666. TREATMENT. Importance of previously ascertaining whether the dyspepsia be constitutional or acquired—whether idiopathic or symptomatic,—whether arising merely from errors in diet, or other extrinsic agents,—or, owing to a morbid state of the Stomach independently of these.


667. The principal indications are,—1st, To avoid, remove, or as far as may be, duly regulate, those things

enumerated as exciting causes (663).—2dly, To relieve urgent symptoms,—as cardialgia,—acidity,—costiveness, or purging,—and pain.—3dly, Improving the vigour of the stomach, and of the system at large.

668. FIRST INDICATION.—Difficulty of accomplishing it in many cases,—sometimes from the circumstances of the patient, but often from the force of inveterate habits.—Allowance necessary, (under certain restrictions) for custom and constitutional peculiarities in regard to articles of food.—General indications as to the proper *kind* of food,—drawn from the obvious prevailing state of the stomach, *e. gr.* acid,—nidorous,—pituitous;—and from the exterior character of the patient.—Regulation as to *quantity*;—abuse of the common precept of *eating little and often*, pointed out and explained.—Directions with regard to *dilution*, or the taking in of liquids.

669. SECOND INDICATION.—Means of fulfilling it.—Cardialgia the effect of opposite chemical qualities of the gastric contents, viz. septic,—acid,—rancid;—respectively relieved by—acids,—alkalies:—choice of the first,—Sulphuric, Nitrous, and Muriatic Acids,—native Vegetable Acids,—Carbonic Acid Gas;—of the second,—Soda,—Potassa,—Ammonia,—Magnesia,—Chalk,—Lime Water;—according to the circumstances of the case.—*Obviating costiveness*;—the milder cathartics most suitable; choice of these according to circumstances. Bile the natural tonic and laxative;—indication of increasing its quantity when deficient, and correcting its quality when depraved,—how best fulfilled.

670. Why emptying the stomach by Emetics seldom required; and why their frequent use injurious:—under



what changes they may be employed, and the
kinds most proper.

671. Remedy of pain, distension, &c. caused by the
menstrual above (668).—Occasionally by Anodynes
and other remedies, and chiefly by Opium!—
Choice and management of these respectively.

672. Tonic, evacuation, (667) why when in-
dicated in this. Tonic remedies—why when in-
dicated but little tonic—and why Opium not in this
than Aromatic or Simple Bitters. The proper regimen
of Simple Bitters, and when to be given in their use
(619).—Cholera not often curable, and why—
when indicated.—Directions for the choice, and man-
agement of these remedies.

673. Of the kinds of Exercise most proper to
superior.—of Friction.—of Amendment and relaxation
of mind.—The temperance of the body variable, &c.
papers.—of diet defective.—regulation of Clothing.—
Of Bathing.—its Effects.—its Application.—and Direc-
tions for its use.

674. Observations on a peculiar species of Dyspepsia,
the Cardiac or gastric of Linnæus.—the Pyrosis or
Gulor.—its Situation.—its Symptoms.—its
Causes.—its Treatment.

*675. Observations on a peculiar species of Dyspepsia,
the Cardiac or gastric of Linnæus.—the Pyrosis or
Gulor.—its Situation.—its Symptoms.—its
Causes.—its Treatment.*

676. Particulars in the management of
this kind of Dyspepsia, and the
management of the
management of the
management of the

677. Particulars in the management of
this kind of Dyspepsia, and the
management of the
management of the

576. Dicit Scotus, quod spiritus arden-
tes bibens solitor occupat -

what circumstances they may be employed,—and the kinds most proper.

671. Removal of pain obtained—sometimes by the means noticed above (669),—occasionally by Aromatics and other stimulants,—most effectually by Opiates:—choice and management of these respectively.

672. THIRD INDICATION (667);—why often limited in this.—Tonic remedies;—why simple astringents but little tonic,—and why Cinchona less so here than Aromatic or Simple Bitters. The modus operandi of Simple Bitters, and cautions requisite in their use (416).—Chalybeates not often serviceable, and why:—when indicated.—Directions for the choice, and combination of these remedies.

673. Of the kinds of Exercise most suitable to dyspeptics;—of Friction:—of Amusement and relaxation of mind.—The temperature of the body variable in dyspepsia,—oftenest defective:—regulation of Clothing.—Of Bathing;—its frequent misapplication,—and directions for its use.

* * *

674. Observations on a peculiar species of Dyspepsia; the *Cardialgia sputatoria* of Linnæus,—the *Pyrosis* of Cullen,—in Scotland termed the *Water-brash*;—appropriate name GASTRODYNIA SPUTATORIA.

675. CHARACTER. Sudden and violent attack of pain at the stomach, with copious discharge of colourless, insipid, and generally cold fluid, resembling saliva, from the mouth, fauces, and œsophagus.

676. Particularly frequent in certain countries;—remarks on the condition in life,—the food, &c. of those whom it chiefly affects.

677. Probable nature and cause of the disease.—Re-

medies most effectual in relieving the fit, and preventing its recurrence: — Opiates, — Ammonia, — Æther; — Tinct. Guaici, — Aqua Picis, — Stimulant plasters; — change of diet.

* * *

678. SCIRRHOUS PYLORUS often mistaken for ordinary Dyspepsia; and Hepatic Disease for both. Importance of an early discrimination between them, — and circumstances which will tend to this, in — the age, and exterior character of the patient, — the seat of the pain, — state of the appetite, — sensations after eating, — vomiting of the food, — state of the bowels, — progressive increase of symptoms, — marasmus, &c. —


679. Observations on the remedies commonly employed: — Cicuta: — Mercury; — Opium; — Extr. Hyoscyami; — Blisters, Setons: — Tepid Bath. — Of the food most proper.

OF JAUNDICE.

680. SYN. *Ικτερος*, *Græc.* — Icterus: — *Aurigo*; — *Morbus Regius, vel arquatus, vel arcuatus, Lat.* — *Jau-nisse, Fr.*

681. CHARACTER. Yellowness taking place over the whole surface of the body, — but first and most conspicuously in the eyes, and roots of the nails; — Urine thick, of a deep yellowish brown colour, and tingeing white substances immersed in it of a yellow hue; — bowels generally costive, but sometimes loose, — with clay-coloured, or unusually pale stools; — languor, lassitude, drowsiness, — itching of the skin; — altered, and generally impaired, appetite.

682. Detailed description of the commencement and progress of the disease; — and variations occasionally



the ... of ... in ... the ... and ...
is ... - ... - ... - ... - ...
The ... - ... - ... - ... - ...
... of ...

The ... of ... is ...
... and ... for ...
... of ...
... which ...
... of ...
... after ...
... of ...
... of ...

The ... of ...
... - ... - ... - ...
... - ... - ... - ...
... - ... - ... - ...

OF ...

The ... of ...
... - ... - ... - ...
... - ... - ... - ...

The ... of ...
... and ...
... of ...
... and ...
... of ...
... and ...
... of ...

The ... of ...
... and ...


... the ... of the ... and ... of the ...

... the ... of the ... and ... of the ...

... the ... of the ... and ... of the ...

... the ... of the ... and ... of the ...

... the ... of the ... and ... of the ...



observed in the state of the pulse,—respiration, stomach, intestines, skin, &c. according to the constitution and previous health of the patient, and the nature of the exciting cause.

683. Distinction of Jaundice into—idiopathic and symptomatic;—into continued, and periodical or recurrent,—into febrile, and non-febrile;—into yellow, and black (*Icterus*, and *Melasicterus* of authors.)

—684. EXCITING CAUSES. Compression of the biliary ducts, particularly the *ductus communis*,—by posture,—by advanced pregnancy;—by tumours of neighbouring parts, *e. gr.* steatomatous Omentum,—scirrhus Pancreas, &c.—partial inflammation affecting the larger ducts;—scirrhus,—ossific deposit?—or tubercles in the liver;—inspissated bile;—biliary concretions:—lumbrici occupying the gall bladder?—Consideration of these, and of the circumstances necessary to ascertain, or at least render probable, the existence of one or other of them.—Strictures on the propriety of denominating species of the complaint, from causes which often cannot be ascertained during life.

685. Other remote causes sometimes adduced, but less evident in their operation, and more difficultly explained; *e. gr.* Spasm of the ducts,—passions of the mind,—as anger,—fear,—grief,—terror,—surprize, &c.—injuries done to the brain;—suppression of menstrual, or hæmorrhoidal discharge;—drying up of habitual ulcers;—metastasis of eruptions:—the bites of poisonous animals?

686. Observations on the secretory and excretory function of the Liver—on the leading and characteristic symptoms of the disease,—and on the circumstances in

which the several remote causes (684-5) concur in producing.


687. **THE PROXIMATE CAUSE**, viz. a considerable or total obstruction to the passage of the Bile into the Duodenum, and a consequent absorption or regurgitation of it, into the circulating mass.

688. Examination of the cases and dissections adduced to support the opinion—that jaundice may occur without any obstruction to the free exit of the Bile;—and solution of the difficulty upon principles consistent with each other, and illustrative of a comprehensive theory respecting the nature of the Hepatic Function, and its influence in various forms of disease.

689. Appearances on dissection; and inquiry into the change alledged to take place in the colour of objects.

690. **THE PROGNOSIS** must be formed upon a consideration of the age, constitution, and previous health of the patient,—the degree and continuance of the disease,—the cause giving rise to it,—the effects it has produced,—and its being simple, or complicated with other disorders.—*Favourable circumstances*;—youth and previous general health,—appetite and strength little impaired,—absence of fever,—and of pain on pressure.—*Unfavourable circumstances*;—advanced life,—cachectic or scrophulous constitution,—pain and tenderness of the hepatic region,—symptomatic pyrexia,—hydropic tendency,—hæmorrhage, or ecchymoses.

691. **TREATMENT.** As the cure essentially consists in removing the obstruction to the free egress of the Bile from the Liver, the treatment will vary according to the nature of the cause giving rise to that (684-5):—the chief indications then will be——



A. To lessen inflammatory action if present:—by Bloodletting, general and topical;—blisters;—tepid bath;—Anesthetics, &c.

B. To alleviate pain, and to relieve spasmodic contraction:—by Opium—alcohol, or combined with Camphor and Anesthetics, &c.—Elixirs, &c.


C. To evacuate congested bile, mucus, or bilious concretions, &c. &c. by the duct:—by Emetics—Cathartics;—&c. of their most proper.

D. To remove serous or other effusions of the Liver itself, or of contiguous parts:—by Mercury—Cathartics, &c.

E. To supply the want of bile in the alimentary canal;—and to assist in carrying off that which flows in the circulating mass:—by Bitters;—Astringents;—Diuretics;—Diaphoretics.

Lastly, F. To support the strength, until the inflammation be removed:—by Food and of digestion, and suited to the general circumstances of the patient's constitution and actual strength.

§ 22. Observations on the nature, frequency, and variety of bilious concretions, or Gall Stones, illustrated by specimens, &c. &c. and on the remedies that have been proposed for dissolving them while lodged in the gall bladder;—or duct:—Remarks on various articles recommended as powerful specific poisons in the case of Jaundice, viz. raw eggs;—combination of Ether and Oil of turpentine;—Ext. Fungus;—Dec. Alum. Calcis;—Astringes, spirituous and astringent;—Bitters vegetable, &c. &c.



A. To lessen inflammatory action if present:—by Bloodletting, general and topical;—blisters;—tepid bath;—Antimonials, &c.

—B. To alleviate pain, and to relax spasmodic constriction:—by Opiates—alone, or combined with Calomel and Antimonials, &c.—Electricity?

C. To evacuate inspissated bile, mucus, or biliary concretions, blocking up the ducts:—by Emetics,—Cathartics;—kinds of these most proper.

—D. To remove scirrhus or other affections of the Liver itself, or of contiguous parts:—by Mercury,—Cicuta, &c.

E. To supply the want of bile in the alimentary canal,—and to assist in carrying off that which floats in the circulating mass:—by Bitters;—Antacids;—laxatives:—Diuretics and Diaphoretics.

Lastly, F. To support the strength, until the obstruction be removed:—by Food easy of digestion, and suited to the general circumstances of the patient's constitution, and natural cravings.

692. Observations on the nature, formation, and variety of biliary concretions, or Gall Stones, illustrated by specimens, &c.;—and on the remedies that have been proposed for dissolving them while lodged in the gall-bladder,—or ducts.—Remarks on certain articles recommended as possessing specific powers in the cure of Jaundice, viz. raw eggs;—combination of Æther and Oil of turpentine;—Ext. Taraxaci;—Dec. Gram. Canni;—Alkalies, supercarbonated and caustic.—Native vegetable acids, Nitric Acid, &c. &c.


OF DIABETES.

693. SYN.—*Dipsacus*;—*Hydrops ad matulam*;—*Polyuria*;—*Chyluria*;—*Cachexia urinaria*? Origin and meaning of these terms respectively.

694. CHARACTER. Urine either having a saccharine quality,—being inordinate in quantity,—or both;—accompanied with dry or parched skin,—unusual craving for food and drink,—wasting of the flesh and strength,—and hectic pyrexia.

695. Detail of symptoms which generally attend the rise and progress of the disorder,—and the considerable variations which occur in individual cases.—Division of the complaint into two *species*, or rather, perhaps, into two distinct *forms*, viz. the *D. insipidus*, and *D. mellitus*,—with their characteristic marks,—the train of symptoms by which they are respectively accompanied,—their comparative frequency,—and the difference in their result.—Names designative of each proposed,—*Polyuria debilitans*,—and *Melituria tabifica*.

696. Chronological sketch of the disease, as noticed by different authors,—with an account of the principal theories offered by eminent physicians respecting its particular nature and seat, viz. by Aretæus,—Dr. Mead,—Dr. Home,—Dr. Cullen,—Dr. Dobson,—Dr. Darwin,—Dr. Rutherford,—Dr. Rollo,—Dr. Lubbock,—Dr. Watt.—Examination of these seriatim; and reasons for concluding, that the *two forms* (696) of the disease, respectively depend upon morbid states of different organs or functions.—Account of the appearances after death;—and application of them to illustrate and confirm this conclusion.—Strictures on the nosological




OF DISEASES

181. *On the Nature of Diseases, and the Principles of their Cure.* — *By James G. Wilson, M.D.* — *Containing a Treatise on the Principles and Practice of the Art of Healing, and on the Nature of the Human Body, and on the Principles of the Art of Medicine.*

182. *On the Nature of Diseases, and the Principles of their Cure.* — *By James G. Wilson, M.D.* — *Containing a Treatise on the Principles and Practice of the Art of Healing, and on the Nature of the Human Body, and on the Principles of the Art of Medicine.*

183. *On the Nature of Diseases, and the Principles of their Cure.* — *By James G. Wilson, M.D.* — *Containing a Treatise on the Principles and Practice of the Art of Healing, and on the Nature of the Human Body, and on the Principles of the Art of Medicine.*

184. *On the Nature of Diseases, and the Principles of their Cure.* — *By James G. Wilson, M.D.* — *Containing a Treatise on the Principles and Practice of the Art of Healing, and on the Nature of the Human Body, and on the Principles of the Art of Medicine.*



place assigned to Diabetes by Sauvages, and by Dr. Cullen.

697. PREDISPOSING CAUSE. Uncertainty respecting the precise nature of that state of the system which gives a tendency to the *Melituria tabifica*; but probability of its being often original and constitutional,—and therefore occasionally hereditary;—several striking instances of this related.

698. EXCITING CAUSES. Various and opposite ones mentioned by authors,—agreeing only in the circumstance of their ultimately weakening the tone and vigour either of the System at Large, or of particular organs, in persons already disposed to the disease,—*e. gr.* preceding complaints of the febrile kind, especially Intermitting Fevers;—the excessive use of cold watery fluids—or of articles acting particularly upon the renal secretion;—falls, blows, strains, or other injuries inflicted on the loins, and thereby affecting the kidneys;—torpid, or obstructed and sluggish state of the Liver;—&c.

699. PROXIMATE CAUSE—in *Polyuria debilitans* a state of the Uropoeietic vessels seemingly analagous to that of the exhalents in dropsy, (595);—in *Melituria tabifica* a perverted condition of the Digestive or Assimilatory functions, whereby the food is converted into blood of a loose texture, and of a quality neither fitted for the due nourishment and support of the body, nor for supplying the principles necessary to give the usual character and properties to the several secreted and excreted fluids.

700. DIAGNOSIS. This easy between Diabetes and any other disorder; and only necessary between the two forms of itself (695):—marks denoting these respectively.

701. PROGNOSIS.—To be drawn from the form of the disease,—its duration,—and consequences,—together with a consideration of the remedies already employed, and the effects they have had:—but, generally speaking, rather favourable in *Polyuria debilitans*,—and the contrary in *Melituria tabifica*.—Account of the unexpected, speedy, and fatal way in which the disease has occasionally been observed to terminate, with the appearances on dissection.


702. THE TREATMENT. — Necessarily different, accordingly as the disease consists merely in *augmented quantity*, or in *altered quality* of the Urine;—or if these are combined, to the proportion of the one to the other. —The chief indications then, will be—

A. To increase or restore the perspiratory function, and thereby lessen the unusual determination to the kidneys;—by Diaphoretics—the tepid bath;—friction with oil;—exercise;—warm clothing;—change of climate, &c.—

B. To correct the peculiar morbid state of the Chylopoietic or Sanguific functions, which occasions the saccharine quality of the Urine;—by removing such obviously diseased action as may be detected in any of the organs concerned in this process, whether the Kidneys,—Stomach,—Liver,—Lungs, &c.—

C. To lessen or prevent the formation of saccharine matter, by abridging the use of Vegetables, or confining the patient almost entirely to Animal diet,—aided by medicines which seem the most remote from any thing like a vegetable acescent or saccharine quality,—*e. gr.* Sulphur,—Sulphuret of Potass,—Sulphurated Ammonia, &c.

D. To produce a sudden and general change of action



108. *Prognosis.*—To be drawn from the form of the disease,—its duration,—and consequences,—together with a consideration of the remedies already employed, and the effects they have had.—But, generally speaking, unless remediable by *Polyuria definitiva*,—and the course of *Albuminuria vesicae*.—Account of the unexpected, speedy, and last way in which the disease has occasionally been observed to terminate, with the appearances on dissection.

109. *The Treatment.*—Necessarily differs, according as the disease consists merely in augmented quantity, or in altered quality of the Urine;—or if these are combined, to the proportion of the one to the other.—The chief indications then, will be—

A. To increase, or restore, the perspiratory function, and thereby lessen the unusual determination to the kidneys;—by Diaphoretics—the tepid bath;—friction with oil;—exercise;—warm clothing;—change of climate, &c.

B. To correct the peculiar morbid state of the Chlorogenic or Sanguific functions, which occasions the albuminous quality of the Urine;—by removing such obviously diseased action as may be detected in any of the organs concerned in this process, whether the Kidney,—Stomach,—Liver,—Lungs, &c.

C. To hinder or prevent the formation of saccharine matter, by avoiding the use of Vegetables, or confining the patient almost entirely to Animal diet,—joined by medicines which seem the most remote from any thing like a vegetable essent or saccharine quality,—e. g. *Nitricum*.—*Sulphuric Acid*.—*Sulphurated Ammoniac*, &c.

D. To produce a sudden and general change of action

in the Urinary System, by reducing the quantity of blood to a due balance with the power of the vessels, -- by Viscosity, repeated from time to time, according to the degree of effect observed to result from it.

B. To assist in restoring the body at large to its prime vigour, -- by various tonic remedies, as China, -- Sulphuric Acid, -- Bitars, -- Cinchona, -- Cold bath, -- &c.


793. Remarks on particular remedies recommended in Diabetes, with indications for and against them, and the principles on which their utility may be explained, and the forms (69) of the disease to which they would appear especially adapted. -- Aloe in various forms, -- Castor, -- Uva Ursi, -- Marsh-mallows, -- Tart. Emetic, -- Elect. and other stimulus application, to the Skin, -- Night-balm, -- warm bath, -- Aqua Colica, -- Sulphur, and its compounds, with alkalis, -- Acidum Camphoratum Sals. Martis, -- &c. &c.

URINARY CONCRETIONS.

794. *Syr. Lithon.*, *Vesiculae Maculae*, -- *Concretio urivaria Aquea*, -- *Angina Crassa* and *Urethra*.

795. Difficulty of giving any distinct and precise character to this disease, from the difficulty, in Similitudo, Similitudo, and Synonymy, of the organs affected, -- from the variety, both in number and degree, of the Symptoms, -- from many which are totally equivocal, being found to arise from other causes, -- and from Calculi being discovered after death, in the Urinary bladder of persons who had never experienced any particular complaint, relative to their practice.

796. Urinal symptoms of Calculus, or of the Urinary process in the Aquea, -- Part in the Urine, or



in the Sanguiferous System, by reducing the *quantity of blood* to a due balance with the *power of the vessels*,—by Venesection, repeated from time to time, according to the degree of effect observed to result from it.

E. To assist in restoring the body at large to its pristine vigour,—by various tonic remedies, as Cinchona,—Sulphuric Acid,—Bitters,—Chalybeates,—Cold bath,—&c.

703. Remarks on particular remedies recommended in Diabetes, with testimonies for and against them;—the principles on which their utility may be explained, and the *forms* (695) of the disease to which they would appear especially adapted;—Alum in various forms,—Catechu,—Uva Ursi;—Rhubarb;—Tinct. Cantharidis;—Blisters, and other stimulant applications to the loins;—tight belt;—issues and setons;—Aqua Calcis;—Sulphur, and its combination with alkalies:—Acidum Citricum Sodæ Muriate;—&c. &c.

URINARY CONCRETIONS.

704. SYN. *Lithiasis*, Vogel and Macbride.—*Calculus urinarius* Auctorum:—Anglicè *Gravel* and *Stone*.

705. Difficulty of giving any short and precise character to this disease, from the difference in Situation, Structure, and Sympathy, of the organs affected;—from the variety, both in number and degree, of the Symptoms;—from many which are thought characteristic, being found to arise from other causes;—and from Calculi being discovered after death, in the kidneys and bladder of persons who had never made any particular complaint indicative of their presence.


706. Usual symptoms of Calculus, or of the *lithopoeietic process* in the *Kidney*;—Pain in the region of

the kidney, increased on motion;—sometimes violent pain referred to the Stomach, accompanied with nausea and vomiting;—at others, dull pain stretching along the Ureter, with numbness of the thigh, and retraction or pain of the testicle on that side:—Urine variable, sometimes pale and copious,—oftener high coloured and scanty, and depositing a lateritious sediment,—minute red crystals,—pus,—or blood:—occasionally attended by pyrexia.

707. **CYSTIC CALCULUS** commonly marked by frequent, difficult, and painful discharge, sometimes with sudden suppression, and sometimes with constant stillicidium, of urine:—dull pain and sense of weight affecting the perinæum, urethra, and rectum;—itching or dull pain of the glans penis:—Urine as in par. 706, or loaded with mucus.

708. **DIAGNOSIS.** Circumstances serving to distinguish Lithiasis from the symptoms occasioned by Lumbago,—stricture of the Urethra,—enlarged Prostate,—thickened bladder, &c.

709. **CAUSES:**—*Predisposing*,—a constitutional disposition strikingly prevalent in individuals,—often obviously hereditary,—very frequently connected with Gout, and commonly with Indigestion:—*Exciting*;—whatever tends either directly or indirectly to weaken the tone of the urinary organs, *ex. gr.* inflammatory irritation, whether arising spontaneously under general fever,—from cold applied to the loins and pelvis,—from gouty or rheumatic matastasis,—from mechanical injury, as blows, falls, strains, hard riding, &c.—or from articles specifically affecting the urinary passages, as Cantharides, Turpentine, &c.—the excessive use of neutral saline diuretics;—the use of hard water.—Long confinement to a recumbent posture;—too long retention of urine;—Sedentary inactive life;—Indigestion;—Foreign bodies



introduced into the bladder.—Why Urinary Inflammation is subject to variety, and its frequency in the bladder than in the Uterus.

710. Account of the progress, and of the consequences of stone in the bladder.—the singular varieties occasionally forming their nucleus.—the difference in their shape, colour, texture, &c.—and the various symptoms to the same effect during its progress.—Illustrated by specimens.

711. Chemical examination of Urinary Calculi.—the variety in the kind, and properties, of their component parts, connected with their external character, the symptoms they excite, and the state of the Urinary system.—explaining the efficacy of opacities and other remedies, and affording grounds for their employment a priori.


712. Inquiry into the nature of the vesical stone, the production of Urinary Calculi.—its analogy to, and its frequent connection and alternation with those of the Uterus, and reasons for believing, that they are only modifications of the same disease, or affecting organs differing in structure, function, &c.

713. Paganismus.—To be drawn from the age and constitution of the patient.—the duration.—degrees.—and form of the disease.—its effects upon the general system, or the particular parts.—the kind of remedies already employed, and their result.

714. Treatment.—The plan will be either radical, or merely palliative, according to circumstances. The general indications are—

A. To diminish every symptom, as inflammation, pain, spasm, &c.—by Medicines general, or topical.—when necessary.—the diet.—the regimen.—the fluids.—the posture, &c.—the use of the Air-bath, &c.—the use of the Bath, &c.

B. To expel, dissolve, or otherwise remove the Stone.



introduced into the bladder.—Why Women less subject to urinary calculi, especially of the bladder, than Men.

710. Account of the prodigious size, or great number of stones recorded;—the singular articles occasionally forming their nucleus;—the difference in their shape, colour, texture, &c.—and the variation observable in the same calculus during its increase;—illustrated by specimens.

711. Chemical examination of Urinary Concretions;—the variety in the kind, and proportion, of their component parts, connected with their external character, the symptoms they excite; and the state of the Urine;—explaining the efficacy of opposite anti-lithic remedies; and affording ground for their employment *a priori*.

712. Inquiry into the nature of the morbid state productive of Urinary Calculus;—its analogy to, and its frequent connection and alternation with Gout shewn; and reasons for believing, that they are only modifications of the same disease, as affecting organs differing in structure, functions, &c.

713. PROGNOSIS.—To be drawn from the age and constitution of the patient;—the duration,—degree,—and form of the disease;—its effects upon the general system, or the particular parts;—the kind of remedies already employed, and their result.

714. TREATMENT. The plan will be either *cure*, or *merely palliative*, according to circumstances. The general indications are,—

A. To mitigate urgent symptoms, as inflammation, —pain,—spasm, &c.—by Bloodletting general or topical;—warm bath;—fomentations;—laxatives;—Digitalis?—Opiates, alone or with Antimonials,—in glyster, &c.

B. To expel, dissolve, or otherwise remove Concre-

tions already formed ;—by mild diuretics,—mucilaginous diluents ;—articles possessing a chemically solvent power on calculi *out* of the body, and concluded to exert a lithontriptic one *within* it, *e. gr.* caustic and mild alkalies, in different forms ;—Lime Water ;—Soap ;—Acids, particularly the Carbonic and Muriatic ;—Phosphoric Acid ?—Proposal of injecting insolvents into the bladder,—and of performing Nephrotomy,—considered. Account of modes proposed to remove Calculi lodged in the Urethra, without cutting.

C. To correct that state of the System, or of the Urinary Organs, upon which the *formation* of Calculi depends (712),—by regulation of Diet and Regimen, adapted to the case ;—correcting morbid state of Digestion (See *DYSPEPSIA*):—Uva Ursi, and other Astringents :—Turpentine and Balsams.


715. Remarks on particular remedies ;—Greenfield's combination of Cantharides in substance, and Camphor ;—Mrs. Stephens's solvent.—Chittick's nostrum, &c.

OF ASTHMA.

716. Derivation and meaning of the name.

717. **GENERAL CHARACTER** : difficulty of breathing recurring at intervals, accompanied with sense of straitness and oppression in the chest, and sonorous respiration ; generally also with cough, at first short and difficult, but towards the end of the paroxysm more free, and often with copious expectoration of mucus.

718. Distinction between *Dyspnœa*, *Orthopnœa*, and *Asthma* ; and the appropriate application of these terms to different states and forms of difficult breathing pointed out.




719. Division of Asthma into *idiopathic*,—and *symptomatic* (*A. Nervosum*,—*Angustospirium*,—*Arteriosum*,—*crustaceum*); and importance of this in a curative view.

720. Detail of symptoms which generally precede, accompany, and follow its progress; and occasional variation of these, exhibiting the different forms it assumes, and accounting for the terms of *spasmodic* and *periodic*,—*humid* and *dry*,—*catarrhal*, and *spasmodic asthma*, given to it by authors.

721. Causes:—*Predisposing*—a peculiarity of constitution, especially with respect to the Lungs, and this often hereditary:—*Exciting*,—arising from various organic diseases of the lungs, heart, diaphragm, &c.;—*pituita*;—distension of stomach;—sudden refrigeration, especially from cold air when the body is overheated;—drinking very hot, or otherwise heated air;—winding various kinds of dust,—vapours, or acid vapours;—*nocturnal* gusts;—*barometrical* changes;—certain conditions of the air, independent of temperature, or moisture, and operating differently upon different patients;—*excitaneous* motions, or suppression of customary discharges;—*position* of the body;—*particular* actions, &c.

722. Examination of the proximate cause of the Asthmatic paroxysm, as alleged by different writers; and investigation of its probable nature and seat, founded on a consideration of the symptoms, and progress, &c. and leading to a consistent plan of treatment.

723. *Differential*. Circumstances distinguishing Asthma from Catarrh, Croup, Hydrothorax, and Angina Pectoris;—and from the difficulty of breathing which sometimes attends Hysteria, Hypochondriasis, Intermittent



719. Division of Asthma into *idiopathic*,—and *symptomatic* (*A. hystericum*,—*hypochondriacum*,—*arthriticum*,—*exanthematicum*); and importance of this in a curative view.

720. Detail of symptoms which generally precede, accompany, and follow the paroxysm; and occasional variation of these, explaining the different forms it assumes, and accounting for the terms of *continued* and *periodic*,—*humid* and *dry*,—*catarrhal* and *spasmodic* asthma, given to it by authors.

721. CAUSES:—*Predisposing*—a peculiarity of constitution, especially with respect to the Lungs, and this often hereditary:—*Exciting*,—irritation from various organic diseases of the lungs, heart, diaphragm, &c.;—plethora;—distension of stomach?—sudden refrigeration, especially from cold air when the body is overheated:—breathing very hot, or otherwise rarified air;—inhaling various kinds of dust,—smoke, or acrid vapours;—mephitic gases;—metallic fumes;—certain conditions of the air, independent of temperature or moisture, and operating differently upon different patients; exanthematic metastasis, or suppression of customary discharges;—passions of the mind;—particular odours, &c.

722. Examination of the proximate cause of the Asthmatic paroxysm, as alledged by different writers; and investigation of its probable nature and seat, founded on a consideration of the symptoms, exciting causes, &c. and leading to a consistent plan of treatment.

723. DIAGNOSIS. Circumstances distinguishing Asthma from Catarrh, Croup, Hydrothorax, and Angina Pectoris;—and from the difficulty of breathing which sometimes attends Hysteria, Hypochondriasis, Intermit-

ting Fevers, &c. or is owing to foreign bodies accidentally getting into the trachea.


724. PROGNOSIS;—except where the constitution is unimpaired,—the disease recent,—not hereditary,—and arising from some metastasis,—generally unfavourable:—but often recurs with severity for many years, and seldomer proves fatal from the violence of the paroxysm, than from inducing hydrothorax, &c.


725. THE TREATMENT varies considerably accordingly as the disease occurs in a plethoric or exsanguious habit,—as it is idiopathic or symptomatic (719),—carrhal, or purely spasmodic (720). The general indications, however, are—

A. To remove such of the exciting causes as may still continue to act.—

B. To relieve urgent symptoms arising from *vascular repletion*,—by general or topical bloodletting;—cautions respecting the former;—and doubts as to the utility of the latter:—*from Spasm*,—by Opium,—Æther,—Ammonia,—Musk,—Camphor,—Cajeput Oil,—strong Coffee,—Cold Air and Drink,—Pediluvium,—Asafoetida, &c.—*from viscid phlegm*,—by nauseating Emetics, Ipecacuanha, Squills, Tobacco, Mustard;—Cathartics;—these either alone, or combined with Opiates, and sometimes given in clyster.

C. To recal to its original and proper seat and form, any other disease, upon the disappearance or metastasis of which the Asthmatic complaint had supervened;—or to compensate for it, by exciting some analogous action or discharge,—by Sinapisms,—blisters,—hot bath,—Emmenagogues,—Diaphoretics,—Sulphur;—Issues,—Setons.





D. To correct such cognizable morbid state of the system at large, or of any individual function, as appears to be connected with, and to aggravate, the asthmatic tendency;—by Cinchona,—preparations of Zinc, Copper, &c. cold bathing,—Cicuta,—Digitalis,—Diuretics,—Acids;—suitable diet and regimen.

—726. Remarks upon particular remedies occasionally recommended;—Oxygen gas;—Arsenic;—metallic Quicksilver;—re-inoculation of the itch;—breathing Carbonic-Acid Gas, &c. &c.

OF WHOOPING COUGH.

727. SYN. *Tussis convulsiva* of most authors;—*Pertussis*, Cull.—Anglice, *Kink* or *Whooping Cough*; improperly *Chincough*.

728. CHARACTER. Frequent and violent fits of coughing, consisting of many successive short expirations, followed by one deep and loud inspiration, and these quickly alternating for several times,—generally ending with the expectoration of very tough phlegm, often with sneezing, and frequently with vomiting:—Evidently contagious;—usually epidemic;—affecting children more especially;—and occurring but once during life.

729. Mode in which the disease commences and proceeds; and variation of symptoms depending on constitution,—habit of body,—and preceding or casually accompanying complaints.—Division into the *Catarrhal*, and *simply Spasmodic* forms.

730. Inquiry into the nature and chief seat of the disease;—and arguments, both from analogy and facts, tending to shew,—that it has a definite period of duration in its *acute* and *contagious* state.—Division of it

into *two stages*, viz. the *Specific*, and *Habitual*; and the relative continuance of these;—explaining apparent difficulties, and directing to a consistent and successful plan of treatment.


731. CAUSES:—*Predisposing*—A constitutional susceptibility common to children, differing greatly in individuals, and rapidly diminishing by age:—*Exciting*—(A.) of the disease—the specific Contagion, probably exhaled and inhaled with the breath;—(B.) of the paroxysms,—bodily exertion, as running, &c. distension of stomach,—indigestible food,—irritation of the lungs from smoke, &c.—passion of anger, crying.

732. DIAGNOSIS. — Difficulty of distinguishing Whooping Cough from Catarrh in the beginning: marks assisting to do this, where they are not combined.

733. PROGNOSIS. The disease especially fatal to infants,—to children born of phthisical or asthmatic parents,—and to those possessing general delicacy of frame, or reduced by preceding illness.—Unfortunate combination with Measles or Catarrh.—Epistaxis sometimes relieves; but is often a mark of severe disease, and when copious or frequent proves hurtful.—Sometimes terminates suddenly in convulsions and death; but the fatal event generally preceded by constant dyspnoea, livid colour of the face, extremities, &c.—Often brings on Phthisis, and mesenteric obstruction; occasionally Jaundice:—common mode in which it probably acts.

734. Explanation of certain symptoms;—and appearance of the lungs in fatal cases.

735. TREATMENT. When symptoms mild, little interference necessary,—there being no Antidote to the Specific Exciting Cause. The general indications are,—throughout the complaint, but especially—



In the Fixed Acids (730) to indicate what symptoms, whether (a) of the *Chronic*,—or (b.) of the *Spasmodic* kind (732).—(c.) by stimulating, general or local, according to the degree of phlogosis, or of febrile irritation and dyspepsia present;—by Laxatives;—continued vomiting *Emetics*, and *Expectorants*;—by *Diuretics*;—and *Diaphoretics*, &c. —Change and management of these respectively.


In the *Acute* Stage, —to break the hold of morbidities, by lessening general or local irritability, and giving tone to the system at large;—by *Opium*;—*Diuretics*;—*Diaphoretics*;—*Emetics*;—*Diuretics*;—*Diaphoretics*;—*Expectorants*;—*Diuretics*;—*Diaphoretics*;—*Expectorants*, &c. —stimulant and astringent medicines, &c. to relax stomach and spine;—change of air;—Cold bath.

736. Remarks on certain remedies occasionally employed, and on their worst effects when abused;—Dr. Bertron's combination of *Cinchona*, *Cambouder*, and *Camphor*; and improvement on his formula;—*Mucosa pectoralis*;—Berth's combination;—Moderate impression of loss.

DE QUINA.

737. *Syn. Antipyretic* &c. —Description of the term *Quina*; which includes a series of simple medicinal effects, differing widely in their particular and local effects, and agreeing only in their

738. *Syn. Antipyretic* &c. —Description of the term *Quina*; which includes a series of simple medicinal effects, differing widely in their particular and local effects, and agreeing only in their



IN THE FIRST STAGE (730) to mitigate urgent symptoms, whether (a) of the *Catarrhal*,—or (b.) of the *Spasmodic* kind (729);—(a.) by bloodletting, general or local, according to the degree of plethora, or of febrile irritation and dyspnœa present;—by Laxatives;—occasional nauseating Emetics, and Expectorants;—by Blisters;—mild Diaphoretics, &c. —Choice and management of these respectively.

IN THE SECOND STAGE,—to break the habit of recurrence, by lessening general or local irritability, and giving tone to the system at large:—by Opiates,—Digitalis,—Cicuta, —Hyoscyamus?—Castor;—Musk, &c. —Cinchona;—preparations of Zinc;—Myrrh;—Chalybeates, &c. —stimulant and opiate frictions, &c. to the stomach and spine;—change of air.—Cold bath.

736. Remarks on certain remedies occasionally employed, and on their *modus operandi* when beneficial:—Dr. Burton's combination of Cinchona, Cantharides, and Camphor; and improvement on his *formula*.—Muscus pixidatus.—Roach's embrocation.—Moderate impression of fear.

OF COLIC.

737. SYN. *Enterodynia*?—Derivation of the term Colic: includes a number of painful abdominal affections, differing widely in their particular seat and causes, and agreeing only in their

738. GENERAL CHARACTER of—deep-seated pain, occupying especially the epigastric and umbilical regions, —generally attended with costiveness, and sometimes with vomiting.

739. Division into species, according to its nature, or to its real or alledged


740. EXCITING CAUSES;—*e. gr.* flatus (*C. flatulenta—hysterica?*);—accumulated fœces (*C. stercorea, —gravidarum*);—articles swallowed, and irritating the intestines from their indigestible nature, or their mechanical, chemical, or specific quality (*C. accidentalis*);—worms (*C. verminosa*) calculous or other concretions lodged in the colon (*C. calculosa*) or in the kidney (*C. nephritica*);—copious excretion of acrid bile (*C. bilosa*) gall-stones (*C. cholethica*; See JAUNDICE);—retention of the meconium (*C. meconialis*);—acidity of the primæ viæ (*C. infantum, —dyspeptorum*);—metastasis of gout, rheumatism, &c. (*C. arthritica, &c.*)—dentition;—cold applied, especially to the feet (*C. phlogistica*)—scirrhus or other coarctation of the intestinal tube (*scirrhus rectum, &c.*);—application of lead in various modes (*C. Pictonum*; Devonshire Colic;—*Dry Belly-ache* of the West Indies? &c.)—Periodical or Intermittent Colic.

741. Symptoms, &c. respectively denoting these several species.

742. PREDISPOSING CAUSE.—Constitutional or acquired irritability of the muscular fibres of the intestines.

743. PROXIMATE CAUSE.—Violent spasm affecting a portion of the intestinal canal, and preventing the ready descent of the fœculent or other contents.

744. THE PROGNOSIS must be drawn from—the age, constitution, and previous health of the patient,—the continuance, repetition, and degree of the disease,—and the known or probable causes giving rise to it;—but above all, from the absence or presence of inflammation



733. Distinguish into species, according to its nature, or to its real or alleged cause.


734. EXISTING CAUSES;—4. gr. fatus (*C. flatulenta*—*hysterica* ?);—accumulated feces (*C. stercoraria*—*typhurica*);—articles swallowed, and irritating the mucous from their indigestible nature, or their mechanical, chemical, or specific quality (*C. accidentalis*);—worms (*C. vermicosa*)—cysticercus or other excrescence lodged in the colon (*C. calculosa*) or in the kidney (*C. nephritica*);—copious excretion of acid bile (*C. biliosa*);—gallstones (*C. cholithica*; See JAY'S note);—retention of the mucus (*C. mucosa*);—aridity of the primæ viæ (*C. infans*,—*dyspeptica*);—retention of the chyme, &c. (*C. asthenica*, &c.);—distension;—or, applied, especially to the feet (*C. phlogosica*);—itch or other contact of the intestinal tube (*C. irritans*, &c.);—application of lead in various modes (*C. Plumbica*; Devonshire Colic;—Dry Belly;—see West's Index; &c.);—Periodical or Intermitting.


735. Symptoms, &c. respectively, belonging to several species.

736. PATHOLOGIC CAUSE.—Constitutional or acquired sensibility of the muscular fibres of the intestine.

737. PATHOLOGIC CAUSE.—Violent spasm affecting a portion of the intestinal canal, and preventing the ready descent of the feculent or other contents.

738. THE PROGNOSIS may be drawn from—the constitution and previous health of the patient,—the continuance, or remission, and degree of the disease,—and the known or probable causes giving rise to it,—but more still, from the absence or presence of inflammation





R. Sp. Ammon. T. et. ʒij. Mist Camf. ʒiv. ʒiv.
Syrapi Croci ʒj. M

In C. Pictorum relieve pain & restore
- store the tone of the Aliment. Canal:
by 1st opium & the Warm Bath by
2nd by purgatives -

or fixed obstruction.—*Favourable Symptoms*;—intermission of pain or occasional change in its seat;—slow, or but little quickened pulse;—pressure being easily borne, or giving relief;—fœculent evacuations.—*Bad Signs*;—Frequent retching;—obstinate costiveness;—tension of the abdomen, and pain on pressure;—pulse very frequent, small and hard:—hot dry skin, or partial clammy sweats;—dry brown tongue;—hiccup;—delirium.—Colic from lead often ends in tedious paralysis of the extremities, especially of the wrists. (See PALSY.)

745. TREATMENT. Although as far as the disease is merely dependant on Spasm, the plan of cure is simple and generally successful; yet from the very different nature of the Exciting Causes (740), a minute investigation of the rise, progress, &c. of the attack, is of great utility in directing particular measures.—The chief indications are—1st. To prevent or remove inflammatory action;—2d. To relieve pain and spasm;—3d. To procure free and fœculent evacuations;—4th. To guard against a recurrence of the disease.

746. Means calculated to fulfil these several indications respectively adapted to the particular species (733), degree, or stage of the complaint,—considered *seriatim*, under the heads of,—1st. Bloodletting, general or topical;—warm bath,—fomentations;—blisters;—2d. Aromatics:—Opiates by the mouth or anus;—3d. Cathartics,—*e. gr.* Magnesia Vitriolata,—Ol. Ricini,—Calomel, or the milder mercurial preparations,—Extr. Colocynth: Comp. &c. Rules for the choice and management of these; and particularly with regard to the circumstances under which cathartics are proper, or even safe.

747. Remarks on particular remedies occasionally employed in Colic;—Affusion of cold water on the lower extremities;—Clyster of tobacco smoke, or infusion?—Turpentine clyster;—Alum;—Sulphas Capri;—Petroleum, &c.

748. Means necessary to guard against future attacks, —Riding, —Sailing, —Friction, —Diet, —Regimen, —Clothing, &c.

OF TETANUS.


749. A general term, including *Trismus*, or Locked Jaw, —*Opisthotonos*, —*Emprosthotonos*, —and *Pleurosthotonos*: meaning of these respectively.

750. GENERAL CHARACTER. Spastic rigidity of the voluntary muscles, especially of the jaw, neck, and trunk of the body, accompanied with violent pain, and with occasional convulsive exacerbations:—without primary fever or affection of the sensorium.

751. Detail of symptoms marking the commencement and progress of the disease under the different forms enumerated above, (par. 749); and comparative frequency of these forms.

752. PREDISPOSING CAUSES.—Perhaps an original and constitutional tendency to cramp or spasm;—hot climate and season;—a somewhat peculiar, but yet unascertained, in the soil, air, &c. of certain countries;—and in a general way, whatever weakens the tone, and increases the mobility of the muscular system.

753. EXCITING CAUSES. Sudden refrigeration, especially when the body is overheated and perspiring. (*T. a frigore*)—Local irritation, from wounds, bruises,



747. Remarks on particular remedies occasionally employed in Colic:—Adulteration of cold water on the lower intestines;—Oyster of tobacco smoke, or infusion;—Terpenous oyster;—Alum;—Sulphur Copri;—Fennel-seed, &c.

748. Means necessary to guard against future attacks:—Fasting;—Sedation;—Friction;—Diet;—Regimen;—Clothing, &c.

Of Tetanus.

749. A general term, including Trismus, or Locked Jaw;—Opisthotonus;—Empressorismus;—and Picrospasmus;—denoting of these respectively.

750. Character of Tetanus:—Spasmodic rigidity of the voluntary muscles, especially of the jaw, neck, and trunk of the body, accompanied with violent pain, and with occasional convulsive discharges;—without previous fever or alteration of the sensibility.

751. Order of symptoms marking the commencement and progress of the disease under the different forms mentioned above, (see page), and comparative frequency of these forms.

752. Predisposing Causes:—Perhaps an original and constitutional tendency to crampy spasms;—the climate and season;—a muscular profluvium, but the disordered state of the soil, air, &c. of several countries;—and by a general way, whatever weakens the tone, and diminishes the mobility of the muscular system.

753. Exciting Causes:—Excessive exertion, especially when the body is exhausted and perspiring;—a fright;—Local violence, from wounds, lacerations,

732. *Trismus*.—Aid in other systems to the same end as above.—Rat-trap, or similar, or apparatus, or by passing Coffee Pills, or Dry-Belly-Ain.


734. *Chorea*.—Takes place as a symptomatic affection in tetanus, from *T. tetanicus*, or from the other in abundant form of tetanus, *T. hysterical*, and as effect of certain nervous poisons.

735. *Tetanicus Cereus*.—Investigation of the peculiar morbid state of the Nervous System productive of Tetanus.—From a consideration of the predisposing and exciting causes; and its not being peculiar to Man;—and inquiry how far it depends upon the History or upon the Situation, Extent, &c. of the Nervous and Deductions from these to the treatment, compared with the result of experience.—Strong analogy in certain respects, and difference in others, between Tetanus and Hydrophobia; with conclusions, as to the means to be employed in the latter.

736. *Diagnosis*.—Circumstances distinguishing Incipient Tetanus from Rheumatic affections, — from Convulsions, — Catlepsy, — or anomalous sympathetic spasms.

737. *Prognosis*.—To be drawn chiefly from the Cases occurring in a warm climate, or in a temperate or cold one;—the nature of the cause, or from local injury;—the violence of the symptoms, and the length of time they have continued;—together with the means already employed, and their effects.

738. *Treatment*.—See all cases and similar from the diversity of the Predisposing Cause, and from the undecided expediency of any individual plan.—The general indications, however, are—



&c. (*T. traumaticus*.) Acid or other saburra in the primæ viæ of infants.—Retrocedent or repelled gout;—suppressed menses.—Preceding *Colica Pictonum*, or Dry Belly-Ache.

754. Occasionally takes place as a symptomatic affection in tropical fevers (*T. febricosus*);— is sometimes also an anomalous form of hysteria (*T. hystericus*); and an effect of certain narcotic poisons.

755. PROXIMATE CAUSE. — Investigation of the peculiar morbid state of the Nervous System productive of Tetanus,—from a consideration of the predisposing and exciting causes; and its not being peculiar to Man:—and inquiry how far it depends upon the Brain, or upon the Sentient Extremities of the Nerves; with deductions from thence as to the treatment, compared with the result of experience.—Strong analogy in certain respects, and difference in others, between Tetanus and Hydrophobia; with conclusions, as to the means to be employed in the latter.

756. DIAGNOSIS. — Circumstances distinguishing incipient Tetanus from Rheumatic affection, — from Convulsion,—Catalepsy,—or anomalous symptomatic spasm.


757. PROGNOSIS,—to be drawn chiefly from the disease occurring in a warm climate, or in a temperate or cold one;—its arising from general causes, or from local injury;—the violence of the symptoms, and the length of time they have continued;—together with the means already employed, and their effects.

758. TREATMENT:—this still vague and dissimilar from the obscurity of the Proximate Cause, and from the undecided superiority of any individual plan.—The general indications, however, are—

A. To remove such local irritation as appeared to excite the disease, and may still continue to act.—By cutting off the communication between the local source of irritation and the brain—(a.) by dividing the connecting nerves;—(b.) by destroying the diseased extremities of the nerves, with caustics, &c.—(c.) Inducing a temporary paralysis of them by sedative applications,—as Opium,—Lead?—Belladonna? &c.—(d.) Altering the peculiar nature of the irritation, by exciting a higher degree, or another kind of action in the part,—by Ol. Terbinthinæ,—Ol. Succini,—Cantharides,—Ammonia,—Mercurial preparations,—&c.—Examples of success and of failure in the use of these respectively.

B. To lessen the general irritability, and tendency to involuntary muscular contraction.—By Venesection, to diminish general fulness and tension of the vascular system:—question how far it is either indicated or useful in those places where the disease is most common;—circumstances under which perhaps it may be had recourse to.—(b.) Opium internally;—instances of prodigious quantities taken without obvious benefit.—(c.) Warm bath;—contradictory evidence respecting it.—(d.) Cold bath;—strong testimonies in its favour,—instances of its proving suddenly fatal;—cautions which appear necessary in its use. Quick alternation of hot and cold bath.—(e.) Cinchona,—Wine, &c.—the prophylactic probably superior to the curative power of these.—Digitalis;—highly deserving attention, as well from its general sedative power, as from its good effect in other convulsive and spasmodic diseases.


C. To restore the tone of the Nervous and Muscular Systems, and thereby guard against a relapse,




A. To remove the local irritation as appeared to excite the disease, and may still continue to act.—By cutting off the communication between the local source of irritation and the brain.—(a.) by dividing the sensitive nerves.—(b.) by destroying the diseased extremities of the nerves, with caustics, &c.—(c.) Inducing a temporary paralysis of them by vesicative applications.—or Opium.—Lead.—Belladonna &c.—(d.) Altering the peculiar nature of the irritation, by exciting a higher degree, or another kind of action in the part,—by Oil, Turbithum.—M. Saccus.—Cathartica.—Aconite, —Mercurial preparations, &c.—Examples of success and failure in the use of these respectively.

B. To lessen the general irritability, and tendency to involuntary muscular contraction.—By Venesection to diminish general tension and tension of the vascular system:—question how far it is either indicated or useful in those places where the disease is most common;—Circumstances under which perhaps it may be had recourse to.—(1.) Opium, &c.—(2.) Irritation of prodigious quantities taken without effect.—(3.) Warm bath;—contradictory evidence respecting it.—(4.) Cold bath;—strong indications in its favour,—instances of its proving distinctly fatal;—cautions which appear necessary in its use.—Quick stimulation of feet and cold bath, &c.—(5.) Exercise.—(6.) Wine, &c.—the prophylactic probably superior to the curative power of these.—Dietary—highly deserving attention, as well as the general saline power, as well as good effect in other cold and spasmodic diseases.

C. To restore the tone of the Nervous and Muscular Systems, and thereby guard against a relapse,






—This relation tabulated as per by d. and v. (A. 738).
 —by change of climate, the position, —climate, the
 180. Remarks on particular remarks occasionally
 accompanied, —Blackley, —Linnæus, —Linnæus with
 others, —Faint Fern, Marston, —Antonia, —Campion, —Re-
 pelerin, —Graft, &c.

181. Account of the Fungus, or Lichens, as I called
 Jew affecting new-born infants, — the countries and cir-
 cumstances in which it most commonly occurs, — the
 points in which these agree — the several causes al-
 leged — and the treatment found most efficient in pre-
 venting or curing it — leading to the important conclu-
 sion, — that in every form of Infantile scurvy, not only
 the alimentary canal, but every organ, particularly
 the vessels themselves, are a direct or indirect source
 of secondary fermentation, — and explaining the import-
 ant utility of various remedies, as, Mercury, — Alcohol, —
 and Calomel, — as acknowledged by writers of author-
 ity on this interesting branch of experience.

OF ANATOMY.

- 182. Description and use of the testis.
- 183. CHLORASIA. Sudden and considerable dimi-
 nution of force and of Voluntary Motion, accompanied
 with Sleep resembling deep sleep, — often with sleep
 starting, — breathing, and generally with Hemiplegia —
 the motion of the heart and arteries remaining.
- 184. The attack usually preceded for some time by
 — constant vertigo, — some of the symptoms prior to the
 head, rises to the ears, — increasing in strength, —
 maddness, involuntary agitation, and quivering, — con-
 traction in the extremities, especially in use of other parts.



—This indication fulfilled in part by *d*, and *e*, (A. 758)
—by change of climate, &c. friction,—exercise, &c.

759. Remarks on particular remedies occasionally recommended.—Electricity,—Galvanism;—friction with oil;—Tinct. Ferri Muriatis;—Arnica,—Camphor,—Petroleum,—Cicuta, &c.

760. Account of the *Trismus nascentium*, or Locked-Jaw affecting new-born infants;—the countries and circumstances in which it more especially occurs;—the points in which these agree;—the several causes alleged;—and the treatment found most effectual in preventing or curing it:—leading to the important conclusion—that in every form of Tetanic complaint, not only the alimentary canal, but certain organs *functionally* connected therewith, are a chief source either of primary or secondary irritation;—and explaining the superior utility of certain remedies, *e. gr.* Mercury,—Alcalies,—and Cathartics,—as acknowledged by writers of authority on the mere ground of experience.

OF APOPLEXY.

761. Derivation and meaning of the term.

—762. CHARACTER. Sudden and considerable diminution of Sense and of Voluntary Motion, accompanied with Sopor resembling deep sleep,—often with slow stertorous breathing, and generally with Hemiplegia:—the motion of the heart and arteries continuing.


763. The attack usually preceded for some time by —occasional vertigo,—sense of fulness and pain in the head, noise in the ears,—stammering in speech,—numbness, involuntary agitation, and prickling sensation in the extremities, especially in one or other arm,

with redness, and swelling of the veins ;—flatulence and distension of the stomach and intestines ; — dyspnœa ;—great depression of spirits ;—drowsiness, especially after eating ; — disturbed sleep ;—night mare, and terrific dreams ;—flushing of the face and neck ;—throbbing of the heart and temporal arteries ;—temporary blindness, with appearance of sparks or flashes of light before the eyes.

764. PREDISPOSING CAUSES ;—a peculiarity of constitution, frequently hereditary, but oftener connected with dark eyes and hair, short neck, and corpulent habit, than with an opposite description of person.—Advanced age ;—sedentary life ;—full diet, and habitual though inconsiderable excess in the use of Wine and malt liquors ;—stoppage of customary discharges, as Epistaxis, Hæmorrhoidal or Menstrual flux, &c.

765. EXCITING CAUSES—whatever, under a state of predisposition (764), either—determines an unusual quantity of blood to the head,—prevents a free return of it from thence,—or directly impairs the energy of the Brain,—so as to produce—either Simple Congestion, or this followed by Serous Effusion, or by rupture of vessels, and Extravasation of Blood.—Existence of these separately and conjointly, shewn from dissections ;—with the symptoms respectively denoting the *probability* of their presence during life.

766. Individual Exciting Causes ;—and explanation of the modes in which they respectively act ;—Fits of Anger,—great heat,—Intoxication,—violent muscular efforts,—depending position of the head,—tight ligatures round the neck,—impeded respiration,—over-distension of stomach,—Tumours pressing on the superior Cava, or descending Aorta ;—Narcotic Poisons,—fumes of



with redness, and swelling of the veins;—Rauulence and
 dryness of the tongue and nostrils;—dyspnoea;—
 great depression of spirits;—drowsiness, especially after
 eating;—disturbed sleep;—rigid limbs, and convul-
 sions;—Redness of the face and neck;—distending of
 the heart and temporal arteries;—transitory blindness,
 with appearance of sparks or flashes of light before the
 eyes.

764. *Paraplegica Cavata*—the peculiarity of
 constitution, frequently hereditary, but always contracted,
 with dark eyes and hair, short neck and corpulent habit,
 than with an opposite description of person.—Advanced
 age;—ordinary life;—fall sick, and laboured though
 considerable time in the use of Wine and milk Li-
 quors;—stoppage of customary discharges, as Menstrua,
 Haemorrhoids, or Mucous flux, &c.

765. *Excitans Cavata*—whatever, under a state
 of prostration (764), either—diminutes or causes
 quantity of blood in the head;—produces a free return
 of it from the feet;—or directly impairs the energy of the
 Brain;—or is to produce—either Simple Congestion,
 or this followed by Serous Effusion, or by rupture of
 vessels, and Extravasation of Blood.—Excess of Blood
 especially and necessarily drawn from circulation;—
 with the symptoms respectively denoting the presence
 of each process during life.

766. *Isolated Excess of Blood*,—and enlargement
 of the mass of matter they respectively act.—Flow of
 Blood—great heat, inflammation;—rubor, tumour
 white;—swelling of the face of the head;—right ligament
 tough and hard;—enlarged mammae;—and distention
 of vessels.—I mention quantity in the vessels that
 are containing Matter;—Nervous Power;—Change of

Control, &c.—plethoric state of Atmosphere;—Causes
 metastatic.—Contusion, or other mechanical injury of
 the brain.

707. Account of various morbid appearances found
 in the Brain and its appendages after death;—and
 doubt as to generally admitted views of most of these
 in causing the disease.


708. Facts proving the intimate Association and sym-
 ptoic connection between the Brain and Liver; with
 notices of the nature and cure of the disease founded
 on these.

709. Proximate Cause.—Compression and tor-
 sion (or the removal) of the Brain;—and consequent
 defect of nervous influence in the organs of Sense and
 Motion.—Illustrations of this from cases recorded by
 Boerhaave, Kirksal, &c.; and the appearance of it
 above.

710. Phlegm, Catarrhus, and other long sym-
 ptomatic Apoplexy from Lethargy;—from Epilepsy, Sa-
 gitta;—from Hysteria, Convulsions, and Cataplexy;—from Ty-
 phus, or febrile stupor;—from the symptomatic
 Apoplexy caused by Indignation, Nervous Strains,
 Mephitic Vapours, Central Dropsy, Indigestion, Vasa
 Hydrocephala, &c.

711. Common Division of Apoplexy into the Angi-
 nomic and serous; and the different ideas attached to
 them by different authors. True grounds of the
 distinction, and utility of it in a clinical view.

712. Apoplexy and Paralysis compared, and shown
 often to differ rather in their nature and degree, than in
 their cause. Illustrations of J. K. Ferrius's opinion
 respecting the special seat of each.



Charcoal, &c.—peculiar state of Atmosphere;—Gouty metastasis,—Concussion, or other mechanical injury of the brain.

767. Account of various morbid appearances found in the Brain and its appendages after death;—and doubts on the generally alledged agency of most of these in *causing* the disease.

768. Facts proving the intimate *functional* and *sympathic* connection between the Brain and Liver; with new views of the cause and cure of the disease founded on these.

769. PROXIMATE CAUSE.—Compression and torpor (or the converse) of the Brain;—and consequent defect of nervous influence in the organs of Sense and Motion.—Illustration of this from cases recorded by Boerhaave, Kirkland, &c.; and the universality of it shewn.

770. DIAGNOSIS. Circumstances distinguishing *idiopathic* Apoplexy from Lethargy,—from Epileptic Sopor,—from Hysteric Carus, and Catalepsy,—from Typhomania or febrile stupor,—from the *symptomatic* Apoplexy caused by Inebriation, Narcotic Poisons, Mephitic Vapours, General Dropsy, Ischuria Vesicalis, Hydrocephalus, &c.


771. Common division of Apoplexy into the *sanguineous* and *serous*; and the different ideas attached to these terms by different authors. True grounds of the distinction; and utility of it in a curative view.

772. Apoplexy and Paralysis compared, and shewn often to differ rather in their extent and degree, than in their nature. Examination of Dr. Kirkland's opinion respecting the special seat of each.

773. PROGNOSIS—to be drawn from—the patient's age,—constitution,—habit of body,—and previous mode of life;—the exciting cause;—the degree of the disease;—its being a first attack—or a recurrence;—its being accompanied with, or free from, Hemiplegia or Convulsions.—Sometimes on a smart Fever supervening, with delirium, and general diaphoresis, the Apoplexy is removed; but more frequently, pyrexia indicates local irritation in the Brain, and fatal result.—Circumstances under which one or the other more especially happens.

774 The TREATMENT will chiefly consist in means calculated—1st. To remove the compression,—and 2dly, to re-excite the energy of the brain;—*e. gr.* General or local bloodletting,—or both;—different modes of this,—and respective advantages of bleeding from the arm, from the jugular vein, or temporal artery,—or by means of leeches, cupping, &c.—with the *form* (771) of the disease to which each is especially suited, and the extent of the evacuation.—Regulation of temperature; application of cold to the head.—Position of the body.—Purging; importance of this,—different modes in which it operates, and regulation of the quantity and *kind* (763) of the discharge, according to the circumstances and stage of the disease;—with the articles most proper under each, and the mode of using them.—Blisters to the head or its vicinity.—Diaphoretics,—choice of these.—Blisters or Sinapisms to the feet.—Stimulants of the diffusive kind, and not exerting any narcotic effect upon the brain,—*e. gr.* Ammonia,—Serum Sinapicos, &c.


775. Remarks on particular remedies sometimes recommended in Apoplexy,—*e. gr.* Sternutatories, Eme-



The first part of the history of the world is the history of the creation of the world, and the history of the world from the beginning to the present time. The second part of the history of the world is the history of the world from the present time to the future.

The third part of the history of the world is the history of the world from the future to the end of the world. The fourth part of the history of the world is the history of the world from the end of the world to the beginning of the world.

The fifth part of the history of the world is the history of the world from the beginning of the world to the end of the world.



tics, &c. and the circumstances under which they are proper or safe, pointed out.

776. Supplying the lungs with Oxygen Gas proposed, to carry off the accumulated Carbon with which the arterial blood is evidently loaded: most convenient mode of this.

777. Management after recovery, as to diet, exercise, &c. to guard against a relapse.

778. The treatment of the Hemiplegia or other paralytic state, so often accompanying, and remaining after Apoplexy, properly fall under the next general head.

OF PARALYSIS.

779. Origin and meaning of the word.—SYN. *Resolutio nervorum*; CELS.—*Neuralysis*, vel *Myalysis*?—A general term comprehending various species of nervo-muscular incapacity.

CHARACTER.—The motion of one or more of the Voluntary organs or parts of the body, greatly diminished or entirely suspended, often with impaired sense of feeling;—and independently of inflammation, or mechanical stiffness.

780. General view of the nervous functions as exercised by the Brain.—by the Nervous cords,—and by their Sentient Extremities respectively; and explanation of the forms of Paralysis, whether of *Motion*, of *Sense*, or both, founded on this.


781. Nosological division of Paralysis into species, as affecting half the body longitudinally (*Hemiplegia*)—transversely (*Paraplegia*),—or individual parts or muscles, as of the arms or legs (*Paresis*), the tongue, glottis, eye-lids, rectum, bladder, &c.—or,—as affecting particular


organs of sense; as of touch (*Anæsthesia*), of vision (*Amaurosis*, *Gutta serena*), of smell (*Anosmia*), of taste (*Agheusia*), of hearing (*Dysecoea*), &c.—Comparative frequency, and occasional combination of these.

782. PREDISPOSING CAUSE; A peculiarity in the Nervous System, not definable, but oftenest affecting the Brain,—and then generally connected with Apoplectic tendency (764).

783. EXCITING CAUSES, — Whatever occasions lesion of substance,—compression,—or torpor of the nerves, whether at their *source*, in their *progress*, or at their *extremities*; as wounds,—contusions,—fractures,—pressure from tumours,—from partial congestion,—or from hæmorrhagic, suppurative, or watery effusion;—stoppage of customary discharges;—repulsion of eruptions;—gouty metastasis;—convulsions;—violent anger, terror;—grief;—cold;—application of lead (*Colica Pictonum*,)—of Arsenic?—of Quicksilver? &c. *Belladonna*.—Sympathetic influence of intestinal irritation:—long continued Rheumatic pain:—Epidemic influence?—Various other causes inducing general debility in persons predisposed to Paralysis.—Illustration of these respectively from histories and dissections; and the modes in which they severally appear to act.

784. Inquiry into the PROXIMATE CAUSE OF PARALYSIS, as deducible from obvious morbid states of the Brain or Nerves discovered on examination after death; and difficulties still attending this, as well from the occasional absence of such perceptible states under actual Paralysis,—as from the frequent presence of them where no Paralysis had existed: General conclusion on this head.





785. Explanation why, in paralysis depending on the Brain, the *Cause* is very universally found on the side *opposite* to the paralytic affection:—exception to this.—Extensive field still open to Anatomical investigation on this subject; and great importance of it shewn, as the only means of ascertaining, not only the *morbid influence*, but likewise the *natural functions of the Several Parts of the brain*.

786. The **DIAGNOSIS** between Paralysis, and loss of voluntary motion from mechanical stiffness, or muscular inflammation, generally obvious; but these sometimes combined.—Paralysis also, occasionally attended with violent pain, rheumatic swelling, and spasms or tremor of the affected parts.—Essential distinction between *transitive or periodic*, and *continued* Paralysis.

787. **PROGNOSIS.** This very different according to the *form* (781),—the *degree*,—and the *cause* of the affection; but generally unfavourable in Hemiplegia, especially in elderly, debilitated, or intemperate persons.—*Bad signs*,—gradual and progressive loss of feeling, with coldness and wasting of the parts.—*Good signs*,—prickling sensation,—flushing heat,—spasmodic twitching,—rheumatic and inflammatory swelling supervening.—Hemiplegia sometimes removed by spontaneous Epistaxis, or Hæmorrhoidal flux:—common explanation of the latter objected to, and another proposed.


788. The **TREATMENT NECESSARILY VARIOUS**, not only accordingly as the morbid state exists—(a.) in the Brain,—(b.) in the Nervous Cords,—or (c.) in the Sentient Extremities;—but also as its Exciting Cause (783) may be *fixed* or *removeable*,—or its Proximate

Cause consist in *change of structure*, or merely in *suspended function*:—whence the importance of previously investigating these points. The general indications then will be—1st, To remove any cause of compression still operating, whether from vascular turgescence, extravasation, effusion, tumour, &c.—2dly, To gradually re-excite the torpid portion of the Brain or Nerves to a sensible and active state.

789. Means adapted to these respectively; topical bleeding,—blisters,—setons,—issues:—remedies tending to equalize the distribution of the blood, and promote absorption, *e. gr.* mild diaphoretics;—gentle diffusive stimulants, as *Liq. Ammoniaë Acetatis*,—*Ammoniaë Carbonas*,—*Semen Sinapeos*,—*Infus. Armoraciæ*.—*Bals. Peruvianum*,—*Ol. Terebinth*, &c. External heat, by—tepid bathing, *laconicum*.—Electricity.—Stimulating the superficial nerves by warm plasters, *Cantharides*, *urticatio?*—*Linimentum Ammoniaë*,—*Epithema Terebinthinæ*,—*Ung. Acidi Sulphurici*,—*et Linim. Sinapeos Ph. Nos. Guy.*—Friction;—Regulation of Exercise, of Diet, and Clothing.—Change of climate.—Cold bath.—Tonics.

790. Adaptation of these remedies to the particular *Seat* and *Degree* of the disease (781) as well as to the nature and operation of the ascertained or probable *Exciting cause* (783), pointed out in the principal forms of the disease, *e. gr.* *cerebral*,—*chordal*,—and *extremital*, either separately or conjointly.—Strictures on the common, early, indiscriminate, and often pernicious employment of powerful stimulants, whether local or general; and directions for their management.

791. Observations on the use of *Emetics*,—*Opium*,—*Arnica*,—*Rhus Toxicodendron*, &c. strongly recom-




Change must be made of situation, or motion in some particular direction;—always the importance of gradually prosecuting these points. The general indications here will be—1st. To remove any cause of compression, all operating, whether long-standing or temporary, as, irritation, effusion, tumour, &c.—2dly. To gradually stretch the torpid portions of the Brain or Nerves to a sensible and active state.

288. Means adapted to these respectively: topical bleeding—blister—caustic—cauter—remedies tending to regulate the distribution of the blood, and promote absorption, e. g. mild diaphoretic;—gentle diffusible stimulents, as Juj. Ammoniac Acetate, —Ammoniac Caribbea, —Sassafras Balsam, —Liquor Ammoniac — Bals. Peruviana, —Ol. Turbitina, &c. Rubrication, by—rapid friction, —Emulsion — Stimulating the superficial nerves by warm phloxin, Cantharides, urticaria? —Laudanum Kamouria, —Raspberries Tartaric acid. —Oxy. Acid Sulphuric, —of Linum. Sassafras P. S. Nox. Sicc. —Friction;—Regulation of Exercise, of Diet, and Clothing;—Change of climate;—Cold bath;—Tonics.

289. Adaptation of these remedies to the particular Seat and Degree of the disease (281) is well as to the nature and operation of the aetiological or probable exciting cause (282) pointed out under principal forms of the disease, e. g. cerebral—cerebellar,—and spinal, either separately or conjointly. —Stimulus on the voluntary parts, judiciously, and often permanent, and important of powerful stimulents, whether local or general, and duration of their management.

290. Observations on the use of Exercise.—Opera, &c. —Rites Therapeutica, &c. strongly recom-



mendedd by some ;—with an account of the success attending the gentle and repeated operation of particular cathartics.

OF EPILEPSY.

792. Etymology of the term.—SYN. *Morbus sacer, comitalis, sonticus*, &c. meaning and origin of these names.—Anglicè *Falling Sickness, Fits*.

793. CHARACTER. Sudden privation of Sense, accompanied with unusual Motions,—generally with violent Convulsion of all the Voluntary Muscles, and frothing at the mouth, followed by drowsiness or Sopor, great fatigue, and entire oblivion of the fit:—recurring at various intervals,—and often attacking during sleep.


794. Variety which takes place in the disease in different cases, and even in the same at different times,—with respect to the *degree* and *frequency* of the paroxysm,—to its coming on without warning, or being preceded by certain sensations referred to the head itself, or to distant parts (*aura epileptica*);—and lastly, to its effects upon the faculties of the mind and body:—illustrated by cases.


795. PREDISPOSING CAUSE.—A peculiarity of condition with respect to the Brain,—and probably also to the Nervous System in general;—perhaps always more or less connected with Original Conformation, and, therefore, often hereditary.—Male sex?

796. EXCITING CAUSES.—Whatever, under Epileptic *tendency*, either impairs the tone and vigour of the Nervous System in general, and of the Brain more particularly,—or communicates any mechanical shock, or

any very violent and unusual impressions to the Sensorium;—as blows, falls, or other external injuries;—exostoses, tumours, abscesses, or ossific deposit, within the brain or on its containing parts;—similar causes affecting the Nervous Cords, or their Sentient Extremities, *e. gr.* parturition,—dentition,—worms in the alimentary canal, &c.—Mercurial and Arsenical irritation?—Tickling,—Venereal orgasm;—Sudden terror,—violent anger,—Intense Study.—Whatever disturbs the due balance of the Circulation, whether by occasioning excess or defect of blood in the head; as Inebriation,—Narcotic Poisons;—spontaneous Plethora, or the stoppage of customary discharges, whether of blood or other fluids;—Inanition:—Nervous Irritation in the eruptive stage of Small Pox, &c.—Artificial Repression, or Spontaneous Metastasis of various eruptive and other diseases, both acute and chronic.—Imitative propensity, particularly conspicuous in Children and Women.—Modes in which these may respectively be presumed to act.

797. PROXIMATE CAUSE. The nature of this extremely obscure, perhaps inscrutable;—not only as consisting in a *diseased action* of certain organs, with the natural and healthy operations of which we are little acquainted,—but as being, in different cases, connected with *opposite* External Conditions of the body, and removed by means tending to correct these respectively. Attempt to elucidate this point, by a consideration of the nice balance of functions necessary to general health; and the different effects that ultimately result from *inequality in their degree*, or from *derangement in the order of their succession*, according to the original disposition, or the acquired tendency of the human system.





—Explanation both of the periodic and accidental recurrence of Epilepsy upon this principle.

798. Enquiry into the nature of the *Aura Epileptica*;—and enumeration of circumstances tending to shew, that this sensation may arise from primary irritation of the Brain, giving a false reflex feeling of impression made upon distant parts.—Importance of determining this point, as occasionally necessary to direct certain measures in the treatment, where such sensation occurs.

799. DIAGNOSIS. Remarks on the distinction made by Sauvages between *Epilepsia* and *Eclampsia*, and by Dr. Cullen between *Epilepsy* and *Convulsion*; and doubts of its validity.—Circumstances serving to discriminate genuine Epilepsy from Hysterical Convulsion (*Eclampsia Hysterica*, Sauv.); and from the feigned Epilepsy (*Ep. simulata*) of mendicant impostors.

800. Strictures on the numerous Nosological subdivisions of Epilepsy, as arising from individual exciting causes ascertainable only by dissection;—and arrangement of it in a *practical* and *curative* view, under a few general heads, *viz.* as proceeding primarily from the Brain (*Ep. idiopathica*,—*spontanea*,—*cerebralis*); from remote irritation (*Ep. symptomatica*,—*verminosa*,—*calculosa*,—*parturientium*, &c.);—from the effect of certain poisonous matters operating upon the Nervous System. (*Ep. accidentalis*,—*venenosa*,—*febricosa*, &c.);—from misplaced or metastatic morbid action, in various constitutional diseases liable to that kind of aberration. (*Ep. exanthematica*, &c.) from inherent propensity to imitation. (*Ep. sympathica*.)


801. PROGNOSIS,—To be drawn from the age,—constitution,—and habit of the patient;—from the dis-


ease being spontaneous, symptomatic, or accidental (800);—from the degree,—the frequency,—and the habit of its recurrence;—from its duration,—the effects it has produced,—and its being accompanied by, or alternating with, other complaints, &c. Always unfavourable where hereditary,—where with a particular shape of the head,—where it has impaired the memory or judgment,—has arisen from any violent shock, whether mechanical or mental—or has passed over the period of Puberty without being suspended.—Has sometimes been removed by Intermitting and other fevers, or by Eruptions on the skin:—Often induces fatuity,—occasionally mania, and now and then terminates in Apoplexy, Paralysis, or Hydrocephalus.

802. TREATMENT. But little can be done during the fit when violent, except restraining the patients from injuring themselves: best modes of this.—In the intervals, the plan must be conducted upon the general principles laid down in par. 800.—

A. Of lessening or removing the particular Exciting Cause (796), if any such exist:—The means of fulfilling this—(as far as practicable), deduced from par. 796—with instances of their success.

B. Of correcting the obviously morbid state of the body in general, or of particular organs—whether consisting in plethora, or inanition,—in irritability,—in torpor,—or in cachexia;—by bloodletting general and topical; various modes of, and their advantages respectively under certain circumstances:—Issues, Setons, Blisters.—Generous diet.—Various metallic and other tonic, sedative, and antispasmodic remedies; *e. gr.* preparations of Zinc, Copper, Silver, and Iron:—Cold bath, exercise, friction:—Opium, Hyoscyamus, Vale-





rian, Digitalis, &c.—Milk and Vegetable Diet;—or continued slow course of Alterative remedies directed by the particular kind of Cachexy present.—Recalling certain eruptions or excretions that had disappeared.

C. Of disconnecting the *morbidly* associated impressions and actions, by changing the previous habits and mode of life, to opposite and more natural ones;—Examples and authorities on this head, corroborating the principle laid down in par. 797.

803. Observations upon certain *reputed* specifics, Viz. Agaricus muscarius,—Viscus Quernus or Misseltoe,—Orange-tree leaves,—Cinnabar, &c. &c.

804. Of the beneficial effects arising from the moderate impression of fear in the Sympathetic or Imitative Epilepsy;—illustrated by remarkable examples.

OF CHOREA.

805. SYN. *Scelotyrbe* of Galen, &c.—*Chorea* of the moderns;—Gallicè, *Danse de St. Guy*.—Anglicè *St. Vitus's dance*.—Origin of them respectively.

806. CHARACTER. Irregular, *involuntary*, and ludicrous motion of the *voluntary* muscles, generally affecting one or other side more especially;—without pain,—or obvious bodily complaint; occurring in both sexes, and chiefly between ten and sixteen years of age.

807. Account of the manner in which the disease usually commences,—the variety and degree of the symptoms, and the period of its duration.

808. CAUSES;—*Predisposing*,—a peculiar condition of the Brain, generally connected with irritable and delicate frame of Body and Mind;—*Exciting*—whatever

weakens the system, or induces morbid irritation;—as Fevers,—Rheumatitis,—Terror,—Worms or saburra in the alimentary canal,—retrocession of eruptions, &c.


809. PROXIMATE CAUSE—obscure; but evidently connected with muscular mobility, and defective power of volition; with reasons for believing, that these arise from irritation of the brain, and this irritation *generally* depending on Congestion.

810. DIAGNOSIS easy between Chorea and other spasmodic diseases occurring during adolescence; but sometimes confounded with slight Hemiplegia in adults; and is occasionally a symptom of Hysteria in grown women.—Account of some curious epidemic disorders resembling Chorea, which have prevailed in certain countries from the influence of superstition and fanaticism.—Description of the *Chorea simulata*, or *Tarantism* of Italy.

811. PROGNOSIS.—Chorea, though sometimes obstinate, is often cured spontaneously; and unless extremely violent, is seldom attended with any danger: but occasionally alternates with Acute Rheumatism (*Rheumatitis*) or is converted into Epilepsy, Paralysis, or Maniacal delirium.

812. TREATMENT deducible from 809, is supported by general experience; and consists in—

A. Removing any morbid irritation present, whether from General Plethora, Cerebral congestion, or Sympathetic Erethism;—by Venesection? Doubts respecting the existence of general plethora in Chorea, and strictures on the practice of Sydenham.—Cupping,—Leeches,—and Blisters near, or upon the head.—By Purging;—great benefit of this in most cases of Chorea; and



relates the system, or rather, partial irritation;—as
Fever, — Aberration, — Fever, — Worms or worms in
the alimentary canal, — respectively, at a distance, &c.


809. Phlegm and Cases — chronic; but evidently
connected with regular acidity; and defective power
of vision; with increase in believing, that there after
(after irritation) of the brain, and this irritation generally
depending on Congestion.

810. Diarrhoea easy between Cholera and other
spasmodic diseases occurring during its course; but
sometimes unattended with slight Vomiting is evident;
or occasionally a symptom of Nystagmus in some wa-
ners. — Account of some various epidemic diseases
resembling Cholera, which have prevailed in various coun-
tries from the influence of superabundance and fermentation. —
Description of the Cholera asiatica, or Termination of
fever.

811. Prognosis — Cholera, though sometimes on-
dient, is often cured spontaneously; and unless ex-
tremely violent, is seldom attended with any danger;
but occasionally alternates with Acute Rheumatism
(Rheumatism) or a convulsed and Epilepsy, Paralysis,
or Muscular debility.

812. Treatment or debility (from 809), is supported
by general evacuations, and consists in—

A. Removing any morbid irritation present, whether
from Cholera, Fever, or other source, or from
the stomach; — by Vomiting; — Double restricting the
excesses of gastric phlegm in Cholera, and attention
to the progress of the disease. — Cupping — Leeches —
and Mercury may be used in the last. — By Purges —
great benefit is to be made use of Cholera, and



examination of the mode in which it acts, and the articles most effectual for the purpose.—Recalling eruptions or discharges that had been suppressed.

B. Lessening the mobility of the Nervous and Muscular Systems in general, by allaying the morbid, and exciting a natural degree and kind of action in them;—by Opiates, —alone or with Diaphoretics:—Digitalis;—Stimulants; Electricity;—Tonics, —especially the preparations of Zinc,—Iron,—Copper,—Arsenic?—Argentum Nitratum;—Cinchona,—Myrrh;—Cold bath,—Affusion of cold water on the head:—Friction,—Muscular Exertion, &c.

OF HYSTERIA.

813. Origin of the term *Hysteria*.—SYN. *Metromania*;—Fr. *Vapeurs*;—Angl. *Fits of the mother*, *Hysterics*.

814. CHARACTER.—So great is the number, so varied the kind, and so rapid the change of symptoms in *Hysteria*, as to render a concise character extremely difficult;—there being few diseases of the Nervous Class, which are not occasionally imitated by, or connected with, *Hysterical* affection. The paroxysms, however, (which occur without any regularity) generally preceded by lassitude,—coldness of feet,—copious discharge of pale urine,—pain in the head, loins, or stomach, attended with borborygmi, globus hystericus, difficult breathing, feeling of strangulation, loss of sense, and violent Convulsions, Coma, or *apparent Syncope*, &c. and often end in fits of alternate laughing and crying.

815. The paroxysm sometimes alternates with the loss of voice (*Aphonia hystericæ*),—temporary para-

lysis of particular parts (*Dysphagia*,—*Ischuria*, &c.)—*Carus*,—*Catalepsy*,—and various forms of mental derangement, *e. gr.* *Nymphomania*,—*Fatuity*, &c.

816. PREDISPOSING CAUSE,—a certain Mobility of the Nervous System, almost peculiar to females,—especially those of a sanguineous, plethoric, and irritable habit;—occurring chiefly between the age of 14 and 40 years,—and often obviously connected with some irregularity of the uterine function (813).—More frequent in cold than in hot climates:—probable cause of this.


817. EXCITING CAUSES.—Indolent life,—luxury,—violent passions and emotions of the mind;—irritation in the alimentary canal;—suppressed, painful, or excessive menstruation;—disagreeable odours, sights, &c.—repression or metastasis of Chronic Eruptions;—Intermitting Fevers, &c.

818. DIAGNOSIS—sometimes difficult, from the Proteiform nature of the complaint.—Circumstances serving to distinguish it from Hypochondriasis,—from Epilepsy, &c.

819. PROGNOSIS.—Hysteria rarely fatal in its own form, unless the paroxysm be induced by some very violent cause;—and generally disappears in the decline of life.

820. THE TREATMENT will necessarily differ very much, according to the form or degree of the complaint, the constitution, habit of body, and condition in life of the patient, &c. The indications are—1st, *In the paroxysm*, to check its violence:—2dly, *In the interval*, to ascertain, and endeavour to lessen or remove, the Predisposing and Exciting Causes.

821. The 1st may be done, in plethoric and robust



type of particular parts, &c. (e.g., *Factoria*, &c.)—
Cases—*Cholera*,—and various forms of mental de-
pression, e.g., *Depression*,—*Fatigue*, &c.

315. *Paralytic Cases*—a certain mobility
of the Nervous System, almost peculiar to females—
especially those of a sanguineous, plethoric, and irritable
temperament—occurring chiefly between the age of 14 and
40 years,—and often obviously connected with some
irregularity of the uterine function (813).—More fre-
quent in cold than in hot climates.—probable cause of
184.

317. *Exciting Causes*.—*Intemperate life*,—*luxury*,
—*violent passions and emotions of the mind*;—*irritation*
in the mucous membrane;—*suppression*, *partial*, or ex-
cessive *abstinence*;—*degenerable vitæ*, *vices*, &c.
—*suppression or metastasis of Chronic Eruptions*;—*in-
termitting Fevers*, &c.

318. *Diagnosis*—sometimes difficult, from the Pro-
gressive nature of the complaint.—*Circumstances serving*
to distinguish it from *Hypochondriasis*;—from *Epi-
lepsy*, &c.

319. *Prognosis*.—*Hypochondriasis* rarely fatal in its own
form, unless the paroxysm be induced by some very
violent cause;—and generally disappears in the decline
of life.

320. *The Treatment* will necessarily differ very
much, according to the form or degree of the com-
plaint, the constitution, habit of body, and position in
life of the patient, &c. The indications are—1st, In
the paroxysm, to check its progress;—2dly, In the in-
terval, to increase, and endeavor to lessen or remove,
the *Prejudices and Exciting Causes*.

321. The 1st may be done, in plethoric and robust


... the ... of ... by ... in ...
... the ... of ... by ... in ...
... the ... of ... by ... in ...
... the ... of ... by ... in ...
... the ... of ... by ... in ...

... The ... of ... the ... of ...
... the ... of ... the ... of ...
... the ... of ... the ... of ...
... the ... of ... the ... of ...
... the ... of ... the ... of ...
... the ... of ... the ... of ...
... the ... of ... the ... of ...
... the ... of ... the ... of ...
... the ... of ... the ... of ...
... the ... of ... the ... of ...

... the ... of ... the ... of ...
... the ... of ... the ... of ...

... the ... of ... the ... of ...
... the ... of ... the ... of ...
... the ... of ... the ... of ...
... the ... of ... the ... of ...
... the ... of ... the ... of ...
... the ... of ... the ... of ...
... the ... of ... the ... of ...
... the ... of ... the ... of ...
... the ... of ... the ... of ...
... the ... of ... the ... of ...

... the ... of ... the ... of ...
... the ... of ... the ... of ...
... the ... of ... the ... of ...
... the ... of ... the ... of ...



habits, by Bloodletting,—by nauseating Emetics,—by the application of Cold, by Digitalis;—in others, by Opiates,—by stimulant and antispasmodic remedies, *e. gr.* Ammonia,—Æther,—Camphor,—Castor,—Musk,—Assa-fœtida, &c. Warm Bath,—Pediluvium.

822. The means for effecting the 2d, will be directed by the presence of Plethora, or of Inanition, and a spare or full diet accordingly;—by adverting to, and correcting, the morbid state of individual functions and organs, particularly of the Stomach,—Intestines,—Uterus, &c.;—by regulating the Exercise,—Clothing,—Mind, and Amusements;—and sometimes, when practicable, changing the *sexual condition* of the patient.—By the use of various Metallic and other Tonic Remedies,—Cold Bathing,—&c. to lessen irritability and improve general strength.

OF HYPOCHONDRIASIS.

823. Derivation of the name.—SYN. Spleen,—Vapours,—Low Spirits.

824. CHARACTER.—Unusual anxiety, depression of spirits, and belief of present or dread of future evil, directed particularly to the state of health; always accompanied with symptoms of indigestion, and other marks of bodily disorder; and generally also with various, irregular, and often unaccountable sensations and affections, referred exclusively to the patient's imagination.


825. Detail of the more common and prominent symptoms, as they affect certain organs and functions, *e. gr.* those of the Stomach, Intestines, Skin, Kidneys,

Lungs, &c.;—as they occur in persons of different temperaments,—conditions,—habits of life—and particular idiosyncracies;—and as they assume, on the one hand, the variable, Corporeal, and *Hysterical* form,—or, on the other, the more fixed, Mental, and *Melancholic* one:—with their respective degrees, duration, or recurrence.—Account of some of the more singular and absurd notions entertained by hypochondriacs, and the strange resolutions formed in consequence.

826. PREDISPOSING CAUSE.—A peculiarity of constitution with respect to the Brain and Nerves, generally original,—often hereditary,—and though not always distinguished by external character, yet obviously much more frequent in Males than in Females,—in advanced than in early life,—and in the Melancholic than in the Sanguineous temperament.

827. EXCITING CAUSES. Full diet, especially with regard to eating;—indolent inactive life;—intense study, or anxious pursuit of business;—cold, damp, and variable state of the atmosphere, especially that succeeding the Autumnal Equinox;—Intermitting and Remitting fevers;—atonic, misplaced, or retrocedent Gout;—the stoppage of natural or customary discharges,—or the recession of certain cutaneous affections:—depressing passions, *e. gr.* Grief, Anxiety, and Fear, by whatever cause produced:—Change in the relative capacity of the Arteries and Veins, at a certain period of life. (556)—Enquiry into the reason why this disease is more frequent in England than in any other country.

828. EXPLANATION of the circumstances in which these different causes would appear to concur in inducing—




History, however, in any sense, is a record of human progress, and progress is a result of the struggle for existence. The struggle for existence is the struggle for the right to live, and the right to live is the right to the means of life. The struggle for existence is the struggle for the right to the means of life, and the right to the means of life is the right to the means of life.

187. The American Colonies.—A product of civilization with respect to the British Nation, generally, and the American Colonies, and though not in any sense a product of civilization, it is a product of the American Colonies, and though not in any sense a product of civilization, it is a product of the American Colonies.

188. The American Colonies.—The American Colonies, and though not in any sense a product of civilization, it is a product of the American Colonies, and though not in any sense a product of civilization, it is a product of the American Colonies.

189. The American Colonies.—The American Colonies, and though not in any sense a product of civilization, it is a product of the American Colonies, and though not in any sense a product of civilization, it is a product of the American Colonies.



829. **THE PROXIMATE CAUSE;**—a sluggish and irregular action of the Nervous and Vascular Systems in general, but more especially apparent in the functions of the Alimentary Canal, and in the Sensorial operations of the Brain.—Account of the principal theories of the disease;—and an enquiry into the nature and extensive influence of the *chylopoietic* process;—the striking sympathy, both neuropathic and secretory, existing between the Liver and Brain;—with conclusions drawn from thence,—supported by the concurring testimony of authors respecting certain facts noticed in the history of the disease from the earliest ages,—and corroborated by the superior success of a particular mode of treatment,—all tending to prove,—that **THE PROXIMATE CAUSE OF HYPOCHONDRIASIS, in a curative view, CONSISTS IN A SLUGGISH AND IRREGULAR STATE OF THE HEPATIC FUNCTION.**

830. **DIAGNOSIS.** Difficulty of drawing a precise limit between Hypochondriasis on the one hand, and Dyspepsia, Hysteria, or Melancholia, on the other;—not only from their having several symptoms in common, but from their being often combined together, and sometimes reciprocally passing into each other.—Marks serving to distinguish them, founded on a consideration of the patient's Age,—Sex,—Temperament,—Hereditary Constitution,—and Habits of Life;—the predominance of certain symptoms, as being local or general,—Corporeal or Mental;—and the circumstances under which the case may have been formerly relieved, cured, or converted into some other form.

831. **PROGNOSIS.** This generally favourable in early life, especially in persons rather of the Sanguineous

Temperament, and where the disease has clearly arisen from causes operating primarily upon the Chylopoietic organs; but the contrary in advanced age,—in those who are of the Melancholic Temperament,—and where it has either been caused by, or become intimately associated with, strong Mental Impressions.—Occasionally terminates in fixed Melancholia.—Has been frequently removed by other forms of disease supervening,—especially Diarrhœa, Fevers, Jaundice, Dropsy, &c.:—pathological conclusions deducible from this, and serving additionally to illustrate the nature of the proximate cause assigned (829).

832. TREATMENT. This must differ in different cases, and be directed more or less to the *bodily* or to the *mental* indisposition, accordingly as the one or the other is found to predominate. The principal indications, therefore, will be—

A. To ascertain, and endeavour to correct, the particular dyspeptic or other morbid state of the Alimentary Canal, and of the organs more immediately connected therewith.—

B. To restore to its proper seat or form, any other complaint, upon the removal or spontaneous cessation of which the Hypochondriacal affection had supervened.—


C. To occupy the mind with naturally associated impressions of superior force; and thereby gradually weaken, and finally destroy, the morbid concatenation of ideas which had taken place.—Modes of doing this; with an account of the Amusements,—Exercises,—Clothing,—Diet,—and General Regimen proper for Constitutional Hypochondriacs.

Faint, illegible text, possibly bleed-through from the reverse side of the page. The text is too light to transcribe accurately.

113. The various means of... in the... and... the... healthy... model... the... instead... giving...

114. These... the... with a...

THE END



833. For various means of *assisting* in A, according to the particular symptoms present,—see **DYSPEPSIA**;—but these in general only of temporary use, unless the Hepatic Function be restored to its natural and healthy state: Mode by which alone the degree of its morbid action can be known,—and the Means by which this can most speedily and effectually be removed,—illustrated by cases.—Doubts about the propriety of giving Opiates or Bitters frequently or largely.

834. Means respectively adapted to recal preceding Gouty,—Herpetic,—Hæmorrhoidal, or other complaints,—with a view to fulfil this indication.


THE END.

833. For various means of assisting in A, according to the particular symptoms present—see DYSPEPSIA;—but these in general only of temporary use, unless the Hepatic Function be restored to its natural and healthy state: Mode by which alone the degree of its morbid action can be known,—and the Means by which this can most speedily and effectually be removed,—illustrated by cases.—Doubts about the propriety of giving Opium or Bitters frequently or largely.

834. Means respectively adapted to renal preceding Gouty—Herpetic—Hæmorrhoidal, or other complaints—with a view to fulfil this indication.

THE END.

Printed by J. M. G. & Co. Stationers, Fleet Street, London.



The operation seems of the eye alone, (for as much as our
sight depends upon the exact figure thereof) does, without
growing & increasing, always preserve the same size and form, both
in men & children. " Jam. dis. pag. 207. Shalgaradun -

Mem. No. 10. ^{quant.} The old. man. is concerned in the grad. adact. of
of the eye to a degree of light suddenly increased or diminished?
By exten. on the eyes of hat's with fixed circles - e.g. how much
larger are such persons in night. their vision to the adjacent
states of light? Hence the class of the eye is the effect -

" There is, in some nocturnal animals, a retardation or slowing of the
Retina at the bottom of the eye, enabling them to catch their prey in
the dark - This is most remarkable in Cats - " How. how can
they enable them to see better, if the object itself of vision be not
illumined by it? 7. am. Vide dis.



