

The physician's vade-mecum: containing the symptoms, causes, diagnosis, prognosis, and treatment of diseases. Accompanied by a select collection of formulae, and a glossary of terms / By Robert Hooper ... From the London copy. This Philadelphia edition is improved by a translation of all the Latin prescriptions, and is enlarged by an alphabetical list of all the medicines now in use, with their names in both Latin and English: and by other valuable addenda.

Contributors

Hooper, Robert, 1773-1835.

Publication/Creation

Philadelphia : Printed and sold by James Humphreys, 1809.

Persistent URL

<https://wellcomecollection.org/works/cry3pjbu>

License and attribution

This work has been identified as being free of known restrictions under copyright law, including all related and neighbouring rights and is being made available under the Creative Commons, Public Domain Mark.

You can copy, modify, distribute and perform the work, even for commercial purposes, without asking permission.



Wellcome Collection
183 Euston Road
London NW1 2BE UK
T +44 (0)20 7611 8722
E library@wellcomecollection.org
<https://wellcomecollection.org>




45

A 942

Peter H. Millis

A. D. 1833.

" — *Via tuta, via tuta.*"



THE PHYSICIAN'S VADE-MECUM:

*Containing the Symptoms, Causes, Diagnosis, Prognosis,
and Treatment of*
DISEASES.

ACCOMPANIED BY
A SELECT COLLECTION OF FORMULÆ,
AND A
GLOSSARY OF TERMS.

BY ROBERT HOOPER, M.D.

Licentiate in Physic of the University of Oxford, and the Royal
College of Physicians of London; Physician to the St. Mary-le-bone
Infirmary; and Lecturer on Medicine in London.

FROM THE LONDON COPY.

This Philadelphia Edition is improved by a
TRANSLATION OF ALL THE LATIN PRESCRIPTIONS,
And is enlarged by an alphabetical List of
ALL THE MEDICINES NOW IN USE,
With their Names in both Latin and English:
AND BY OTHER VALUABLE ADDENDA.

Philadelphia:

PRINTED AND SOLD BY JAMES HUMPHREYS,
Change-walk.

.....
1809.

SOLD ALSO BY

J. W. Burditt, & Co. Boston; Cushing & Appleton, Salem; and
Thomas & Whipple, Newburyport, Massachusetts. Beers, Howe,
& Co. New Haven, Connecticut. T. & J. Swords, and D. Long-
worth, New York. W. W. Woodward; Hopkins & Earle; Kim-
ber & Conrad; B. & T. Kite; and J. P. Parke, Philadelphia.
George Hill, and Samuel Jefferis, Baltimore, Maryland. J. Ken-
nedy, Alexandria; and W. Prichard, Richmond; Virginia.

DISTRICT OF PENNSYLVANIA, to wit :

BE IT REMEMBERED, that on the fifteenth day of September, in the thirty-fourth year of the Independence of the United States of America, A.D. 1809, James Humphreys of the said district, hath deposited in this office, the Title of a Book, the right whereof he claims as proprietor, in the words following, to wit :

The Physician's Vade-Mecum: containing the Symptoms, Causes, Diagnosis, Prognosis, and Treatment of Diseases. Accompanied by a select Collection of Formulæ, and a Glossary of Terms. By Robert Hooper, M. D. Licentiate in Physic of the University of Oxford, and the Royal College of Physicians of London; Physician to the St.-Mary-le-bone Infirmary; and Lecturer on Medicine in London. From the London Copy. This Philadelphia Edition is improved by a Translation of all the Latin Prescriptions, and is enlarged by an alphabetical List of all the Medicines now in Use, with their Names in both Latin and English: And by other valuable Addenda.

In conformity to the Act of the Congress of the United States, intituled, "An Act for the encouragement of learning, by securing, the copies of maps, charts, and books, to the authors and proprietors of such copies during the times therein mentioned." And also to the act, entitled "An Act supplementary to an Act, entitled, "An Act for the encouragement of learning, by securing the copies of maps, charts, and books, to the authors and proprietors of such copies during the time therein mentioned," and extending the benefits thereof to the arts of designing, engraving, and etching historical and other prints."

D. CALDWELL,
Clerk of the District of Pennsylvania.

316307

Thos. Chandler

TO

FRANCIS KNIGHT, ESQUIRE,

INSPECTOR GENERAL OF ARMY HOSPITALS, &c. &c.


THIS WORK

IS RESPECTFULLY INSCRIBED,

AS A TESTIMONY OF GREAT RESPECT AND ESTEEM,

BY HIS SINCERE FRIEND,

THE AUTHOR.



PREFACE.

THE following concise account of the several diseases that fall under the province of the Physician has been committed to the press, with the hope of its proving useful to Students, and those Practitioners in medicine who, from their professional occupations, or other circumstances, may not have it in their power to consult the more voluminous works that have contributed so much to the improvement of medicine.

*It has been the author's object to compress, within a smaller compass than has hitherto been done, consistently with utility, every thing which more especially deserves attention with a view to the treatment of diseases. In pursuing this, he has discarded all theory, and retained only those leading facts which it is absolutely necessary for a Practitioner to be acquainted with when he approaches the bedside of his patient. He has arranged under distinct heads,**

* In this arrangement the order of the Cullenian Nosology is adopted, with the exception of placing Pulmonary Consumption amongst the Cachexiæ.

1. *The characteristic symptoms by which diseases are known.*
2. *The causes from which they most frequently have their origin.*
3. *The circumstances that more especially point out the difference between diseases which resemble one another.*
4. *The signs which influence the judgment in forming a prognosis of their event.*
5. *That mode of treatment, which, in the present improved state of medicine, is deemed most appropriate, and which experience has sanctioned.*

The select collection of Formulæ, and the accompanying Glossary of terms, will, he trusts, combine to render it more extensively useful.

CONTENTS.

<i>TABLE of Doses</i>	<i>Page.</i>		<i>Page.</i>
<i>for different Ages</i>	9	<i>EXANTHEMATA</i>	112
<i>PYREXIÆ</i>	13	<i>Variola</i>	<i>ib.</i>
<i>FEBRES</i>	<i>ib.</i>	<i>Variolæ Vaccinæ, or</i>	
<i>Intermittent Fevers</i>	14	<i>Cow-pock</i>	<i>ib.</i>
<i>Remittent Fever</i>	25	<i>Varicella</i>	<i>ib.</i>
<i>Synocha</i>	26	<i>Rubeola</i>	120
<i>Typhus</i>	32	<i>Scarlatina</i>	127
— <i>mitior</i>	<i>ib.</i>	<i>Erysipelas</i>	133
— <i>gravior</i>	43	<i>Miliaria</i>	137
<i>Synochus</i>	48	<i>Urticaria</i>	140
<i>PHLEGMASIÆ</i>	49	<i>Pemphigus</i>	141
<i>Phrenitis</i>	50	<i>Aphtha</i>	143
<i>Cynanche tonsillaris</i>	54	<i>HÆMORRHAGIÆ</i>	147
— <i>maligna</i>	58	<i>Epistaxis</i>	148
— <i>trachealis</i>	65	<i>Hæmoptysis</i>	151
— <i>pharyngea</i>	68	<i>Menorrhagia</i>	154
— <i>parotidæa</i>	69	<i>Hæmatemesis</i>	157
<i>Pneumonia</i>	<i>ib.</i>	<i>Hæmaturia</i>	158
<i>Gastritis</i>	76	<i>PROFLUVIA</i>	160
<i>Enteritis</i>	97	<i>Catarrhus</i>	<i>ib.</i>
<i>Hepatitis</i>	83	<i>Dysenteria</i>	164
<i>Nephritis</i>	88	<i>NEUROSES</i>	173
<i>Cystitis</i>	90	<i>COMATA</i>	<i>ib.</i>
<i>Rheumatismus</i>	94	<i>Apoplexia</i>	174
<i>Podagra</i>	104	<i>Paralysis</i>	178


<i>ADYNAMIÆ</i>	Page 184	<i>VESANIÆ</i>	Page 255
<i>Syncope</i>	<i>ib.</i>	<i>Melancholia</i>	<i>ib.</i>
<i>Angina Pectoris</i>	186	<i>Mania</i>	257
<i>Dyspepsia</i>	188	<i>CACHEXIÆ</i>	261
<i>Hypochondriasis</i>	195	<i>MARCORES</i>	<i>ib.</i>
<i>Chlorosis</i>	198	<i>Phthisis pulmonalis</i>	<i>ib.</i>
<i>SPASMI</i>	204	<i>INTUMESCENTIÆ</i>	267
<i>Tetanus</i>	<i>ib.</i>	<i>Emphysema</i>	<i>ib.</i>
<i>Epilepsia</i>	208	<i>Tympanites</i>	268
<i>Chorea Sancti Viti</i>	216	<i>Anasarca</i>	273
<i>Asthma</i>	217	<i>Ascites</i>	282
<i>Pertussis</i>	223	<i>Hydrothorax</i>	284
<i>Pyrosis</i>	227	<i>Hydrocephalus</i>	287
<i>Colica</i>	228	<i>Rachitis</i>	290
<i>Chôlera Morbus</i>	238	<i>IMPETIGINES</i>	293
<i>Diarrhœa</i>	241	<i>Scrofula</i>	<i>ib.</i>
<i>Diabetes</i>	247	<i>Scorbutus</i>	295
<i>Hysteria</i>	250	<i>Icterus</i>	298
<i>Hydrophobia</i>	253	<i>GLOSSARY</i>	301

Addenda.

<i>Variolæ Vaccinæ, or Cow Pock.</i>	313
<i>Measures and Weights</i>	319
<i>Galvanism</i>	321
<i>Alphabetical List of all the Medicines now in Use, &c.</i>	323
<i>Abbreviations.</i>	343

The following Table is intended to show the doses of medicines proper for persons of different ages : thus, supposing one drachm of any medicine a sufficient dose for an adult, that is, for one of twenty-one years of age, then other ages will require as follows :

<i>Ages.</i>	<i>Common Dose</i> ʒj.	<i>Proportionate Doses.</i>
Weeks . . . 7 $\frac{1}{15}$	gr. iv.
Months . . 7 $\frac{1}{12}$	gr. v.
14 $\frac{1}{8}$	gr. viij.
28 $\frac{1}{5}$	gr. xij.
Years . . . $3\frac{1}{2}$ $\frac{1}{4}$	gr. xxv.
5 $\frac{1}{3}$	ʒi. or 1 scr.
7 $\frac{1}{2}$	ʒss. or $\frac{1}{2}$ dr.
14 $\frac{2}{3}$	ʒij. or 2 scr.
21 —	ʒj. or 1 dr.
63 $\frac{11}{12}$	gr. lv.
77 $\frac{5}{6}$	ʒijss. or $2\frac{1}{2}$.
100 $\frac{4}{5}$	ʒij. or 2 scr.






THE PHYSICIAN'S

Made-Mecum.





THE
PHYSICIAN'S VADE MECUM.

CLASS I.
PYREXIÆ;
OR,
FEBRILE DISEASES.

CHARACTER.

INCREASED heat and frequency of pulse, after a shivering, accompanied with a disturbance in many of the functions, and diminution of strength, especially in the limbs.

ORDER I.

FEBRES, OR FEVERS.

CHARACTER.

Pyrexia, without any primary local affection, preceded by languor, lassitude, and other symptoms of debility.

GENERA.

Febris intermittens,	or	Intermittent fever.
— remittens,	—	Remittent fever.
Typhus,	—	Nervous fever.
Synocha,	—	Inflammatory fever.
Febris hectica,	—	Hectic fever.

INTERMITTENT FEVERS.

Generic Character.

Fevers consisting of paroxysms, or periods of fever ; between each of which there is a distinct and perfect intermission from febrile symptoms, or an apyrexial period.

A paroxysm consists of three stages : a *cold*, a *hot*, and a *sweating* stage.

Species.	1. The quotidian...	having an interval of 24 hours.	
	2. The tertian ;	—	48 hours.
	3. The quartan ;	—	72 hours.

SYMPTOMS.

Of the cold stage.—Languor and sense of debility ; listlessness ; yawning and stretching ; an aversion to motion. The face and extremities become pale ; the features shrink ; the bulk of every external part is diminished ; and the skin over the whole body appears constricted as if cold had been applied to it. Sensibility is greatly impaired ; the secretions and excretions diminished ; the pulse small, frequent, and irregular ; and the respiration short and anxious. At length the patient himself feels a sensation of cold ; first arising in the back, and thence diffusing itself over different parts of the body : though sometimes it is confined to a particular part, as to the extremities, side of the head, &c. This is succeeded by rigors, which terminate in a universal and convulsive shaking.

Of the hot stage.—After a longer or shorter continuance of shaking, the heat of the body gradually returns ; at first irregularly by transient flushes, soon however succeeded by a steady, dry, and burning heat, rising much above the natural standard. The skin, before pale and constricted, is now swollen, tense, and red ; and possesses an unusual tenderness and soreness to the touch. The sensibility, which in the cold stage was diminished, now becomes preternaturally acute ;

pains arise in the head, and flying pains are felt over different parts of the body. The pulse is quick, strong, and hard; the tongue white; there is great thirst; the urine is high coloured.

Of the sweating stage.—At length a moisture is observed to break out upon the face and neck, which extending soon becomes an universal and equable perspiration. The heat now descends to its usual standard; the pulse is diminished in frequency, and becomes full and free; the urine deposits a sediment; the bowels are no longer constipated; respiration is free and full; and all the functions are restored to their natural order.

After a specific interval (*vide Species*) of intermittent fever the paroxysm again returns, commencing as above described.

CAUSES.

1. *Predisposing.*—Debility, however induced: by a watery, poor diet; great fatigue; long watching; grief; anxiety; the suppression of accustomed evacuations; the repulsion of eruptions; preceding disease; cold united with moisture in whatever way applied to the body.

2. *Exciting.*—Marsh miasma; or the effluvia arising from stagnant water, or marshy ground, impregnated with vegetable matter in a state of putrefactive decomposition.

PROGNOSIS.

When the paroxysms are of short duration; when they are regular in their recurrence, and leave the intervals quite free. the disease, at least in our climate, is unattended with danger.

The circumstances giving rise to an unfavourable prognosis are—

1. The paroxysms being of long continuance, violent, and attended with much anxiety and delirium:

2. The disease being combined with others; or other diseases being induced by a protracted state of the original inter-

mittent. These are most frequently dysentery, cholera, enlargements of the liver and spleen, ultimately inducing dropsy and jaundice; swelling of the tonsil glands:

3. The presence of unfavourable symptoms, as convulsions occurring during the paroxysm, preceded by great coma; obstinate costiveness; hiccup with vomiting and pain upon pressure in the hypochondriac and epigastric regions; depraved sense, as double vision; great prostration of strength; vertigo; dry, black tongue; foetid excretions.

TREATMENT.

In the paroxysm.

Indications. { 1. During the cold stage—to endeavour to induce the hot.
2. During the hot stage—to promote a perspiration.

1. By artificial warmth; the pediluvium; fomentations to the feet: the warm bath; warm diluent liquids; cordial diaphoretics; and opiates.

R. Aquæ ammoniæ acetatæ, *dr.ij*

— cinnamomi,

— distillatæ, *aa dr.v.*

Syrupi corticis aurantii *dr.j.*

Misce ut fiat haustus quavis hora sumendus.

TRANS.

Mix into a draught to be taken every hour.

R. Aquæ ammoniæ acetatæ *dr.ij.*

Misturæ camphoræ *dr.x.*

Vini antimonii gutt. *vij.*

Syrupi simplicis *dr.j.*

M. f. haustus quavis hora sumendus.

Mix into a draught to be taken every hour.

HAUSTUS SALINUS COMMUNIS.

R. Kali preparati *scr.j.*
Succi limonis *oz.fs.* vel *q. s.* ad ejus saturationem.
Aquæ cinnamomi *dr.ij.*
—— distillatæ *dr.viij.*
Syr. corticis aurantii *dr.j.*

M. pro haustu.

Mix for a draught.

This may be taken every half hour, or every hour.

R. Spiritus ætheris nitrosi *dr.fs.*
Misturæ camphoræ *dr.xij.*
Aquæ ammoniæ acetatæ *dr.ij.*
Syrupi rosæ *dr.j.*

M. f. haustus quavis hora sumendus.

Mix into a draught to be taken every hour.

R. Spiritus ætheris vitriolici compositi *dr.fs.*
Misturæ camphoræ *dr.xij.*
Syrupi simplicis *dr.j.* M.

F. haustus quavis hora sumendus.

Make a draught to be taken every hour.

R. Pulveris antimonialis *gr.vj.*
—— opii *scr.fs.*
Sacchari purificati *scr.j.*

M. et divide in partes quatuor, quarum capiat unam quavis hora.

Mix and divide into four parts, of which one is to be taken every hour.

R. Pulveris ipecacuanhæ compositi *gr.x.*
—— tragacanthæ compositi *scr.ij.*

M. et divide in partes quatuor æquales, quarum sumat unam quavis hora.

Mix and divide into four equal parts, of which one is to be taken every hour.

2. By the use of cold acidulated liquids, and continuing the remedies recommended during the cold stage.

If coma supervene—

Adplicetur emplastrum cantharidis capiti raso.

Let a blistering plaister of cantharides be applied to the head after it has been shaved.

Emplastrum cantharides inter scapulas applicandum.

A blistering plaister of cantharides to be applied between the shoulders.

Admoveantur cataplasinata sinapeos pedibus.

Sinapisms, (or mustard cataplasms) to be applied to the feet.

Should there be a congestion of blood in the external vessels of the head, or delirium; cupping from the temples, or leeches are to be applied, and opiates laid aside.

If there be any inflammatory diathesis, nitre is to be added to the medicines: and if any inflammation exist, it must be treated in the usual way. *Vide Phlegmasiæ.*

In the intermission.

Indications.

1. To excite a new action in the system by certain remedies, administered at the commencement, or immediately before the accession of the cold fit; and thereby to destroy the morbid concatenation induced by the cause of the disease.
2. To prevent the return of the paroxysms by invigorating the body.

1. By emetics, by æther, or by opium.

PULVIS EMETICUS COMMUNIS.

R. Pulveris ipecacuanhæ gr.xv.

Ansimonii tartarisati gr.j.

Misce ut fiant pulvis.

Mix into a powder.

HAUSTUS EMETICUS COMMUNIS.

R. Pulveris ipecacuanhæ gr.xv.

Antimonii tartarisati gr.j.

Aq. Menthæ sativæ dr.xij.

Syr. croci dr.j.

M. pro haustu.

Mix for a draught.

R. Misturæ camphoræ dr.xij.

Tincturæ opii gutt. L.

Syrupi simplicis dr.j. M.

F. haustus.

Make a draught.

R. Ætheris vitriolici dr.j.

The patient is to take this undiluted : it deprives him of his breath for a short time, and excites great distress.

2. By nutritive diet : regular exercise, if the state of the patient render its use practicable ; and one of the following tonics :

1. CINCHONA OFFICINALIS :—*The Peruvian bark*. This heroic medicine is to be given in substance, and in large doses ; if the interval be long, its exhibition should be delayed till within six or eight hours of the time of the accession of the cold fit ; should there be any inflammatory diatheses, this ought first to be reduced during the hot stage of the preceding paroxysms, by saline diaphoretics ; where there is great debility, the bark may be joined with wine and aromatics ; if it occasion purging, with opiates and astringents ; if costiveness, with rhubarb.

R. Pulveris cinchonæ oz. j.

Divide in partes xij æquales, quarum capiat unam in horas
vel secunda vel tertia quaque hora ex cyatho parvo lactis
vaccini, absente febre.

Divide into twelve equal parts, of which one is to be taken
every two or three hours, in a small cup of cow's milk,
during the absence of the fever.

R. Pulveris Cinchonæ oz. j.

———— aromatici dr. fs.

M. et divide in chartulas xij.

Mix and divide into twelve powders.

R. Pulveris cinchonæ oz. j.

Confectionis opiatæ dr. j.

M. et divide in partes xij æquales.

Mix and divide into twelve equal parts.

R. Pulveris cinchonæ oz. ij.

———— rhœi scr. ij. ½

M. et divide in partes xij æquales.

Mix and divide into twelve equal parts.

Of each of the above formulæ the dose is one part every one,
two, three, or four hours.

R. Pulveris cinchonæ oz. j.

———— aromatici dr. fs.

Conservæ rosæ oz. jfs.

Syrupi rosæ q. s. ut fiat electuarium, cujus capi-
at ad magnitudinem nucis moschatæ quavis hora.

Sufficient to make an electuary of which the size of a nut-
meg is to be taken every hour.

R. Decocti cinchonæ *dr.xij.*
Tincturæ ejusdem *dr.ij.*
Pulveris cinchonæ *scr.j.*
Syrupi zingiberis *dr.j*

M. f. haustus quavis vel secunda vel tertia vel quarta quaque hora sumendus.

Mix into a draught to be taken every second, third, or fourth hour.

R. Extracti cinchonæ *gr.xv.*
Decocti cinchonæ *dr.xiiij.*
Tincturæ cinchonæ comp. *dr.jfs.*
Syrupi corticis aurantii *dr.j.*

M. f. haustus quavis vel secunda vel tertia vel quarta quaque hora sumendus.

Mix into a draught to be taken every second, third, or fourth hour.

SYRUPUS CINCHONÆ.

R. Extracti cinchonæ *dr.ij.*
Syrupi corticis aurantii *dr.xiv.*

M. ut fiant syrupus.

Mix and make a syrup.

This syrup is to be given to children when they refuse other forms of bark ; it may be acidulated with sulphuric acid, which makes it very grateful to the palate. The dose is one tea-spoonful or more, every one, two, three, or four hours.

R. Extracti cinchonæ cum resina *dr.j.*

F. massula in pilulas xij dividenda, quarum capiat duas secundis vel tertiis vel quartis horis, superbibendo haustulum alicujus liquoris idonei.

Make a small mass to be divided into twelve pills, of which two are to be taken every second, third, or fourth hour, taking after them a small draught of any proper liquid.

2. *SALIX FRAGILIS*. *The crack-willow* :—The bark of this species of willow is given in the same way and the same doses with the Peruvian bark, but not with equal advantage.

3. *CASCARILLA* :—Cascarilla bark is occasionally serviceable in the cure of intermittents. It is given in the same doses as Peruvian bark.

4. *ANGUSTURÆ CORTEX* :—This medicine is also administered in the same doses as the Peruvian bark. It is often serviceable when there is a weakness of the bowels producing diarrhæa, and especially when the *cinchona officinalis* cannot be made to agree with the bowels.

5. *SWIETENIA FEBRIFUGA*. *Febrifuge Swietenia*.

R. Swieteniæ in pulverem tritæ oz. j.

Aquæ distillatæ oz. xviii.

Coque per horæ sextam partem et cola.

Boil for ten minutes and strain.

R. Hujus colaturæ oz. jfs.

Tincturæ cinchonæ dr. jfs.

Syrupi corticis aurantii dr. j.

M. f. haustus secunda vel tertia vel quarta quaque hora sumendus.

Mix into a draught to be taken every second, third, or fourth hour.

6. *CINCHONA JAMAICENSIS* vel *CARIBÆA* :—Dr. Wright of Jamaica gives the bark of this tree in the same way and doses with the common bark, and with the greatest success.

7. *QUERCUS ROBUR*. *The oak* :—The bark and excrescences of this tree, called *gall-nuts*, are sometimes employed.

R. Corticis quercus exterioris contusi oz. jfs.

Aquæ ferventis oz. xx.

Macera per horam et cola.

Macerate for an hour, and strain.

R. Hujus colaturæ oz. jss.
 Pulveris gallæ gr. x.
 Tincturæ cardamomi compositæ,
 Syrupi corticis aurantii, aa dr. j.

M. f. haustus secunda vel tertia vel quarta quaque hora sumendus.

Mix into a draught to be taken every second, third, or fourth hour.

8. BITTER TONICS, especially the following :

Carduus benedictus,—The Blessed Thistle.

Gentiana,—Gentian.

Absynthium vulgare,—Wormwood.

Chamæmelum,—Chamomile.

Quassia,—Bitter wood.

Colomba,—Colombo.

Faba Sancti Ignatii,—St. Ignatius' bean.

Centaureum minus,—Lesser centaury.

Arnica,—Mountain arnica.

9. KALI ARSENICATUM:—This forms the basis of the tasteless ague-drop. It cures the most obstinate intermittents, but must be used with the greatest circumspection.

SOLUTIO ARSENICALIS DI. FOWLER.

R. Arsenici albi,
 Kali preparati, aa gr. lxiv.
 Aquæ distillatæ oz. viij.

Boil until the arsenic is dissolved in a Florence flask placed in a sand bath: then add as much compound tincture of lavender as will increase the solution to one pound.

R. Solutionis arsenicalis gutt. vj.
 Aq. cinnamomi dr. xij.
 Tincturæ cardamomi,
 Syr. zingiberis, aa dr. j.

M. f. haustus quarta vel sexta quaque hora sumendus.

Mix into a draught to be taken every fourth or sixth hour.

R. Solutionis arsenicalis gutt. v.
 Tincturæ opii gutt. viij.
 Confectionis aromaticæ scr. j.
 Misturæ camphoræ dr. xij.
 Syrupi croci dr. j.

M. f. haustus ter in die sumendus.

Mix into a draught to be taken three times a day.

10. ZINCUM VITRIOLATUM.

R. Zinci vitriolati gr. j.
 Infusi quassiaæ oz. viij.
 Tincturæ colombæ oz. iij.
 Syrupi corticis aurantii dr. ij.

M. f. mistura, cujus capiat coch. iij. secunda vel tertia vel quarta quaque hora.

Make a mixture of which three spoonfuls are to be taken every second, third, or fourth hour.

R. Zinci vitriolati gr. $\frac{1}{4}$.
 Decocti cinchonæ oz. jfs.
 Tincturæ cinchonæ dr. jfs.
 Syrupi corticis aurantii dr. j.

M. f. haustus quartis horis sumendus.

Make a draught to be taken every four hours.

R. Zinci vitriolati gr. iij.
 Extracti gentianæ dr. j.

M. f. massa in pilulas xvij dividenda, quarum capiat duas ter quaterve die.

Mix into a mass to be divided into eighteen pills, of which two are to be taken three or four times a day.

11. HYDRARGYRUS :—Mercury is always necessary in the cure of intermittents when there is any visceral obstruction : a small dose should be given every night so as just to affect the mouth, and the tonic medicines are to be continued.

R. Calomelanos *gr.j.*
 Confectionis opiatæ *gr.vj.*

M. f. pilula omni nocte sumenda.
 Mix into a pill to be taken every night.

R. Pilulæ ex hydrargyro *gr.iiij.*
 ————— opio *gr.ij.*

M. pro pilula omni nocte sumenda.
 Mix into a pill to be taken every night.

R. Hydrargyri calcinati *gr.j.*
 Pulveris opiatæ *scr.j.*

M. f. pulveres quatuor æquales, quorum capiat unum omni nocte.
 Mix into four equal powders, of which one is to be taken every night.

R. Camphoræ *scr. j.*
 Unguenti hydrargyri fortioris *dr. iv.*

M. f. unguentum cujus illinatur *gr. x.* omni nocte in extremitates inferiores.
 Mix into an ointment of which ten grains are to be rubbed into the extremities every night.

REMITTENT FEVER.

A fever arising from the same *causes* as the intermittent; but in which, although evident and distinct exacerbations and remissions can be perceived, there is no complete interval or apyrexia: one exacerbation appearing not entirely to go off, before a fresh attack ensues.

The *symptoms* vary according to the situation and constitution of the patient, and the season of the year. Sometimes they are those pointing out a redundancy of bile; sometimes the nervous are most prevalent; at others the putrid.

The protraction of the exacerbations generally arises from some cause which keeps up an irritation in the system, and thereby prevents the disease assuming its regular form ; or it depends upon fever of another type having been accidentally superinduced.

The *prognosis* will be drawn from the presence, or absence, of those circumstances which indicate danger in that particular form of fever which the disease assumes ; and which are pointed out under the heads of the different species of typhus, synocha, or synochus. In warm climates it is often fatal.

TREATMENT.

The *treatment* will entirely depend upon the concomitant fever or other cause which prevents the state of apyrexia, and gives to the disease the remitting form. Should it have a tendency to either of the following genera, the treatment will be such as is there laid down ; if it depend upon some cause of irritation, as diseased viscera, this is to be removed by the appropriate means elsewhere enumerated.



SYNOCHA, OR INFLAMMATORY FEVER.

SYMPTOMS.

Lassitude and general anxiety, succeeded by rigors, alternating with transient flushes, and terminating in a violent and continued heat ; the countenance is flushed ; there is a suffused redness of the eyes and skin ; the pulse is frequent, strong, and regular ; great thirst ; white tongue ; scanty and high-coloured urine ; costiveness ; morbid sensibility, and intolerance of usual impressions ; hurried respiration ; extreme anxiety.

CAUSES.

Predisposing.—Plethoric habit of body, with a strong muscular system.

Exciting.—Sudden alternations of temperature, as the application of cold to a heated body; violent exercise; intemperance; the suppression of usual evacuations; repulsion of eruptions; strong passions of the mind; the too free use of vinous or spirituous liquors.

DIAGNOSIS.

From typhus, by the more sudden accession of the disease, by its arising from the common causes above enumerated, and not from contagion; by the *strength* and hardness of the pulse; the *whiteness* of the tongue; by the *high* colour of the urine.

PROGNOSIS.

Favourable symptoms.—About the seventh day a moisture appearing upon the skin, succeeded by an universal and natural perspiration; hæmorrhage from the nose; the appearance of scabby eruptions about the mouth and ears; suppuration of glandular parts; the formation of abscesses; diarrhœa; the urine depositing a furfuraceous or lateritious sediment; diminished sensibility; the pulse becoming more slow and soft.

Unfavourable symptoms.—Intense pain in the head, with ferocious delirium; extremely laborious respiration; strong, hard pulse, and other symptoms indicating excessive action; by the inordinacy of which the disease usually proves fatal; or by a determination to internal organs when the disease ceases to be synocha, and runs into phrenitis, pneumonitis, hepatitis, or an inflammation of some other viscus; picking the bed-clothes; hiccup; subsultus tendinum; involuntary evacuations.

TREATMENT.

Indication.—To lower excessive action.

I. By diminishing or removing certain natural impressions, which in the febrile state become morbid stimuli; such are impressions upon the senses; stimulating operations of the

mind; aliment; the effects of motion; the contents of the intestinal canal; sound.

2. By diminishing the quantity of the circulating fluids, and lowering the tone of the vascular system; this is to be effected by bleeding, purging, laxative clysters, diaphoretics. *Mittatur sanguis e brachio ad oz. x, et repetatur pro re nata.* Ten ounces of blood to be taken from the arm, and repeated according to circumstances.

At the commencement a copious and rapid evacuation of blood is absolutely necessary, and subsequent smaller bleedings are to be instituted according to the strength and hardness of the pulse and the urgency of the symptoms.

Admoveantur hirudines tres singulis temporibus si adsit dolor capitis.

Three leeches to be applied to each of the temples, should there be any pain in the head.

R. Natri vitriolati dr. viij.

Infusi sennæ oz. vij.

Syrupi corticis aurantii dr. iij.

M. f. mistura, cujus sumat cochlearia tria magna quavis hora donec alvus bis terve respondeat.

Make a mixture of which three table spoonfuls are to be taken every hour, until the bowels are moved two or three times.

R. Magnesiae vitriolatæ dr. vj.

Infusi sennæ oz. jfs.

Syrupi corticis aurantii dr. j.

M. f. haustus aperiens.

Mix into an opening draught.

R. Cremoris tartari dr. jfs.

Pulveris rhabbarbari scr. j.

M. f. pulvis purgans.

Mix into a purging powder.

R. Magnesiæ vitriolatæ oz.j.

Aceti communis oz.iiij.

Aquæ tepidæ oz.vj.

M. f. enema purgans.

Mix into a purging powder.

R. Pulveris antimonialis gr.iiij.

Cremoris tartari gr.vj.

M. f. pulvis sexta quaque hora sumendus ex quovis vehiculo crasso.

Mix into a powder to be taken every six hours, to be taken in any mucilaginous fluid.

R. Pulveris antimonialis gr.iiij.

Nitri purificati pulverisati gr.v.

M. f. pulvis quarta vel sexta quaque hora sumendus ex quovis vehiculo crasso.

Mix into a powder to be taken every fourth or sixth hour, in any mucilaginous fluid.

R. Antimonii tartarisati gr.fs.

Nitri purificati dr.j.

Aquæ distillatæ oz.vj.

Syrupi rosæ oz.fs.

M. f. mistura cujus capiat æger partem quartam quarta quaque hora.

Make a mixture of which the fourth part is to be taken every fourth hour.

R. Aquæ ammoniæ acetatæ oz. jss.
Nitri purificati scr. ij.
Misturæ camphoræ oz. vj.
Syrupi simplicis oz. fs.

M. f. mistura de qua capiat cochlearia tria magna quarta quaque hora.

Make a mixture of which three table-spoonfuls are to be taken every fourth hour.

R. Kali preparati scr. j.
Succi limonis oz. fs.
Nitri purificati gr. vj.
Misturæ camphoræ dr. xij.
Syrupi simplicis dr. j.

M. f. haustus quarta quaque hora sumendus.

Make a draught to be taken every hour.

R. Natri tartarisati oz. fs.
Lactis amygdalæ oz. vij.
Syrupi simplicis dr. iij.

M. f. mistura cujus sumat æger cochlearia quatuor magna quartis horis.

Make a mixture of which four table-spoonfuls are to be taken every four hours.

Bibat æger cyathum aquæ sodæ supercarbonatæ subinde.

Let the patient drink a glass of supercarbonated soda water now and then.

Infusum rosæ pro potu ordinario.

The infusion of roses for common drink.

R. Cremoris tartari *dr.ij.*
 Nitri purificati *dr.jfs.*
 Aquæ puræ *lb.ij.*
 Sacchari purificati *oz.ij.*

M. pro potu communi.

Mix for a common drink.

R. Sacchari purificati *oz.ij.*
 Acidi tartari *oz.fs.*
 Aquæ puræ *oz.xviiij.*

M. pro potu ordinario.

Mix for a common drink.

3. By abstracting heat ; by cool air ; sprinkling the floor of the room with vinegar and water ; agitating the surrounding atmosphere ; regulation of clothing ; occasionally removing the bed-clothes, or taking the patient out of bed ; by frequent draughts of cold acidulated liquors, or of common water ; by the affusion of cold or tepid water ; or by sponging the body with a mixture of vinegar and water, when the heat of the body is *above* the natural standard ; and when there is no general or profuse perspiration.

If there be delirium, or determination to any viscus—topical bleeding ; blisters ; fomentations ; pediluvium, and the treatment elsewhere laid down for the inflammation of the organ affected. *Vide Phrenitis, Pneumonitis, Hepatitis, &c.*

If the pulse sink, and the extremities become cold, sinapisms to the feet, cordials, especially camphire and ether.

If at the commencement of the disease there be much nausea, a gentle emetic is by some Practitioners judged proper.

TYPHUS, OR NERVOUS FEVER.

Generic Character.

Contagious pyrexia; heat but little increased; pulse weak and small, and in general quick; urine little changed; the animal functions much disturbed; great prostration of strength.

<i>Species.</i>	{	Typhus mitior,	or	Low nervous fever.
		— gravior,	—	Putrid fever.
		— icterodes,	—	Yellow fever.

TYPHUS MITIOR, OR LOW NERVOUS FEVER.

SYMPTOMS.

General languor and lassitude; dejection of mind; loss of appetite; alternate chilliness and flushing; dullness and confusion of thought; in a few days giddiness and pain in the head, with aching pains over the whole body; nausea and vomiting; short anxious respiration; frequent, weak, and often intermittent pulse; at first the tongue is moist, and covered with a whitish mucus, but afterwards becomes dry, brown, and tremulous: there is little thirst; the urine is pale and watery; low muttering delirium, arising from the torpid state of the sensorium, inducing indistinct or ill-associated ideas.

As the disease advances, the heat often becomes intense, rising several degrees above the standard; the tongue dry and brown, or morbidly red; delirium, now from determination of blood to the head, indicated by the suffused redness of the eyes, the flushed countenance, the throbbing of the temporal arteries; scanty, high-coloured, and foetid urine; sometimes a disposition to immoderate sweating; diarrhoea; subsultus tendinum; coma: involuntary excretions; cold extremities; convulsions; death.

CAUSES.

Predisposing. Weak and delicate habit of body, accompanied with much sensibility and irritability; studious and sedentary life; depressing passions of the mind; poor living; too free indulgence in the use of enervating liquors; excess in venery; profuse evacuations; warmth of climate.

Exciting. Intemperance; exposure to cold united with moisture; grief; fear; anxiety; those causes which in constitutions so predisposed would induce synocha; contagion.

DIAGNOSIS.

From typhus gravior. At the commencement, by the attack being more gradual, and the symptoms much more mild (vide Typhus gravior.) In the progress of the disease by the absence of those symptoms of putrescency enumerated in typhus gravior; and by its being accompanied with less heat and thirst, less frequency of pulse, and no bilious vomitings.

PROGNOSIS.

Favourable symptoms. About the seventh, fourteenth, or twenty-first day, the tongue peeling and becoming moist, first at its edges, afterwards on the surface; a moisture breaking out upon the skin; a gentle diarrhoea; salivation (not unfrequently accompanied with aphthæ, which, if they be of a light colour, are not unfavourable, and the contrary); the pulse become fuller and more slow; the ceasing of delirium, with some return of sleep and appetite; the appearance of scabby eruptions about the mouth, or of phlegmonous tumors in different parts of the body; the urine increasing in quantity, and depositing a sediment.

Unfavourable circumstances. All those indicating extreme debility; as diminished energy of the brain, marked by a continued state of insensibility, or confusion of intellects, with low muttering delirium; muscular debility, indicated by the presence of convulsions, subsultus tendinum, tremulous motion of the lips, tongue, and other parts; impeded deglutition,

by the patient lying prostrate on his back, with extended arms, or insensibly gliding down to the bottom of the bed; falling of the lower jaw; involuntary evacuations; small, rapid, intermittent pulse; hiccup; partial sweating about the breast and head; a peculiar yet indistinguishable expression of anguish in the countenance; picking of the bed-clothes; catching at imaginary objects in the air.

TREATMENT.

- Indications.* {
1. To excite a new and general action in the system, and thereby to check, or moderate, the effects of the morbid impression made by the cause of the disease.
 2. To support the strength of the patient, where the fulfilment of the first indication has been found impracticable.

1. By the operation of an emetic administered at the commencement of the disease; by diaphoretics; by cold affusion or immersion (admissible only when the hot stage is fully formed; when there is no sense of chilliness present; when the heat of the surface of the body is steadily *above* the natural standard; and when there is no general or profuse perspiration: Currie, Med. Reports).

Pulvis emeticus communis. Page 19.

Haustus emeticus communis. Page 19.

R. Vini ipecacuanhæ dr. vj.

— antimonii dr. j.

M. pro haustu emetico.

Mix for an emetic draught.

R. Aquæ ammoniæ acetatæ *dr. iij*

Misturæ camphoræ *dr. xij.*

Vini antimonii gutt. *xx.*

Syrupi simplicis *dr. j.*

M. f. haustus diaphoreticus quartis horis sumendus.

Mix into a diaphoretic draught to be taken every four hours.

R. Pulveris antimonialis *gr. iv.*

Nitri purificati pulverisati *gr. v.*

Sacchari purificati pulverisati *gr. vj.*

M. f. pulvis diaphoreticus quartis horis sumendus ex quovis vehiculo crasso.

Mix into a diaphoretic powder to be taken every four hours in any mucilaginous fluid.

2. By the exhibition of tonics, previous to which if the skin be hot and dry, the tongue dry and crusted, the pulse hard, and the bowels constipated, mild aperients, gentle cordial diaphoretics should be given.

R. Pulveris rhabarbari *scr. j.*

Cremoris tartari *dr. j.*

Pulveris aromatici *gr. v.*

M. f. pulvis aperiens.

Mix for an opening powder.

R. Kali tartarisati *dr. jss.*

Pulveris rhæi *gr. x.*

Infusi sennæ *dr. xij.*

Syrupi corticis aurantii,

Tincturæ cardamomi, *aa dr. j.*

M. pro haustu aperiente.

Mix for an opening draught.

R. Pulveris rhabarbari gr.xij.

Calomelanos gr.ijj.

M. f. pulvis aperiens ex pauxillo mellis sumendus.

Mix into an opening powder to be taken in a little honey.

R. Calomelanos gr.v.

F. pulvis pro re nata sumendus.

Make a powder to be taken when necessary.

R. Extracti colocynthidis compositi scr.fs

Calomelanos gr.ijj.

M. f. bolus aperiens: vel pilulæ tres pro dosi.

Mix into an opening bolus, or three pills for a dose.

R. Pulveris ipecacuanhæ compositi gr.v.

F. pulvis diaphoreticus sexta quaque hora sumendus.

Make a diaphoretic powder to be taken every six hours.

R. Misturæ camphoræ dr.xij.

Aquæ ammoniæ acetatæ dr.ij.

Spiritus ammoniæ compositi dr.fs.

Syrupi simplicis dr.j.

M. f. haustus sexta quaque hora sumendus.

Mix into a draught to be taken every six hours.

R. Misturæ camphoræ dr.xij.

Vini antimonii gutt. xx.

Pulveris contrayervæ compositi scr.fs.

Syrupi corticis aurantii dr.j

M. f. haustus sexta quaque hora sumendus.

Mix into a draught to be taken every six hours.

MISTURA CAMPHORÆ FORTIOR.

R. Camphoræ gr.xxv.

Amygdalarum dulcium decorticatarum sex.

Sacchari purificati dr.iiij.

Optime contere, dein adde

Rub thoroughly together, then add

Aquæ menthæ sativæ oz.vijfs.

Ut fiant mistura. Sit dosis cochlearia tria magna.

A mixture to be made, of which three table-spoonfuls are a dose.

Vel

R. Camphoræ gr.xxv.

Spiritus vini rectificati gutt. v.

Fiat pulvis, dein adde

Make a powder, then add

Pulveris Arabici dr.jfs.

Syrupi corticis aurantii dr.iiij

Aquæ menthæ sativæ oz.vij.

Ut fiant mistura. Sit dosis cochlearia tria ordinaria.

A mixture to be made. The dose three common spoonfuls.

R. Misturæ camphoræ fortioris dr.x.

Aquæ ammoniæ acetatæ dr.iiij.

Vini antimonii gutt. xv.

Syrupi simplicis dr.j.

M. f. haustus quartis horis sumendus.

Mix into a draught to be taken every four hours.

R. Camphoræ gr.iv.

Pulveris contrayervæ compositi scr.fs.

—— antimonialis gr.j.

Mucilaginis arabicæ q. s.

F. bolus sexta quaque hora sumendus.

Make a bolus to be taken every six hours.

These being premised—tonics :—cinchona,—angustura, columba, serpentaria virginiana ;—acids :—acidum vitriolicum, acidum nitricum, acidum muriaticum, &c.—wine :—red port, Madeira ;—antispasmodics :—camphor, musk and castor, and spirit. æther. vitriol.—the affusion of cold water, as before directed.

R. Decocti cinchonæ *dr. xiiij.*
Elixir vitrioli acidi gutt. *vj.*
Syrupi rosæ *dr. j.*

M. f. haustus quarta quaque hora sumendus.
Mix into a draught to be taken every four hours.

R. Decocti cinchonæ *dr. xiiij.*
Tincturæ ejusdem *dr. jfs.*
Syrupi rosæ *dr. jfs.*
Spiritus ætheris nitrosi *dr. fs.*

M. f. haustus quartis horis sumendus.
Mix into a draught to be taken every four hours.

R. Radicis serpentariæ virginianæ,
Corticis cinchonæ, *aa oz. fs.*
Aquæ ferventis *oz. xvj.*

Macera per horam et cola.
Macerate for an hour and strain.

R. Hujus infusionis *dr. xiv.*
Tincturæ columbæ *dr. j.*
Syrupi corticis aurantii *dr. jfs.*

M. f. haustus quartis horis capiendus.
Mix into a draught to be taken every four hours.

R. Decocti angusturæ *dr. xiiij.*
Tincturæ cinchonæ *dr. jfs.*
Confectionis aromaticæ *scr. j.*
Syrupi simplicis *dr. j.*

M. f. haustus quarta quaque hora sumendus.
Mix into a draught to be taken every four hours.

As the disease advances recourse may be had to the stimulating operation of blisters; nutritive diet; the lighter kinds of animal food; as chicken and veal broth, calf's-foot jelly, &c. recent and acescent fruits.

Sleep should be procured by opiates united with an antimonial.

R. Mithridati *scr.j.*
 Misturæ camphoræ *dr.xiiij.*
 Vini antimonii gutt. *xx.*
 Syrupi rosæ *dr.jss.*

M. pro haustu.

Mix for a draught.

R. Tincturæ opii gutt. *xx.*
 Misturæ camphoræ *dr.xiiij.*
 Spiritus ætheris nitrosi,
 Syrupi simplicis, *aa dr.j*

M. pro haustu.

Mix for a draught.

R. Pulveris antimonialis *gr.iiij*
 — opii *gr.j*
 — tragacanthæ compositi *scr.fs.*

M. f. pulvis.

Mix into a powder.

If there be delirium arising from a determination of blood to the head, as indicated by a suffused redness of the eyes; dilated pupil, and inordinate sensibility and irritability,—

Imponatur, nuchæ capitis, vel suris externis, emplastrum cantharidis.

A blister to be applied to the back of the neck, or the calves of the legs.

Cataplasmata ex farina lini pedibus imponenda.

A cataplasm of flaxseed to be applied to the feet.

R. Spiritus ætheris vitriolici compositi oz ss.

Misturæ camphoræ oz. xij.

M. pro lotione temporibus frequenter admovenda.

Mix for a lotion to be frequently applied to the temples

R. Aceti communis oz. iij.

Camphoræ gr. v.

Aquæ puræ oz. ix.

M. pro lotione toto capiti subinde applicanda.

Mix for a lotion to be now and then applied to the head generally.

If it be the low muttering delirium, or incoherence of ideas above mentioned—opium, musk, camphire, and blisters to the head.

Six drops of laudanum may be added to each tonic draught, or a proportional dose of the pulvis opiatus, or confectio opiata.

R. Misturæ e moscho oz. vj.

Cujus sumat æger cochlearia duo magna secundis horis.

Of which the patient is to take two table spoonfuls every two hours.

R. Misturæ e moscho oz. vij.

Spiritus ætheris vitriolici compositi dr. ij.

Syrupi rosæ dr. iij.

M. f. julapium de quo capiat cochleare magnum subinde.

Mix into a julap of which a table spoonful is to be taken occasionally.

R. Misturæ e moscho,
——— camphoræ fortioris, aa oz. iij.
Spiritus ætheris nitrosi dr. ij.

M. f. mistura cujus sumantur cochlearia duo magna tertia
quaque hora.

Make a mixture of which two table spoonfuls are to be taken
every three hours.

A diarrhœa, not critical, should be checked by the exhi-
bition of opium ; of ipecacuanhæ in small doses, alone, or
joined with opium ; by cordials, astringents ; catechu, kino.

R. Pulveris opiatæ scr. fs.
——— ipecacuanhæ gr. j.

M. f. pulvis octavis horis sumendus.

Make a powder to be taken every eight hours.

R. Misturæ e creta oz. vij.
Vini ipecacuanhæ dr. iij
Tincturæ zingiberis oz. fs.

M. f. mistura.

Make a mixture.

R. Misturæ e creta oz. vij
Confectionis aromaticæ dr. fs.
Tincturæ opii gutt. xxx.

M. pro mistura.

Make a mixture.

R. Misturæ e creta oz. vij.
Confectionis opiatæ dr. j.

M. f. mistura.

Make a mixture.

R. Misturæ e creta oz.vj.
 Tincturæ cardamomi oz.j.
 Syrupi zingiberis oz.fs.
 Tincturæ opii dr.fs.

M. f. mistura.

Make a mixture.

R. Electuarii catechu (P. E.) dr.ijj.
 Decocti angusturæ oz.vij.
 Tincturæ ejusdem dr.ijj.

M. f. mistura.

Make a mixture.

Three table spoonfuls of any of the above mixtures may be given every two, three, or four hours, or after every purging stool.

Bibat æger vinum rubrum generosissimum frequenter.

Let the patient drink generous Port wine frequently.

Profuse sweats are to be restrained by acidulated drinks, and by the use of the vegetable and mineral acids.

R. Misturæ camphoræ fortioris oz.vij.
 Elixir vitrioli acidî dr.fs.

M. f. mistura cujus capiat cochlearia tria sub nde.

Make a mixture of which three spoonfuls are to be taken now and then.

R. Infusi rosæ,
 Vini rubri, aa p. æ.

M. pro potu ordinario.

Mix for common drink.

Should the extremities become cold, sinapisms to the feet, blisters to the inside of the ancles, camphire and æther.

R. Misturæ camphoræ fortioris oz.vij.
 Spiritus ætheris vitriolici compositi dr.ijj.

M. f. mistura cujus sumantur cochlearia duo magna quaque hora.

Make a mixture of which two table-spoonfuls are to be taken every hour.

TYPHUS GRAVIOR, OR PUTRID FEVER.

SYMPTOMS.

The attack of this disease is much more sudden than that of the preceding, and its progress more violent and rapid; the rigors are extremely severe; the prostration of strength greater and more early, and the expression of anguish and horror more acute; the heat of the skin is often moderate, though in some instances it soon rises to a degree greater than in any other fever, to 108° of Fahrenheit, and is peculiarly acrid and burning to the touch; the pulse is quick, small, and possesses considerable hardness; nausea and bilious vomiting; intense pain in the head; tinnitus aurium; preternatural throbbing of the temporal and carotid arteries; ferreted redness of the eyes; extreme anxiety; ferocious delirium; the tongue is dry and covered with a brown or black crust; the breath is hot and offensive; foetid sordes accumulate about the teeth; the urine, at first pale, then becomes extremely high coloured and foetid, and in the last stage of the disease often deposits a black sediment.

In the advanced stages hæmorrhages break out from different parts of the body; blood is effused under the skin, forming petechiæ, maculæ, and vibices. The excretions become involuntary, and extremely offensive; gangrenous aphthæ appear about the mouth and throat; the pulse sinks, and intermits; the extremities grow cold; hiccups ensue; and before dissolution the patient exhibits a most complicated scene of misery.

CAUSES.

Predisposing. All those causes inducing debility already enumerated under Typhus mitior; want of cleanliness; confined air; close and humid state of the atmosphere; contagion.

DIAGNOSIS.

From Typhus mitior. Vide Typhus mitior.

From synocha. By the sudden and great prostration of strength which ensues on its first attack; by the constitution of the patient; by the brown or black tongue; the livid flush of the countenance; the black and foetid sordes about the teeth; the less degree of strength, yet greater quickness and hardness of pulse; the acrid and more intense heat of the skin; the symptoms of putrescency above mentioned.

PROGNOSIS.

Favourable. A crisis accompanied with any of the symptoms mentioned under Typhus mitior; an abatement of febrile heat and thirst; a gentle moisture diffused equally over the whole surface of the body, succeeded by a rising of the pulse; the absence of delirium and stupor; the prostration of strength not great; the petechiæ or hæmorrhages being of a florid, red colour.

Unfavourable. In addition to those already enumerated as marking extreme debility (*vide Typhus mitior*), the peculiar appearance of the patient; his eyes inflamed and staring, his speech quick, the sound of his voice altered; extreme anxiety and perpetual watchfulness; high delirium; loss of sight; dry, black tongue; nausea, or constant vomiting; foetid and involuntary excretions; passive hæmorrhages; dark-coloured, livid, petechial eruptions; yellowness of the skin; tension of the abdomen; black and gangrenous aphthæ; gangrene of blistered places; partial cold and clammy sweats; cadaverous smell of the whole body.

TREATMENT.

- Indications.* {
1. To moderate the excessive febrile action, and to support the strength of the patient.
 2. To obviate the putrid tendency in the fluids.

1. By the means recommended for the cure of the preceding disease; great reliance is placed by some Practitioners on the frequent affusion of cold water, employed under the restrictions there mentioned. Great benefit has been derived from the use of the spirit, ætheris vitriolici compositi

R. Spiritus ætheris vitriolici compositi *dr.ijj.*

Misturæ camphoræ *oz.vijfs.*

M. f. mistura cujus capiat æger coch. *ijj.* magna tertia quaque hora.

Make a mixture of which the patient is to take three table-spoonfuls every three hours.

R. Spiritus ætheris vitriolici compositi *dr.ijj.*

Misturæ camphoræ fortioris *oz.vij.*

M. f. mistura cujus capiat æger cochlearia tria magna tertia quaque hora.

Make a mixture of which the patient is to take three table-spoonfuls every three hours.

2. This is partly to be done by fulfilling the first indication: by the utmost cleanliness; frequent change of linen; ventilating and fumigating the apartment of the patient; frequently sprinkling the room with vinegar or camphorated spirits; the use of acid and acescent fruits, such as currants, grapes, oranges.

The exhibition of antiseptics, especially cinchona, in combination with acids:—

R. Decocti cinchonæ *dr.xij.*

Tincturæ cinchonæ *dr.ij.*

Elixir vitrioli acidi gutt. *x.*

M. f. haustus.

Mix into a draught.

R. Decocti cinchonæ *dr. xij.*

Tincturæ ejusdem *dr. jfs.*

Acidi muriatici gutt. *v.*

M. f. haustus.

Mix into a draught.

R. Decocti cinchonæ *dr. xij.*

Tincturæ ejusdem *dr. jfs.*

Acidi nitrici gutt. *vij.*

M. f. haustus.

Mix into a draught.

R. Extracti cinchonæ mollis *scr. fs.*

Decocti cinchonæ *dr. xij.*

Tincturæ ejusdem *dr. ij.*

Acidi muriatici gutt. *vj.*

M. f. haustus.

Mix into a draught.

One of these draughts to be taken every two, three, or four hours.

The decoction of angustura, quercus, serpentaria, or cascarilla may be used, made in the same way as the decoction of the cinchona, and employed in the same dose, combined with tincture and acid.

The intestinal canal should be assiduously cleared from any accumulated fæces, by the occasional use of gentle laxatives, as rhubarb and cream of tartar, calomel, and mild clysters.

R. Aceti communis *oz. iij.*

Infusi florum chamæmeli *oz. v.*

M. pro enemate.

Mix for an enema.

R. Natri muriatici oz. ss.
Aceti communis oz. jss.
Infusi chamæmeli oz. vj.

M. f. enema.

Mix for an enema.

R. Nitri purificati dr. iij.
Infusi chamæmeli oz. vj.
Aceti communis oz. ij.

M. f. enema.

Mix for an enema.

Acids vegetable and mineral, and carbonic acid in every form; fermenting liquors; yeast has been successfully used; infusion of malt; aerated waters; clysters of carbonic acid gas, or of acidulated waters; oxygen gas; oxygenated muriate of potash.

R. Muriatis potassæ oxygenati dr. ss.
Tincturæ cardamomi dr. ij.
Syrupi corticis aurantii dr. j.
Aquæ cinnamomi oz. jss.

M. pro haustu secunda vel tertia quaque hora sumendo.

Mix for a draught to be taken every two or three hours.

Phosphorus dissolved in æther or oil, and made into an emulsion with mucilage of gum Arabic, has been employed with beneficial effect in the last stages of typhus by Drs. Mentz, Wolff, Leroy, and others; but the difficulty of obtaining and mixing it, and the great caution that is requisite in the exhibition, are such as prevent its general use.

If aphthæ appear, the gargles recommended for cynanche maligna may be employed.

Should hemorrhages arise—the acidulated infusion of roses, in addition to other antiseptics; but more especially the oxygenated muriatic acid.

R. Acidi muriatici oxygenati gutt. xx.

Decocti cinchonæ dr. xij.

Tincturæ ejusdem dr. iij.

M. f. haustus tertia quaque hora sumendus.

Mix into a draught to be taken every three hours.



SYNOCHUS, OR MIXED FEVER.

This is a compound of synocha and typhus. It commences with the symptoms of the former, and terminates in those of the latter. At first the pulse is strong and hard, the tongue white, the urine high-coloured; soon however the tongue becomes yellow, then brown; the pulse loses its strength, yet retains its hardness, and becomes more quick; prostration of strength supervenes; and the disease assumes the form of typhus mitior, or gravior, as certain predisponent circumstances of constitution, or cause, may happen to be present.

The usual and almost universal *cause* of this fever is cold; the morbid effects of which are promoted by its union with moisture, or by a debilitated state of constitution however previously induced.

The *treatment* has been already fully described. In the commencement it will be that laid down for the cure of inflammatory fever: the utmost caution must however be employed in the use of those means which lower the tone of the system, especially bleeding, so that sufficient strength may be left to combat the succeeding stage, in which the treatment will be that proper for typhus.

ORDER II.

PHLEGMASIÆ, OR INFLAMMATIONS.

CHARACTER.

Synocha fever, with inflammation or topical pain; the function of an internal part being at the same time injured; the blood upon venesection exhibiting a buffy coat.

GENERAL CAUSES.

All the causes inducing local inflammation; viz.

All mechanical, chemical and nervous stimuli; as external injuries by bruises, wounds, compression, &c. Irritation produced by the presence of extraneous bodies of whatever kind.

The application of cold.

Any cause that determines an increased or irregular impetus of blood to the part—as violent exercise, certain diseases, an inordinate influx of nervous energy.

All the causes inducing inflammatory fever. Vide Synocha.

GENERAL TREATMENT.

- Indications.* {
1. To remove the remote causes when they are evident, and continue to operate.
 2. To lower the tone of the vascular system in general; by abstracting those natural agents or stimuli, by which it is supported.
 3. To lower the tone, diminish the sensibility, and reduce the inflammatory action of the part in particular.

PHRENITIS, OR INFLAMMATION OF THE
BRAIN, OR ITS MEMBRANES.

SYMPTOMS.

Horror; immense anxiety and sense of tension referred to the breast; loss of memory; frightful dreams; nausea and oppression at the stomach; excruciating pain in the head; extreme sensibility to impressions of light and sound; peculiarly wild expressions of the countenance; constant watchfulness. The face becomes flushed and turgid; the eyes stare, and seem as if starting from their sockets; ferocious delirium; tears sometimes burst from the eyes; sometimes there is profuse sweating from every pore, at others the skin is dry and burning; parched tongue; at first fiery red, afterwards becoming white, yellow, or black; peculiarly hard and rapid pulse.

Phrenitis generally terminates in stupor and insensibility; and if protracted, in great prostration of strength, and symptoms of debility.

CAUSES.

Exposure to excessive heats, or to vicissitudes of temperature; as subjecting the head uncovered to the rays of a vertical sun; violent exercise; stimulant passions of the mind; intense study; the presence of irritating matter in the stomach; external violence; the abuse of spirituous liquors.

DIAGNOSIS.

From mania.—by the one being accompanied with violent fever, the other not; by the speedy termination of the one, and longer duration of the other.

From the delirium of synocha.—In phrenitis, the delirium is the primary affection; in synocha it is consequent upon the

general fever; in synocha the pulse is strong and full; in phrenitis small, hard, and more rapid; phrenitis terminates when protracted in symptoms of typhus, true inflammatory fever most frequently in visceral inflammation.

From the delirium of typhus.—By the mode of the accession: the affection of the head in phrenitis comes on suddenly, and is extremely violent: the delirium of typhus is preceded by the characteristic marks of that disease, and is more moderate in degree: it is distinguished from the low muttering delirium, often accompanying nervous fever, by there being in this no symptoms of inflammation; the face is pallid; the eyes are dull; and all the features shrunk; the contrary is the case in phrenitis.

PROGNOSIS.

Favourable.—The appearance of a warm and equable perspiration, when the skin has been before constricted; diarrhœa; sediment in the urine; hemorrhage from the nose; the pulse diminishing in frequency, and becoming more full and soft; the return of sleep and consciousness; inflammation attacking a less important part.

Unfavourable.—After ferocious delirium and constant watchfulness, the pupil of the eye becoming dilated; frothing at the mouth; grinding of the teeth; profound insensibility; tremors; convulsions; involuntary evacuations; the face, from being flushed, suddenly becoming pale; suppression of urine; involuntary tears; the urine of a dark red or yellow colour, or covered with a pellicle; the fæces either bilious or white and very foetid; profuse sweats without affording relief; paralysis of the tongue or other parts; inflammation of other viscera, without diminishing the symptoms of the original disease; delirium changing to coma, while the pulse becomes weaker.

TREATMENT.

Indication. { To diminish the quantity of circulating fluids,
and lessen the tone of the vessels, in the
system in general, and in the head in par-
ticular.

1. By bleeding. A copious and *sudden evacuation* of blood from the temporal artery, the jugular vein, or the arm, which should be repeated frequently, proportioning the quantity to the age, sex, temperament, and habits of the patient :

Mittatur sanguis, pleno rivo, ad æ. xvj, et repetatur pro re nata.

Blood should be drawn in a full stream (or from a large orifice) to the extent of *æ. xvi.* and to be repeated as occasion may require.

Topical bleeding also, from the head, neck, or feet :

Admoveantur singulis temporibus hirudines quatuor vel sex.
Half a dozen leeches should be applied to each of the temples.

2. By purging :—with neutral salts, or calomel in strong doses, so as to keep up a counter irritation, and not to excite vomiting.

R. Natri vitriolati æz. j.

Aquæ puræ æz. vj.

Syrupi croci dr. iij.

M. f. mistura de qua capiat æger cochlearia iv quavis hora donec alvus bis terve respondeat.

Make a mixture, of which the patient is to take four spoonfuls every hour, until the bowels are moved twice or thrice.

R. Calomelanos gt. x.

Sacchari purificati scr. j.

M. fiat pulvis catharticus.

Mix for a cathartic powder.

R. Pulveris e scammonio cum calomelane *gr.xv.*
F. pulvis catharticus.
Mix for a cathartic powder.

R. Gambogiæ *gr.x.*
Pulveris jalapii *gr.xij.*
M. f. pulvis catharticus.
Mix for a cathartic powder.

3. By saline diaphoretics and refrigerants.

Capiat æger haustum salinum communem (page 17) tertia
quaque hora.

The patient to take the common saline draught (page 17) eve-
ry three hours.

R. Nitri purificati *gr.x.*
Aquæ ammoniæ acetatæ *dr.ij.*
—— distillatæ *dr.xij.*
Syrupi rosæ *dr.j.*
M. pro haustu diaphoretico quarta quaque hora sumendo.
Mix for a diaphoretic draught to be taken every four hours.

R. Aquæ ammoniæ acetatæ *oz.fs.*
Misturæ camphoræ fortioris *dr.x.*
Vini antimonii tartarisati *gt. vj.*
Syrupi simplicis *dr.j.*
M. f. haustus diaphoreticus quartis horis sumendus.
Mix for a diaphoretic draught to be taken every four hours.


4. By the application of vinegar and water to the head, pre-
viously shaved; pediluvium and semicupium.

5. By the application of blisters to the head, neck, and
legs.

Applicetur toto capiti raso, vel nuchæ capitis, vel suris externis, emplastrum cantharidis amplum.

Let a large blister be applied to the whole head first shaved, or to the back of the neck, or the calves of the legs.

The most perfect tranquillity should be observed in the patient's room, all sounds and light excluded, and no food whatever be allowed during the inflammatory period, except barley water, rennet whey, gruel, sago, panada, arrow root, or the like.



CYNANCHE TONSILLARIS, OR INFLAMMATORY SORE THROAT.

SYMPTOMS.

Rigors and flushing succeeding each other, and terminating in the hot stage of an inflammatory fever; during which inflammation is found upon the tonsils, uvula, and adjacent parts; difficult and painful deglutition; the voice becomes hoarse, sometimes almost lost; sense of burning heat and lancinating pain in the throat; copious excretion of viscid mucus and saliva; in more severe attacks the eyes are inflamed, and the cheeks swollen and florid; pain in the ear, and not unfrequently deafness; sometimes the inflammation from being extremely florid becomes of a dusky rose colour, and is soon interspersed with little whitish specks, which become small sloughs.

It terminates in resolution—in suppuration, or in gangrene.

CAUSES.

All those causes which induce inflammation in general; the application of cold to the neck; wearing damp linen; sitting in damp rooms; getting wet in the feet; violent exertions of voice; blowing wind instruments; suppression of customary evacuations; acrid substances irritating the fauces.

DIAGNOSIS.

From cynanche maligna.—By the fever, which in the one is inflammatory, in the other typhoid; by the absence of ulceration.

From scarlatina anginosa.—See scarlatina anginosa.

PROGNOSIS.

Favourable.—Those circumstances indicating resolution or suppuration; little fever; free respiration; deglutition not much impeded; the inflammation being of a vivid red colour; copious salivation about the fifth day.

Unfavourable.—Those circumstances indicating gangrene; which are, after unusual violence of pain, a sudden abatement; the tonsils, before turgid, moist, and shining, suddenly appearing dry, flaccid, unequal, and of a pale brown or livid colour; the inflammation becoming of a dull red, and interspersed with specks of a dark colour (as long as the specks continue white, little is to be apprehended from them); the pulse, from being strong, becoming small, weak, and irregular; the face, before flushed, now assuming a cadaverous appearance; clammy cold sweats and cold extremities; foetid breath; great anxiety; subsultus tendinum; foam in the mouth; coma, or slight delirium; the tonsils enlarging to such a size as to threaten suffocation.

TREATMENT.

The *indications* are those for the treatment of inflammation in general.

Emetics are extremely useful in the beginning, before the febrile symptoms are very violent. The timely exhibition of an emetic often checks the complete formation of the disease.

R. Antimonii tartarisati gr.ij,

Sacchari albi scr.j.

M. fiat pulvis in partes quatuor æquales dividendus, quarum capiat unam quavis hora donec probe vomat.

Mix into a powder to be divided into four equal parts, of which one is to be taken every hour until full vomiting is occasioned.

When the disease is not checked, the antiphlogistic regimen and diet must be enforced, and the inflammation attacked :

1. By blood-letting, general and local.

Mittatur sanguis ex veno jugulari ad oz.viij.

Blood to be drawn from the jugular vein to the extent of oz.viij.

Admoveantur hirudines tres parti affectæ.

Three leeches to be applied to the part affected.

Applicentur cucurbitulæ cum ferro sub aurem lateris affecti, et mittatur sanguis ad oz.iv.

Scarification and cupping to be applied under the ear of the affected side, and four ounces of blood to be thus taken.

2. By blisters to the throat and back, and rubefacients.

Illinatur linimentum ammoniæ vel linimentum camphoræ compositum in partem affectam, sextis horis. The part affected to be bathed every six hours with the linimentum ammoniæ, or the linimentum camphoræ compositum.

Emplastrum cantharidis collo qua dolet.

A blister to be applied to the painful part of the neck.

3. By purging, with either of the recipes page 28.

4. By diaphoretics, such as recommended, page 29, against inflammatory fever.

5. By inhaling the steams of warm water, alone, or impregnated with vinegar, camphor, or æther.

6. By sedative or slightly stimulant gargles :

R. Nitri purificati *dr.ij.*

Aquæ hordei *oz.vij.*

Mellis acetati *dr.vij.*

M. f. gargarisma sæpe utendum.

Mix for a gargle to be frequently used.

R. Infusi rosæ *oz.vij.*

Tincturæ myrrhæ *dr.ij.*

M. f. gargarisma.

Mix for a gargle.

R. Acidi muriatici *dr.fs*

Aquæ hordei *oz.vij.*

M. f. gargarisma.

Mix for a gargle.

If suppuration ensue—emollient cataplasms; warm emollient gargles; frequently inhaling the steams of warm water; early incision.

R. Caricarum incisarum oz. iv.

Aquæ distillatæ oz. xij.

Coque per sextam partem horæ, dein cola pro gargarismate tepide utendo.

Boil for ten minutes, then strain for a gargle to be used of a tepid temperature.

If a tendency to gangrene—the means enumerated under the head *Cynanche maligna* are to be used.

If danger of suffocation—scarifications of the tumefied parts; inhalation of æther; bronchotomy.

The strength of the patient should meanwhile be supported by nutritious clysters of animal broths, thick gruel, or a solution of starch.



CYNANCHE MALIGNA, OR PUTRID SORE THROAT.

SYMPTOMS.

Cold shiverings; anxiety; nausea; vomiting; heat; restlessness; debility; oppression at the chest; the face is flushed; the eyes red; sense of stiffness in the neck, with hoarseness of voice, and sore throat; when upon inspection, the whole internal fauces appear of a fiery red colour. This soon changes to a dark red, and becomes interspersed with a number of specks, of some shade between a light ash, and dark brown. In some cases the first appearance which the fauces assume, is that of a large whitish coloured stain, sur-

rounded by a florid margin: the stain soon becoming an extensive slough. The tongue is covered with a thick brown fur; the inside of the lips are beset with vesicles, and a thin acrid matter distils from the mouth and nostrils, excoriating the neighbouring parts; there is often a diarrhoea, and sometimes a constant discharge of an excoriating fluid from the anus; considerable fever with an obvious evening exacerbation; small, frequent, irregular pulse; prostration of strength; coma or delirium; yet often, even when the disease terminates fatally, the patient is free from these symptoms, and continues to walk about until a few hours before his death.

About the *second* or *third* day large patches or stains appear about the neck and face, of a scarlet, or fiery red colour; which, upon inspection, are composed of small prominent papulæ. These, by degrees, become dispersed over the whole body, and after continuing for about four days, depart with a desquamation of the cuticle.

In bad cases the sloughs in the throat corrode deeper and deeper, and spread throughout the whole alimentary tube, or to the trachea; the symptoms of irritation continue to increase, gangrene supervenes, a severe purging comes on, and the patient expires; usually before the seventh, often as early as the third or fourth day.

CAUSES.

Predisposing. Weak and relaxed habit of body; debility, however induced; autumn and the commencement of winter; long continued humid state of the atmosphere; it most frequently attacks children.

Exciting. A specific contagion.

DIAGNOSIS.

It is distinguished from the preceding species of cynanche by the concomitant fever: in the one it is inflammatory, in

the other putrid. By the inflammation in the throat, in one disease terminating in resolution, or suppuration; in the other, in gangrene. By the absence of an eruption in the one; by its presence in the other.

From Scarlatina. See Scarlatina.

PROGNOSIS.

Favourable circumstances. The fever moderate, and suffering a remission upon the appearance of the eruption; about the fifth or sixth day, the skin, from being parched, becoming moist and soft; and this followed by a diminution of febrile symptoms; the eruption of a florid red colour, and diffused equally over the whole surface of the body; swelling of the tonsils has sometimes been attended with relief.

Unfavourable. At the commencement of the disease severe headaches, especially acute pain in the crown of the head; diarrhoea; coma; delirium; the eyes heavy and watery; the countenance either full and bloated, or pale, shrunk, and dejected; early prostration of strength; small irregular tremulous pulse, whether frequent or not; or full and unequal; small hurried anxious respiration, interrupted by sighs; the urine quite limpid, or very high coloured, and turbid; the fauces of a dark rose colour, with brown spots; an eruption of red pustules, or purplish blotches, forerun the worst cases. Sores or issues assuming an ill appearance; the absence of an eruption, or its early appearance; the eruption suddenly becoming lived, or changing from a dark red to a pale colour; or altogether disappearing; when the countenance assumes a cadaverous hue, and convulsions supervene. Dropsical swellings; the ulcers, left after the separation of the sloughs, of a fiery red colour, or suddenly becoming covered with a black crust; the ceasing of the discharge from the mouth and nose; the evacuation of fæces of a dark or black colour; the inflammation spreading to the stomach and intes-

tines, and producing symptoms of gastritis or enteritis; to the brain, inducing phrenitis; to the trachea, followed by a change in the voice, and other symptoms of angina trachealis. Hemorrhages from the mouth, nose, or ears; foetid breath; cold extremities; clammy sweats; hiccup.

TREATMENT.

- indications. { 1. To check the tendency to gangrene by supporting the strength of the system in general.
 { 2. To promote the separation of sloughs; and to preserve a healthy state of the fauces.
 { 3. To allay urgent symptoms.

1. By the liberal administration of antiseptics, especially bark, joined with spices and wine; it is more effectual when given in substance.

R. Pulveris cinchonæ scr.j.

—— aromatici gr.iiij.

Confectionis aromaticæ dr.fs.

Tincturæ cinchonæ dr.j.

Decocti ejusdem dr.xij.

Syrupi zingiberis dr.j

M. f. haustus quarta quaque hora capiendus.

Mix into a draught to be taken every four hours.

The formulæ prescribed at page 46 against putrid fever are also proper.

If the skin be hot and dry, the bark should be joined with a diaphoretic.

R. Aquæ ammoniæ acetatæ *dr.ij.*
Decocti cinchonæ *dr.xij.*
Tincturæ cinchonæ *dr.jfs.*
Confectionis aromaticæ *dr.fs.*

Fiat haustus tertia vel quarta quaque hora sumendus.

Make a draught to be taken every three or four hours.

R. Ammoniæ preparatæ *scr.j.*
Succi limonis, q. s. ad ejus saturationem.
Decocti cinchonæ *dr.ix.*
Tincturæ ejusdem *dr.j.*
Confectionis aromaticæ *dr.fs.*

F. haustus tertia vel quarta quaque hora sumendus.

Make a draught to be taken every three or four hours.

The diet should be thick gruel; barley-water; preparations of tapioca; Indian arrow-root; rice; sago; panado, with red wine or brandy. The ordinary drink wine-whey; negus, acidulated with the juice of oranges or lemons.

The chamber of the patient should be kept cool; the floor often sprinkled with vinegar; free ventilation; fumigations by casting pulverized nitre over a chafing-dish containing live charcoal, or with oxy-muriatic acid gas; all sources of putrid effluvia should be removed, and the patient's linen often changed.

Great attention ought to be paid to the state of the bowels; and irritating fæces should be prevented from accumulating by the occasional use of laxative enemata.

2. By stimulant, tonic, and astringent gargles; such are, an infusion of capsicum, of roses acidulated, solutions of myrrh, of marine acid, of a watery extract of bark in Port wine:

R. Seminis capsici annui contusi *dr. ss.*

Aquæ ferventis *oz. vij.*

Mellis rosæ *dr. iij.*

Tincturæ myrrhæ *dr. v.*

Fiat gargarisma.

To be made into a gargle.

R. Infusi rosæ *oz. vj.*

Tincturæ myrrhæ *oz. j.*

Acidi sulphurici diluti *dr. j.*

M. pro gargarismate.

Mix for a gargle.

R. Extracti cinchonæ mollis *dr. j.*

Vini rubri generosissimi *oz. vij.*

Fiat gargarisma.

To be made into a gargle.

Should these be insufficient, the parts may be touched with mel æruginis, with powdered myrrh or alum, by means of a camel-hair pencil, with marine acid mixed with honey.

R. Acidi muriatici *dr. ij.*

Mellis rosæ *dr. xiv.* M.

Quo partes gangrenosæ sæpe, ope penicilli, tangantur.

With which the gangrenous parts are often to be touched by means of a piece of lint, or a camel's hair pencil.

The inhalation of the steams of hot water, impregnated with myrrh, camphor, or vinegar, may be had recourse to.

3. Diarrhœa—by opium—and astringents—such as are ordered against diarrhœa in nervous fever at page 41.

Violent vomiting—by the saline medicine in an effervescing state,—mild laxative enemata,—opium joined with camphor.

HAUSTUS SALINUS EFFERVESCENS.

R. Kali præparati *scr.j.*
 Aquæ cinnamomi *dr.ij.*
 ——— distillatæ *dr.vij.*
 Syrupi corticis aurantii *dr.jfs.*

Fiat haustus cum cochleare magno succi limonis, in actu effervescentiæ, sumendus.

Make a draught to be taken with a table spoonful of lime juice in the act of effervescence.

R. Misturæ camphoræ fortioris *dr.v.*
 Spiritus myristicæ *dr.j.*
 Aquæ ammoniæ acetatæ *dr.ij.*
 ——— distillatæ *dr.vij.*
 Tincturæ opii gutt. v.
 Syrupi rosæ *dr.j.*

M. f. haustus tertia quaque hora sumendus.

Mix into a draught to be taken every three hours.

Passive hemorrhages—by the internal administration of powerful astringents. The external application of vinegar and water, of a solution of alum or of cuprum vitriolatum to the orifices on lint.

R. Aluminis purificati *dr.ij.*
 Aceti communis,
 Aquæ puræ, singulorum *oz.vij.*

Fiat solutio.

Make a solution.

R. Cupri vitriolati *dr. jfs.*

Aquæ puræ *oz. vij.*

Spiritus vini tenuioris *oz. j.*

Fiat solutio.

Make a solution.

Costiveness—by gentle laxative enemas.



CYNANCHE TRACHEALIS, OR THE CROUP.

SYMPTOMS.

The disease generally creeps on imperceptibly; beginning with a hoarseness and wheezing, short dry cough, and sometimes a rattling in the throat when asleep; the difficulty of breathing increases, and at length becomes indescribably anxious; the face is flushed and the veins of the neck varicose; the voice in speaking, and coughing, acquires a shrill and peculiar sound, similar to the crowing of a cock, or to the noise which a fowl makes when caught in the hand; the sound of inspiration at first resembles the passing of air through a piece of muslin; afterwards as through a metallic tube; at the commencement of the disease the cough is dry; soon however a viscid matter is brought up, with portions of film or membrane of a whitish colour; and the efforts made to expectorate these are often so distressing as to endanger strangulation. It is accompanied with the symptoms of inflammatory fever. It most frequently terminates fatally about the fourth or fifth day, when the patient expires from suffocation.

CAUSES.

Remote and predisposing. Its attack is mostly confined to children between the age of three and thirteen years. It is more frequent in low and moist situations, and on the seashore. It may be induced by any of the causes of inflammation. It has been epidemic; and is by some supposed to be contagious.

DIAGNOSIS.

The peculiarity of breathing; of speaking; of coughing above described, are the pathognomic symptoms.

From the convulsive asthma of children. This disease attacks children of the same age, and is attended with symptoms much resembling those of angina. Distinguished by its consisting of repeated paroxysms, having an interval of twelve or fifteen hours; by the attack being more sudden, and not at first attended with fever; by being unattended with expectoration; by the respiration, though equally sonorous, having a much deeper sound.

PROGNOSIS.

Favourable. Early and copious expectoration; the breathing not much impeded; the voice little changed; the febrile symptoms moderate.

Unfavourable. Vast anxiety; anxious difficulty of breathing; violent fever; the sound of the voice becoming more acute; no expectoration.

TREATMENT.

Indications. See the general treatment of the phlegmasiæ.

They are best fulfilled by:—

1. General and topical bleeding, from the jugular vein, and by the application of leeches to the trachea.

2. Emetics in full and nauseating doses, especially ipecacuanha, squills, or tartar emetic.

R. Vini ipecacuanhæ oz. fs.

Oxymellis scillæ dr. iij.

M. cujus sumat æger cochleare unum minimum subinde.

Of which the patient is to take a tea spoonful now and then.

R. Tincturæ scillæ dr. jfs.

Mellis acetati dr. v.

Aquæ distillatæ oz. jfs.

M. cujus capiat cochleare minimum omni hora.

A mixture to be made of which a tea spoonful is to be taken every hour.

R. Antimonii tartarisati gr. ij.

Aquæ distillatæ oz. jfs.

Oxymellis scillæ oz. fs.

M. cujus sumat cochleare unum minimum subinde ad nauseam vel vomitum promovendam.

A mixture to be made of which a tea spoonful is to be taken now and then to promote nausea or vomiting.

3. Cathartics of neutral salts or calomel.

R. Magnesiæ vitriolatæ dr. iij.

Infusi sennæ dr. xij.

Syrupi rosæ dr. ij.

F. mistura cujus capiat cochleare magnum pro re nata.

Make a mixture of which a table spoonful is to be taken occasionally.

R. Calomelanos gr. ij.

Pulveris antimonialis gr. iij.

Fiat pulvis catharticus ex melle sumendus.

Make a cathartic powder to be taken in honey.

4. Blisters to the neck, kept open by the use of the unguentum cantharidis, or unguentum sabinæ.

5. Calomel so administered as to excite salivation, has been successfully employed.

R. Calomelanos gr. iij.

Sacchari purificati g. vj.

F. pulvis tertia vel quarta vel sexta quaque hora, ex quovis vehiculo crasso, sumendus.

Make a powder to be taken every third, fourth or sixth hour in any mucilaginous or viscous vehicle.

If the bowels be soon purged, and the motions be green, the calomel must be discontinued, and mercurial ointment rubbed into the thigh, or elsewhere, if the inflammation be not abated.

6. Strong decoction of seneka, frequently taken into the mouth in small quantities, has been successfully used to promote a separation of the films or coagula.

R. Radicis senekæ contusæ oz. ij

Aquæ puræ lb. j

Coque per horam dimidiam, dein cola pro collutorio.

Boil for half an hour, then strain for a gargle.



CYNANCHE PHARYNGÆA, OR INFLAMMATION OF THE PHARYNX,

Differs from cynanche tonsillaris in the seat of the inflammation only. It is of the same nature, produced by the same causes, and requires the same treatment.

CYNANCHE PAROTIDÆA, OR THE MUMPS.

After slight symptoms of inflammatory fever, a swelling of the parotid and maxillary glands appearing externally; respiration and deglutition little impeded; sometimes a metastasis of the inflammation takes place to the breast in the female, and to the testes in the male; and the recession is not unfrequently followed by delirium.

Cause. Specific contagion.

The treatment will be the same as in cynanche tonsillaris. Emetics are especially beneficial. Should inflammation of the breast or testes supervene, with delirium or stupor, blisters to the head, sinapisms to the feet, fomentations to the parts affected.



PNEUMONIA.

Species. { Pleuritis, or inflammation of the plura.
Peripneumonia, or inflammation of the substance of the lungs

SYMPTOMS.

Pleuritis commences with the usual symptoms of inflammatory fever, accompanied, or followed, by a sense of weight in the chest, which in a few hours becomes acute pain, referred to the side, about the sixth or seventh rib, and thence lancinating to the sternum or scapula. The breathing is extremely anxious, and the pain is increased during inspiration;

incapacity of lying upon the affected side; frequent, hard, contracted pulse, vibrating under the finger like the tense spring of a musical instrument; white tongue; high coloured urine, and other symptoms of synocha.

In peripneumonia, the pain is more obtuse and attended with greater sense of weight, and oppression; the pulse is more soft; the difficulty of breathing more constant; the face is flushed, and sometimes of a purple hue.

The disease terminates either

In resolution: marked by the gradual subsidence of the symptoms.

In adhesion: which is very frequent.

When protracted beyond the seventh day, not unfrequently by *suppuration*: indicated by severe rigors, the pain becoming more fixed, by a remission of previous febrile symptoms, and the accession of hectic, by the respiration becoming less painful but more oppressed; the patient lying with greater ease on the affected side, and these followed by the subsequent symptoms of Empyema or Vomica.

In effusion: when a sudden remission takes place, of fever, and pain, without preceding rigor; the breathing becomes more anxious, and the symptoms of hydrothorax ensue.

By hemorrhage: at the acme of the disease, instant fainting and sense of suffocation, followed by immense anxiety and oppression at the chest, and an oppressed, and sometimes scarcely perceptible pulse.

CAUSES.

Remote and predisposing.—Sanguinous temperament; vigorous and plethoric habit; winter and spring seasons; vici-

tudes of temperature; all the causes inducing inflammation; violent exercise of body; or exertions of voice.

Exciting. All the causes inducing inflammation in general; vicissitudes of temperature: violent exercise of body, or exertions of voice.

DIAGNOSIS.

From hepatitis. See Hepatitis.

PROGNOSIS.

Favourable. An early and copious mucal expectoration, or tinged with blood of a florid red colour; spontaneous hemorrhage from the nose; warm, equable, and free diaphoresis; diarrhœa; the appearance of inflammation on an external part; the urine depositing a sediment.

Unfavourable. The duration of the disease beyond the fourteenth day, when suppuration or phthisis are to be apprehended: violent symptoms of fever with delirium; no expectoration, or the expectorated matter tinged with blood, or of a dark or black colour; sudden cessation of pain, followed by a change of countenance, and a sinking or irregularity of the pulse; the symptoms indicating suppuration or effusion.

TREATMENT.

Indication. See the general treatment of inflammation, which is to be conducted:—

1. By general and local bleeding.

Copious and sudden evacuations of blood from the arm, according to the urgency of symptoms:

Extrahatur sanguis. *pleno rivo*, ad oz.xvj. quamprimum, et repetetur pro re nata.

Blood to be drawn in a full stream to the extent of oz.xvj. immediately, and to be repeated as occasion may require.

Admoveantur cucurbitulæ cum scarificatione ad partem thoracis dolentem pro re nata et exsugatur sanguis ad oz.viij.

Blood to be drawn by scarification and cupping from the painful part of the chest as occasion may require to the extent of oz.viij.

2. By a brisk purge at the commencement, and then by occasional aperients.

R. Calomelanos gr.v.

Conservæ rosæ gr.v.

M. fiat pilula statim sumenda, superbibendo haustum sequentem.

Mix into a pill to be taken immediately, drinking afterwards the following draught.

R. Kali tartarisati dr.j.

Infusi sennæ dr.xv.

Syrupi simplicis dr.j.

Fiat haustus.

Mix for a draught.

The opening medicines, prescribed at page 30 against inflammatory fever, are also proper. Great caution is requisite not to exhibit a drastic purge when the expectoration is going on freely.

3. By nauseating diaphoretics and expectorants.

R. Aquæ ammoniæ acetatæ dr.iiij.

— distillatæ dr.x.

Nitri purificati gr.viij.

Syrupi simplicis dr.j.

Vini antimonii tartarisati gt. x.

Fiat haustus.

Mix for a draught.

R. Kali preparati *scr.j*
 Succī limonis recentis,
 q. s. ad ejus saturationem.
 Misturæ camphoratæ *dr.x.*
 Pulveris ipecacuanhæ *gr.ʒss*
 Syrupi croci *dr.j.*
 Nitri purificati *gr.vj.*

Fiat haustus.

Make a draught.

One of these draughts is to be given every four hours; and, if they fail to produce a perspiration, one of the following should be given with each dose:

R. Calomelanos *gr.½.*
 Pulveris Jacobi *gr.ʒij.*
 —— scillæ *gr.⅓.*
 Conservæ rosæ *gr.ʒij.*

M. pro pilula.

Mix into a pill.

R. Pulveris ipecacuanhæ *gr.j.*
 —— antimonialis *gr.ʒij.*
 Calomelanos *gr.½.*
 Sacchari purificati *gr.vj.*

Fiat pulvis ex melle capiendus.

Make a powder to be taken in honey.

Should these means neither produce a perspiration nor expectoration, the dose must be increased and assisted by pediluvium of warm water, or decoction of chamomile-flowers. The following juleps and emulsions will also tend to promote the same effect, and will palliate the cough:

R. Aceti scillæ *dr.j.*
Mellis acetati *dr.vj.*
Aquæ menthæ sativæ *oz.vj.*

M. cujus sumat æger cochleare unum magnum subinde.
Make a mixture of which the patient is to take a table spoonful now and then.

R. Aceti communis *oz.jss.*
Syrupi tolutani *oz.j.*
Aquæ distillatæ *oz.v.*
Vini antimonii tartarisati *dr.fss.*

M. cujus sumantur cochlearia duo magna frequentur.
Make a mixture of which two table spoonfuls are to be taken frequently.

R. Nitri purificati *scr.j.*
Lactis amygdalæ *oz.vj.*
Syrupi rosæ *oz.j.*

M. cochleare magnum subinde.
Make a mixture of which a table spoonful is to be taken now and then.

R. Decocti hordei compositi *lb.j.*
Nitri purificati *dr.fss.*

Solve et sumat æger cyathum parvum subinde.
Dissolve and let the patient take a small cup full now and then.

When the violence of febrile action is somewhat abated, and the pulse continues very frequent, digitalis is of great use: it may be added to the common saline draught.

4. By the application of blisters, fomentations, and cataplasms, to the chest.

When the symptoms of suppuration, or effusion, supervene, the strength must be supported.

1. By farinaceous food, mixed with mild and dilute wine.
2. By cordial diaphoretics and bitters.

R. Ammonia preparata *scr.fs.*

Aqua ammonia acetata *oz.j*

Mistura camphorae *oz.v.*

Syrupi croci *dr.v.*

M. cujus capiat æger cochlearia tria ordinaria secunda vel tertia quaque hora.

A mixture to be made of which the patient is to take three table spoonfuls every two or three hours.

R. Ammonia preparata *gr.v.*

Infusi gentianæ compositi *dr.iiij.*

Aqua menthæ sativæ *dr.x.*

Fiat haustus quartis horis sumendus.

Make a draught to be taken every four hours.

If the pulse sink, and cold and partial perspirations appear, and the countenance becomes sunk and cadaverous, æther and camphire will be proper, and wine must be given more liberally :—

R. Spiritus ætheris vitriolici compositi *dr.iiij.*


Mistura camphoræ fortioris *oz.vjfs.*

Syrupi croci *oz.fs.*

M. cujus sumantur cochlearia duo magna secunda quaque hora.

Make a mixture of which two table spoonfuls are to be taken every two hours.

It sometimes happens that the febrile symptoms soon become typhoid ; in such cases large doses of camphire with æther, or ammoniæ—seneka, and serpentaria Virginiana, have been found useful, and blood-letting prejudicial.



GASTRITIS, OR INFLAMMATION OF THE STOMACH.

Species. { Phlegmonous.
Erysipelatous.

SYMPTOMS.

Of the phlegmonous. An acute fixed pain and sense of burning heat in the region of the stomach ; sudden and great prostration of strength ; small, hard, contracted, and rapid pulse ; extreme anxiety ; frequent hiccup ; violent and painful vomiting ; the pain is aggravated by the taking in of food, and by pressure ; great thirst.

Of the erysipelatous. Loss of appetite ; great anxiety ; symptoms of typhus fever : heat and pain in the epigastric region ; unusual irritability of the stomach upon the taking in of aliment or other substances ; vomiting ; sometimes an erysipelatous eruption in the fauces, extending along the alimentary canal.

The disease terminates either

In resolution : when the pulse becomes more soft and full, and the other symptoms gradually disappear.

In gangrene : marked by a violent exacerbation of the symptoms, followed by a sudden cessation of heat and pain ; the

pulse becoming more rapid and intermitting ; the utmost prostration of strength, flaccidity and coldness of the præcordia, delirium, hiccup, cold extremities ; death.

In suppuration : preceded by a remission of pain ; increased sense of weight and anxiety ; severe rigors.

CAUSES.

The sudden application of cold to the body is general, to the extremities, or to the stomach, as in drinking cold liquors while the body is præternaturally warm ; the repulsion of eruptions ; the operation of poisons taken into the stomach ; the translation of gout and other diseases ; indigestible food ; violent passions of the mind.

DIAGNOSIS.

From enteritis. By the seat of the pain ascertained by pressure ; by the peculiar sense of burning heat in the epigastric region ; by the more severe vomiting and hiccup.

PROGNOSIS.

Favourable. About the third or fourth day, the pulse becoming more soft and full, and diminishing in frequency ; the pain gradually ceasing ; the urine depositing a sediment ; diarrhœa.

Unfavourable. The disease continuing after the expiration of a week, with severe rigors, followed by a sense of weight in the region of the stomach. The symptoms marking the accession of gangrene.

TREATMENT.

Indications. To reduce the inflammatory action in the stomach, and diminish its irritability :—

1. By general and topical blood-letting.
2. The use of the warm bath ; even until fainting come on.
3. Fomentations to the abdomen.
4. Blisters to the region of the pain.
5. By keeping the bowels open with large emollient clysters.
6. By mucilaginous diluents in very small quantities and often, especially linseed-tea, barley-water in which gum Arabic is dissolved.
7. By saline diaphoretics.

R. Nitri purificati *gr.vj.*

Pulveris tragacanthæ compositi *gr.xij.*

Aquæ distillatæ *dr.vij.*

Syrupi simplicis *dr.j.*

Fiat haustus.

Make a draught.

R. Kali præparati *gr.xx.*

Succi limonis recentis *q. s.*

Aquæ distillatæ *dr.vj.*

Nitri purificati *gr.viii.*

Fiat haustus.

Make a draught.

R. Infusi rosæ *dr.x.*

Nitri purificati *gr.viii.*

Fiat haustus.

Make a draught.

One of these may be given every three or four hours.

The saline draught, in the act of effervescing, every two or three hours.

The acidulated soda water is also very proper.

Should there be any difficulty in keeping the bowels open;

R. Natri tartarisati *dr.vj.*

Lactis amygdalæ *oz.vj.*

M. cujus capiat æger cochlearia iij. pro re nata.

Mix—the patient to take three spoonfuls as occasion may require.

When symptoms indicating suppuration take place, opium may be given in small doses, to allay the irritability and pain of the stomach, and mild farinaceous nourishment.

If gangrene take place; diluted wine must be administered frequently; then diluted brandy, æther, and camphorated medicines, as recommended in pneumonia.



ENTERITIS, OR INFLAMMATION OF THE INTESTINES.

Species. { Phlegmonous.
 { Erysipelatous.

SYMPTOMS.

Acute pain in the abdomen, increased upon pressure, and shooting in a twisting manner around the umbilicus; obstinate costiveness; tension of the abdomen; tenesmus, or vomiting, as the inflammation happens to be in the superior, or inferior portion of the intestine; the vomiting is generally bilious, or dark, fetid, and in some instances stercoraceous; pyrexia; quick, hard, contracted pulse; great prostration of strength; high-coloured urine.

Its terminations are

In ressolution; known by a gradual diminution of the symptoms, and a free evacuation of the bowels.

Ulceration ; which is very uncommon, and only known by the febrile symptoms remitting, by occasional pains and shiverings, and purulent evacuations from the bowels.

Gangrene ; marked by sudden cessation of pain and anxiety, the patient becoming calm and collected, while the countenance assumes a livid, and indescribably cadaverous hue ; suppression of urine ; hiccup ; subsultus tendinum ; delirium ; convulsions ; death.

CAUSES.

All the causes inducing gastritis ; incarcerated hernia ; volvulus ; colic ; indurated fæces ; long-continued obstinate costiveness.

DIAGNOSIS.

From gastritis. See Gastritis.

From colic. By the one being accompanied with fever ; the other not ; by the peculiar pulse above described ; by the pain in enteritis being increased by pressure ; in colic alleviated.

From hepatitis. See Hepatitis.

PROGNOSIS.

Favourable. Gradual remission of pain and other symptoms ; the abdomen becoming less tender to the touch ; the pain changing its seat, and not confined to a particular part ; the belly no longer obstructed ; a warm equable sweat ; the urine depositing a sediment ; the pulse losing its frequency, and becoming natural.

Unfavourable. The symptoms indicating mortification. See Symptoms.

TREATMENT.

Indications. { To allay the inflammatory action in the bowels.
 { To keep the bowels open.

1. By general and topical blood-letting.
2. By the warm bath and fomentations.
3. By the frequent exhibition of purges.

R. Olei ricini oz. j.
Aquæ hordei oz. ij.

Fiat haustus.

Make a draught.

R. Olei ricini oz. jfs.
Vitellum ovi unius.

His rite terendo subactis, adde paulatim

These being thoroughly incorporated by trituration, add by little and little.

Aquæ menthæ sativæ oz. v.
Syrupi simplicis oz. fs.

Ut fiant mistura aperiens de qua capiat æger cochlearia quaque omni trihorio donec alvus sit soluta.

Of these make an aperient mixture, of which the patient is to take three table spoonfuls every three hours until the bowels are sufficiently moved.

R. Magnesiz vitriolatæ dr. vj.
Mannæ optimæ dr. iiij.
Aquæ distillatæ dr. xij.

Fiat haustus.

Make for a draught.

R. Kali tartarisati *dr.ijj.*

Mannæ optimæ *oz.j.*

Aquæ distillatæ *oz.vj.*

M. cujus sumantur cochlearia tria magna tertia quaque hora vel pro re nata.

Make a mixture, of which give three table spoonfuls every three hours or as occasion may require.

R. Antimonii tartarisati *gr.j.*

Magnesiae vitriolatæ *oz.j.*

Aquæ distillatæ *oz.vjss.*

Syrupi simplicis *oz.ss.*

Solve ut fiant mistura cathartica : sumantur cochlearia tria magna quolibet bihorio donec alvus rite soluta fuerit.

Dissolve into a cathartic mixture : three table spoonfuls are to be taken every two hours until the bowels are thoroughly opened.

If these purges fail of opening the bowels, the more active must be employed, and also purging clysters in large quantities.

R. Calomelanos *gr.ij.*

Extracti colocynthis compositi *gr.x.*

Fiat pilulæ duæ secunda quaque hora sumendæ cum dosi mixturæ aperientis donec alvus respondeat.

Make two pills to be taken every two hours with a dose of the aperient mixture until the bowels are opened.

R. Magnesiae vitriolatæ *oz.jss.*

Decocti avenæ tenuioris *oz.xxx.*

Fiat enema.

Make an enema

3. By saline diaphoretics, with mucilaginous drinks similar to those ordered in gastritis.

HEPATITIS, OR INFLAMMATION OF THE LIVER.

Species. { Acute
 { Chronic.

SYMPTOMS.

Of the acute. Pain in the right hypochondrium, increased by pressure, often extending high in the chest, and resembling pleurisy; incapacity of lying upon the left side; dry cough; difficulty of breathing, and shooting pains in the chest resembling pleurisy; sympathetic pain in the right shoulder; sallow countenance, sometimes a yellow tinge of the tunica conjunctiva, and actual jaundice; high-coloured urine; either costiveness or diarrhoea. In some instances there is a deficiency of bile in the intestines, when the *fæces* are of a clay colour; sometimes a superabundance, which is then ejected by vomiting and stool.

When the *concave* surface of the liver is affected, the pain is more obscure, and is referred to the back; the breathing is less anxious; the functions of the stomach more disturbed, producing vomiting, hiccup, and other symptoms of gastritis.

Of the chronic. Its attack is in general so gradual, and the symptoms, at its commencement, so obscure, that it is long unattended to. It is marked by symptoms of dyspepsia; loss of appetite; flatulence; sense of fulness and distention of the stomach; at length the health becomes impaired; weight, and obtuse pain, in the region of the liver, or more frequently referred to the back; the countenance becomes sallow; torpor and inactivity; dejection of mind; the functions of the *primæ viæ* greatly disturbed; obstinate costiveness; clay-coloured stools; scirrhus; dropsy; jaundice.

Hepatitis terminates either in *resolution*, about the 4th, 7th, or 11th day; or in *suppuration* and abscess.

CAUSES.

All the causes inducing inflammation ; biliary concretions ; irritation of acrid bile ; the violent operation of emetics ; external injury ; passions of the mind ; intense heat ; intemperance in the use of spirituous liquors.

DIAGNOSIS.

From pneumonia. By the pleuritic pains being less violent, and chiefly confined to the course of the phrenic nerve (ascending to the top of the shoulder) ; by the pain in hepatitis being increased by pressure, in pneumonia unaffected by it ; by the difficulty, in pneumonia, of lying upon the affected side, while in hepatitis pain is occasioned by lying upon the opposite ; by the sallowness of countenance ; by the cough being generally unaccompanied with expectoration.

From gastritis and enteritis. By the seat of the disease, discovered by tenderness upon pressure ; by the sympathetic pains of the clavicle and shoulder ; by the less prostration of strength, and greater fulness of pulse ; by the colour of the stools and urine.

From dyspepsia. See Dyspepsia.

PROGNOSIS.

Favourable. About the 3d, 5th, or 7th day, bilious diarrhoea ; universal and free perspiration ; copious sediment in the urine ; inflammation appearing upon an external part ; hemorrhage from the hæmorrhoidal veins ; these followed by an abatement of fever, and of other symptoms.

Unfavourable. Intensity of pain and fever ; the pain confined to a point ; continual hiccup ; cold extremities, while other parts are extremely hot ; obstinate constipation ; severe rigors, succeeded by transient flushes, and hectic fever ; the symptoms of mortification ; already often mentioned. In the chronic form ; an enlargement, and preternatural hardness of

the organ, obvious to the feel; the constitution impaired by previous excesses.

TREATMENT.

Of the acute.

Indications. The same as in all visceral inflammations.

The indications are best fulfilled by :

1. General and topical blood-letting.
2. Blisters.
3. Cathartics, especially calomel.

R. Calomelanos gr.v.

Pulveris antimonialis Ph. L. gr.iiij.

Fiat pulvis catharticus, ex melle sumendus.

Make a cathartic to be taken in honey.

4. Saline and antimonial diaphoretics. See page 29.

When the antiphlogistic plan has been continued for five or seven days, and the symptoms do not abate, calomel must be given frequently.

R. Calomelanos gr.j.

Conservæ rosæ, q. s.

Fiat pilula sexta quaque hora sumenda.

Make a pill to be taken every six hours.

Should suppuration take place, and an abscess form externally, it must be brought forward as quickly as possible by poultices and fomentations; a generous diet; the use of cinchona and bitters; and an early incision is to be made when it points.

Of the chronic.

Mercury, both internally and externally applied, in small quantities.

R. Camphoræ gr.v.

Unguenti hydrargyri fortioris gr.xxv.

Fiat unguentum in regionem hepatis alterna quaque nocte illinendum.

Make an ointment to be rubbed on the region of the liver every other night.

R. Calomelanos,

Sulphuris antimonii præcipitati, aa dr.j.

Terantur simul in mortario per horam unam integram ut fiant pulverem subfuscum.

To be rubbed together in a mortar for a whole hour into a brownish powder.

R. Hujus pulveris gr.j.

Conservæ rosæ gr.v.

Fiat pilula ter in die sumenda.

Make a pill to be taken thrice a day.

R. Calomelanos gr.fs.

Succi cicutæ spissati gr.iiij.

Fiat pilula ter in die sumenda.

Make a pill to be taken thrice a day.

A continued course of bitter tonics and aperients, as taraxacum, gentiana, quassia, or colombo with soda.

R. Radicis taraxaci recentis oz.iiij.

Aquæ distillatæ lb.jfs.

Coque ad libram unam.

Boil to one pound.

R. Hujus decocti *dr. xiiij.*

Natri ppt. *gr. v.*

Fiat haustus ter in die sumendus.

Make a draught to be taken thrice a day.

R. Extracti taraxaci *gr. vj.*

Pulveris rhabbari *gr. iv.*

Fiat pilulæ duæ ter in die capiendæ, superbibendo haustum sequentem.

Make two pills to be taken thrice a day, drinking immediately after the following draught.

R. Infusi gentianæ compositi *dr. iiij.*

Aquæ menthæ sativæ *dr. x.*

Natri præparati *gr. iv.*

Fiat haustus.

Make a draught.

R. Quassiaë incisæ *scr. ij.*

Corticis exterioris aurantii Hispalensis *dr. iiij.*

Aquæ ferventis *oz. xvj.*

Per horam integram macera in vase clauso, dein cola.

Macerate for one hour in a close vessel—then strain.

R. Hujus colaturæ *dr. xij.*

Tincturæ colombæ *dr. j.*

Fiat haustus.

Make a draught.

The *nitric* acid of modern chymistry has been frequently of great use.

R. Acidi nitrici gutt. *viiij.*

Aquæ distillatæ *dr. xij.*

Syrupi simplicis *dr. ij.*

Fiat haustus ter quaterve die capiendus.

Make a draught to be taken three or four times a day.

R. Acidi nitrici *dr. j.*

Aquæ distillatæ *oz. xij.*

Syrupi corticis aurantii *oz. jss.*

Fiat mistura quotidie sumenda, partitis haustibus.

Make a mixture to be taken every day in divided doses.

Removal from a warm to a cold climate is useful, and a sea voyage.



NEPHRITIS, OR INFLAMMATION OF THE KIDNEY.

SYMPTOMS.

Pyrexia; pain in the region of the kidney; the pain extends along the course of the ureter, and is accompanied with numbness of the leg and thigh on the affected side; retraction of the testicle; nausea and vomiting; high-coloured, sometimes mucous, or bloody urine; micturition; dysuria.

It terminates in resolution; in abscess; or in gangrene; known by the ordinary symptoms that accompany these terminations of inflammation in other parts.

CAUSES.

The common causes of inflammation; acrid diuretics; calculi in the kidney; external injury; long-continued and violent exercise on horseback; collections of hardened fæces in the colon; retrocedent or atonic gout; violent exertions; strains, &c.

DIAGNOSIS.

From lumbago. By the seat of the complaint, discovered upon pressure; by the pain following the course of the anterior crural nerve; by the dysuria and micturition; by the pain not being increased upon motion of the muscles.

From gastritis. By the seat of the pain, &c. See symptoms of gastritis.

PROGNOSIS.

Favourable. Remission of pain, fever, and tension, followed by a very copious excretion of high-coloured, mucous, or purulent urine; universal equable perspiration; hæmaturia; if succeeded by a remission of symptoms; hæmorrhoids.

Unfavourable. Pale urine, secreted in small quantity; great micturition; dysuria; sudden cessation from pain; hiccup; delirium; cold extremities; severe rigors; and supervening hectic fever.

TREATMENT.

Indications. The same as in the other phlegmasiæ.

They are to be fulfilled by—

1. General and local blood-letting; the latter either by the use of cupping-glasses, or by the application of numerous leeches to the region of the kidney.
2. Oleaginous cathartics of castor oil, manna, or oil of almonds: frequent emollient clysters.
3. Mild diaphoretics, especially frequent and copious draughts of mucilaginous and diluent liquids, as barley-water, decoction of marsh-mallows, linseed-tea, with a little nitre.

4. Opiate clysters when the pyrexia is somewhat abated and the pain excessive.

R. Decocti marantæ (Arrow root) oz.vj.
Tincturæ opii dr.j.

Fiat enema.

Make an enema.

5. The warm bath, repeated according to the violence of the pain; and fomentations to the region of the kidney.

Blisters are very prejudicial, inducing strangury.



CYSTITIS, OR INFLAMMATION OF THE BLADDER.

Species. $\left\{ \begin{array}{l} \text{Acute.} \\ \text{Chronic.} \end{array} \right.$

SYMPTOMS.

Of the acute. Pyrexia, acute pain, tension, and tumour, in the region of the bladder; pain and soreness, increased upon pressure above the pubes, or in the perinæum; micturition; painful discharge of urine, in small quantities; or complete obstruction to its passage; tenesmus; vomiting.

Of the chronic. In this case the mucous membrane of the bladder, by repeated or continued irritation, produced by calculus, by stricture, by the disease of the prostate, or other cause, has become thickened, indurated, ulcerated; and pours out a large quantity of mucus and pus; which, added to the urine, gives to it the appearance of whey. Often there is a discharge of blood.

CAUSES.

Mechanical injury; local irritation by calculus; the inflammation of gonorrhœa extended along the urethra; spasmodic or permanent stricture; all the usual causes of inflammation.

TREATMENT.

Indications. The same as in the other phlegmasiæ, and are to be fulfilled nearly in the same way:—

1. By general and topical blood-letting, the application of leeches to the perinæum and region of the pubes.
2. By oleaginous purges and emollient clysters.
3. The warm bath and fomentations.
4. The exhibition of opium with diaphoretics.
5. The other means recommended in nephritis.

The chronic species.

By stimulants, and injecting the bladder with emollient decoctions.

R. Balsami copaivæ oz. ss.

Vitellum unius ovi.

Sacchari purificati oz. j.

M. dein adde paulatim

Mix, then add gradually

Aquæ menthæ sativæ oz. vj.

Ut fiant emulsio cujus capiat æger cochlearia tria magna ter in die.

To make an emulsion of which the patient is to take three table spoonfuls thrice a day.

R. Terebinthinæ de Chio gr.ij.

Saponis Hispanici gr.iv.

Pulveris columbæ q. s.

Fiat pilulæ duæ ter in die sumendæ.

Make two pills to be taken thrice a day.

R. Saponis Hispanici gr.v.

Extracti lactucæ virosæ gr.ij.

Pulveris rhæi q. s.

Fiat pilulæ duæ ter in die sumendæ.

Make two pills to be taken thrice a day.

R. Resinæ flavæ gr.vj.

Succi cicutæ spissati gr.ij.

Balsami Canadensis q. s.

Fiat pilulæ duæ ter in die sumendæ.

Make two pills to be taken thrice a day.

R. Olei lini recentis oz. ss.

Aquæ calcis oz. iv.

M. pro injectione.

Mix for an injection.

R. Amyli dr.ij.

Aquæ ferventis oz. v.

Tincturæ opii dr. j.

Fiat injectio.

Make an injection.

R. Aquæ lythargyri acetati *dr.j.*

—— distillatæ *oz. iv.*

Tincturæ opii *dr.j.*

Fiat injectio.

Make an injection.

R. Aquæ lithargyri acetati *dr. jss.*

Olei lini recentis *oz. ss.*

Aquæ calcis *oz. iv.*

Fiat injectio.

Make an injection.

RHEUMATISMUS, OR RHEUMATISM.

Species. { Acute.
 { Chronic.

SYMPTOMS.

Of the acute. Lassitude and rigors, succeeded by heat, thirst, anxiety, restlessness, a hard, full, and quick pulse, and all the usual symptoms of synocha; sense of weight, and coldness of the extremities; great restlessness; obstinate costiveness; after a short time, (in the course of one, two, or three days), inflammation, with acute pain, tumor, and tension, makes its appearance in one, or more, of the larger joints of the body. The pain is transitory, shifts from joint to joint, and leaves the part it occupied, swollen, red, and extremely tender to the touch. The pulse is full, and hard; the blood, when drawn from a vein, exhibits the inflammatory surface; the tongue preserves a steady whiteness; the body is usually obstinately costive; the urine high-coloured; sometimes there is profuse sweating, unattended by relief.

Of the chronic. The chronic form of rheumatism may be either a consequence and termination of the acute; or it may be independent of it. In the first case, the parts which were affected with inflammation are left weak, rigid, in some instances cedematous, and the pain, before moveable, is now usually confined to particular parts:—sometimes, however, it still shifts from joint to joint, but without occasioning any

inflammation or fever. In the latter, from exposure to cold, or other cause, pains arise in the head, shoulders, knees, loins, wrists, or other parts; which often continue for a considerable time, and at length go off, leaving the seat they occupied in a state of debility: not unfrequently of paralysis.

CAUSES.

Obstructed perspiration; occasioned either by wearing wet clothes, lying in damp linen, or damp rooms, or by being exposed to cold air, after having been much heated by exercise.

DIAGNOSIS.

The pathognomonic symptoms are, synocha, with pains and inflammation in the larger joints, under which the integuments become distended, smooth, and of a particularly pale red colour.

From podagra. By its generally attacking the larger joints only; by the pain shifting its seat; and following the course of the muscles in its translation to other parts; by the disease not having been preceded by symptoms of dyspepsia; by its occurring at any period of life; whereas gout is usually confined to the adult period.

PROGNOSIS.

Favourable symptoms. A general, but not unnaturally profuse, perspiration; the deposite of a lateritious, or furfureous, sediment in the urine; eruptions on the skin; moderate hæmorrhage of florid blood from the nose or other parts.

Unfavourable. The inflammation becoming erysipelatos, and assuming a dark red, or rose colour; and this followed by vesications; delirium; pale urine; metastasis of the inflammation to the head, chest, abdominal viscera, dia-

phragm ; producing the symptoms of the idiopathic diseases of these organs.

TREATMENT.

Of acute rheumatism.

The *indications* are the same with those of the phlegmasiæ, and are to be fulfilled :—

1. By general and topical *blood-letting*.

General bleeding is to be had recourse to in all cases where the vascular action is strong, the heat considerable, the constitution robust, and the patient not advanced in years. It should be repeated according to the violence of the symptoms, the firmness of the coagulum, and the appearance of the blood previously drawn.

The reduction of vascular action is more particularly to regulate the repetition than the buffy appearance of the blood, which in many cases continues to increase, notwithstanding the abstraction of blood, and is not diminished by bleeding. Topical blood-letting by leeches, and cupping, is useful, when the disease produces considerable pain and tumefaction about a joint or limb.

2. By occasional *purgatives* of castor oil, magnesia vitriolata, natron vitriolatum, kali tartarisatum, rhubarb, and cream of tartar or calomel, or laxative clysters : those recommended at pages 28 and 29.

3. By *diaphoretics*. The antimonial sudorifics with opium are in general the most effectual in promoting perspiration and allaying the pain ; but in mild cases the saline diaphoretics are sufficient, such as are recommended for the cure of synocha ; see p. 29 and 30. To these opium is a useful addition when the pain is considerable ; or one of the following may be exhibited :—

R. Opii purificati gr.j.
Pulveris antimonialis Londinensis gr.iiij.
Conservæ rosæ gr.iv.

Fiat pilula quarta vel sexta quaque hora sumenda cum haustu salino communi.

Make a pill to be taken every fourth or sixth hour with the common saline draught.

R. Opii purificati pulverisati gr.j.
Calomelanos gr.fs.
Pulveris antimonialis Londinensis gr.iiij.
Sacchari purificati gr.viiij.

M. pro pulvere sexta quaque hora sumendo ex quovis vehiculo crasso.

Mix into a powder to be taken every sixth hour out of any viscid or mucilaginous vehicle.

R. Pulveris ipecacuanhæ gr.viiij.
Sacchari purificati gr.x.

Fiat pulvis sextis horis capiendus ex pauxillo mellis, superbibendo haustum communem salinum.

Make a powder to be taken every six hours in a little honey, drinking immediately afterwards the common saline draught.

4. By *narcotics*. The opiates already prescribed. Cicuta, hyosciamus, aconitum, digitalis, are sometimes employed with success, especially the first, with small doses of calomel, after having freely evacuated the bowels.

R. Succu cicutæ spissati gr.v.
Calomelanos gr.¼.

Fiat pilula quarta quaque hora sumenda.

Make a pill to be taken every four hours.

R. Succi hyosciami spissati *gr.v.*
Fiat pilula quarta quaque hora capienda.
Make a pill to be taken every four hours.

R. Succi aconiti spissati *gr.ij.*
Fiat pilula ter in die adhibenda.
Make a pill to be given thrice a day.

R. Pulveris ipecacuanhæ compositi *gr.v.*
——— tragacanthæ compositi *gr.xij.*
Tincturæ digitalis gutt. x.
Misturæ camphoræ *scr.xij.*
Syrupi simplicis *dr.j.*
Fiat haustus sextis horis adhibendus.
Make a draught to be given every six hours.

5. By fomentations of bitter herbs with poppy-heads, or any narcotic herb, as cicuta, lactuca virosa, hyosciamus or belladonna, and camphorated liniments, which are more useful when a limb or joint is principally affected.

R. Camphoræ *oz.fs.*
Olei olivæ optimi *oz.ii.*
Fiat embrocatio camphorata.
Make a camphorated embrocation.

As soon as any remission can be perceived ; or where there has been much perspiration accompanied by a deposit or sediment in the urine ; or where the exacerbations of the disease have been from its commencement strikingly periodical, Peruvian bark is serviceable, either alone or with ammonia or guaiacum.

R. Decocti cinchonæ *dr.xiv.*
 Extracti ejusdem *gr.x.*
 Tincturæ cinchonæ compositæ *dr.j.*
 Syrupi corticis aurantii *dr.j.*

Fiat haustus quartis horis, in apyrexia, sumendus.

Make a draught to be taken every four hours during the apyrexia.

R. Spiritus ammoniæ compositi *dr.j.*
 Tincturæ cinchonæ compositi *dr.jss.*
 Decocti cinchonæ *dr.xij.*
 Syrupi simplicis *dr.j.*

Fiat haustus quarta quaque hora capiendus.

Make a draught to be taken every four hours.

R. Tincturæ guaiaci *dr.j.*
 Vitelli ovi *q. s.*
 Syrupi corticis aurantii *dr.j.*
 Decocti cinchonæ *dr.xij.*

Fiat haustus quartis horis adhibendus.

Make a draught to be taken every four hours.

The mineral alkali has also been found useful, under similar circumstances, in combination with the tonic barks or bitters. The dose is five grains of the prepared natron every four or six hours, with two ounces of the decoction of cinchona or cascarilla; or the same quantity of an infusion of colombo, gentian, granatum, chamomile, &c.

Of the chronic.

A great variety of remedies are exhibited against this species of rheumatism.

1. *Stimulants*: as guaiacum, ammonia, terebinthina, sinapis, raphanus rusticus, arum, pyrethrum.

R. Tincturæ guaiaci *dr. j.*
 Pulveris Arabici *scr. ij.*
 Misturæ camphoræ *dr. xij.*
 Syrupi corticis aurantii *dr. j.*

Fiat haustus ter in die sumendus.

Make a draught to be taken thrice a day.

R. Guaiaci pulverisati *gr. vj.*
 Pulveris antimonialis Londinensis *gr. iij.*
 Syrupi zingiberis *q. s.*

Fiat bolus ter in die capiendus.

Make a bolus to be taken thrice a day.

R. Terebinthinæ de Chio *gr. vij.*
 Guaiaci pulverisati *gr. iv.*

M. secundum artem ut fiant bolus ter in die sumendus.

Mix *secundum artem* into a bolus to be taken thrice a day.

R. Spiritus terebinthinæ rectificati,
 ———ætheris nitrosi, *aa p. æ.*

Sumat æger cochleare minimum ter in die ex quovis vehiculo idoneo.

The patient to take a tea spoonful thrice a day in any proper vehicle.

R. Spiritus terebinthinæ rectificati *dr. ss.*
 ———ætheris nitrosi *dr. j.*
 Vitellum ovi unius.
 Syrupi simplicis *dr. j.*
 Aquæ cinnamomi *dr. xij.*

M. pro haustu ter in die sumendo.

Mix for a draught to be taken thrice a day.

The best way of exhibiting the sinapis or mustard, and raphanus rusticanus or horse-radish, is as they come to the table; they may be taken very freely.

R. Pulveris radicis ari gr.x.

Fiat pulvis ter in die sumendus ex parvo cyatho vini albi Hispanici.

Make a powder to be taken thrice a day in a glass of Sherry wine.

R. Pulveris radicis pyrethri scr.j.

Fiat pulvis ter in die, ex vino albo Hispanico, sumendus.
The same as above.

2. *Alteratives*; especially sulphur, mercury, sarsaparilla, mezereon, dulcamara, and the narcotics.

R. Sulphuris antimonii præcipitati,

Calomelanos, aa gr.fs.

Guaiaci pulverisati gr.iv.

Syrupi zingiberis q. s.

M. ut fiant pilula ter in die sumenda.

Mix into a pill to be taken thrice a day.

R. Calomelanos,

Sulphuris antimonii præcipitati, aa gr.fs.

Succi cicutæ spissati gr.iiij.

Fiat pilula ter in die sumenda.

Make a pill to be taken thrice a day.

R. Pulveris antimonialis Londinensis gr.iiij.

Calomelanos gr.fs.

Succi cicutæ spissati gr.iv.

Fiat pilula ter in die capienda.

Make a pill to be taken thrice a day.

With either of these, the simple or compound decoction of sarsaparilla may be taken in the quantity of half a pint daily, or the decoction of dulcamara.

R. Stipitum dulcamaræ contusarum oz.j.

Radicis glycyrrhizæ contusæ oz.iiij.

Aquæ distillatæ lb.jfs.

Coque per quadrantem horæ, dein cola. Bibat æger libram dimidiam quotidie, partitis haustibus.

Boil for a quarter of an hour, then strain. Let the patient drink half a pound daily, in divided doses.

3. *External applications.*

The simple warm bath, or tepid sea water bath. A tepid bath with marine acid, in the proportion of one ounce to each gallon of water.

Friction with salt brine, so as not to excoriate.

Stimulating liniments.

R. Spiritus terebinthinæ rectificati,

Olei olivæ optimi, aa oz.j.

Aquæ ammoniæ oz.fs.

Tincturæ opii dr.iiij.

M. f. linimentum quod sæpe utatur.

Mix into a liniment to be used frequently.

R. Linimenti camphoræ fortioris oz.jfs.

Tincturæ opii dr.iiij.

M. fiat embrocatio, bis quotidie applicanda.

Mix for an embrocation to be applied twice daily.

R. Linimenti saponis *oz. jss.*

Aquæ ammoniæ *dr. ij.*

M. pro embrocatione.

Mix for an embrocation.

R. Pulveris sinapeos *dr. iij.*

Aceti communis *dr. xiv.*

Fiat embrocatio.

Make an embrocation.

R. Pulveris sinapeos *dr. ij.*

Olei olivæ *dr. vj.*

Spiritus ætheris terebinthinæ *dr. viij.*

M. pro linimento ter in die utendo.

Mix for a liniment to be used thrice a day.

R. Antimonii tartarisati optime pulverisati *dr. j.*

Unguenti ceræ *oz. j.*

M. f. unguentum cujus illinatur æger Q. N. M. bis quotidie in partem affectam.

Make an ointment with which the patient is to be anointed Q. N. M. twice daily on the part affected.

R. Antimonii tartarisati *dr. j.*

Linimenti saponis *dr. xv.*

Fiat embrocatio bis in die utenda.

Make an embrocation to be used twice daily.

The tartar emetic ointment and embrocation have the property of producing a crop of pustules wherever they are rubbed, and when this effect is produced they must of course be discontinued

Blisters are likewise very serviceable.

Warm opiate plasters also.

Electricity, Galvanism, and fomentations.

Warm clothing and a stimulating diet.

Covering the part with oilskin.

These are the principal remedies that are used in the present day ; it would be an endless task to enumerate all that have been selected. Many were formerly employed that are now fallen into disuse, and others are frequently starting up which have their run, and are then laid aside.

In all cases where there are any suspicions of the disease being connected with a syphilitic taint, the mercurial alteratives should be continued a long time, or mercury should be so administered as to affect the gums.

Whatever remedies are used, it will be absolutely necessary to persevere with them for a considerable length of time, in order to obtain from them the desired advantage.



PODAGRA, OR THE GOUT.

<i>Species.</i>	{	The regular.
		The atonic.
		The retrocedent.
		The misplaced.

SYMPTOMS.

Of the regular gout. Dyspepsia, with its usual attendants ; lassitude, torpor, and dejection of spirits ; unusual coldness, and numbness, of the extremities, alternating with sense of pricking, or formication ; frequent cramps ; unusual tur-

gescence of the veins of the leg. The paroxysm most frequently comes on about two o'clock in the morning, with excruciating pain, in the articulations of the great toe; succeeded by rigor, horror, and pyrexia. The pain continues to increase in violence, and having attained its acme towards the following evening, gradually ceases; a general moisture breaks out upon the skin, and the patient, freed from his torment, falls into a sound sleep; upon awakening from which, he finds the parts, before painful, now swollen and inflamed. In several succeeding evenings, there is a return of pain, and fever; which continue, with more or less violence, during the night, and go off at break of day.

Of the atonic gout. When the gouty diathesis prevails in the system, but, from certain causes, does not produce the usual inflammatory affection of the joints, it often appears in the form of an atonic affection of some internal part. If it be in *the stomach*, there is pain, nausea, vomiting, eructations, dejection of mind, and other symptoms of dyspepsia, and hypochondriasis; these are frequently accompanied with cramps in several parts of the trunk and upper extremities; sometimes there is obstinate costiveness, sometimes diarrhoea. If in *the viscera of the thorax*, it produces palpitation; syncope; asthma. When *the head* is affected, there is cephalalgia; vertigo; and apoplectic and paralytic affections are sometimes the consequence.

The retrocedent gout is where an inflammation of the joints has, in the usual manner, come on, but without arising to the ordinary degree; or, without continuing for the customary time, it suddenly and entirely ceases, while the disease is transferred to some internal part.—*To the stomach*; when great anxiety; sickness; violent pain, and vomiting, with peculiar sense of cold in the epigastric region, are induced. *To the heart*; occasioning syncope. *To the lungs*; asthma. *To the head*; apoplexy, or palsy.

The misplaced gout is when the gouty diathesis, instead of producing the inflammatory affection of the joints, produces an *inflammation* of some internal part; and which appears with the same symptoms that attend the inflammation of those parts, arising from other causes.

CAUSES.

Predisposing and remote. The adult age, more especially the middle period of life; hereditary predisposition; melancholic-sanguine temperament; full plethoric habit of body; indulgence in the use of animal food, fermented liquors, and venery; sedentary and studious life; the large use of acids and acescents; tartareous wines; dyspepsia.

Exciting. The application of cold to the extremities; fatigue; anxiety of mind; excessive evacuations; sprains; intemperance of whatever kind; the ceasing of usual labour; the sudden change from a very full to a very spare diet.

DIAGNOSIS.

From rheumatism. By the previous dyspeptic symptoms; by the pains, in the one disease attacking the smaller, in the other the larger joints. By the peculiar mode of its attack (see Symptoms); by its not being preceded, or accompanied at its commencement, with symptoms of synocha; by the age of the patient.

PROGNOSIS.

Favourable. Youth, and an unimpaired constitution; the more severe the paroxysm, the shorter its duration; the longer the intermission, the more effectual is it in removing various anomalous diseases, to which the patient had been before subject; its not being hereditary.

Unfavourable. Impaired constitution; concomitant visceral affections; hereditary predisposition to the disease; the

deposition of chalky matter on the joints ; the disease suddenly receding from the extremities, and attacking an important internal organ, as the stomach, heart, brain, &c.

TREATMENT.

Of the regular gout.

- Indications.* { 1. To alleviate pain, and shorten the duration of the paroxysms.
2. To prevent their return.

The first indication is best fulfilled by diaphoretics and opiates.

R. Ammonia preparata gr.xij.
Succi limonis q. s.
Mistura camphoræ dr.x.
Syrupi corticis aurantii dr.j.
Tinctura opii gutt. x.

Fiat haustus quarta vel sexta quaque hora sumendus.

Make a draught to be taken every fourth or sixth hour.

R. Pulveris antimonialis gr.iiij.
Ammonia preparata gr.iv.
Pulveris ipecacuanhæ compositi gr.v.
Conserva rosæ q. s.

M. ut fiant bolus quartis horis sumendus.

Mix into a bolus to be taken every four hours.

In a regular fit of the gout the assistance of medicines is not so great as is generally supposed ; all that is required is to keep the inflamed part moderately warm with flannel, wool, or fleecy hosiery ; to confine the patient if young, to a spare regimen ; if advanced in life, or a high liver, to enforce a more moderate one ; carefully abstaining from every thing that might add to the irritation, keeping him as quiet and still

as possible, and taking care that his mind be not ruffled, but on the contrary smoothed and calmed.

Some Practitioners have been induced to adopt an antiphlogistic mode of treatment, which, in a few instances, has soon removed a regular fit of the gout; in others, it has induced an alarming and serious train of symptoms.

Many topical remedies have been recommended; pediluvium of simple water; a tepid bath of water and muriatic acid, in the proportion of one ounce to a gallon of water; leeches; very cold water; ice; blisters; stinging with nettles; burning with moxa; covering the part with oilskin, and the like; but the less the part is interfered with the better, for the consequence of their use is often the translation of the inflammation to an internal organ. Exciting a perspiration on the part by fleecy hosiery or flannel is sometimes attended with the most beneficial effects.

The second indication is effected:—

By regularity of life; avoiding the exciting causes of the disease: abstinence from the use of animal food and fermented liquors; milk and vegetable diet; exercise; friction with the flesh brush; tonics and stomachic bitters and chalybeates, such as are recommended for the cure of dyspepsia; Bath waters; the regular use of mild cathartics.

R. Pulveris rhabarbari *dr.ij.*

Aquæ ferventis *oz.viij.*

Macerate per horam integram in vase idoneo et liquorum cola,
dein adde

Macerate for an hour in a proper vessel and strain the liquor,
then add

Tincturæ jalapii *dr.vj.*

Magnesiae ustæ *dr.j.*

Sumantur cochlearia tria pro re nata.

Three spoonfuls to be taken as occasion may require.

R. Pulveris rhabarbari gr.xij.

—— aromatici gr.iiij.

Fiat pulvis, ex syrupo, mane sumendus.

Make a powder to be taken in the morning in syrup.

R. Pilulæ galbani compositæ gr.iiij.

Extracti colocynthis compositi gr.ij.

Fiat pilula omni mane capienda.

Make a pill to be taken every morning.

R. Pulveris aloes cum guaiaco gr.iv.

Olei essentialis cinnamomi gutt. j.

Fiat pilula quotidie sumenda.

Make a pill to be taken daily.

The long continued use of the mineral alkali.

R. Natri preparati gr.vj.

Saponis Hispanici gr.iv.

Pulveris colombar q. s.

Fiat pilulæ duæ nocte maneque sumendæ.

Make two pills to be taken night and morning.

The double acidulated soda water, in the quantity of half a pint daily ; lime-water ; ginger.

The atonic gout is to be treated by :—

Carefully avoiding all the causes inducing debility ; moderate exercise ; cold bathing ; the moderate use of animal food, and the least acescent wines, as Madeira ; tonics, stomachics, and chalybeates, such as are recommended against indigestion ; guarding against the effects of cold, by wearing flannel next the skin :—in severe attacks, blisters to the extremities are serviceable.

Of the retrocedent gout.

If the stomach be the seat of the disease, the liberal administration of warm brandy and water, or wine and aromatics; æther;—ammonia, assafœtida, camphire, musk.

R. Spiritus ætheris vitriolici compositi *dr. iij.*

Misturæ camphoræ fortioris *oz. vijs.*

M. sit dosis cochlearia tria omni hora.

Mix—the dose three spoonfuls every hour.

R. Spiritus ammoniæ succinati *dr. ij.*

Misturæ camphoræ *oz. vj.*

M. sumantur cochlearia tria magna omni hora.

Mix—three table spoonfuls to be taken every hour.

R. Lactis assafœtidæ *oz. iij.*

Misturæ camphoræ *oz. iv.*

Ammoniæ preparatæ *scr. j.*

Syrupi zingiberis *oz. fs.*

M. capiat æger cochlearia tria omni hora.

Mix—the patient to take three spoonfuls every hour.

R. Camphoræ,

Moschi,

Assafœtidæ, singulorum *gr. iij.*

Syrupi zingiberis *q. s.*

F. bolus omni bihorio adhibendus.

Make a bolus to be given every two hours.

Warm stimulating plasters are to be applied externally :

R. Emplastri labdani compositi *oz. j.*

Olei essentialis sassafras *dr. j.*

Fiat emplastrum regioni epigastricæ imponendum.

Make a plaster to be applied to the epigastric region.

Fomentations of bitter aromatic herbs are also proper.

If the head be the seat of the gouty action, vertigo, apoplexy, or paralysis, comes on ; then blisters must be applied to the head and extremities, and aromatics, æther, and warm cathartics, given internally.

When the chest is affected, a similar mode of treatment is proper.

ORDER III.

EXANTHEMATA, OR ERUPTIVE FEVERS.

CHARACTER.

Contagious diseases, beginning with fever, and followed by an eruption on the skin.



VARIOLA, OR SMALL POX.

The small-pox is distinguished into two species; the *distinct* and *confluent*; implying that in the former the pustules are perfectly distinct and separate from each other, and that in the latter they coalesce, and the eruption is continuous.

SYMPTOMS AND PROGRESS OF THE DISTINCT SMALL-POX.

The eruption of the *variola discreta*, or distinct small-pox, is ushered in by a fever of the inflammatory type, characterized by considerable pains in the back and loins, nausea, vomiting, pain in the epigastrium upon pressure, disposition to drowsiness, and in infants often one or more epileptic fits.

Towards the end of the *third* day from its commencement, the eruption makes its appearance on the *face and hairy scalp*, in the form of small red points, not dissimilar to flea-bites.

During the *fourth*, it extends itself successively to the neck, breast, upper extremities, and at length occupies the whole body.

About the *fifth*, a little vesicle, appearing depressed in the middle, containing a colourless fluid, and surrounded by an inflamed areola or margin, perfectly circular, may be observed on the top of each little point or pustule. The eruptive fever now disappears.

About the *sixth*, the saliva becomes increased in quantity, and viscid; at the same time that there is a degree of swelling of the throat, difficulty of deglutition, and hoarseness.

On the *eighth* day, the pustules are completely formed and spherical, or prominent and appearing almost terminated in a point; and the contained matter has assumed the appearance of pus. The face swells, and the swelling extending to the eyelids, these often become so much enlarged as to close the eyes.

About the *eleventh*, the pustules have gained their full size (which differs in different epidemics, but is generally that of a pea), the matter has changed from a white to an opaque yellow, and a dark spot appears on each. At this time the tumefaction of the face subsides, and the hands and feet begin to swell. The secondary fever now also, usually makes its appearance.

After the *eleventh* day, the pustules from being smooth become rough, break, and discharge their contents; which drying on the surface, a small crust is formed over each of them. These in a short time fall off, and leave the part they covered of a dark brown colour, which often remains for many days; and in cases where the pustules have been large, or late in becoming dry, deep indentations of the skin. The swelling of the hands and feet gradually subsides, and about the *seventeenth* day the secondary fever disappears.

SYMPTOMS AND PROGRESS OF THE CONFLUENT SMALL-POX.

Both in its symptoms and progress, the confluent kind differs materially from the distinct or benign. The eruptive fever often early shews a tendency to the typhoid form; and besides possessing the characteristic symptoms above mentioned, which are usually present in a more marked degree, it is frequently attended with coma or delirium; in infants with diarrhoea; in adults, salivation.

The eruption is irregular in its appearance, and in the succession of its stages. It is usually preceded by an erythematic efflorescence upon the face, from which the pustules emerge on the *second day* in the form of small red points; many of which soon coalesce and form clusters greatly resembling the measles. Maturation is more early, but the pustules do not retain their circular form, are of an irregular shape, often flattened, and appear like thin pellicles fixed upon the skin, instead of true pus, containing a brownish ichor; nor are they surrounded by an inflamed margin, the intermediate spaces between the clusters appearing pale and flaccid. The swelling of the face and salivation appear earlier, and rise to a much greater height, than in the distinct form of the disease. The fever, though it generally suffers a slight remission, does not cease upon the appearance of the eruption, and about the ninth day it suffers a remarkable exacerbation; and in some instances all the worst symptoms of typhus supervene: the eruption assumes a livid hue, petechiæ and passive hæmorrhages make their appearance, and the patient is often carried off on the night of the eleventh day from the commencement of the disease.

CAUSES.

Variola is the effect of a specific contagion. It is produced either by subjecting the body to the effluvia arising from those who already labour under the disease, or by the introduction

of a small quantity of the variolous matter into the system by inoculation.

PROGNOSIS.

Variola, in its regular and benign form, seldom proves fatal, unless in consequence of improper management; but it often leaves behind it a predisposition to inflammatory complaints, particularly to ophthalmia and visceral inflammation, more especially of the thorax; and they not unfrequently excite scrofula into action, which might otherwise have lain dormant in the system.

The circumstances which lead to the apprehension of danger are,

1. The appearance of symptoms announcing the approach of the confluent form of the disease (*vide* symptoms), or the disease in its progress approaching to the malignant character before described; the fever assuming the form of typhus, and the pustules becoming flattened, livid, or interspersed with petechiæ.
2. A sudden disappearance of the eruption, subsidence of the swelling of the face or extremities, suppression of saliva, or depression of the pustules, followed by great prostration of strength, universal pallor of the skin, great anxiety, oppression at the chest, syncope, convulsions, coma, or delirium.
3. Complications with visceral disease, as inflammatory affections of the lungs or the alimentary canal.

In general the fate of the patient is determinable from the eleventh to the seventeenth day. The crisis of the secondary fever is generally accompanied with a diarrhœa, or sediment in the urine.

DIAGNOSIS.

Difficult at the commencement of the disease. The pain in the stomach, increased upon pressure; and the drowsiness; are the chief pathognomonic symptoms. The regular succession of appearances, and changes in the eruption, afterwards render the distinction easy.

The distinct may be often distinguished from the confluent, before the eruption appears, by the mildness of its attack; by the synochal type of the fever; the late appearance of the eruption; and the want of typhoid symptoms.

TREATMENT.

Of the distinct.

<i>Indications.</i>	{	<p>To moderate the fever, when violent.</p> <p>To support the strength when deficient.</p> <p>To obviate all those circumstances that may produce any irregularity in the appearance, or in the progress, of the disease.</p>
---------------------	---	---

In cases of violent action, in full and plethoric habits, bleeding has been had recourse to, and is recommended by many; but it is a practice mostly replete with danger, and to be avoided, if possible; for the subsequent debility generally overbalances the temporary advantage that may be gained by this remedy.

Purging is often successful in diminishing the violence of febrile action without inducing much weakness.

An emetic has been given with advantage at the accession of the disease, except in cases where there is much pain of the stomach.

During the eruptive fever, when this is pure synocha, the febrile symptoms, if considerable, are to be moderated by exposing the body of the patient to a cool atmosphere, by fre-

quently administering cold diluent fluids, as lemonade, imperial saline draughts, nitre; at the same time administering saline aperients, so as to keep the bowels loose.

If there be great irritability and restlessness, opium in small quantities, with a saline draught, will be serviceable, or with a small quantity of antimony.

R. Pulveris ipecacuanhæ compositi gr. ijs.

—— antimonialis Londinensis gr. ij.

Conservæ rosæ q. s.

Fiat pilula sexta quaque hora sumenda cum haustu salino communi.

Make a pill to be taken every six hours with the common saline draught.

R. Pulveris opii gr. $\frac{1}{4}$.

Calomelanos gr. $\frac{1}{2}$.

Pulveris antimonialis Londinensis gr. iij.

Fiat pulvis, octava quaque hora capiendus, ex pauxillo mellis.

Make a powder to be taken every eight hours in a little honey.

Small doses of mercury are often serviceable in moderating the febrile action of variola, even when exhibited so as slightly to affect the gums; no inconvenience is likely therefore to arise from the administration of the above.

If the febrile symptoms indicate a tendency to typhus, the mode of treatment recommended for typhus fever should be resorted to.

When the eyelids swell much, and are inflamed, a blister may be applied behind the ears, or a leech to the temples.

If the throat be much affected, and there is difficulty in swallowing, a blister is to be applied to the neck, and gargles of infusion of roses directed.

As debility comes on, recourse must be had to cinchona, wine, and nourishment not so antiphlogistic as in the commencement.

Determination to the head or chest, or other viscera, requires blisters, pediluvium, and sinapisms to the feet.

Obstinate vomiting, which in this disease often proves both a troublesome and dangerous symptom, is most effectually allayed by saline remedies, in the act of effervescence, with opium.

R. Kali aerati *scr.j.*

Misturæ camphoræ *dr.x.*

Tincturæ opii *gt.iv.*

Syrupi corticis aurantii *dr.j.*

Fiat haustus quarta quaque hora sumendus in actu effervescentiæ cum cochleare uno magno succi limonis.

Make a draught to be taken every four hours in the act of effervescence, with a table spoonful of lime or lemon juice.

R. Camphoræ *gr.vj.*

Opium pulverisati *gr.fs.*

Saponis Hispanici *gr.iv.*

Fiat pilulæ duæ sexta quaque hora sumendæ.

Make two pills to be taken every six hours.

In all cases where there is a great propensity to sweating, after the eruptive fever has passed by, a cool regimen will be particularly necessary.

Diarrhœa is to be checked only when it is excessive and increases debility.

When the eruption suddenly recedes, or the pocks sink and become very much dimpled, and any alarming symptoms supervene, as rigors, convulsions, or delirium, recourse must be had to wine, opiates, æther, camphor or musk, blisters and sinapisms.

Upon the accession of the secondary fever, if this preserve the character of synocha, and be not attended by any debility, recourse must be had to the same means of moderating it employed at the commencement of the disease.

If, on the contrary, the secondary fever be typhoid, the means recommended for the cure of typhus gravior must be enforced.



☞ For VARIOLA VACCINÆ, or the COW-POX, see
ADDENDA.



VARICELLA, OR THE CHICKEN-POX.

SYMPTOMS.

After slight symptoms of fever, as lassitude, loss of sleep, wandering pains, loss of appetite, &c. an eruption appears; first on the back, consisting of small reddish pimples, much resembling the first appearance of the small-pox. On the *second* day the red pimples have become small vesicles, containing a colourless fluid; and sometimes a yellowish transparent liquor. On the *third*, the pustules arrive at their full maturity, and, in some instances, very much resemble the genuine small-pox. Soon after, the fluid becomes extravasated by spontaneous, or accidental, rupture of the tender vesicle, and a thin scab is formed at the top of the pock; without pus ever being formed, as in the true variola. Generally before the *fifth* day the whole eruption disappears, and no cicatrix or mark is left behind.

DIAGNOSIS.

From variola. By the small degree of fever; by the pimples first appearing in the back; by no suppuration taking

place; by the pustules falling off, in scales, about the fifth day; at which period the eruption in variola is only just completed.

PROGNOSIS.

It is entirely free from danger, unless the eruption be of the confluent kind, when it is to be appreciated from the degree of violence of the concomitant fever.

TREATMENT.

This complaint is of so trivial a nature, as seldom to require the aid of medicine. Gentle cathartics are all that are in general necessary. Should there be accidentally much fever, the means may be employed for moderating it that are recommended in small-pox.



RUBEOLA, OR THE MEASLES.

Species. { Benign.
 { Malignant.

SYMPTOMS.

Of the benign. Synocha; cough; hoarseness; difficulty of breathing; sneezing; sense of weight in the head; nausea or vomiting; dulness of the eyes; drowsiness; epiphora; coryza; itching of the face.

On the *fourth* day, small red points or papulæ appear, first on the face, and afterwards successively on the lower parts of

the body. They are generally in clusters, do not rise into visible pimples, but by the touch are found to be a little prominent.

On the *fifth* or *sixth* day, the vivid red is changed to a brownish hue; and in a day or two more the eruption entirely disappears, with a mealy desquamation of the cuticle.

The febrile symptoms are not diminished upon the appearance of the eruption, but rather increase, and become attended with much anxiety and oppression of the præcordia, and symptoms of pneumonia. At the period of desquamation of the papulæ, a diarrhoea frequently comes on, and continues for some time.

Of the malignant. This form of the disease is accompanied with typhus-fever, and the symptoms of putrescency, that are enumerated under the head of typhus. The eruption appears more early; and all the symptoms above described are in an aggravated form. The fauces often assume the same appearance as in cynanche maligna, probably from a combination of the two diseases.

CAUSE.

Specific contagion.

DIAGNOSIS.

The pathognomonic symptoms, which distinguish the eruptive fever of measles from variola and other diseases, are the dry cough and hoarseness; the heaviness of the head and drowsiness; sneezing; coryza; the appearance of the eyes, which are red, swelled, itchy, very sensible to light, and frequently loaded with tears.

PROGNOSIS.

Favourable. The febrile and other symptoms light; moderate diarrhœa; early, and free, expectoration; a moisture on the skin at the appearance of the eruption.

Unfavourable. A high degree of fever; hot and parched skin; hurried and difficult breathing; flushed countenance; unusually hard pulse.

The fever increasing after the appearance of the eruption; great pain in the head, and eyes; shooting pains in the chest; symptoms of pneumonia or cynanche; no expectoration before the fourth day; the pulse rapid and small; delirium; extremely anxious respiration.

The sudden disappearance of the eruption, succeeded by delirium; acute pains in the chest, or violent diarrhœa. The eruption becoming of a livid hue. A pallid appearance of the pimples, with great prostration of strength; small intermitting pulse; petechiæ; and other marks of putrescency.

Continued diarrhœa or vomiting.

TREATMENT.

Of the inflammatory.

Indications. { To diminish the inflammatory action.
 { To relieve urgent symptoms.

The first indication is to be attempted :

1. By abstinence from animal food, and strict adherence to the antiphlogistic diet.

2. By placing the patient in a moderately cool atmosphere, the temperature of which should be regulated in a great measure by his own feelings, carefully guarding against any sudden change.

3. By the common diaphoretics and refrigerants; more especially the saline ones. See page 29.

4. By the occasional exhibition of saline aperients.

5. When the synocha-febrile symptoms run high, and more especially when symptoms of local inflammation are present, recourse must be had to general and local bleeding.

Practitioners differ much with respect to the time at which blood-letting may be employed with the most advantage. Dr. Morton thinks it requisite as soon as the eruption is completed. Sydenham recommends it after the eruption has disappeared. Dr. Mead judiciously observes, that our practice in this respect should be regulated by the degree of the accompanying pneumonic symptoms, without attending to the particular period of the disorder, or the state of the eruption; and this is the generally approved practice in the present day.

Where the inflammatory symptoms become urgent, with much anxiety, pain, and oppression at the chest, general bleeding cannot be dispensed with, unless there be a septic tendency in the system. Topical bleeding, under less urgent symptoms, may suffice.

6. By the application of blisters to the chest, in cases where the fever is violent, with delirium or pneumonic inflammation.

The second indication regards symptoms.

1. If the disease be accompanied by inflammation of the lungs, general and topical blood-letting must be enforced; with occasional purges and nauseating diaphoretics, as recommended for the cure of pneumonia.

2. Hoarseness, cough, and inflammation of the fauces, will be palliated by barley-water, with gum Arabic; thin

arrow-root; orgeat and water; the compound decoction of barley or capillaire and water, taken in very small quantities and frequently, not cold, but with the chill just removed. The addition of a little nitre, or of a small quantity of lemon-juice, will render them more palatable.

Inhaling the steam of warm water is also useful.

Mild opiates are occasionally useful against these symptoms, after the febrile action is abated; but when given before, they neither procure rest, nor an abatement of the cough.

R. Lactis amygdalæ oz.v.

Nitri purificati gr.xv.

Syrupi papaveris albi oz.ʒs.

M. cujus sumat æger cochleare medium urgenti tussi.

Make a mixture of which the patient is to take a spoonful when the cough is troublesome.

An opiate, given at bed-time, should always be combined with a saline diaphoretic.

3. When diarrhœa does not take place towards the resolution of the disease, a calomel purge or two should be administered.

4. Where the diarrhœa is excessive, astringents and opium are necessary.

R. Misturæ e creta oz.vj.

Fiat mistura cujus capiat æger cochlearia duo magna post singulas sedes liquidas.

Make a mixture of which the patient is to take two table spoonsful after every loose stool.

R. Confectionis aromaticæ *scr.j.*

Misturæ e creta *dr.xij.*

Pulveris ipecacuanhæ *gr.j.*

Fiat haustus quartis horis sumendus.

Make a draught to be taken every four hours.

R. Confectionis aromaticæ *scr.j.*

Extracti hæmatoxyli *gr.x.*

Misturæ e creta *dr.xij.*

Fiat haustus quartis horis capiendus.

Make a draught to be taken every four hours.

R. Catechu contusi *dr.jss.*

Aquæ ferventis *oz.xij.*

Macera et liquorem frigefactum cola.

Macerate and, after the liquor is cool, strain it.

R. Hujus colaturæ *dr.xij.*

Pulveris tragacanthæ compositi *gr.xv.*

Confectionis aromaticæ *scr.j.*

Syrupi papaveris albi *dr.j.*

F. haustus quartis horis sumendus.

Make a draught to be taken every four hours.

To either of the above five drops of laudanum may be added.

Should the diarrhœa continue, and threaten great exhaustion, recourse must be had to the opiate confection, astringent clysters, and the more powerful astringent remedies recommended against diarrhœa.

5. If the symptoms manifest a tendency to a malignant form of disease, they must be treated accordingly, as directed in typhus.

Of the malignant.

The treatment of malignant measles is similar to that of typhus fever : it requires the exhibition of mineral acids, cinchona, and red Port wine. Delirium, pneumonic symptoms, cough, &c. must be treated as before recommended.

When the eruption of measles disappears before the proper period, and convulsions, or great anxiety, or delirium, take place, the indications will be to restore the eruption to the skin. To effect this, recourse must immediately be had to the warm bath, blisters to the chest and feet, the administration of warm dilute wine, camphor and æther, or antimony.

R. Pulveris antimonialis Londinensis gr.vj.

F. pulvis tertia vel quarta vel sexta quaque hora adhibendus.
Make a powder to be given every third, fourth, or sixth hour.

R. Spiritus ætheris nitrosi dr.ij.

Aquæ ammoniæ acetatæ dr.vj.

——- menthæ sativæ oz.v.

Syrupi croci dr.iiij.

M. cujus capiat æger cochlearia duo magna frequenter.

Make a mixture of which the patient is to take two table spoonsful frequently.

R. Aquæ ammoniæ acetatæ oz. jfs.
Spiritus ætheris vitriolici compositi dr. ij.
Misturæ camphoræ fortioris oz. v.
Vini antimonii tartarisiati dr. fs.

F. mistura cujus adhibeantur cochlearia duo magna in horis,
vel secunda vel tertia quaque hora.

Make a mixture of which two table spoonsful are to be taken
every hour, or every second or third hour.



SCARLATINA, OR SCARLET FEVER.

Species. { Scarlatina simplex.
 { Scarlatina cynanchica, vel anginosa.

SYMPTOMS.

Of the scarlatina simplex. Synocha or synochus. About the *fourth* day, the face begins to swell, and maculæ, of a florid red colour, appear scattered throughout the skin, which at length coalesce, and after three days disappear, leaving a desquamation of the cuticle, which falls off in branny scales, and is occasionally succeeded by anasarca.

Of the scarlatina cynanchica. Lassitude; dejection of mind; pain in the head, followed by soreness, with sense of straitness in the muscles of the neck and shoulders; rigor; horror; and other symptoms of typhus pyrexia.

On the *second* day, difficulty in swallowing; loss of appetite; nausea, and often vomiting; hurried respiration, interrupted by frequent sighs; the breath is hot and burning to

the lips; great thirst; hot and dry skin; small pungent pains, as if occasioned by the point of a needle; quick, weak, sometimes hard pulse.

On the *third* day, the face, neck and breast, appear redder than usual; or scarlet stains, or patches, are observed about the mouth and nose; the submaxillary glands are enlarged and painful to the touch; the velum pendulum palati, the uvula, the tonsils, and pharynx, as far as the eye can reach, partake of the general redness. Collections of thick mucus, and specks, are often observed, much resembling the sloughs in angina maligna; yet real ulceration seldom takes place.—The redness in a few hours becomes universal over the body, and increases to a great degree of intensity. It disappears upon pressure; is perfectly smooth to the touch; nor is there the least appearance of pimples or pustules.

On the *fifth* or *sixth* day the intense scarlet gradually abates; a brown colour succeeds; when the skin, becoming rough, peels off in small scales; and the patient begins to recover strength and appetite. Not unfrequently, however, after a few days amendment, an unaccountable languor and debility is felt; stiffness in the limbs; accelerated pulse; disturbed sleep; disrelish for food; scarcity of urine; dropsical swellings; sometimes anasarca alone; sometimes combined with ascites, or hydrothorax.

CAUSE.

Specific contagion.

DIAGNOSIS.

From measles. By the absence of cough, epiphora, sneezing, and coryza; by the appearance of the eruption; its greater extent; its not being elevated into pimples; by the affection of the throat.

From erysipelas. See erysipelas.

From cynanche maligna. By the disease being more inflammatory—the other accompanied with distinct typhus fever; by the absence of sloughs in the one—by their presence in the other. The following are the chief of the more minute distinctions: Scarlatina prevails in the summer and autumn, and attacks the vigorous and robust:—cynanche maligna in the spring and winter, and more frequently attacks the weakly and delicate. The skin in scarlatina is of a bright scarlet, smooth, and always dry and hot; in angina it is red, pimply—the pimples being redder than the interstices, and bedewed with water. Scarlatina terminates upon the third, fifth, eighth, or eleventh day; the termination of cynanche maligna is irregular.

Scarlatina cynanchica, and cynanche maligna, are, however, considered by many as the same disease.

From variola. The eruptive fever of variola is distinguished from the above by the pain of the stomach upon pressure, and other symptoms elsewhere enumerated.

PROGNOSIS.

Favourable. The concomitant fever purely inflammatory; remission of the febrile symptoms, and of the affection of the throat, upon the appearance of the eruption; the eruption appearing late; hæmorrhage from the nose of a florid red colour.

Unfavourable. The eruption being preceded by great anxiety, nausea, vomiting; the fauces of a dark red or purple colour, without swelling; ash-coloured or brown specks, soon becoming ulcerated; great prostration of strength; delirium; coma; the eruption appearing as early as the second day; its coming out in patches is more unfavourable than an universal efflorescence; the fever continuing after the period of desquamation; glandular swellings; anxious difficulty of breathing, and peculiarly stridulous voice, indicating the

extension of the disease to the larynx and trachea ; acute pain in the ear, with deafness ; the saliva tinged with blood of a dark colour ; discharge of acrid matter from the nose ; running from the ears ; skin continuing obstinately dry ; the desquamation followed by a fresh efflorescence and increase of fever ; diarrhœa.

TREATMENT.

All that will in general be requisite in the treatment of scarlatina simplex, when it does not shew any malignancy, is to keep the patient in a moderate and equable temperature ; about 60° of Fahr. is mostly agreeable and beneficial : to preserve the apartments clean and open ; to enforce a light diet without animal food ; to direct cooling acidulated liquors for common drink, and to administer gentle aperients, more particularly towards the decline of the eruption.

Scarlatina anginosa. The cure of this, in addition to the regimen above prescribed, is to be conducted by

1. The early exhibition of an emetic.

R. Antimon. tartar. gr.j.
Pulveris ipecacuanhæ gr.xij.
Aquæ cinnamomi dr.x.
Syrupi simplicis dr.j.
Vini ipecacuanhæ dr.℥s.

F. haustus emeticus.

Make an emetic draught.

2. Or a calomel purge.

R. Calomelanos gr.ijj.
Pulveris rhabbari scr.j.

Fiat pulvis aperiens ex melle sumendus.

Make an aperient powder to be taken in honey.

The bowels are to be stimulated occasionally by aperients, and two or three grains of calomel, with as much antimonial powder, have been usually more serviceable than other aperients.

3. Cold affusion, or frequently sponging the body with vinegar and water, is strongly recommended by some, when the heat of the body is much, and steadily, above the natural degree.

4. The regular administration of dilute acids, with light preparations of the tonic and antiseptic barks and roots.

R. Acidi muriatici oxygenati *dr. fs.*

Aquæ distillatæ *oz. jfs.*

Pulveris tragacanthæ compositi *scr. fs.*

Syrupi simplicis *dr. j.*

Fiat haustus quarta vel sexta quaque hora sumendus.

Make a draught to be taken every fourth or sixth hour.

R. Infusi rosæ *oz. vij.*

Elixir vitriolici acidi *gutt. xv.*

Syrupi rosæ *oz. fs.*

M. cujus capiat æger cochlearia tria magna quarta quaque hora.

Make a mixture of which the patient must take three table spoonsful every four hours.

5. The frequent use of acidulated gargles.

R. Acidi muriatici oxygenati *dr. j.*

Aquæ hordei *oz. vij.*

Mellis rosæ *oz. j.*

F. gargarisma.

Make a gargle.

R. Infusi seminis lini oz. viij.
Elixir vitrioli acidi dr. j.
Mellis rosæ oz. j.

F. gargarisma.

Make a gargle.

R. Infusi rosæ oz. viij.
Nitri purificati dr. j.

F. gargarisma.

Make a gargle.

6. Where delirium, or coma, or difficult deglutition, supervene, blisters between the shoulders and to the external fauces.

7 At the decline of the eruption tonics are required, especially cinchona, or cascarilla; a nutritious diet also, with wine.

Every case of scarlatina, in which there is typhus pyrexia, or a malignancy present, at whatever period it may happen, requires the employment of cordial tonics, acids, and wine, in large and repeated doses, as recommended for the cure of typhus gravior and cynanche maligna. When the throat is covered with sloughs, stimulating and astringent gargles must be used very often.

R. Mellis æruginis oz. fs.
—— rosæ oz. jfs.
Infusi rosæ oz. iij.

F. gargarisma.

Make a gargle.

R. Decocti cinchonæ oz.vij.
 Aluminis purificati dr.ss.
 Elixir vitrioli acidi dr.j.

F. gargarisma.

Make a gargle.

R. Piperis Indici gr.viij.
 Aquæ ferventis oz.viij.

Macera, et liquorem frigefactum cola pro gargarismate.

Macerate and strain the liquor when cool for a gargle.

The application of blisters is indicated in most cases where there is external tumefaction; petechiæ, or vibices, or coldness in the extremities, alone contraindicate their use. When applied under a great tendency to putrefaction, or great debility, they sometimes become gangrenous.

The doses above directed are for adults; for children the reduced doses must be prescribed.

Children sometimes are with difficulty prevailed upon to gargle and take the medicines: when they refuse, the gargle must be used by means of a syringe, and bark may be given largely by the rectum.

ERYSIPELAS, OR ST. ANTHONY'S FIRE.

- | | |
|------------|--|
| Species. { | <ol style="list-style-type: none"> 1. Erysipelas vesiculosum, attended by large vesications. 2. Erysipelas phlyctænodes: the <i>shingles</i>;—producing crops of small vesicles not larger than a lentil. 3. Erysipelas infantum: appearing on infants. |
|------------|--|

SYMPTOMS.

Rigors, and other symptoms of pyrexia ; great confusion of the head, sometimes amounting even to delirium ; coma ; nausea ; vomiting ; quick hard pulse ; strong, or small, as the fever may incline to the inflammatory or typhus kind.—About the second or third day, the skin of a particular part of the body becomes inflamed ; soon after an efflorescence appears, of a florid red colour ; at first of no great size, but gradually spreading, at length occupies a large extent of surface. Considerable tumor, and a peculiarly acrid heat of the inflamed parts :—when the face is the seat of the disease, the whole hairy scalp becomes affected, and the eyes are frequently closed by the tumor of the palpebræ ;—as the redness extends, it frequently leaves, or is abated in, the parts at first occupied. After a longer or shorter time the efflorescence terminates in phlyctænæ, which are small watery vesicles the size of lentils ; in vesicles, or in a desquamation of the cuticle ; the fever, however, does not always, at this period, suffer a remission ; but is frequently aggravated by increase of coma, or delirium, and the patient expires about the ninth or eleventh day.

CAUSES.

Predisposing. Choleric-sanguine temperament ; plethoric habit ; previous affections of the same nature.

Exciting. Cold ; excessive heats, or vicissitudes of temperature ; abuse of fermented liquors ; suppressed evacuations, or other causes, inducing plethora ; the presence of irritating matter in the primæ viæ ; more especially of acrid bile.—Contagion.

PROGNOSIS.

Favourable. The fever purely inflammatory ; the eruption of a bright scarlet or red colour ; not extending over a large surface ; no vesications ; the fever and coma diminishing upon the appearance of the efflorescence ; and this, soon after, assuming a yellowish hue, with an abatement of the swelling.

Unfavourable. The fever assuming the typhoid form ; its being protracted to the seventh, ninth, or eleventh day, with increase of coma, and delirium ; the inflammation becoming of a dark rose colour ; its suddenly receding from the surface, and attacking an internal part ; its extending over a large surface, without leaving the part it originally occupied ; livid vesications ; weak, rapid, irregular pulse ; great prostration of strength ; early coming on of coma ; the disease being epidemic ; the constitution of the patient originally weak, or emaciated by previous illness. The disease being combined with dropsy, jaundice, or other affections, originating in a depraved organ.

TREATMENT.

- Indications.* {
1. To reduce the phlogistic diathesis, if the fever be of the inflammatory kind.
 2. To support the strength of the patient, if it assume the typhoid form. And
 3. To obviate the tendency to a determination to the head or other important organs.

The phlogistic diathesis is to be reduced,—

1. By bleeding. This operation is, however, to be adopted with the greatest care, for it seldom happens that the fever is

purely inflammatory, but mostly mixed, having strong synochal symptoms in the beginning, and running soon into typhoid.

Local blood-letting is never serviceable, for gangrene mostly takes place where the skin is penetrated.

2. By cooling or mercurial purges.—These are extremely serviceable: calomel is to be administered in doses of from three to ten grains, with rhubarb or any aperient.

3. By nauseating diaphoretics: especially tartarized antimony, acetated ammonia, and camphor.

R. *Misturæ camphoræ* *oz. jss.*
Aquæ ammoniæ acetatæ *dr. iij.*
Vini antimonii tartarisati *gutt. x.*
Syrupi simplicis *dr. j.*

Fiat haustus quarta quaque hora adhibendus.

Make a draught to be given every four hours.

When the synochal symptoms are degenerating into typhoid, large doses of camphor are highly beneficial.

R. *Misturæ camphoræ fortioris* *dr. x.*
Aquæ ammoniæ acetatæ *dr. iij.*
Vini antimonii tartarisati *gutt. x.*
Syrupi corticis aurantii *dr. j.*

Fiat haustus quartis horis sumendus.

Make a draught to be taken every four hours.

4. By diluents: as acidulated soda-water, lemonade, tamarinds with water and the like.

To support the strength of the patient, when erysipela assumes the typhoid character, recourse must be had to wine. Peruvian bark, opium, and mineral acids.

These remedies are to be exhibited in the same way as recommended in the cure of typhus.

The treatment of erysipelas will vary, therefore, according to the type of the fever with which it is attended. If it be well-marked synocha, which seldom it is, the usual means of diminishing inflammation are to be resorted to (see *Synocha*); and, above all others, the frequent exhibition of calomel purges. If, on the contrary, it possesses the character of typhus and manifest symptoms of malignancy, Peruvian bark, wine, mineral acids, and other remedies of the invigorating kind, enumerated under typhus, are to be relied on.

In cases of coma and delirium, much relief will be afforded by the semicupium, together with the application of sinapisms to the feet, or a blister between the shoulders.

The topical applications resorted to by surgeons are various,—

1. Dry absorbent powders to take up any acrimonious fluid that may be oozing out, as starch, meal, chalk, litharge.
2. Warm spirituous fomentations.
3. cold spirituous applications to young habits, where the inflammatory action is strong.



MILIARIA, OR MILIARY FEVER.

SYMPTOMS.

Synochus; oppression, and sense of tightness about the præcordia; the breathing becomes laborious, and is interrupted with frequent sighs, or teasing cough, while the spirits are oppressed with unusual sadness and timidity. As the heat increases, there is a sense of pricking or itching in the

skin, which Vogel says is also sometimes felt in the bowels; numbness in different parts of the body; *profuse sweat*, of a sour, rank odour, during which there is often a contracted pulse. On an *uncertain day*, a number of small red papulæ, about the size of millet-seeds, are observed, first upon the neck and breast, and thence gradually extending to the trunk and extremities; their prominence is imperceptible to the sight, yet evident to the touch; they often lose their redness and appear of the ordinary colour of the skin. After *ten or twelve hours*, a small vesicle appears upon the top of each; this at first is of a whey colour, but afterwards becomes white. At other times the pustules retain their red colour, which has given rise to the division into the white and red eruptions; they generally appear separately; sometimes, however, they are intermixed; in both, the matter, contained in the vesicles, has a peculiarly offensive smell. In *two or three days* the vesicles break, and are succeeded by small crusts, which fall off in scales.

CAUSES.

Predisposing. Lax habit of body; sanguine temperament; childhood; the female sex; the period of child-birth; old age; preceding affections of the same disease; debility, however induced; excessive evacuations; long-continued and copious menstruation; fluor albus; the presence of irritating matter in the primæ viæ (Van Sweiten); abuse of tea-drinking (Hoffman).

Exciting. Immoderate sweating, produced by excessive heat, or by heating medicines.

DIAGNOSIS.

The uncommon anxiety, and dejection of mind; the profuse sweating; its peculiarly fetid, rank smell. Afterwards, the appearance of the eruption,

PROGNOSIS.

Favourable. The fever inclining more to the nature of synocha than typhus; remission of the symptoms upon the appearance of the eruption; the papulæ of a florid red colour.

Unfavourable. The sweating obstinately continuing after the eruption of the papulæ, with increase of fever; great anxiety; flaccidity of the parts covered by the eruption; profound coma; difficulty of breathing; dejection of mind; the sudden disappearance of the eruption, followed by great prostration of strength, anxiety, difficult respiration, violent vomiting, delirium; convulsions; the appearance of petechiæ, interspersed among the papulæ; the symptoms of putrescency elsewhere enumerated; rapid, weak, and intermitting pulse; anasarca swellings.

TREATMENT.

- Indications.* {
1. To diminish the immoderate heat and sweating.
 2. To support the strength of the patient, where there are concomitant symptoms of great debility.

The first indication will be accomplished,—

1. By the cautious application of cold; the air of the bedroom should be cooled, and part of the bed-clothes removed; the patient desired to lie with his arms exposed.

2. By gentle cathartics, if the debility be not great; neutral salts are to be preferred. Where these are inadmissible, the union of rhubarb with calomel

3. By mineral acids: especially the sulphuric.

The second indication requires,—

Bark and wine; opium; blisters; and the other means proper for typhus fever.

Should a retrocession of the eruption take place, followed by the alarming symptoms above mentioned—musk; camphor; opium; blisters, and frictions to the skin; endeavouring, by every means, to bring out and support a copious diaphoresis; external warmth; powerful diaphoretics, &c.



UTICARIA, OR NETTLE-RASH.

CHARACTER.

An eruption resembling that produced by the stinging of nettles; whence its name. These little elevations often appear instantaneously, especially if the skin be rubbed or scratched, and seldom stay many hours, sometimes not many minutes, in the same place; but vanish, and again make their appearance in another part of the skin. The parts affected with the eruption are often considerably swelled. In some persons they last a few days only, in others many months, appearing and disappearing at intervals. Long weals sometimes are observed, as if the part had been struck with a whip. The little eminences always appear solid, not having any cavity, or head containing either water, or any other liquor. Intolerable itching is their invariable concomitant.— They generally disappear in the day time, and in the evening again break forth, accompanied with slight symptoms of fever. They terminate in a desquamation of the cuticle.

CAUSE.

Mechanical irritation.

TREATMENT.

Frequent cooling aperients ; small doses of calomel ; nitrous acid ; sudorifics ; the antiphlogistic regimen ; but remedies are seldom needed in so trivial a complaint.



PEMPHIGUS, OR VESICULAR FEVER.

SYMPTOMS.

The usual symptoms of the cold stage of fever ; lassitude, headache, sickness, oppression, frequent pulse, in some instances delirium.

On an *uncertain day* an eruption of small pellucid blisters, similar to those produced by burning ; varying in size, sometimes as large as walnuts, more frequently about the size of almonds ; surrounded by an inflamed margin or areola, and distended with a faintly yellow serum. They appear on the face, neck, trunk, arms, mouth, fauces, and sometimes extend along the whole alimentary canal ; producing great difficulty of deglutition ; pain referred to the stomach ; nausea ; frequent vomiting ; sense of soreness in the abdomen ; often bloody stools.

After the blisters have remained from one to several days, they either break, and discharge a yellowish, bland, or sharp ichorous fluid, or they begin to shrink, and in a short time disappear.

DIAGNOSIS.

The peculiar appearance of the eruption.

PROGNOSIS.

Favourable. The vesicles few in number, and confined to external parts; the fever inclining more to the inflammatory than to the typhoid character.

Unfavourable. The disease attacking the alimentary canal, attended with a rapid, small pulse; symptoms of confirmed typhus; the vesicles becoming livid, with sudden and great prostration of strength; delirium.

TREATMENT.

Added to the treatment proper for the concomitant fever, which is very generally an approximation to typhus,—

An emetic at the commencement.

Calomel, in small and frequent doses.

Saline purges.

Antimonium tartarisatum, in small and frequent doses.

The larger visicles should be opened, and kept clean.

Demulcent and detergent gargles, when the mouth and fauces become the seat of the disease. See *Aphtha*.

To diminish the effects of irritation; opium combined with vitriolic æther.

APHTHA, OR THE THRUSH.

SYMPTOMS.

The mouth becomes redder than usual ; the tongue swelled and rough ; small whitish escars or pustules invade the uvula, fauces, palate, tonsils, the inside of the cheeks, the gums, and lips. They generally commence at the uvula ; are sometimes few and distinct, at others numerous and confluent ; sending forth a glutinous mucus, which forms a thick whitish crust, adhering most tenaciously, and which falls off when the pustules have arrived at maturity, without inducing an escar on the parts beneath. The disease sometimes extends to the œsophagus, stomach, and throughout the whole alimentary canal ; when mucus is evacuated, in large quantities, by stool and vomiting ; at others, to the trachœa and bronchiæ, when it is brought up by coughing : aphthæ sometimes fall off in the space of ten or twelve hours, at others they remain attached for several days, and often a separation and reproduction takes place a great number of times before the final solution of the disease.

CAUSES.

Predisposing. Cold and moisture ; debility.

Exciting. Most frequently a derangement of the intestinal canal.

PROGNOSIS.

Favourable. The aphthæ appearing of a white, pearly colour ; falling off early, and leaving the parts they occupied

clean, red, and moist. Salivation or moderate diarrhœa, at the period of separation. When the disease is long protracted, repeated crops are more favourable than the permanence of the original.

Unfavourable. The disease affecting internal parts; producing violent hiccup, oppression, pain referred to the stomach, vomiting, and sense of suffocation; the aphthæ being, from the first, of a brown colour, or becoming so in the course of the disease; their sudden disappearance; the mouth and fauces unusually pallid previous to the eruption; violent diarrhœa; coma; great prostration of strength; any of the symptoms of putridity, accompanying cynanche maligna. See *Cynanche*.

TREATMENT.

Indications. { 1. To remove or moderate the concomitant fever.
2. To produce a separation of the aphthæ.

The first indication must be fulfilled,—

By the means laid down for the treatment of synocha, typhus fever, and cynanche maligna.

The second,—

1. By emetics, when other means are resisted.
2. Gentle laxatives, as manna, rhubarb, and castor-oil.

R. Mannæ optimæ oz. ss.

Aquæ anethi oz. j.

Solve: capiat infans cochleare medium subinde.

Dissolve: the dose for an infant is a dessert spoonful occasionally.

R. Olei amygdalæ *dr.v.*

Syrupi rosæ *dr.x.*

M. cujus detur cochleare minimum pro re nata.

Make a mixture, of which a tea spoonful is to be given as occasion may require.

R. Mannæ optimæ *dr.vj.*

Pulveris rhabbarbari *dr.fs.*

Infusi sennæ *dr.ix.*

M. sit dosis cochleare medium.

Mix. The dose a dessert spoonful.

3. Copious emollient clysters.

R. Decocti avenæ tenuioris *oz.ij.*

Olei olivæ *oz.fs.*

M. pro enemate octava quaque hora adhibendum.

Mix for an enema to be exhibited every eight hours.

Veal broth also, with turnip radishes boiled in it.

4. By tonic and stimulant gargles.

R. Decocti cinchonæ *oz.ij.*

Elixir vitrioli acidi *dr.fs.*

Fiat gargarisma.

Make a gargle.

R. Decocti quercus *oz.ij.*

Pulveris Arabici *dr.j.*

Bo acis purificati *dr.j.*

F. gargarisma.

Make a gargle.

R. Boracis purificati *dr. jfs.*

Aquæ florum sambuci *oz. vj.*

Tincturæ myrrhæ,

Mellis rosæ, *aa oz. fs.*

F. gargarisma.

Make a gargle.

R. Mellis æuginis *oz. fs.*

—- rosæ *oz. jfs.*

M. partibus affectis, ope penicilli, quarta quaque hora admo-
vendum.

Mix. The affected parts are to be touched with it by means
of a camel's hair pencil every four hours.

ORDER IV.

HÆMORRHAGIÆ,

OR INVOLUNTARY DISCHARGES OF BLOOD.

CHARACTER.

Pyrexia, with a profusion of blood, without any external violence; the blood drawn from a vein having the same appearance as in the phlegmasiæ.

GENERAL CAUSES.

External heat; sudden diminution of the weight of the atmosphere; whatever increases the force of circulation; as, violent exertions of the body in general, or violent action in a particular part; particular postures of the body; ligatures producing local congestion; exposure to cold; external violence.

GENERAL TREATMENT.

- Indications.* {
1. To put a stop to the discharge of blood.
 2. To prevent its recurrence, by removing the causes by which it was excited.
 3. To destroy the inflammatory diathesis.

EPISTAXIS,
OR HÆMORRHAGE FROM THE NOSE.

SYMPTOMS.

Sense of weight, and obtuse pain in the head; redness of the cheeks; inflation of the face, and of the vessels of the neck and temples; tinnitus aurium; heavy pain, prominence and dryness of the eyes; vertigo; itching of the nostrils, and sense of weight about the root of the nose; in some instances, disturbed sleep and dreadful dreams; costiveness; diminished secretion of urine; coldness of the extremities; tension of the right hypocondrium; these succeeded by a profusion of blood from the nostrils.

CAUSES.

Predisposing. A certain age; i. e. the period puberty, and the decline of life; plethoric state of the system; peculiar weakness of the vessels of the part.

Exciting. External heat; violent exertion; cold applied to the body; particular postures of the body; external violence.

TREATMENT.

The *indications* mentioned in the general treatment of Hæmorrhage will be answered:—

1. By the local means recommended in surgical works; erect position of the body, with the head somewhat reclined

backwards; free exposure to cold air; cold applied to the neck, or immersion of the head in water impregnated with ammonia muriata; affusion of cold water over the genitals; and astringent injections.

R. Zinci vitriolati *dr. j.*
Aquæ distillatæ *oz. x.*

Fiat injectio.

Make an injection.

R. Tincturæ ferri muriati *dr. j.*
Aquæ distillatæ *oz. vj.*

Fiat injectio.

Make an injection.

R. Aluminis *dr. ij.*
Aceti distillati *oz. j.*
Aquæ distillatæ *oz. vj.*

Fiat injectio.

Make an injection.

The second and third indications will be fulfilled by,—

1. The means that obviate plethora, as the antiphlogistic diet, general and local blood letting, purging, and diaphoretics. These remedies are more particularly required when the fever is considerable and the pulse strong.

2. Refrigerants and diaphoretics; as, nitre and antimonium tartarisatum.

R. Nitri purificati *gr.vj.*
Vini antimonii tartarisiati *gutt.x.*
Aquæ distillatæ *dr.xij.*
Syrupi croci *dr.j.*

Fiat haustus sextis horis sumendus.

Make a draught to be taken every six hours.

3. Astringents; especially vitriolated zinc, alum, acetated ceruse with opium.

R. Zinci vitriolati *gr.¼.*
Aluminis purificati *gr.x.*
Infusi rosæ *dr.xij.*
Syrupi ejusdem *dr.j.*

Fiat haustus sextis horis capiendus.

Make a draught to be taken every six hours.

R. Cerussæ acetatæ *gr.j.*
Tincturæ opii *gutt. x.*
Aquæ cinnamomi *dr.v.*
—— distillatæ *dr.x.*
Syrupi simplicis *dr.j.*

Fiat haustus octavis horis sumendus.

Make a draught to be taken every eight hours.

4. Sedatives; especially digitalis and nitre.

R. Tincturæ digitalis *gutt. x.—xxx.*
Nitri purificati *gr.vj.*
Aquæ menthæ sativæ *dr.xij.*
Syrupi croci *dr.j.*

M. pro haustu sexta quaque hora sumendo.

Mix for a draught to be taken every six hours.

HÆMOPTYSIS, OR SPITTING OF BLOOD.

SYMPTOMS.

Sense of weight and oppression in the chest; dry tickling cough; peculiarly hard jerking pulse; difficulty of breathing; sense of pain and heat, referred to the sternum; saltish taste in the mouth; flushed countenance; constant irritation at the top of the larynx, which excites hawking and coughing, during which the profusion of blood takes place.

CAUSES.

Predisposing. A certain age; i. e. from the period of puberty to the thirty-fifth year; sanguineous temperament; great sensibility and irritability; suppression of usual evacuations; narrow conformation of the chest; previous affections of the same disease; hereditary predisposition; plethora.

Exciting. Excessive heat of the atmosphere; violent exercise; inordinate exertion of the organs of respiration; external violence.

DIAGNOSIS.

The blood being brought up by hawking and coughing; of a florid red colour; and mixed with a little frothy mucus; reference to the predisposing causes.

From hæmatemesis. The blood thrown up in hæmatemesis is usually in much more considerable quantity; of a darker colour; more grumous; mixed with other contents of the stomach; and usually unattended with cough.

PROGNOSIS.

Favourable. The disease arising from common causes only, and not from hereditary predisposition, or malconformation of the pulmonary system. The blood being small in quantity, and of a bright red colour. Its not being followed by cough, dyspnœa, pain, or other affection of the lungs.

Unfavourable. The reverse of the above.

TREATMENT.

Indications. See general treatment of Hæmorrhage.

The indications will be answered by,—

1. Carefully avoiding heat, and every kind of bodily exertion.

2. Making use of a light vegetable diet.

3. Bleeding, where symptoms of inflammatory diathesis are indicated by the hardness and peculiar jerk of the pulse; the constitution of the patient; the florid colour of the blood evacuated from the lungs.

On the contrary, where there are marks of debility and laxity, and the blood is of a dark colour, depletion is improper. *Dr. Percival.*

4. Cooling purges, of magnesia vitriolata, or natron vitriolatum, in infusion of roses.

R. Infusi rosæ oz. viij.

Magnesia vitriolata dr. vj.

Spiritus pimento oz. fs.

M. cujus capiat æger cochlearia iv sexta quaque hora.

Make a mixture of which the patient is to take four spoonfuls every six hours.

5. Refrigerants ;—nitre ;—sulphuric acid ;—ammonia muriata.

R. Infusi rosæ oz.ij.

Nitri purificati scr.fs.

Tincturæ opii gutt. v.

M. fiat haustus tertia vel quarta quaque hora sumendus.

Mix into a draught to be taken every three or four hours.

R. Acidi sulphurici diluti dr.fs.

Aquæ distillatæ dr.xv.

Tincturæ opii gutt. v--xv.

Syrupi rosæ dr.j.

Fiat haustus tertia vel quarta quaque hora capiendus.

Make a draught to be taken every three or four hours.

R. Cremoris tartari dr.iiij.

Nitri purificati dr.ij.

M. capiat æger dr.fs. pro dosi ex cyatho parvo aquæ hordei.

Mix. The patient to take half a drachm for a dose in a small cup of barley water.

Draughts of cold water acidulated with lemon-juice.

6. Astringents ;—vitriolic acid ;—cerussa acetata ;—tinctura saturnina.

R. Cerussæ acetatæ gr.vj.

Opii purificati gr.iiij.

Conservæ cynosbati q. s. ut fiant pilulæ numero sex.

Sit dosis una vel altera bis, ter, quaterve in dies.

One or two doses to be taken twice, thrice, or four times a day.

The cerussa acetata draught, page 150.

R. Tincturæ saturninæ gutt. xx---xl.

Aquæ distillatæ dr. xij.

Syrupi simplicis dr. j.

Fiat haustus ter in dies sumendus.

Make a draught to be taken thrice a day.

7. Sedatives ;—digitalis ;—hyoscyamus.

8. Emetics are recommended by Dr. Darwin.


9. Nauseating medicines ;—antimonium tartarisatum in small and repeated doses.

10. Inhaling sedative airs ;—hydro carbonate.

11. Limited use of liquids.

12. Cold lotions externally applied ;—vinegar and water ; a solution of ammonia muriata.

Where symptoms of debility prevail—blisters to the chest ; bark ; opium ; chalybeates.



MENORRHAGIA, OR IMMODERATE FLOW OF THE MENSES.

A flow of the menses is to be considered as immoderate, when it either returns more frequently than what is natural, continues longer than ordinary, or is more abundant than is usual with the same person at other times.

It may be the effect of two different and opposite states of the system : plethora with inordinate arterial vigour ; and general relaxation or debility.

SYMPTOMS.

An immoderate flow of the menses, arising from plethora, is usually preceded by rigors, acute pains in the head and loins, thirst, turgid flushed countenance, universal heat, and a strong, hard pulse: on the contrary, where the symptoms of debility are prevalent in the system, the pulse is small and feeble, the face pallid, the respiration small and hurried on the slightest effort; the general leucophlegmatic appearance of the patient indicates a laxity of every muscular fibre; the pains of the back and loins are rather aching than acute.

CAUSES.

The causes which predispose to the disease are plethora;—a laxity or debility of the organ, arising from frequent child-bearing;—difficult and tedious labours, or repeated miscarriages; a sedentary and inactive life, indulging much in grief and despondency; living upon a poor, low diet; drinking freely of warm enervating liquors, such as tea and coffee; and living in warm chambers.

The exciting causes of menorrhagia are, violent exercise, more especially in dancing; strokes or concussions on the belly; strains; passions of the mind; violent straining at stool; excess in venery, particularly during menstruation;—the application of wet and cold to the feet; organic affections of the uterus, such as scirrhus, polypus, &c.

PROGNOSIS.

Menorrhagia, when it is the effect of plethora, rarely proves fatal; but when it occurs in habits much reduced by previous disease, or is produced by a laxity of the vessels of the organ, is profuse, long continued, or of frequent recurrence; if the lips, nails, and other parts, be pale; if the extremities become cold, and with these symptoms the patient falls into

syncope, especially if there be any convulsions of the limbs, the danger is very great. When it arises from an organic affection of the part, which is frequently the case after the age of forty-five, it is usually incurable.

TREATMENT.

The cure of menorrhagia consists in :—

1. Strictly confining the patient to an horizontal posture ; especially avoiding every exertion both of body and mind.
2. Keeping the body gently open by laxative medicines that have but little stimulus.

R. Kali tartarisati oz.fs.
 Mannæ optimæ dr.vj.
 Aquæ ferventis oz.vj.
 Tincturæ lavendulæ compositæ oz.fs.

Fiat mistura cujus capiat æger cochlearia tria pro re nata.

Make a mixture of which the patient should take three spoonsful as occasion may require.

R. Magnesiæ vitriolatæ dr.ijj.
 Aquæ frigidæ oz.x.

Fiat enema.

Make an enema.

3. Administering draughts of acidulated cold liquors frequently, as infusion of roses, lemonade, and the like.
4. The internal use of styptics, especially cerussa acetata, as directed against hæmoptysis, page 153.
5. When symptoms of debility are present, tonic astringents : cinchona, cascarilla, kino, quercus, and wine.
6. The constant application of astringents to the vagina and hypogastric region ; especially ice, very cold water, vinegar and water.

HÆMATEMESIS, OR VOMITING OF BLOOD.

An hæmorrhage of dark coloured, grumous blood from the stomach, in considerable quantity, mixed with alimentary matter, and preceded by a sense of weight and obtuse pain or anxiety in the region of the stomach.

CAUSES.

The general causes of hæmorrhage, as plethora—suppression of evacuations, &c.—tumors compressing the liver or spleen;—external violence:—obstructions in any neighbouring viscus.

TREATMENT.

Indications. See the general treatment of Hæmorrhagy.

If accompanied by symptoms indicating inflammatory diathesis,—bleeding, and the antiphlogistic regimen, with digitalis. If not,—tonics and astringents; vitriolic acid with opium.

Opium in large doses is recommended by Dorffmuller.

Cerussa acetata, as directed in hæmoptysis.

Tinctura ferri muriati gutt. xx. ad xxx. omni hora. (Every hour.)

The union of decoctum cinchonæ with acidum vitriolicum.

Alum, in the dose of ten grains every four hours.

Epispastics to the abdomen.

If the existence of scirrhus tumors can be ascertained,—hydrargyrus;—cicuta; and other remedies elsewhere recommended.

HÆMATURIA, OR VOIDING OF BLOOD BY URINE.

CHARACTER.

An evacuation of urine, mixed with blood, preceded, when not the effect of injury, by pain, and sense of weight, in the loins; pain and heat in the region of the kidney.

CAUSE.

It is most frequently symptomatic of other renal affections. See *Nephritis*, and *Calculus Renalis*.—Or it arises from external violence, or great exertion. It may be produced by any of the causes of hæmorrhage before enumerated.

PROGNOSIS.

It is distinguished from the high-coloured urine, attendant on many diseases, by the deposite of a coagulum to the bottom of the vessel, and by its staining linen of a red colour.

TREATMENT.

If the disease be the consequence of injury, or the patient be of a full plethoric habit,—bleeding,—refrigerants,—as advised under the head of hæmoptysis.

Saline purges of magnesia or natron vitriolatum.

Astringents;—infusion of roses with an additional quantity of vitriolic acid.

Uva ursi, in powder: one scruple three times a day.

The double acidulated soda-water for a common drink.

Opium, in small doses, every four or six hours.

Decoction of peach-leaves.

If it arise from irritation of the kidney by calculus, together with the remedies proper for that disease, frequent draughts of mucilaginous liquids; as thick barley-water, solution of gum Arabic, decoction of marsh-mallows sweetened with honey.—Opium;—copious emollient clysters.

Should there be concomitant symptoms of debility, powerful astringents;—alum;—tinctura ferri muriati;—terebinthina, &c.

ORDER V.

PROFLUVIA, OR FLUXES WITH PYREXIA.

CHARACTER.

Pyrexia, with an increased secretion, not naturally bloody.

CATARRHUS, OR CATARRH.

Species. { *Catarrhus a frigore*, common cold.
 — *contagious*, the influenza.

An increased secretion of mucus from the mucous membrane of the nose, fauces, and bronchiæ, attended with pyrexia.

SYMPTOMS.

Pyrexia ;—weight and pain in the head ;—oppression of the chest, and impeded respiration ;—sense of fulness and stopping up of the nose ;—watery inflamed eyes ;—coryza ;—cold shiverings, succeeded by transient flushes of heat ;—soreness of

the fauces and trachea ;—cough ;—pains about the chest ;—rheumatic pains in the neck and head ;—increased secretion of mucus from the mucous membrane of the nose, fauces, and bronchiæ.

CAUSES.

Remote. Cold applied to the body ;—contagion.

Proximate. An inflammation of the mucous membrane of the nose, fauces, bronchiæ, &c.

PROGNOSIS.

It is seldom attended with danger, when in the mild form, and arising from common causes.

Unfavourable. Predisposition in the constitution to phthisis ;—tendency to asthma, or peripneumonia.

TREATMENT.

Indications. { To reduce the febrile action of the system.
 { To allay the irritation of the affected parts.

General bleeding may be necessary, if the type of the fever be synochal, and the symptoms are violent : in such cases purges will be beneficial, saline diaphoretics, and the antiphlogistic diet, as recommended against synocha, or inflammatory fever.

When the system evinces typhoid actions, the contrary must be observed.

The second indication requires,—

1. Frequent use of tepid diluents, mucilaginous and oily demulcents.

R. *Spermatis ceti* *dr.ij.*
Vitellum ovi unius.
Syrupi simplicis *oz.ʒss.*
Aquæ cinnamomi *oz.ij.*
 — *distillatæ* *oz.iv.*

Fiat mistura cujus capiat æger cochleare magnum frequenter.
 Make a mixture of which the patient is to take a table spoon-
 ful frequently.

R. *Olei amygdalæ* *dr.vj.*
Syrupi tolutani *oz.j.*
Aquæ distillatæ *oz.v.*
 — *kali preparati* *q. s.*

Fiat emulsio cujus samantur cochlearia duo secunda quaque
 hora, vel urgenti tusse.

Make an emulsion of which two spoonsful are to be taken
 every two hours, or when the cough is troublesome.

R. *Mucilaginis Arabici* *oz.ʒʒss.*
Aquæ cinnamomi *oz.v.*
Syrupi mori *oz.j.*

M. cujus sit dosis cochleare medium urgenti tusse.

Make a mixture of which the dose is a dessert spoonful when
 the cough is troublesome.

2. Mild expectorants and diaphoretics.

R. *Aceti scillæ* *dr.j.*
Aquæ menthæ sativæ *oz.v.*
Syrupi croci *oz.j.*

M. cujus sumat cochleare magnum quando raucedo urget.

Make a mixture of which a table spoonful is to be taken when
 the hoarseness is troublesome.

R. Oxymellis scillæ oz. fs.
Spiritus ætheris nitrosi dr. ij.
Aquæ menthæ sativæ oz. v.
Syrupi corticis aurantii dr. iij.

Fiat mistura de qua capiat æger cochleare magnum subinde.

Make a mixture of which the patient is to take a table spoonful now and then.

R. Nitri purificati dr. j.
Lactis amygdali oz. vij.
Tincturæ scillæ dr. j.
Syrupi solutani oz. fs.

M. sit dosis cochleare magnum subinde.

Mix. The dose a table spoonful now and then.

3. Mild opiates and diaphoretics when the inflammatory diathesis is reduced.

R. Syrupi papaveris albi oz. j.
Nitri purificati dr. j.
Aquæ menthæ sativæ oz. vj.

Fiat mistura.

Make a mixture.

R. Syrupi papaveris albi oz. j.
Oxymellis scillæ oz. fs.
Aquæ menthæ sativæ oz. vj.

Fiat mistura cujus sumantur cochlearia duo magna tertia quaque hora.

Make a mixture of which two table spoonsful are to be taken every three hours.

R. Pulveris ipecacuanhæ compositi gr.ijfs.

Conservæ rosæ q. s.

Fiat pilula quarta quaque hora sumenda.

Make a pill to be taken every four hours.

The trochisci glycyrrhizæ cum opio.

R. Decocti hordei compositi oz.xivfs.

Syrupi papaveris albi oz.jfs.

M. cujus capiat æger cyathum vinosum parvum secunda quaque hora.

Make a mixture of which the patient is to take a small wine glass every two hours.

4. Blisters to the breast, if there be uneasiness there, or pain, or difficult expectoration, or sense of oppression.

5. Inhaling the steam of warm water.



DYSENTERIA, OR DYSENTERY.

SYMPTOMS.

The disease sometimes comes on with cold shiverings and other symptoms of fever; at others, the local affection is first perceived. Costiveness; unusual flatulence in the bowels; severe griping; frequent inclination to go to stool; tenesmus; loss of appetite; nausea; vomiting; febrile heat, and frequency of pulse; frequent discharge of a peculiarly fetid matter from the anus, varying in appearance; being sometimes pure mucus, or mucus mixed with blood; pure unmixed blood; pus, or a putrid sanies, proceeding from ulcerated or

gangrenous parts ; and often films of a membranous appearance, or small sebacious masses, floating in a large quantity of liquid matter. Masses of indurated fæces are likewise sometimes passed by stool. Great emaciation and debility ; quick and weak pulse ; sense of burning heat, and intolerable bearing down of the parts ; hiccup ; and not unfrequently a fatal termination ensue.

CAUSES.

Remote. A specific contagion. All those causes capable of inducing spasm and ulceration ; much moisture, succeeding quickly to intense heat ; unwholesome and putrid food ; noxious exhalations and vapours.

Proximate. Spasmodic constriction and ulceration of the colon.

PROGNOSIS.

Favourable. A gentle diaphoresis ; the stools becoming yellow, and less frequent ; the strength little impaired ; sediment in the urine ; the disease arising from common causes.

Unfavourable. The disease having become habitual by long continuance ; violent and distressing tenesmus and tormina ; vomiting ; hiccup ; aphthæ ; difficult deglutition ; convulsions ; cold extremities ; delirium ; cold and partial sweats ; the tongue preternaturally red and dry ; the pain suddenly ceasing ; great prostration of strength ; the fæces extremely fetid ; petechiæ ; involuntary evacuations ; intermitting pulse ; the disease being complicated with others ; as with affections of the liver, with intermittent fever, &c.

TREATMENT.

- Indications.* {
1. To remove the concomitant fever.
 2. To evacuate the matter contained in the intestines.
 3. To lessen irritation, and to restore the tone of the intestines.

To fulfil the first indication, the type of the fever must be ascertained.

If it be synocha, and the inflammatory diathesis prevail, blood-letting and the antiphlogistic regimen must be resorted to, but this will seldom be necessary, for the fever mostly assumes a putrid tendency, when the treatment proper for typhus will be required.

If it assume the intermittent form, cinchona and tonics must be resorted to.

The second indication requires,—

1. An emetic of ipecacuanha or vitriolated zinc.

The haustus emeticus communis, page 19.

R. Zinci vitriolati scr.j.

Aquæ distillatæ ozij.

Fiat haustus emeticus.

Make an emetic draught.

2. Cathartics. Of this class of medicines rhubarb has been very much preferred: calomel has also been highly approved; and where there is a tendency to inflammation, or the dejections manifest a total absence of bile, no other cathartic will be so effectual.

R. Olei lini,

Tincturæ rhabarbari, *aa dr.ij.*

M. fiat haustus semel vel bis quotidie sumendus.

Mix into a draught to be taken once or twice a day.

R. Pulveris rhabarbari *dr.fs.*

Confectionis aromaticæ *scr.j.*

Tincturæ rhabarbari *dr.jfs.*

Aquæ menthæ piperitidis *oz.jfs.*

Syrupi croci *dr.j.*

Fiat haustus.

Make a draught.

The refrigerent cathartics alone, or conjoined with manna, have been long employed, especially by the army physicians, with the greatest advantage.

R. Magnesiæ vitriolatæ *dr.vj.*

Infusi rosæ *oz.vj.*

Syrupi zingiberis *oz.fs.*

Fiat mistura cujus capiat æger cochlearia quatuor pro re nata.
Make a mixture, of which the patient is to take four spoonful occasionally.

R. Magnesiæ vitriolatæ *dr.vj.*

Mannæ optimæ *oz.j.*

Aquæ menthæ piperitidis *oz.vj.*

M. cujus sit dosis cochlearia quatuor.

Make a mixture of which a dose is four spoonfuls.

The natron vitriolatum, and soda phosphorata, may be used in the same doses as the vitriolated magnesia.

The oleum ricini is a very excellent purge.

Ipecacuanha, administered in such doses as not to prove emetic, but to act on the bowels, is perhaps the most effectual cathartic in dysentery.

3. Large emollient clysters :—

R. Amyli *dr.xij.*

Aquæ feventis *oz.xvj.*

Fiat enema bis terve die injiciendum.

Make an enema to be injected twice or thrice a day.

Clysters of mutton broth and arrow-root.

4. Emetic and purgative medicines combined.

R. Magnesiae vitriolatæ *oz.j.*

Antimonii tartarisati *gr.iiij.*

Infusi sennæ *oz.vj.*

Syrupi rosæ *oz.fs.*

Fiat mistura cujus adhibeantur cochlearia tria magna pro re nata.

Make a mixture, of which three table spoonfuls are to be given occasionally.

To fulfil the last indication, several remedies are used.

1. Mucilaginous demulcents ; as, solutions of gum Arabic in milk ; preparations of barley, arrow-root, linseed, salop, and the like : the wax emulsion :

R. Ceræ flavæ *dr.iiij.*

Saponis Hispanici *dr.j.*

Aquæ distillatæ *oz.fs.*

Leni calore, post solutionem, adde—

After dissolving in a mild heat, add

Aquæ distillatæ *lb.jfs.*

Syrupi ex althæa *oz.ij.*

Ut fiat emulsio, cujus sit dosi cyathum parvum subinde.

To make an emulsion, of which a small cupful is to be taken now and then.

R. Gummi Arabici in pulverem triti oz.ij.

Decocti hordei lb.ij

Succi limonis oz.ij

Bibat æger pro potu ordinario.

The patient to drink the above for his common drink.

2. Fomentations and embrocations to the abdomen.

A strong decoction of poppy-heads.

R. Camphoræ dr.vj.

Opii optime pulverisati dr.ij.

Olei palmæ vel macis oz.iiij.

Fiat unguentum cujus illinendum sit quantitas nucis moschatæ ter quotidie.

Make an ointment, of which the size of a nutmeg is to be rubbed on thrice daily.

R. Linimenti saponis dr.xij.

Tincturæ opii dr.iiij.

Olei essentialis caryophyllorum aromaticorum dr.j.

Fiat embrocatio subinde utenda.

Make an embrocation to be used occasionally.

3. Mucilaginous clysters with opium :—

The starch clyster, with a drachm of laudanum, every six or eight hours.

4. Diaphoretics; especially Dr. Dover's powder.

R. Pulveris ipecacuanhæ compositi gr.iiij.

Conservæ rosæ q. s.

Ut fiat bolus quarta quaque hora adhibendus.

To make a bolus to be given every four hours.

R. Pulveris ipecacuanhæ compositi *gr. x—xx.*

Conservæ rosæ q. s.

Fiat bolus singulis noctibus sumendus.

Make a bolus to be taken every night.

5. Opium; alone, or united with antimony or nitre.

6. Antimonials: the vitrum antimonii ceratum, as recommended by Sir John Pringle.

7. Tonics and astringents, at a more advanced period of the disease, when the frequency of the dejections seems rather to proceed from a weakened and relaxed state of the bowels than from any remains of malignancy; especially quassia, angustura, colombo, cascarilla, simarouba, verbascum, catechu, kino, nux vomica, arnica, hæmatoxylum, lime-water, bignonia capriolata, baked bread, nitrous acid with opium.

R. Corticis angusturæ contusæ *dr. ij.*

—— exterioris aurantii Hispalensis,

Radicis colombæ, *aa dr. j.*

Aquæ ferventis *lb. j.*

Macera, et liquorem frigefactum cola.

Macerate and strain the liquor when cool.

R. Infusi colati *dr. xij.*

Tincturæ cardamomi compositæ *dr. j.*

Tincturæ opii *gutt. x.*

Fiat haustus octava quaque hora capiendus.

Make a draught to be taken every eight hours.

The cascarilla and other tonics above mentioned may be made into an infusion in like manner.

R. Acidi nitrosi *dr.ij.*
Opii purificati *gr.ij.*
Aquæ distillatæ *dr.xvj.*

M. capiat æger cochleare minimum quater in die, ex cyatho parvo aquæ hordei.

Make a mixture, of which the patient is to take a tea spoonful four times a day, in a small cup of barley water.

R. Extracti hæmatoxyli *dr.j*
Misturæ cretaceæ *oz.ïv.*
Tincturæ catechu *dr.ij.*
Spiritus nucis moschatæ *oz.j.*

M. cujus sit dosis cochlearia tria magna tertia vel quarta quaque hora.

Make a mixture, of which the dose is three table spoonsful, every three or four hours.

R. Confectionis aromaticæ *dr.ij.*
Aquæ cinnamomi *oz.v.*
Spiritus pimento *oz.j.*
Tincturæ kino *dr.ij.*

Fiat mistura singulo dosi cujus adde *guttas x.* tincturæ opii pro re nata.

Make a mixture; to each dose of which add ten drops of tinctura thebaica as occasion may require.

There has been much difference in opinion with respect to the propriety of administering cinchona in dysentery. Its use is more particularly serviceable in those cases where the attendant fever assumes the remittent form, or where the disease is complicated with typhus, or with intermitting or remitting fevers. Sir John Pringle recommends the cinchona to be joined with serpentaria Virginiana, and Dr. Akenside gave it combined with a cathartic.

On the continent, the *nux vomica*, *arnica montana*, *bigonia capriolata*, and sulphur, in large and frequent doses, are the favourite remedies.

Dr. Thomas informs us, in his *Practice of Physic*, that, during a residence in the West Indies, he was in the habit of recommending a strong decoction of logwood, with the bark of the pomegranate and cherry-tree, as an astringent drink, from which his patients seldom failed to experience a good effect.

The means above mentioned will be found totally inadequate to the cure of chronic dysentery, if a dusky sallow hue of countenance, tenderness upon pressure in the region of the liver, and a clayey appearance of what *fæces* happen occasionally to be voided, manifest the presence of a diseased or obstructed state of the liver. In such cases *mercury* is the only remedy; and this should be pushed to such an extent, as to keep up a gentle affection of the mouth until the symptoms begin to be mitigated.

Every kind of food which tends to putridity should be avoided, also spirituous liquors; and the strength should be supported by light preparations of barley, rice sago, Indian arrow-root, flour, panada, and gelatinous broths.


CLASS II.
NEUROSES ;

OR,

NERVOUS DISEASES.

CHARACTER.

Injury to sense or motion, without any idiopathic fever, or primary local affection.



ORDER I.

COMATA.

CHARACTER.

Diminution of voluntary motion, with sleep, or a privation of sense.

APOPLEXIA, OR APOPLEXY.

Species. { Sanguineous.
 { Serous.

SYMPTOMS.

Of the sanguineous. Abolition of all the powers of sense and motion, accompanied with noisy or stertorous breathing; flushed, and sometimes livid countenance; prominence and immobility of the eye, with dilated pupil; foaming at the mouth; grinding of the teeth; often a resolution of the sphincter muscles; the strength of circulation remaining unimpaired. The attack is sometimes sudden, at others it is preceded by various symptoms denoting an affection of the brain; such as, giddiness; headache; hæmorrhage from the nose; interruption of sight, or of hearing; false association of ideas; faltering in speech; loss of memory; drowsiness; numbness of the extremities. It often terminates in paralysis, or the patient is seized with vomiting, and recovers after a profuse sweat.

Of the serous. The attack of serous apoplexy is, in general, more gradual than that of the sanguineous; and is preceded by languor, debility, disposition to sleep, and often partial loss of sense. In the fit the pulse is weak, the face pale, and there is a diminution of natural heat.

CAUSES.

Predisposing. A certain age: from the 50th to the 60th year. Great obesity; especially if occurring in persons ha-

ving a short neck and large head ; indulgence in the luxuries of the table ; suppression of usual evacuations ; intense study ; sedentary life ; plethora, however induced.

Exciting. Violent exercise ; passions of the mind ; sudden exposure to cold ; intense heat ; long stooping ; derangement of the stomach, or intestinal canal ; violent passions of the mind ; long-continued inspiration ; excess in venery ; overloading the stomach ; the application of the fumes of certain narcotic and metallic substances ; such as opium, alcohol, charcoal, mephitic airs, &c.

Proximate. Pressure upon the brain by extravasated blood, distended vessels, tumor, or other cause. In many instances dissection discovers no obvious cause.

Of the serous.

Predisposing. The leucophlegmatic constitution. All those causes inducing a debilitated state of the body ; such as depressing passions of the mind ; much study ; watching ; poor living, &c.

Proximate. The pressure of effused serum upon the brain.

PROGNOSIS.

Favourable. The senses little impaired ; the function of respiration not much affected ; hæmorrhagy from the nose or hæmorrhoidal vessels ; diarrhœa. The sanguineous is more dangerous than the serous ; the latter has often been removed by supervening fever.

Unfavourable. Protracted beyond the third day ; the pulse becoming quick and hard ; febrile heat ; redness of the eyes ; dribbling of saliva from the mouth ; deglutition continuing impeded ; cold extremities ; cold and clammy sweats.

TREATMENT.

Indications. { To remove the cause producing pressure upon
the brain.

In the sanguineous,—

1. By bleeding from the jugular vein and temporal artery.
2. The application of cupping-glasses to the neck.
3. Blisters, first to the back, afterwards to the head; then to the extremities.
4. Drastic purges.

R. Extracti colocynthidis compositi *scr.j.*
Calomelanos *gr.iv.*

Fiat pilulæ quatuor vel bolus.

Make into four pills or a bolus.

R. Tincturæ sennæ,
Vini aloes, *aa oz. ss.*
Tincturæ jalapii *dr.ij.*

M. fiat haustus purgans.

Mix and make a purging draught.

R. Gambogiæ *gr.v.*
Tincturæ sennæ compositæ *oz.j.*
——— jalapii *dr.j.*

Fiat haustus catharticus.

Make a cathartic draught.

R. Vini aloes *oz. iij.*
 Aquæ puræ *oz. x.*

Fiat enema.

Make an enema.

R. Extracti colocynthidis compositi *scr. j.*
 Aquæ ferventis *oz. x.*

Coque per sextam horæ partem, et liquori colato adhuc tepido admisce

Boil for ten minutes and with the strained liquor when warm mix—

Syrupi spinæ cervinæ *oz. j.*

Fiat enema statim injiciendum.

Make an enema to be injected immediately.

R. Terebinthinæ communis *oz. fs*
 Ovi unius vitellum.
 Decocti lini *oz. x*

Tere terebinthinam cum ovi vitello donec in misturam perfectam coeant : tum sensim adde decoctum, ut fiant enema.

Rub up the turpentine with the yolk of an egg until it unites in a perfect mixture ; then add gradually the decoction, for an enema.

5. Sudorifics of antimonials and acetated ammonia.

6. If the disease take place soon after a full meal, an emetic.

7. Erect position of the body.

Should this plan prove ineffectual, recourse should be had to the diffusive stimuli, recommended for the serous apoplexy, and for paralysis.

In the serous,—

1. By emetics of ipecacuanha and tartarized antimony.
2. By blisters applied to the head.
3. Sinapisms to the extremities.
4. Drastic purges. See *Sanguineous Apoplexy*.
5. Diffusive stimuli; as ammonia preparata, castor, assa-fœtida, valerian.
6. Electricity; the electric spark passed through the head.
7. Errhines; helleborus, pulvis asari compositus.
8. Mercury, rubbed on the extremities.



PARALYSIS, OR PALSY.

<i>Species.</i>	{	Paralysis partialis; or paralysis of a certain muscle, or set of muscles, only.
		—— hemiplegica; or total paralysis of one side of the body.
		—— paraplegica; or paralysis of one half of the body, taken transversely.
		—— venenata; from poisons.

SYMPTOMS.

An abolition of voluntary motion, or sensation, or both, in certain parts of the body only; often with sleep, and slow and soft pulse; preceded, when not the consequence of apoplexy, by universal torpor; vertigo; sense of weight and pain in the head; loss of memory; sense of creeping, of numbness, of pricking, sometimes of heat, in the part afterwards to be paralysed.

CAUSES.

Compression of the brain, from whatever cause ;—impaired nervous energy, either in the part itself, or in its source, the sensorium commune ;—determination of fluids to the head, by the suppression of usual evacuations ;—certain poisons ; of which the most frequent is lead ;—compression of the nerves in their course ;—apoplexy, and all the causes inducing it ; see *Apoplexy* ;—irritation of the primæ viæ ;—rheumatism.

DIAGNOSIS.

From Apoplexy. It is distinguished from apoplexy by the loss of sense and motion being partial only ; by the absence of stertor ; by the sunk pulse ; and other symptoms above mentioned.

PROGNOSIS.

Favourable. Sense of pain and itching in the paralysed parts ;—returning sensation and motion. A fever and diarrhoea have restored sensation to parts paralysed from causes acting upon the nerves only.—Youth, and previous strength of constitution.

Unfavourable. The parts being deprived of both motion and sensation ;—gradually wasting, and becoming dry and withered ;—convulsions ;—the paralysis of the left side is more dangerous than a similar affection of the right ; and of the upper extremity than of the lower.—When the consequence of apoplexy, the disease usually proves difficult of cure.

Indications. { To remove causes that are obvious, and thereby to restore sensation and motion to the paralysed parts.

If the accession of the fit be sudden, the patient of a plethoric habit, and the head much affected, bleeding from the jugular vein, and the treatment recommended for apoplexy.—If the disease occur in a debilitated constitution, in a patient advanced in age, and where the head is little affected, the use of powerful stimuli will be proper; as, mustard-seed,—horse-radish,—volatile alkaline salts, or spirits,—guaiacum,—electricity,—æther,—arnica flowers,—*rhus radicans*,—and *toxicodendron*.

R. *Seminis sinapeos albæ* oz. j.

Capiat æger cochlearia duo minima bis terve die ex cyatho aquæ frigidæ.

The patient to take two tea spoonsful twice or thrice a day in a cup of cold water.

R. *Radicis raphani contusæ* oz. ij.

Seminis sinapeos albæ,

Radicis valerianæ, aa dr. ij.

—— *rhabarbari incisæ* oz. ss.

Infunde in

Infuse in

Vini albi Hispanici lb. ij.

Sæpe agitetur et coletur usus tempore: cochlearia duo magna quarta quaque hora sumenda.

Let it be frequently agitated and strained when used: two table spoonsful to be taken every four hours.

R. *Spiritus ammoniæ compositi* dr. j.

Tincturæ cardamomi compositæ dr. ij.

Aquæ pimento dr. xij.

Fiat haustus sextis horis capiendus.

Make a draught to be taken every six hours.

R. Spiritus raphani compositi oz.j.
 ——— ammoniæ foetidæ gutt. xx.
 Tincturæ valerianæ volatilis dr.fs.

Fiat haustus quarta quaque hora sumendus.

Make a draught to be taken every four hours.

R. Salis volatilis cornu cervi gr.vj.
 Spiritus ætheris vitriolici compositi dr.fs.
 Misturæ camphoræ dr.xiv.
 Syrupi zingiberis dr.j.

Fiat haustus quartis horis adhibendus.

Make a draught to be given every four hours.

R. Guaiaci pulverisati gr.vj.
 Tincturæ guaiaci dr.j.
 Pulveris Arabici scr.ij.
 Syrupi croci dr.jfs.
 Aquæ pimento dr.xiiij.

Fiat haustus sextis horis capiendus.

Make a draught to be taken every six hours.

R. Floris arnicæ montanæ oz.j.
 Aquæ ferventis oz.x.

Macera per horam in vase clauso et cola.

Macerate for an hour in a close vessel and strain.

R. Colati liquoris dr.xiiij.
 Tincturæ zingiberis dr.ij.
 Syrupi ejusdem dr.j.

Fiat haustus quartis horis sumendus.

Make a draught to be taken every four hours.

The external application of stimulants.

Friction with flour of mustard, or with the volatile liniment, Spanish flies, or turpentine.

R. Farinæ seminis sinapeos albæ oz.j.
Aceti communis oz.ʒss.
Aquæ ferventis oz.j.

Fiat embrocatio nocte manique applicanda.

Make an embrocation to be applied night and morning.

R. Linimenti ammoniæ mitioris dr.xij.
Spiritus terebinthinæ rectificati dr.iv.

Fiat embrocatio sæpe utenda.

Make an embrocation to be frequently used.

R. Linimenti ammoniæ fortioris dr.xij.
Spiritus terebinthinæ rectificati dr.iv.

Fiat embrocatio nocte manequè applicanda.

Make an embrocation to be applied night and morning.

R. Linimenti saponis dr.x.
Tincturæ cantharidis dr.vj

Fiat linimentum sæpe utendum.

Make a liniment to be used frequently.

R. Linimenti camphoræ dr.xij.
Aquæ ammoniæ dr.j.

Fiat linimentum nocte manequè utendum.

Make a liniment to be used night and morning.

The frequent and continued use of the flesh brush.
Blisters, in the direction of the nerves.

Warm fomentations.

Urtication ; or the irritating the limb with nettles.

Regular exercise.

The warm and salt-water baths.

Bath waters.

Light, nutritive, and warm aromatic diet.

In the paralysis arising from lead, Peruvian balsam, and balsam of copaiva ;—mercury, as an alterative.

ORDER II.

ADYNAMIÆ.

CHARACTER.

A diminution of the involuntary motions, either vital or natural.



SYNCOPE, OR FAINTING.

Species. { Syncope accidentalis.
 — cardiaca.
 — anginosa.

SYMPTOMS.

Remarkable anxiety about the heart, followed by a sudden deprivation of all the animal and vital powers and actions : of pulse, of sense, and motion. Sometimes the loss of sense is incomplete (*leipothymia*), when the patient turns cold and pale, yet the pulse continues to beat, or rather to tremble, and respiration is just perceptible ;—at others (*asphyxia*), not

the smallest sign of life can be perceived; the face hath a deathlike paleness, the extremities are cold, the eyes shut, the mouth sometimes shut and sometimes open, the limbs flaccid, and the strength quite gone. A recovery is announced by deep and heavy sighs; and is frequently accompanied with vomiting. It sometimes terminates in epilepsy and convulsions.

CAUSES.

Predisposing. Nervous irritability and delicacy of constitution; debility, however induced; profuse evacuations, especially of blood; violent passions of the mind; surfeits; excessive pain; organic diseases of the heart or large vessels.

Proximate. Diminished action of the heart and arteries; or their total quiescence.

TREATMENT.

- | | | |
|---------------------|---|--|
| <i>Indications.</i> | { | <ol style="list-style-type: none"> 1. During the paroxysm, to excite the return of the action of the heart and arteries. 2. In the interval, to prevent the recurrence of the disease. |
|---------------------|---|--|

The first indication requires,—

1. Bleeding, when the disease has arisen from any other than a debilitating cause; in that instance evacuations would be prejudicial.

2. Emetics, if the patient be capable of swallowing; more especially indicated in syncope arising from any cause of *saburra*. Vomiting may be sometimes excited by tickling the fauces with a feather dipped in some stimulant liquor.

3. Acrid stimuli applied to the nose ; and taken internally, as soon as the capacity of swallowing returns ; such as the ammonia preparata, and liquor volatilis cornu cervi.

When syncope is induced by large evacuations of blood, diffusive stimuli are prejudicial.

To fulfil the second indication,—

1. the causes must be removed by which it was induced.—If debility, by tonics ; as bark, steel, &c.—antispasmodics.
2. Other remedies, adapted to the several causes above enumerated.

When fainting fits are produced by organical affections of the heart, or neighbouring viscera, all that can be done is to palliate symptoms of fainting, and endeavour to remove the primary disease.



Of Syncope Anginosa, or Angina Pectoris.

SYMPTOMS.

Upon exercise, especially when walking up an ascent, and after a full meal, a sudden and violent pain across the chest, extending down the arm as far as the insertion of the deltoid muscle, accompanied with a sense of stricture, so acute as to threaten immediate destruction. The patient is instantly obliged to stand still, and the moment he does so, all the

symptoms vanish. After repeated attacks of the disease, it is excited by slighter causes, and the paroxysms become more violent. The pulse sinks, and becomes weak and irregular; the countenance pale; cold sweat; constant cough; expectoration of viscid mucus; the patient becomes incapable of lying down; at length a fit more violent than usual, puts an end to his miserable existence.

CAUSES.

Ossification of the coronary arteries; yet many dissections have shown this not to be invariably attendant. Ossification of the valves of the heart; morbid accumulation of fat; incapacity of action in the heart; excited by every thing which hurries the circulation, and accelerates the passage of the blood to the depraved organ; as violent exertion, certain passions of the mind, sneezing, coughing, straining at stool, &c.

TREATMENT.

Indications. { 1. In the paroxysm, to alleviate the distressing symptoms above described.
2. In the interval, to prevent the return of the disease.

- The symptoms are sometimes relieved,—

1. By bleeding. Dr. Parry recommends the patient to be laid in a recumbent position, and a small quantity only of blood drawn away.

2. Antispasmodics were employed by Dr. Heberden: spiritus ætheris vitriolici; opium.

The combination of opium with vitriolic æther.

3. Emetics were administered by Dr. Percival.

4. Carminatives.

5. Blisters.

The return of the paroxysm is to be prevented,—

1. By removing all the exciting causes.
2. Diminishing plethora by abstemious living, and vegetable diet.
3. Abstinence from every thing heating ; as spices, wines, and all fermented liquors.
4. Guarding against vehement emotions of the mind.
5. By issues, recommended by Drs. Smyth and Macbride.
6. Blisters to the chest.
7. Argentum nitratum, given by Dr. Cappe.
8. Arsenic, by Dr. Alexander.
9. Zincum vitriolatum, by Dr. Perkins.



DYSPEPSIA, OR INDIGESTION.

SYMPTOMS.

Want of appetite ;—distention of the stomach ;—flatulent eructations ;—general debility, languor, and aversion to motion ;—dejection of spirits ; spasmodic pains in the region of the stomach ; nausea ; acrid eructations ;—sometimes rumination ;—sense of oppression and sinking after eating ;—heart-burn ;—irregularity of appetite ;—either obstinate costiveness, or diarrhoea ;—small slow pulse, quickened upon the slightest exertion ;—palpitation ;—flushed countenance after a meal ;—the tongue dry, and generally white in the morning ;—pale urine ;—cold extremities ;—sallow countenance ;—various affections of the senses ;—depraved vision, &c. Pain in the head and breast ;—dry skin ; sometimes, however, profuse

diaphoresis or salivation ; disturbed sleep ; frightful dreams ; hectic fever ; symptoms of hypochondriasis.

CAUSES.

Every thing which debilitates the system in general, or the stomach in particular ; narcotics ; as opium taken in immoderate quantities, spirituous liquors, tea, tobacco, &c. the frequent use of warm relaxing liquids ; sedentary life ; imperfect mastication ; certain depressing affections of the mind ; too flatulent or farinaceous diet ; excessive evacuations ; the too powerful operation of emetics and purgatives ; diseases of the liver ; hysteria ; hypochondriasis ; aliment taken into the stomach in too large quantities ; excess in venery ; exposure to moist and cold air ; deficiency in the secretion of bile, saliva, or gastric juice.

DIAGNOSIS.

From hypochondriasis.—See *Hypochondriasis*.

TREATMENT.

- Indications.* {
1. To remove those causes which are obvious, and continue to operate.
 2. To palliate urgent symptoms.
 3. To restore the tone of the stomach, and prevent the recurrence of the disease.

The first and most important step to be taken in the cure of dyspepsia is to point out to the patient the indispensable necessity of removing such habits and pursuits as may have tended to give rise to the disease, and continue to aggravate it: until this has been effected, remedies will be found of no avail.

The cure will then consist,—

1. In the occasional exhibition of a gentle emetic, to remove crudities from the stomach, indicated by nausea, sense of weight and oppression, and eructations of imperfectly digested food.

2. In correcting morbid acidity, by alkalies and absorbents alone, or united with laxatives.

R. Aquæ kali puri *dr.ij.*

——. calcis *oz.vjss.*

M. cujus capiat æger cochleare magnum bis in die ex poculo jusculi bovini.

Make a mixture, of which the patient must take a table spoonful twice a day, in a cup of beef broth.

R. Misturæ cretacæ *oz.jss.*

Spiritus myristicæ *dr.ij.*

Syrupi zingiberis *dr.j.*

Fiat haustus mane seroque sumendus.

Make a draught to be taken morning and evening.

R. Kali preparati *dr.jss.*

Myrrhæ contusæ *dr.j.*

Aloes socotrinæ *dr.jss.*

Croci *dr.ss.*

Aquæ distillatæ *lb.j.*

Coque ad *oz.xij.* et liquori colato adde—

Boil down to *oz.xij.* and to the strained liquor add

Tincturæ cardamomi compositæ *oz.iv.*

Sit dosis cochlearia duo magna bis die.

The dose two table spoonfuls twice a day.

3. In obviating costiveness by warm and gentle laxatives.

R. Rhabarbari in pulverem triti,
Magnesiæ ustæ, utriusque *dr.ijj.*
Corticis cinnamomi contusi *dr.j.*
Aquæ ferventis *oz.x.*

Magnesia et rhabarbaro prius rite contritis, in vase idoneo macera, et liquorem cola, dein adde—

The magnesia and rhubarb, being first well rubbed up together, are to be macerated in a proper vessel, and the liquor strained: then add

Tincturæ corticis aurantii *oz.j.*

Sumantur cochlearia tria singulis auroris.

Three table spoonfuls are to be taken early every morning.

R. Aloes socotrinæ,
Pulveris rhabarbari, *aa dr.jfs.*
Saponis veneti *dr.fs.*
Syrupi zingiberis *q. s.*

Fiat massa in pilulas *℥* dividenda, quarum sumat duas vel tres pro re nata.

Make a mass to be divided into fifty pills, of which two or three are to be taken occasionally.

R. Pulveris rhabarbari *gr.xij.*
Calomelanos *gr.iv.*
Pulveris zingiberis *gr.v.*

Fiat pulvis aperiens.

Make an aperient powder.

R. Extracti colocynthis compositi *scr.j.*

Pilulæ galbani compositæ *scr.ij.*

Fiat pilulæ xviii. quarum sumat tres pro re nata.

Make eighteen pills, of which three are to be taken occasionally.

R. Pilulæ ex aloe cum myrrha *dr.j.*

Extracti gentianæ *dr.fs.*

Fiat pilulæ xviii. quarum sumat tres pro re nata.

Make eighteen pills, of which three are to be taken occasionally.

R. Pulveris aloes cum ferro *dr.j.*

Extracti taraxaci *dr.jfs.*

Fiat pilulæ xxx. quarum sumat tres pro dosi.

Make thirty pills, of which three are to be taken for a dose.

4. In relieving pain by demulcents, carminatives, antispasmodics, and opiates.

R. Ætheris vitriolici *dr.fs.*

Tincturæ opii *gutt. xv.*

Aquæ cinnamomi *dr.x.*

M. pro haustu in dolore sumendo.

Mix for a draught to be taken when in pain.

R. Pulveris tragacanthæ compositi *dr.j.*

Tincturæ cardamomi compositæ *oz.fs.*

Confectionis aromaticæ *dr.j.*

Aquæ menthæ piperitidis *oz.vij.*

Syrupi zingiberis *oz.fs.*

M. cujus sumat æger cochlearia tria magna urgenti flatu vel dolore.

Make a mixture, of which the patient is to take three table spoonsful when the flatulency or pain is distressing.

R. Magnesiae ustae *dr.j.*
Aquae calcis *oz.vij.*
Tincturae cardamomi *oz.fs.*

Fiat mistura cujus sumat aeger cochlearia tria magna in dolore.

Make a mixture, of which the patient is to take three table spoonsful when in pain.

R. Confectionis aromaticae *dr.j.*
Spiritus ætheris vitriolici compositi *oz.fs.*
Misturae camphorae *oz.vij.*
Syrupi zingiberis *oz.fs.*

M. sumantur cochlearia tria magna in dolore.

Mix : three table spoonsful to be taken when in pain.

5. In removing diarrhoea, should it accidentally occur, by absorbents; and if the faeces be of an unnatural clay-like or whitish colour, by mercury, especially calomel.

R. Confectionis aromaticae *dr.fs.*
Misturae cretae *dr.x.*
Tincturae opii *gutt. x.*

Fiat haustus urgenti diarrhoea capiendus.

Make a draught, to be taken when the diarrhoea is troublesome.

R. Hydrargyri cum creta *gr.x.*

Fiat pulvis bis terve die sumendus.

Make a powder to be taken twice or thrice a day.

6. In restoring the tone of the stomach by bitters combined with astringents and aromatics; the mineral acids; chalybeates; by universal temperature; cold bathing; by the use of mineral waters, more particularly those of Buxton and

Seltzer; by a diet consisting of light animal food, carefully avoiding the more indigestible foods and farinaceous vegetables; by abstaining from malt liquor, and employing soda-water and toast and water, weak brandy and water, or water mixed with the least acescent wines, as Madeira or Sherry, as common drink; and, lastly, by warm clothing, more especially about the feet and legs.

R. Quassiae rasuræ *dr.j.*
Corticis aurantii Hispalensis *dr.jfs.*
Aquæ ferventis *lb.j.*

Stent in vase aperto per horæ spatium et cola.

Infusi colati capiat æger cochlearia quatuor bis quotidie.

To stand in an open vessel for the space of an hour, and then to be strained.

The patient to take four table spoonfuls of the strained infusion twice daily.

R. Radicis colombæ,
—— gentianæ,
—— calami aromatici
Corticis aurantii Hispalensis, *aa dr.ij.*
Vini albi Hispanici *lb.ij.*

Infundantur per dies octo: hujus infusi capiantur cochlearia tres ter in die.

To be infused for eight days: of this infusion three table spoonful are to be taken thrice a day.

R. Infusi gentianæ compositi *dr.x.*
Natri preparati *gr.v.*
Spiritus pimento,
Tincturæ colombæ, *aa dr.j.*

Fiat haustus bis quotidie, jejuno ventriculo, sumendus.

Make a draught to be taken fasting, twice a day.

R. Elixir vitrioli acidi *dr. jss.*

Tincturæ cinchonæ compositæ *oz. ij.*

M. capiat æger cochleare unum vel alterum minimum bis in dies ex cyatho parvo aquæ puræ.

Mix : the patient to take one or two tea spoonsful twice a day in a small cup of pure water.

R. Vini ferri *dr. ij.*

Tincturæ colombæ *dr. j.*

Infusi quassia *dr. x.*

Fiat haustus ter in die sumendus.

Make a draught to be taken twice a day.

HYPOCHONDRIASIS ;

VAPOURS, OR LOW SPIRITS.

SYMPTOMS.

Dyspepsia ; sense of heat and pain in the hypochondria ; languor ; listlessness ; want of resolution and activity ; disposition to seriousness, sadness, and timidity as to future events ; an apprehension of the worst, and most unhappy state of them, and therefore upon slight grounds a dread of great evil. Particular attention to health ; and, upon any unusual feeling, a fear of imminent danger, and even death itself. In respect to all these feelings and apprehensions, the most obstinate belief and persuasion.

CAUSES.

Predisposing. The melancholic temperament.

Exciting. All the causes of dyspepsia (see *Dyspepsia*);—every sedative impression upon the mind.

Proximate. A torpid state of the brain and nervous system.

DIAGNOSIS.

From dyspepsia. By the affection of the mind being greater, that of the stomach less, than in idiopathic dyspepsia. Hypochondriasis occurs only in the melancholic temperament, at the middle period of life, and is increased as age advances; dyspepsia chiefly occurs in the sanguineous temperament, at an early period of life, and is diminished by time.

PROGNOSIS.

Unfavourable. The melancholic temperament exquisitely formed, as indicated, previously to the disease, by the usual mental and corporeal characteristics, when, not unfrequently, it terminates in confirmed melancholia; combined with other diseases, which are aggravated by a diminished energy of the brain and nervous system; the long continuance of the disease often inducing scirrhus of the viscera, and various cachectic affections.

TREATMENT.

Indications.

1. To restore the energy of the brain and nervous system; and to obviate the morbid association of ideas, by which the disease is characterized.
2. To remove the dyspepsia and other concomitant symptoms.

The first indication can alone be accomplished by diverting the attention of the patient from his own feelings by change of scene ; engaging his attention by new and interesting objects ; convivial society ; various amusements and rural sports ; moderate and regular exercise ; gaining his confidence ; condoling with him rather than ridiculing his foibles ; and persuading him of a gradual recovery from his ideal illness, by some innocent medicaments regularly administered.

The second, by :—

1. The treatment laid down for the cure of dyspepsia.
2. Chalybeate mineral waters.
3. Tonics and antispasmodics ; particularly Peruvian bark ; preparation of steel,—castor,—camphor,—valerian,—assafœtida,—opium.
4. Blisters, and sinapisms.
5. Mercurial purges.
6. Mercury, even carried so far as to affect the mouth, has been attended with much success.
7. Warm and cold bathing.
8. The mineral waters recommended for dyspepsia, and also Harrowgate water.
9. Light nutritive diet ; as common drink, wine and water, or brandy and water, should be substituted for malt liquors.

The violent pain in the head and stomach, to which hypochondriacs are subject, may be relieved by æther, musk, and opium, separately or combined.

CHLOROSIS, OR RETENTION OF THE MENSES.

SYMPTOMS.

Heaviness; listlessness to motion and fatigue on the least exercise; palpitations of the heart; pains in the back, loins, and hips; flatulency and acidity in the stomach and bowels, and many symptoms of dyspepsia.

The appetite is singularly depraved; lime, chalk, and other absorbents, are greedily eaten, when the accustomed food is rejected. As the disease advances, the lips lose their colour; the eyes are encircled with a livid areola; the face becomes pale, assumes a yellowish hue, and the whole body has a leucophlegmatic appearance, with every indication of want of power and energy in the constitution. The feet are affected with oedematous swellings; the breathing is hurried by the slightest exertion; the pulse is quick but small; the patient is affected with various symptoms of hysteria, cough, and sometimes confirmed hectic fever.

CAUSES.

Debility or laxity of the constitution in general, and of the uterine system in particular.

TREATMENT.

Indications. { 1. To invigorate the system in general.
2. To excite the action of the uterine vessels.

To fulfil the first indication.

1. A nutritive diet, and the moderate use of wine; regular exercise on horseback, taking care not to induce fatigue; cheerful society.

2. An emetic of ipecacuanha, or white vitriol.

3. A gentle aperient, of aloes, myrrh, and bitters.

R. Pilulæ ex aloë cum myrrha *dr. j.*

Calomelanos *gr. iij.*

Fiat pilulæ xii. quarum sumat ægra unam vel duas pro re nata.

Make twelve pills, of which the patient is take one or two occasionally.

R. Pulveris aloes cum ferro *dr. j.*

Saponis Hispanici *scr. ij.*

Syrupi zingiberis *q. s.*

Fiat massa in pilulas xxiv. dividenda, quarum sumantur duæ alterna quaque nocte.

Make a mass to be divided into twenty-four pills, of which two are to be taken every other night.

R. Extracti gentianæ,

———— colocynthis compositi, *aa dr. ss.*

Fiat pilulæ xii. sit dosis duæ pro re nata.

Make twelve pills: the dose two occasionally.

4. Tonics, especially preparations of iron, either alone, or joined with myrrh, quassia, gentian, and aromatics; adding an alkali, where it is chymically admissible, to obviate cardiac symptoms: the best chalybeates are, the vitriolated iron, the muriated iron, ammoniacal iron, and tartarized iron.

R. Myrrhæ *dr.ij.*
 Ferri vitriolati *gr.xxiv.*
 Kali preparati *dr.j.*
 Mucilaginis Arabici *oz.fs.*
 Decocti glycyrrhizæ ferventis *oz.xiv.*
 Tincturæ pimento *oz.j.*

Myrrham et ferrum vitriolatum cum kali preparato et mucilagine tere donec perfecte commisceantur, dein gradatim adjice decoctum et denique tincturam.

The four first mentioned ingredients are to be rubbed up together until they are perfectly mixed, the decoction is then gradually to be added, and finally the tincture.

This mixture is an improved recipe on that of Dr. Moses Griffith; and the following pills are the best substitutes when it cannot be taken in the fluid form :

R. Ferri vitriolati *scr.j.*
 Myrrhæ optimæ,
 Natri preparati, *āā scr.ij.*

Fiat massa in pilulas xxiv. (vel mediocres) distribuenda, quarum sit dosis duæ ter in die.

Make a mass to be divided into twenty-four moderate sized pills, of which the dose is two, thrice a day.

R. Ferri vitriolati *gr.vj.*
 Kali preparati *gr.xij.*
 Pulveris myrrhæ *dr.fs.*
 Aquæ pimento *oz.jfs.*
 Syrupi zingiberis *dr.ij.*

Fiat haustus ter in die sumendus.

Make a draught to be taken thrice a day.

R. Ferri vitriolati *gr. xij.*
Extracti gentianæ duri *dr. j.*
Pulveris aromatici *dr. fs.*

Fiat massa in pilulas xviii. dividenda, quarum capiat ægra duas ter in die, superbibendo haustulam infusi alicujus amari.

Make a mass to be divided into eighteen pills, of which the patient is to take two thrice a day, drinking afterwards a small draught of any bitter infusion.

R. Ferri tartarisati *dr. j.*
Extracti chamæmeli *dr. jfs.*
Balsami Peruviani *q. s.*

Fiat massa in pilulas xxxvi. dividenda, e quibus capiat ægra quatuor bis terve in dies.

Make a mass to be divided into thirty-six pills, of which the patient is to take four twice or thrice a day.

R. Tincturæ ferri muriati *dr. j.*

Cujus adhibeantur guttæ sex ter quaterve die ex proculo alicujus liquoris idonei.

Of which six drops are to be taken three or four times a day in a cup, of any appropriate liquid.

R. Ferri ammoniacalis *gutt. iv.*
Aquæ cinnamomi *dr. xij.*

Fiat haustus ter in die sumendus.

Make a draught to be taken thrice a day.

5. Sea bathing, cold bathing, and the internal use of the Bath, Tunbridge-well, Pyrmont, or Spa waters.

The other indication is best fulfilled,—

1. By walking, jumping, dancing, frequent friction; pediluvium; heat applied by steam, or otherwise, to the region of the uterus.

2. By electric shocks through the pubic region.

3. By purges that act especially upon the rectum; as aloes and scammony.

R. Aloes socotrinæ *dr.j.*

Lactis communis *oz.vj.*

Solve pro enemate bis in septimanis adhibendo.

Dissolve for an enema to be given twice a week.

R. Scammonii pulverisati *dr.fs.*

Saponis Hispanici *dr.jfs.*

Aquæ ferventis *oz.viij.*

Fiat enema quarta quaque nocte injiciendum.

Make an enema to be injected every fourth night.

R. Tincturæ aloes compositæ *oz.fs.*

Pro dosi alternis auroris.

For a dose early every other morning.

R. Pulveris e scammonio cum calomelane *dr.j.*

Syrupi zingiberis *q. s.*

Fiat massa in pilulas xii. dividenda, quarum tres pro dosi sumendæ.

Make a mass to be divided into twelve pills, of which three are to be taken for a dose.

4. By Spanish flies, hellebore, and savine.

R. Tincturæ cantharidis *dr.ij.*

——— cardamomi *dr.iv.*

M. cujus sumat ægra guttas LX. vel cochleare minimum ter
in die ex quovis vehiculo idoneo.

Make a mixture, of which the patient is to take sixty drops
or a tea spoonful thrice a day in any proper vehicle.

R. Extracti hellebori nigri *scr.j.*

——— gentianæ *scr.ij.*

M. fiat pilulæ xii. quarum sumantur duæ nocte maneque.

Mix : and make twelve pills, of which two are to be taken
night and morning.

R. Pulveris myrrhæ compositi *scr.fs.*

Balsami Peruviani *q. s.*

Fiat bolus ter in die sumendus

Make a bolus to be taken thrice a day.


5. By inhaling two gallons of oxygen gas three times a day.

ORDER III.

SPASMI, OR SPASMODIC DISEASES.

CHARACTER.

Irregular motions of the muscles, or of the muscular fibres.



TETANUS.

SYMPTOMS.

Sense of stiffness in the back part of the neck, rendering the motion of the head difficult and painful;—difficulty of swallowing;—pain, often violent, referred to the sternum, and thence shooting to the back;—spasm of the muscles of the neck, pulling the head strongly backwards;—rigidity of the lower jaw, which increasing, the teeth become so closely set together, as not to admit of the smallest opening, when the disease is called *TRISMUS*, or *Locked Jaw*.

If the disease proceed further, a greater number of muscles become affected; as those of the spine, bending the trunk of the body forcibly backwards; in this state the tetanus is termed *OPISTHOTONOS*;—or forwards, when it constitutes the *EMPROSTHOTONOS*.

At length every organ of voluntary motion partakes of the disease; the extremities are rigidly extended; the abdominal muscles are strongly retracted; hence costiveness and suppression of urine are generally produced; the eyes are immoveable in their sockets; the tongue often protruded beyond the teeth; the forehead is drawn up into furrows; the cheeks backwards towards the ears, and the whole countenance exhibits the most shocking distortion. The stiffened parts are affected with violent contractions, which occasion the most excruciating pain. A remission of these occasionally takes place every ten or fifteen minutes, but they are renewed, with aggravated torture, from the slightest causes, even the least motion of the patient, or the touch of an attendant. At length one universal spasm puts a period to a most miserable state of existence.

CAUSES.

Remote. The male-sex; robust and vigorous constitution; warmth of climate.

Exciting. Vicissitudes of temperature; exposure to cold, united with moisture; or to excessive heat; injuries of nerves or tendons, by puncture or laceration; the presence of irritating substances in the stomach or alimentary canal; irritation of the extremities of the nerves; affections of the mind.

PROGNOSIS

Will ever be most unfavourable; more so when the disease arises from injury of nerves than when proceeding from cold; when it comes on suddenly, and quickly advances to a violent

degree, than when slow in its progress; when the spasmodic contractions quickly succeed each other, and are excited by very slight causes, than when there is a considerable interval, and the rigidity forms the chief of the disease.

TREATMENT.

- Indications.* {
1. To remove causes that are obvious.
 2. To allay the inordinate action of the brain and nervous system; or to excite a new and powerful action, and thereby supersede the original and morbid one.

When the disease is the consequence of a puncture or small wound, it has been supposed to arise from the partial division of a nerve. In this case a free dilatation of the wound should be made. If arising from local irritation, the nervous communication with the brain should, if practicable, be cut off.

The second indication requires,—

1. The most powerful antispasmodics, as opium with musk, camphor, and æther.

R. Camphoræ,
Moschi, *aa dr. ss.*

Fiat pulvis ex quovis vehiculo idoneo capiendus omni trihorio.
Make a powder to be taken every three hours in any proper vehicle.

R. Camphoræ *gr. viij.*
Moschi *gr. vj.*
Pulveris opii *gr. ij.*

Fiat pulvis secunda vel tertia vel quarta quaque hora sumendus.

Make a powder to be taken every two, three, or four hours.

R. Misturæ camphoræ fortioris oz.vij.
Spiritus ætheris vitriolici compositi,
Syrupi simplicis, aa oz.ʒs.
Tincturæ opii dr.j.

M. sit dosis cochlearia tria magna.

Mix. The dose three table spoonsful.

R. Ætheris vitriolici dr.ij.
Misturæ camphoræ fortioris oz.vij.
Syrupi simplicis oz.ʒs.

Fiat mistura :—dosis cochlearia tria ordinario.

Make a mixture : the dose three common spoonsful.

2. The cold bath, or affusion of cold water; successful cases of the use of which are related by Dr. Cochrane, in the Medical Commentaries; Dr. Wright, in the London Medical Observations; Dr. Currie, in his Medical Reports; and by others.

3. Mercury; administered both externally and internally, so as to excite salivation. It was also successfully employed by Dr. Clarke, as a *preventive*, after wounds and punctures.

4. Peruvian bark; and wine in large quantities. This plan was found successful, by Dr. Rush, in the Transactions of the American Philosophical Society; Dr. Hossack, in the New York Repository; and Dr. Currie, in his Reports.

5. Alkalies and alkaline bath; a hot bath impregnated with kali or quick-lime. Dr. Stutz, *Medical and Physical Journal*.

6. Meadow narcissus. Dr. Dufresnoy.

7. The tinctura ferri muriati has been successfully used, and the petroleum or oleum petrolei.

EPILEPSIA, OR THE EPILEPSY.

SYMPTOMS.

Sudden loss of sense, and power of motion, so that, if the patient be standing, he immediately falls, or with convulsions is thrown to the ground, frequently with a violent cry. During the fit there are strong convulsive motions of the limbs and trunk of the body, and spasms of the muscles of the face and eyes, producing various distortions of the countenance. After a longer or shorter continuance of the convulsions, they cease altogether, and leave the patient motionless, still in a state of absolute insensibility, and under the appearance of a profound sleep. The fit is frequently preceded by pain in the head; lassitude; some disturbance of the senses; unquiet sleep; unusual dread; noise in the ears; palpitation of the heart; coldness of the joints: sensation of a cold air, the *aura epileptica*, arising in some part of the extremities, and gradually creeping upwards, until it reaches the head, when the patient is instantly deprived of his senses, and falls as above described.

CAUSES.

Predisposing. Great irritability of the nervous system; hereditary predisposition.

Exciting. Mechanical, chemical, or mental stimuli; especially the effects of joy and surprise; sudden fright; fits of

passion, or any vehement emotion of the mind; plethora of the vessels of the head; worms; dentition; acute pain; excessive evacuations; suppression of accustomed discharges; tumors compressing the brain, or any part of the nervous system.

DIAGNOSIS.

From convulsion. By its terminating in profound sleep; by the total abolition of the senses.

From apoplexy. By the voluntary motions in the one disease being increased; in the other, totally suspended.

From hysteria. See *Hysteria*.

PROGNOSIS.

Favourable. The disease being sympathetic, occurring before the age of puberty, and arising from causes easy of removal; there being no hereditary predisposition; an intermittent fever, or cutaneous eruption, has sometimes effected a cure.

Unfavourable. The reverse of the above. When the disease comes on after the age of puberty, when it has arisen from an hereditary predisposition, or by frequent repetition has become confirmed, the probability of cure is slight; especially where the memory and judgment have become impaired.

TREATMENT.

- Indications.* {
1. To abate the violence and shorten the duration of the paroxysm.
 2. To prevent its recurrence.

If there be symptoms of determination of blood to the head, or if the patient be of a full plethoric habit, bleeding from the arm, jugular vein, or from the temporal artery.

If, on the contrary, the presence of debility is obvious, the most powerful antispasmodics ; sinapisms to the lower extremities ; anodyne and antispasmodic clysters. In general little else can be done, during the paroxysm, than to use the necessary precautions to prevent the patient injuring himself in the violence of the convulsions.

R. Tincturæ assafoetidæ oz.℥ss.

———— opii dr. j.

Aquæ distillatæ oz. viij.

Fiat enema.

Make an enema.

The recurrence of the paroxysm is sometimes prevented,—

1. By removing causes that continue to operate ; as worms, dentition, &c.

2. By avoiding the occasional or exciting causes ; as, overdistension of the vessels of the head, however induced ; fits of passion, or other violent emotions of the mind, &c.

3. If the paroxysms be preceded by the aura epileptica, it has been advised to apply blisters or caustic to the part from which the sensation arises : to destroy the communication with the brain, by dividing the nerve, or by means of a ligature applied round the limb, will often be successful.

4. If the patient be of a plethoric habit, by occasional bleeding : abstemious diet ; issues or setons in the neck ; frequent purges, &c.

5. If weak and irritable, by tonics ; as cinchona, zincum calcinatum and zincum vitriolatum, cuprum ammoniatum, cuprum vitriolatum ; argentum nitratum.

R. Pulveris cinchonæ *dr. fs.*

—— valerianæ *scr. fs.*

Fiat pulvis ter in die sumendus.

Make a powder to be taken thrice a day.

R. Tincturæ cinchonæ compositæ,

—— valerianæ ammoniatæ, *aa dr. j.*

Infusi quassia (dr. j. ad lb. j.) *dr. xij.*

Fiat haustus ter in dies capiendus.

Make a draught to be taken thrice a day.

R. Zinci calcinati *gr. vj.*

Extracti gentianæ *gr. iv.*

Syrupi zingiberis *q. s.*

Fiat pilulæ duæ ter in die capiendæ cum haustulo infusi chamæmeli.

Make two pills to be taken thrice a day with a draught of the infusion of chamomile.

R. Zinci vitriolati *gr. ½.*

Extracti chamæmeli *gr. x.*

Fiat pilulæ duæ ter in die sumendæ.

Make two pills to be taken thrice a day.

R. Zinci vitriolati *gr. j.*

Extracti cascarillæ *gr. viij*

Olei essentialis caryophyllorum aromaticorum *gr. ij*

Fiat pilulæ duæ ter in die sumendæ.

Make two pills to be taken thrice a day.

R. Cupri ammoniati *gr. ij*

Conservæ rosæ *gr. v.*

Fiat pilula ter quotidie capienda.

Make a pill to be taken thrice every day.

R. Cupri vitriolati *gr.ij*
 Conservæ rosæ *dr.j.*
 Pilulæ ex opio *scr.j*

Optime misceantur in massam in pilulas xxiv. dividendam,
 quarum capiat æger unam vel duas ter in die.

To be well mixed into a mass and divided into twenty-four
 pills, of which the patient is to take one or two thrice a
 day.

R. Argenti nitrati *gr.j*
 Conservæ rosæ *gr.v.*

Fiat pilula ter in die deglutenda.

Make a pill to be taken thrice a day.

6. By regular exercise.

7. By cold bathing.

8. By antispasmodics; as valerian, castor, musk, æther,
 oleum animale, opium.

R. Pulveris valerianæ *scr.j.*
 Tincturæ valerianæ ammoniatæ,
 Syrupi corticis aurantii, *aa dr.ij*
 Aquæ pimento *dr.xij.*

Fiat haustus ter quotidie adhibendus.

Make a draught to be given thrice daily.

R. Radicis valerianæ incisæ *oz.j.*
 Canellæ albæ contusæ *dr.ij.*
 Aquæ ferventis *lb.j.*

Macera per horas duas, dein cola.

Macerate for two hours and then strain.

R. Hujus colaturæ *dr.xij.*
 Tincturæ valerianæ *dr.j.*

Fiat haustus ter in die sumendus.

Make a draught to be taken thrice a day.

R. Castorei,
Moschi, *aa gr. iv.*
Olei animalis *gutt. ij.*

Fiat pilulæ duæ ter in die deglutendæ, superbibendo haustum alicujus liquoris idonei.

Make two pills to be taken thrice a day, taking after them a small draught of any proper liquor.

R. Ætheris vitriolici *dr. ss.*
Tincturæ opii *gutt. xv.*
Misturæ camphoræ *dr. xij.*
Syrupi croci *dr. j.*

Fiat haustus ter in die sumendus.

Make a draught to be taken thrice a day.

9. When the attack of the disease can be foreseen by certain well-known feelings of the patient, an emetic given an hour before its approach has been known to prevent the fit; a large dose of opium also, or other powerful antispasmodic, administered in the same manner.

Haustus emeticus communis.

R. Tincturæ opii *gutt. xx—xl.*
Misturæ camphoræ *dr. xij.*
Syrupi rosæ *dr. j.*

Fiat haustus.

Make a draught.

R. Spiritus ætheris vitriolici compositi *dr. j.*
 Tincturæ opii *gutt. xx—xl.*
 Misturæ camphoræ *dr. xij.*
 Syrupi croci *dr. j.*

Fiat haustus ineunte paroxysmo capiendus.

Make a draught to be taken at the commencement of the paroxysm.

10. By digitalis, particularly if there be an accelerated pulse, when it should be given in doses, gradually increased, until the pulse is influenced by it.

11. The rhus radicans, in the praise of which Dufresnoy and Hufeland have written, has occasionally cured epilepsy.

12. By the cicutaria, which is said by Dufresnoy to be useful.

13. The carbonate of potash is recommended by Drs. Michaelis and Wiedemann.

14. By mercury, as an alterative :—

R. Calomelanos *gr. ¼.*
 Conservæ rosæ *gr. v.*

Fiat pilula ter in die sumenda.

Make a pill to be taken thrice a day.

R. Pilulæ ex hydrargyro *gr. v.*

Fiat pilula quavis nocte capienda.

Make a pill to be taken every night.

R. Calomelanos,
 Sulphuris antimonii precipitati, singulorum *gr. ss.*
 Conservæ rosæ *q. s.*

Fiat pilula ter in die sumenda.

Make a pill to be taken thrice a day.

15. By the *nux vomica*, which has often been successful.

R. *Nucis vomicæ contusæ* *dr. j.*

Aquæ ferventis *lb. j.*

Macera per horam, dein cola.

Macerate for an hour, then strain.

R. *Hujus infusi* *dr. xij.*

Tincturæ cardamomi *dr. j.*

M. pro haustu ter quotidie capiendo.

Mix for a draught to be taken thrice a day.

R. *Pulveris nucis vomicæ* *gr. iij.*

Conservæ rosæ *gr. v.*

Fiat pilula ter in die deglutenda.

Make a pill to be taken thrice a day.

16. By the internal use of arsenic.

R. *Solutionis arsenicalis* *Di. Fowler* *gutt. iv—vj.*

Tincturæ cinnamomi *dr. j.*

Syrupi simplicis *dr. j.*

Aquæ pimento *dr. xij.*

M. fiat haustus ter in die sumendus.

Mix and make a draught to be taken thrice a day.

17. By electricity.

18. By the *viscus quercinus*, or missletoe, recommended by Dr. Frazier.

19. By oxygen gas, extolled by Dr. Girtanner.

20. The *gratiola officinalis*, praised by Dr. Sommer, in his treatise *De Virtute Gratiolæ*.

21. By change of climate and mode of life.

CHOREA SANCTI VITI,
OR THE DANCE OF ST. VITUS.

SYMPTOMS.

The disease is marked by convulsive motions, somewhat varied in different persons, but generally affecting the leg and arm of one side only. The lower extremity is mostly first affected; there is a kind of lameness and imbecility in one of the legs; and, though the limb be at rest, the foot is often agitated by involuntary motions, turning it alternately outwards and inwards. In walking, the affected leg is seldom lifted as usual, but is dragged along, as if the whole limb were paralytic; and when it is attempted to be lifted, that motion is unsteadily performed, the limb becoming irregularly and ludicrously agitated. The motions of the arm likewise are variously performed, or it is drawn by convulsive retractions in a direction contrary to that intended.

CAUSES.

General weakness and irritability of the nervous system; occurring between the tenth and fifteenth years of age. It is induced by various irritations; as teething, worms, offensive smells, poisons, affections of the mind, fright, horror, anger.


PROGNOSIS.

It is never attended with danger, unless very violent in degree, when fever supervenes, and it often kills : it passes not unfrequently into epilepsy.

TREATMENT.

Indication. { To increase the tone of the muscular system.

After the administration of an emetic and mild aperient ;
Tonics ; especially zincum vitriolatum,—cuprum ammoniatum,—argentum nitratum, as recommended against epilepsy.
Cold bathing, and electricity.
Terror has sometimes effected a cure.
The antispasmodics, and other remedies enumerated under the head Epilepsy.



A S T H M A.

SYMPTOMS.

The attack is usually preceded by sense of fulness about the stomach ; lassitude ; depression of spirits ; drowsiness, and pain in the head ; little, however, regarded by the patient. On the approach of the succeeding evening, a sense of tightness and stricture is perceived across the breast, with distress-

sing straitness of the lungs, impeding respiration. The difficulty of breathing continues to increase for some length of time; both inspiration and expiration are performed slowly, and with a wheezing noise; the speech becomes difficult and uneasy; a propensity to coughing succeeds, followed by the most anxious difficulty of breathing; the patient is threatened with immediate suffocation, and is obliged instantly to rise from an horizontal position; the face is sometimes turgid, and of a livid hue; at others it is morbidly pale and shrunk. These symptoms usually continue till towards the approach of morning, when a copious expectoration of mucus comes on, the breathing becomes less laborious and more full, the patient speaks and coughs with greater ease, and, feeling every way relieved, soon falls asleep. The dyspnoea and tightness across the chest remain for some days after the attack, and for several succeeding evenings an exacerbation occurs similar to that above described.

CAUSES.

Hereditary predisposition; cold and moist atmosphere; sudden changes of temperature; retrocedent gout; suppression of long-accustomed evacuations; intense study; certain fevers; irritation of the bronchial system by aerial acrimony or other causes; irritation of the stomach, uterus, or other viscera.

Proximate cause. Supposed to be spasm by Dr. Cullen; the presence of irritating causes according to Dr. Bree.

DIAGNOSIS.

The pathognomonic symptoms are, paroxysms generally coming on at night, in which there is frequent and extremely anxious respiration; together with a wheezing noise, and sense of tightness across the chest.

PROGNOSIS.

Favourable. The disease occurring in an early period of life, and in an unimpaired constitution. Arising from accidental causes, it is more easy of cure than when spontaneous, or the consequence of predisposition.

Unfavourable. The disease coming on at an advanced period of life; frequent return of paroxysms, and their long continuance; symptoms indicating a tendency to phthisis pulmonalis, or to hydrothorax; anasarcaous swellings of the lower extremities; paralysis of the arms; tremulous respiration; weak irregular pulse; syncope; palpitation of the heart; paucity of urine; cold extremities. It sometimes has induced an aneurism of the heart and large vessels; and not unfrequently terminates in pneumonia.

TREATMENT.

Indications. { 1. To moderate the violence of the paroxysm.
2. To prevent its recurrence.

The violence of the paroxysm is moderated by,—

1. Bleeding, where the habit is plethoric; the disease of no long standing; the face flushed, &c. On the contrary, in elderly persons, where the disease has become habitual; or where the face during the attack is preternaturally pale and shrunk; bleeding is inadmissible.

It must be remembered, however, that the propriety of blood-letting in any species of asthma has been much doubted; and in those cases which appear to demand it, it is better to take away small quantities at intervals, in order to allow the contractile power of the vessels to be exerted in proportion as the vessel loses its contents.

2. Gentle aperients, especially such as are recommended to obviate costiveness in dyspepsia at page 191; and antispasmodic clysters.

R. Lactis assafoetidæ oz.viij.

Fiat enema pro re nata adhibendum.

Make an enema to be given occasionally.

3. The application of blisters to the chest.

4. Antispasmodics:—opium, vitriolic æther, or both united; assafoetida, in cases where spasmodic difficulty of breathing is obvious.

R. Spiritus ætheris vitriolici compositi dr.j.

Tincturæ opii gutt. v.

Misturæ camphoræ fortioris dr.xiij.

Syrupi corticis aurantii dr.j.

Fiat haustus quarta vel sexta quaque hora sumendus.

Make a draught to be taken every four or six hours.

R. Ætheris vitriolici gutt. xxx.

Tincturæ opii gutt. v.

Misturæ camphoræ dr.xiij.

Syrupi croci dr.j.

Fiat haustus quartis vel sextis horis capiendus.

Make a draught to be taken every four or six hours.

5. Expectorants, where expectoration is difficult, of squills; tartarised antimony; and ammoniacum; tinctura nicotianæ, in nauseating doses.

R. Aquæ ammoniæ acetatæ oz. ss.

— menthæ sativæ dr. x.

Vini antimonii tartarisati gutt. xv.

Syrupi simplicis dr. j.

Fiat haustus quartis vel sextis horis sumendus.

Make a draught to be taken every four or six hours.

R. Lactis ammoniaci dr. v.

Aquæ menthæ piperitidis dr. x.

Tincturæ scillæ gutt. x.

Fiat haustus sextis horis capiendus.

Make a draught to be taken every six hours.

R. Lactis ammoniaci,

— assafœtidæ, aa dr. iv.

Aquæ cinnamomi dr. vj.

Fiat haustus sextis horis adhibendus.

Make a draught to be taken every six hours.

R. Pilulæ e scilla gr. x.

Fiat pilulæ duæ octavis horis capiendæ.

Make two pills to be taken every eight hours.

R. Pilulæ e scilla gr. vj.

Pulveris digitalis gr. $\frac{1}{2}$.

Fiat bolus sextis horis sumendus.

Make a bolus to be taken every six hours.

R. Aquæ ammoniæ acetatæ *dr. iij.*
 Misturæ camphoræ *dr. x.*
 Tincturæ nicotianæ *gutt. xxv.*
 Syrupi croci *dr. j.*

M. pro haustu ter in die sumendo.

Mix : for a draught to be taken thrice a day.

R. Aceti scillæ *dr. j.*
 Spiritu theris ænitrosi *dr. ij.*
 Mellis acetati *oz. fs.*
 Aquæ menthæ sativæ *oz. vj.*

Fiat julapium de quo capiat æger cochleare unum magnum
 urgenti tusse vel dyspnœa.

Make a julap, of which the patient is to take a table spoonful
 when the cough or dyspnœa are troublesome.

6. Pediluvium, and the warm bath.

7. Coffee.

The recurrence of the paroxysm is prevented,—

1. By avoiding the exciting causes.
2. By issues, or occasional blisters.
3. Gentle aperients of rhubarb, manna, and magnesia.
4. Emetics, given a short time before the expected paroxysm, have in some instances prevented its attack.
5. Diaphoretics, particularly the pulvis ipecacuanhæ compositus.
6. Expectorants ; as squills,—ammoniacum,—myrrh,—antimonium tartarisatum,—a decoction of seneka.
7. Opium combined with a diaphoretic.
8. Digitalis.
9. Oxygen gas.
10. Inhaling the vapour of æther.

11. The smoking or chewing of tobacco.
12. The occasional use of stomachic bitters and absorbents; Peruvian bark, chalybeate waters, and other remedies recommended for dyspepsia. The flatulence accompanying asthma is often relieved by a small portion of acetous acid.
13. Light and nutritive diet; avoiding flatulent and indigestible aliment.
14. Warm clothing.
15. Regular exercise; on horseback, or by swinging, or sailing.
16. Removal from a cold to a warm climate.



PERTUSSIS, OR HOOPING-COUGH.

SYMPTOMS.

The disease comes on with slight difficulty of breathing, thirst, quick pulse, hoarseness, cough, and all the symptoms of common catarrh. In the second or in the third week after the attack, it puts on its peculiar and characteristic symptoms. The expiratory motions, peculiar to coughing, are made with more rapidity and violence than usual; and, after several of these expirations thus convulsively made, a sudden and full inspiration succeeds, in which, by the air rushing through the glottis with unusual velocity, a peculiar sound is caused, which has obtained the name of hoop. When this sonorous inspiration has happened, the convulsive coughing is again renewed, and continues in the same manner as before, till a

quantity of mucus is thrown up from the lungs, or the contents of the stomach are evacuated by vomiting, which generally terminates the fit: the patient is then most frequently enabled to return to the amusements he was employed in before its accession, and often expresses a desire for food; but when the attack has been severe, it is succeeded by much fatigue, hurried respiration, and general languor and debility. After a longer or shorter continuance of the disease, the paroxysms become less severe, and at length entirely cease. In some instances it has, however, been protracted for several months, and even for a year.

CAUSES.

Children are most commonly the subjects of the disease; and it is supposed to depend on a specific contagion.

DIAGNOSIS.

It is distinguished from every other disease by the convulsive cough, followed by the peculiar sonorous inspiration above described; and terminating in vomiting or expectoration.

PROGNOSIS.

Favourable. Moderate and free expectoration; the strength little impaired; the fits neither frequent nor violent; in the interval, the respiration free; the appetite good; the absence of fever; moderate hæmorrhage from the nose.

Unfavourable. The disease occurring in children under two years of age; in children born of phthisical or asthmatic parents; much fever, with symptoms of pneumonia; very copious or scanty expectoration; great debility; convulsions.

TREATMENT.

- Indications.* { 1. In the early stage of the disease, to moderate its violence, and to palliate urgent symptoms.
 2. In the advanced period, to interrupt its course; and put a stop to the disease sooner than it would have spontaneously ceased.

The first indication is to be effected by,—

1. Bleeding; if there be much pyrexia, or great difficulty of breathing, especially by leeches to the chest.
2. Emetics and nauseating medicines; of tartarized antimony, in divided doses.

R. Vini antimonii *dr.ij.*

Fiat haustus emeticus.

Make an emetic draught.

R. Vini ipecacuanhæ *oz.fs.*

Fiat haustus emeticus.

Make an emetic draught.

R. Aquæ ammoniæ acetatæ *oz.j.*

Vini antimonii tartarisati *dr.ij.*

Aquæ menthæ sativæ *oz.vfs.*

Mellis acetati *oz.fs.*

M. cujus capiat æger cochleare unum magnum quartis vel sextis horis.

Make a mixture, of which the patient is to take a table spoonful every four or six hours.

R. Aceti scillæ *dr.ij.*

Mellis acetati *oz.ij.*

M. cujus sit dosis cochleare minimum subinde.

Mix : the dose a tea spoonful now and then.

R. Succi cicutæ spissati *gr.j.—iv.*

Fiat pilula quavis nocte sumenda.

Make a pill to be taken every night.

3. Gentle laxatives of senna, manna, and the like.
4. Blisters to the chest.
5. Inhaling the steam, of hot water ; alone, or medicated with æther.
6. Tepid bath ;—pediluvium.
7. Tinctura cantharidis ; alone, or united with tinctura opii camphorata ; and so administered as to produce a slight degree of strangury.

The second indication is to be fulfilled,—

1. By tonics ; Peruvian bark ; preparations of steel and zinc ; arsenic, proportioning the dose to the age of the patient.
2. Antispasmodics ; opium,—musk,—assafoetida,—amber,—castor, administered in like manner.
3. Narcotics ; as, cicuta,—hyoscyamus,—aconite,—bella-donna,—digitalis. A grain of the extract of cicuta and hyoscyamus may be given every six hours, and a quarter of a grain of the others, and gradually and cautiously increased.
4. Change of air.

PYROSIS, OR THE WATER-BRASH.

SYMPTOMS.

The disease usually comes on in the morning or forenoon, when the stomach is empty ; commencing with ardent pain at the pit of the stomach, with sense of constriction, as if that organ were drawn towards the back. The pain is increased by an erect position, and therefore the body is bent forward. After a short time an eructation takes place of a thin watery fluid in considerable quantity ; sometimes of an acid taste, often quite insipid. The eructation is frequently repeated, and at length gives relief to the pain, and puts an end to the fit.

CAUSES.

Predisposing. It principally attacks those of a middle age ; females more frequently than males ; and generally the unmarried ; people in low life, who live much on milk and a farinaceous diet, rather than those in better condition ; fluor albus.

Exciting. Application of cold to the lower extremities ; violent emotions of the mind.

Proximate. Spasm of the muscular fibres of the stomach, its blood-vessels and exhalants.

TREATMENT.

Pyrosis requires the removal of the exciting causes, and the exhibition of antispasmodics, especially æther; opium; musk; castor; volatile alkali; nux vomica; the smoking or chewing of tobacco; and the occasional use of the mineral alkali with absorbents, which should be given as recommended in the treatment of dyspepsia.



COLICA, OR THE COLIC.

- | | | |
|----------|---|---|
| Species. | { | 1. Colica spasmodica; with retraction of the navel, and spasms of the abdominal muscles. |
| | | 2. ——— stercorea, in persons subject to costiveness after long continued constipation. |
| | | 3. ——— accidentalis, from acrid matter in the intestines. |
| | | 4. ——— pictonum; a sense of weight in the lower belly, colic pains, continual, with pain in the arms and back, ending in palsy. |
| | | 5. ——— meconialis, in new-born children. |
| | | 6. ——— calculosa, with a fixed hardness in a particular part of the abdomen; calculi ejected by the anus. |
| | | 7. ——— verminosa, from worms. |

SYMPTOMS.

Violent pain and distension of the abdomen, attended with a peculiar sense of twisting or wringing around the navel; which, with the teguments of the belly, is frequently drawn inwards; and often the muscles are spasmodically contracted in separate portions, giving the appearance of a bag full of round balls. Obstinate costiveness; frequently there is a bitter taste in the mouth; thirst; slight febrile heat, and other symptoms, which indicate the presence of bile in the alimentary canal; frequently there are hiccup, and flatulent eructations. Vomiting in some cases continues frequent and bilious; and in some instances stercoraceous matter is thrown up, when generally a high degree of inflammation follows, and the disease is called *ILEUS*, and also *VOLVULUS*.

CAUSES.

Cold applied to the surface of the body, especially to the lower extremities and abdomen; austere, acid, or indigestible aliment; redundancy of acrid bile; collections of indurated fæces, or of calcareous concretions, in the alimentary canal; flatus; certain metallic poisons, as lead; hysteria; translation of gout; the imprudent use of astringents in diarrhoea and dysentery; all these increased by a constitutional irritability of the intestines.

Another exciting cause of colic to be noticed in this place, is

WORMS.

The human *primæ viæ* are infested by five kinds of worms.

1. *Ascaris vermicularis*: the small white thread, or maw-worm.
2. *Ascaris lumbricoides*: the lumbricus teres, or long round worm.

3. *Trichuris* : the long hair-tailed thread-worm.
4. *Tænia osculis marginalibus* : the solium, or tape-worm.
5. *Tænia osculis superficialibus* : the broad tape-worm.

The ascarides have usually their seat in the rectum ; the lumbrici occupy the small intestines, and sometimes the stomach ; the trichurides the cæcum ; the tæniæ the whole tract of the intestines, more especially the ileum.

Worms mostly produce symptoms of colic, and very frequently other symptoms ; as variable appetite ; foetid breath ; picking of the nose ; hardness and fulness of the belly ; sensation of heat and itching in the anus ; preternaturally red tongue, or alternately clean and covered with a white slimy mucus ; grinding of the teeth during sleep ; short dry cough ; frequent slimy stools : emaciation ; slow fever, with an evening exacerbation ; irregular pulse ; sometimes convulsion fits.

Worms appear more frequently in those of a relaxed habit ; those whose bowels contain a preternatural quantity of mucus or slimy matter ; in those who live on vegetable food ; in the dyspeptic ; the eating of unripe fruit is a frequent cause of their production.

They are evolved from ovula that exist in the human body, and in no other situation. For further information on this subject, consult "*An Attempt to an Arrangement of human intestinal Worms*," published by the author in the fifth volume of the *Memoirs of the London Medical Society*.

Proximate causes of colic. Spasm of some part of the alimentary canal.

DIAGNOSIS.

From enteritis. By the peculiar twisting pain, and retraction of the navel ; by the absence of fever, in the early part of the disease ; by the pain in enteritis being increased, in colic alleviated by pressure ; by the irregular contraction of the abdominal muscles.

The same characteristic symptoms distinguish it from inflammation of other abdominal viscera.

PROGNOSIS.

Favourable. The pain remitting or changing its situation ; discharges of wind and fæces, followed by an abatement of symptoms.

Unfavourable. Violent fixed pain ; obstinate costiveness ; sudden cessation of the pain, followed by more frequent hiccup, great watchfulness, delirium, syncope, cold sweats, weak tremulous pulse ; the pulse becoming peculiarly hard—see *Enteritis* ; and the pain before relieved, now much increased, upon pressure ; volvulus : all the symptoms indicating supervening inflammation and mortification, from the accession of which the chief danger arises.

TREATMENT.

Indications. { 1. To relax the spasm.
2. To remove the causes, and procure evacuations.

The first indication requires,—

1. Bleeding, if the concomitant strength of constitution and fulness of vessels, with strong pulse, are present ; but it is seldom necessary.

2. Carminatives and antispasmodics ; opium in large doses, cordial and opiate confection, cardamoms, &c.

R. Confectionis aromaticæ dr. fs.

Pulveris rhabbarbari gr. xvij.

Aquæ menthæ piperitidis dr. xij.

Tincturæ cardamomi dr. jfs.

Syrupi zingiberis dr. j.

Fiat haustus.

Make a draught.

R. Tincturæ cardamomi compositæ *dr.ij.*

———— opii *gutt. xx.*

Syrupi croci *dr.j.*

Aquæ menthæ piperitidis *dr.xij.*

R. Confectionis opiatæ *scr.fs.*

Olei essentialis carui *gutt. ij.*

Pulveris rhæi *q. s.*

Fiat bolus.

Make a bolus.

3. Warm bath; semicupium, and fomentations to the abdomen.

4. Blisters, and warm plasters.

5. Opiate clysters.

6. If there be great irritation of the stomach, with frequent vomiting, the saline medicine in an effervescing state.

7. Colic from the presence of flatus is often relieved by some aromatic cordial, or a small portion of brandy.

Evacuations must be procured,—

1. By cathartics; at first by the more mild; as rhubarb, magnesia, natron vitriolatum, oleum ricini: if these prove ineffectual, calomel united with extractum colocynthis compositum, especially where there has been bilious vomiting.

R. Pulveris rhabarbari *dr.j.*

Magnesiæ albæ *dr.jfs.*

Tincturæ sennæ *oz.fs.*

Infusi sennæ *oz.vj.*

Syrupi zingiberis *oz.fs.*

Fiat mistura cujus assumat æger cochlearia tria magna omni bihorio donec alvus purgetur.

Make a mixture of which the patient must take three table spoonsful every two hours until the bowels are purged.

R. Natri vitriolati oz.j.
 Infusi sennæ oz.iv.
 Tincturæ sennæ oz.ij.
 Syrupi zingiberis oz.fs.

Fiat mistura cujus capiat æger partem tertiam omni bihorio donec alvus probe respondeat.

Make a mixture of which the patient must take a third part every two hours until the bowels are thoroughly moved.

R. Calomelanos gr.xij.
 Extracti colocynthidis compositi dr.j.

Fiat massa in pilulas xii. æquales distribuenda, quarum capiat æger duas secunda quaque hora, donec alvus bis terve respondeat, superbibendo cochlearia tria magna hujus misturæ :

Make a mass to be divided into twelve equal pills, of which the patient must take two every two hours until the bowels are twice or thrice moved ; drinking afterwards three table spoonsful of the following mixture :—

R. Kali tartarisati dr.ij.
 Infusi sennæ oz.vj.
 Tincturæ ejusdem,
 Syrupi corticis aurantii, aa oz.fs

Fiat mistura.

Make a mixture.

2. Copious clysters ; the common emollient, or with colocynthis, or the purging salts. A copious injection of cold water has in some instances been followed by the desired effect. Should these be unsuccessful, recourse may be had to the injection of an infusion of tobacco.

3. Cold water dashed upon the extremities ; or ice, snow &c. applied in a cloth, or bladder, to the abdomen, have

sometimes procured evacuations, in cases where every thing else had been unsuccessful.

4. Indurated fæces in the rectum are at times to be removed only after being previously broken down with the finger, or with an appropriate instrument.

Of the colica pictonum.

The colic induced by lead, is more obstinate, and longer protracted, than the same disease brought on from common causes; and most frequently terminates in paralysis of the wrists and upper extremities.

Treatment. Oleum ricini, often repeated, is most effectual in procuring stools; afterwards, mercury united with opium, to excite slight salivation; alum; electricity; chalybeate and sulphureous waters; sinapi.

R. Calomelanos *gr.* $\frac{1}{4}$.

Pilulæ ex opio *gr.* ijs.

Fiat pilula ter in die sumenda.

Make a pill to be taken thrice a day.

R. Calomelanos *gr.* $\frac{1}{4}$.

Sulphuris antimonii præcipitati *gr.* $\frac{1}{2}$.

Conservæ rosæ *gr.* v.

Fiat pilula ter in die capienda.

Make a pill to be taken thrice a day.

R. Aluminis purificati *scr.* ss

Infusi rosæ *dr.* xij.

Syrupi ejusdem *dr.* j.

Fiat haustus ter in die sumendus.

Make a draught to be taken thrice a day.

Of colica verminosa.

I. The most esteemed remedies against ascarides and trichurides are purgatives of calomel, scammony, aloes, rhubarb, spigelia, dolichos, stannum; also assafoetida, lime-water, tobacco.

R. Calomelanos *gr.ij—vj.*

Pulveris rhabarbari *scr.j.*

Fiat pulvis ex melle sumendus.

Make a powder to be taken in honey.

R. Pulveris e scammonio cum calomelane *gr.x—xv.*

Fiat pulvis ex quovis vehiculo crasso sumendus.

Make a powder to be taken in any viscous or mucilaginous vehicle.

R. Aloes socotorinæ,

Extracti tanacetī, *aa dr.fs.*

Olei essentialis rutæ *gutt. xij.*

Fiat pilulæ *xij.* quarum sumat æger duas nocte maneque.

Make twelve pills, of which the patient is to take two night and morning.

R. Herbæ spigeliæ *dr.vj.*

Aquæ ferventis *lb.j.*

Macera per horas duas.

Macerate for two hours.

R. Hujus infusionis *dr.xij.*

Tincturæ cardamomi *dr.j.*

Syrupi zingiberis *dr.j.*

Fiat haustus nocte maneque capiendas.

Make a draught to be taken night and morning.

The *dolichos pruriens* is best prepared by Mr. Chamberlaine, of Aylesbury street, Clerkenwell, and sold with proper directions.

R. Aquæ calcis lb. j.

Fiat enema omni nocte injiciendum.

Make an enema to be injected every evening.

R. Lactis assafoetidæ oz. iij.

— vaccini oz. v.

Fiat enema tertia quaque vesperi adhibendus.

Make an enema to be injected every third evening.

R. Foliorum nicotianæ dr. ss.

Aquæ ferventis oz. x.

Cola liquorem frigefactum pro enemate.

Strain the liquor when cool for an enema.

R. Limaturæ stanni oz. j.

Electuarii e senna oz. ij.

Syrupi zingiberis q. s.

Fiat electuarium molle, de quo sumantur cochlearia duo minima quovis mane.

Make a soft electuary, of which two tea spoonsful are to be taken every morning.

R. Camphoræ dr. j.

Olei olivæ oz. ij.

Solve pro enemate urgente ani purigine adhibendum.

Dissolve for an enema to be given when the *Prurigo ani* is troublesome.

A decoction of the *geoffræa inermis*, or cabbage-bark, is a remedy much used, according to Dr. Wright, in the West Indies.

2. Against the *tæniæ* most drastic purges have been resorted to. Madam Noufer's remedy is occasionally used with success. She directs as follows:—

The day before the patient is to take the remedy, he is to avoid all aliment after dinner, till about seven or eight o'clock at night, when he is to take a soup made thus:

Take a pint and a half of water, two or three ounces of good fresh butter, and two ounces of bread cut in slices; add to this salt enough to season it, and then boil it over the fire to the consistence of panada.

About a quarter of an hour after this, she gives him a biscuit and a glass of white wine, either pure or mixed with water; she even gives water alone to those who have not been accustomed to wine. If the patient has not been to stool that day, or is naturally costive (which is not usual, however, with patients in this way), Madame Noufer directs the use of a clyster:

Take a handful of the leaves of mallows, and boil them in a sufficient quantity of water, mixing with it a little salt, and when strained off, add two ounces of oil.

Early the next morning, about eight or nine hours after the supper, the patient takes the following specific:

Take two or three drachms of the male fern, gathered in autumn, and reduced to a very fine powder, in four or six ounces of water distilled from fern, or the flowers of the lime-tree.

It will be right for the patient to drink two or three times of the same water, rinsing his glass with it, so that none of the powder may remain either in the glass or his mouth, in bed; and to avoid the nausea which this medicine sometimes occasions, it will be right for him to chew lemon, or something else that is agreeable to him, or he may wash his mouth with

any thing he likes, but he must be careful not to swallow any thing. He may likewise smell to vinegar, to check the sickness; but if, notwithstanding all his efforts, the nausea continues, and he is obliged to throw up the specific, it will be right for him to take a fresh dose of it as soon as the sickness is gone off, and then he should try to go to sleep. About two hours after this he must get up, and take a purging bolus:

Take of the panacea of mercury fourteen times sublimed, and select resin of scammony, each ten grains; of fresh and good gamboge six or seven grains: reduce each of these substances separately into a powder, and mix them with some conserve into a bolus.

This is to be taken at one or two different times, washing it down with one or two dishes of weak green tea, the patient walking afterwards about his chamber.

When the bolus begins to operate, the patient is desired to take a dish of the same tea occasionally, until the worm is expelled; then, and not before, Madame Nouffer gives him broth or soup, and he is directed to dine as is usual after taking physic. After dinner he may either lie down or walk out, taking care to conduct himself discreetly, to eat little supper, and to avoid every thing that is not of easy digestion.

CHOLERA MORBUS.

- | | | |
|-----------------|---|--|
| <i>Species.</i> | { | <p>1. Cholera spontanea, occurring in warm weather without any manifest cause.</p> <p>2. ———- accidentalis, from acrid matter in the stomach and intestines.</p> |
|-----------------|---|--|

SYMPTOMS.

Nausea, pain, and distention of the stomach and intestines; quickly succeeded by a violent and frequent vomiting and purging of bilious matter; frequent, small, sometimes unequal, pulse; much thirst and heat, followed by cold sweats; great anxiety, spasmodic contractions of the extremities, and sometimes universal convulsions; hiccup, and not unfrequently death, within the space of twenty-four hours.

CAUSES.

Excessive heat, or sudden transitions from heat to cold; hence more frequent in autumn, from an exposure to cold evenings after very hot days; food of difficult digestion; rancid butter; the colder fruits; such as cucumber, melon, &c. active and violent purgatives; poison; violent passions of the mind; marsh miasma.

Proximate. Inordinate secretion of bile of a vitiated quality.

PROGNOSIS

Favourable. A gradual diminution of the symptoms; especially vomiting, succeeded by sleep, or a gentle moisture on the skin. The disease, when protracted to the fifth, sixth, or seventh day, seldom proves fatal.

Unfavourable. Spasm of the extremities; convulsions; great prostration of strength; cold clammy sweats; anxiety; short hurried respiration; continual hiccup; intermitting pulse; foetid vomiting; great distention of the abdomen.

TREATMENT.

- Indications.* { 1. To allay the inordinate commotion of the stomach and intestines, by correcting the acrimony of the secreted bile, and by diminishing their irritability.
- { 2. To restore the tone of the primæ viæ.

The first indication requires :—

1. Copious tepid diluents of weak chicken broth, decoction of barley, &c.
2. Emolient clysters.
3. Opium in large doses, both by the mouth, in the form of enema, or applied externally, by friction, to the abdomen.
4. Warm plasters and fomentations of poppies, with the addition of spiritus camphoræ; the saline medicine in the act of effervescence.

The tone of the primæ viæ to be restored,—

By the use of the stomachic tonics, and other bitter remedies recommended for the cure of dyspepsia.

DIARRHOEA, OR LOOSENESS.

- Species.* {
1. Diarrhoea crapulosa :—the fæces discharged in a more liquid state than is natural, and in greater quantity.
 2. ————— biliosa : a great quantity of yellow fæces discharged.
 3. ————— mucosa : copious discharge of mucus.
 4. ————— cæliaca : discharge of a milky humour like chyle.
 5. ————— lenteria : the food without any material change quickly discharged.
 6. ————— hepatirrhœa : discharge of a bloody matter like serum, without pain.

CHARACTER.

Frequent and copious discharges of a feculent matter by stool, accompanied by much griping ; each dejection is usually preceded by a murmuring noise, and flatulence in the intestines, together with sense of weight and uneasiness in the lower belly, which cease on the discharge taking place, but are again renewed before the succeeding one ensues. There is frequently sickness, nausea, and vomiting ; the countenance turns pale, sometimes sallow ; thirst ; dryness and bitterness of the mouth, and yellowness of the tongue, indica-

ting the presence of bile in the alimentary canal; the skin is dry and rigid, and if the disease continue, great emaciation succeeds.

CAUSES.

Remote. The application of cold to the surface of the body; perspiration suppressed by any cause; passions of the mind; acrid indigestible aliment; acid fruits; acidity generated in the stomach from a deficiency of bile; oily and putrid substances; the abuse of active purgatives; increased secretion of mucus from the mucous follicles of the intestines; erythematic inflammation; worms; retrocedent gout, or rheumatism; diminished action of the absorbent vessels of the intestines.

Proximate. Increased peristaltic motion of the intestines.

DIAGNOSIS.

From dysentery. By being unattended either with inflammation, fever, contagion, or tenesmus; by the appearance of the matter evacuated; which in the one disease is feculent, or mixed with alimentary matter; in the other, sanguineous or putrid.

TREATMENT.

Indications. { 1. To obviate or remove the morbid cause.
2. To suspend the inordinate action of the intestinal canal.
3. To restore the impaired tone of the parts.

Irritating causes are often lurking in the intestinal canal, and must be removed,—

1. By emetics of ipecacuanha.
2. Aperients of rhubarb, magnesia, oleum ricini, and neutral salts.

R. Magnesiae albæ scr.ij.
 Confectionis aromaticæ dr.fs.
 Pulveris rhabbarbari gr.xv.
 Syrupi zingiberis dr.j
 Aquæ menthæ piperitidis dr.xij.

Fiat haustus antacidus aperiens.

Make an antacid aperient draught.

3. Diluents and demulcents ; as the decoctum lini, decoctum hordei, and the like.

4. Alkalies and absorbents.

5. Fomentations and sinapisms to the extremities, in cases of translated gout or rheumatism.

6. Anthelmintics ; if the disease arise from worms. See *Worms*.

7. Diaphoretics ; if from suppressed perspiration ; as the pulvis ipecacuanhæ compositus, or pulvis Jacobi, or antimonium tartarisatum, in small and frequent doses.

The inordinate action of the intestinal canal is suspended,—

1. By opium, with cordial astringents.

R. Confectionis aromaticæ scr.j.
 Tincturæ catechu oz.j.
 Misturæ cretacæ oz.vj.
 Syrupi zingiberis oz.fs.
 Tincturæ opii dr.fs.

Fiat mistura cujus capiantur cochlearia duo vel tria post singulas sedes liquidas, concusso prius vitro.

Make a mixture, of which two or three table spoonsful are to be taken after every liquid stool, first shaking the phial.

R. Confectionis aromaticæ *dr. j.*
 Tincturæ catechu *oz. j.*
 Spiritus ammoniæ compositi *dr. ij.*
 Aquæ cinnamomi *oz. vj.*
 Syrupi zingiberis *oz. fs.*
 Tincturæ opii *gutt. xl.*

Fiat mistura de qua sumantur cochlearia tria magna post singulas sedes liquidas.

Make a mixture, of which three table spoonsful are to be taken after every liquid stool.

R. Confectionis opiatæ *dr. jfs.*
 Tincturæ kino *oz. j.*
 Syrupi zingiberis *oz. fs.*
 Misturæ cretaceæ *oz. vjfs.*

Fiat mistura, ut priori capienda.

Make a mixture to be taken like the former.

R. Confectionis opiatæ *gr. xxxvj.*
 Olei essentialis caryophyllorum aromaticorum
gutt. iv.
 Pulveris colombæ *q. s.*

Fiat boli quatuor quorum capiat æger unum omni trihorio.

Make four boluses, of which the patient is to take one every three hours.

R. Confectionis aromaticæ *dr. j.*
 Pulveris Arabici *oz. fs.*
 Spiritus myristicæ *oz. j.*
 Aquæ menthæ piperitidis *oz. vj.*
 Syrupi zingiberis *oz. fs.*
 Tincturæ opii *dr. fs.*

Fiat mistura cujus sumantur cochlearia tria magna post unam-
 quamque sedem mollem, vitro prius concusso.

Make a mixture, of which three table spoonsful are to be
 taken after every laxative stool, first shaking the phial.

2. Diaphoretics; pulvis ipecacuanhæ compositus; astringents; especially, gum kino,—alum,—resina acaroides,—extractum hæmatoxyli,—sinarouba,—lime-water joined with milk,—decoctum ulmi,—lichen islandicus.

R. Aluminis purificati *gr. x.*
 Conservæ rosæ rubræ *q. s.*

Fiat bolus bis terve die sumendus.

Make a bolus to be taken twice or thrice a day.

R. Acaroidis resinæ *dr. ij.*
 Mucilaginis Arabici *oz. fs.*
 Tere simul, et gradatim adde—
 Rub up together and add gradually—
 Aquæ menthæ piperitidis *oz. vj.*
 Tincturæ acaroidis resinæ *oz. j.*
 Syrupi corticis aurantii *oz. fs.*

Sit dosis cochlearia tria magna quarta quaque hora vel sæpius.

The dose is three table spoonsful every four hours or oftener,

R. Kino in pulverem triti *gr.x.*

Pulveris e creta compositi cum opio *gr.xv.*

Syrupi papaveris albi *q. s.*

Fiat bolus quarta vel sexta quaque hora sumendus.

Make a bolus to be taken every four or six hours.

R. Catechu in pulverem triti *gr.xv.*

Aluminis purificati *gr.vj.*

Conservæ rosæ rubræ *q. s.*

Fiat bolus ter in die sumendus.

Make a bolus to be taken thrice a day.

R. Extracti hæmatoxyli *dr.jfs.*

Misturæ cretaceæ *oz.vj.*

Tincturæ cardamomi *oz.j.*

Fiat mistura : cujus sit dosis cochlearia tria magna pro re nata.

Make a mixture : of which the dose is three table spoonsful occasionally.

R. Extracti hæmatoxyli *dr.j.*

Olei essentialis cinnamomi *gutt.vj.*

Fiat boli, sex quorum capiat æger unum pro re nata.

Make six boluses, of which the patient is to take one occasionally.

R. Radicis simaroubæ contusæ *oz.fs.*

Corticis granati contusæ *dr.ij.*

—— aurantii Hispalensis *dr.iiij.*

Aquæ ferventis *oz.xvj.*

Macera per horam, dein cola.

Macerate for an hour, and then strain.

R. Hujus infusi oz.vij.

Confectionis aromaticæ dr.j.

Tincturæ cardamomi compositæ oz.fs.

Syrupi zingiberis oz.fs.

Fiat mistura, cujus sumantur cochlearia tria magna ter quaterve die.

Make a mixture, of which three table spoonsful are to be taken three or four times a day.

The third indication requires,—

1. Tonics; preparations of cinchona,—angustura,—colombo, cascarilla,—chalybeate waters.
2. Moderate exercise.
3. Light nutritive diet; of lamb, chicken, &c.
4. The least acescent wines; Madeira or sherry. Brandy and water should be substituted for malt liquors as common-drink.



DIABETES, OR IMMODERATE FLOW OF URINE.

- | | | |
|-----------------|---|--|
| <i>Species.</i> | { | <p>1. Diabetes mellitus, with urine of the smell, colour, and taste of honey.</p> <p>2. ——— insipidus, with limpid urine, not sweet.</p> |
|-----------------|---|--|

CHARACTER.

Frequent discharge of urine ; sometimes insipid (*diabetes insipidus*) ; sometimes containing a large portion of saccharine and other matter (*diabetes mellitus*), voided in a quantity far exceeding that of the aliment or fluid introduced ; continued thirst ; generally a voracious appetite ; impenetrably dry skin ; swelling of the legs ; gradual emaciation of the whole body ; hectic fever.

CAUSES.

Predisposing. Constitutional weakness ; the decline of life ; preceding diseases, as hysteria ; hypochondriasis ; dyspepsia ; asthma.

Exciting. All those causes inducing debility of the system in general, and of the chylo-poietic organs in particular ; abuse of spirituous liquors ; cold applied to the body ; excess in venery ; immoderate evacuations ; crude farinaceous diet.

Proximate. According to Dr. Rollo it is an impaired action or morbid change in the natural powers of digestion and assimilation.

TREATMENT.

The following has been found most successful :—

1. A diet consisting wholly of animal food ; abstaining rigidly from every kind of vegetable matter.
2. Emetics, exhibited occasionally.
3. Diaphoretics : the pulvis ipecacuanhæ compositus, recommended by Dr. M'Cormack in the Medical Commentaries ; antimonial wine with opium, by Dr. Rollo.
4. Alkalis : mephitic alkaline water ; hepatised ammonia, used by Dr. Rollo ; aqua ammoniæ puræ ; kali sulphuratum.

R. Aquæ ammoniæ puræ gutt. vj.

—— cinnamomi dr. v.

—— distillatæ dr. x.

Syrupi zingiberis dr. j.

Fiat haustus ter in die sumendus.

Make a draught to be taken thrice a day.

R. Kali sulphurati gr. x.

Conservæ rosæ q. s.

Fiat bolus ter in die sumendus.

Make a bolus to be taken thrice a day.

R. Kali sulphurati gr. x.

Syrupi zingiberis dr. ij.

Aquæ cinnamomi dr. x.

Fiat haustus ter in die sumendus.

Make a draught to be taken thrice a day.

5. Blisters and issues to the region of the kidney.

6. Astringents and tonics: alum,—gum kino,—catechu,—vitriolic acid,—nitric acid,—lime-water,—alum whey,—bark,—myrrh,—chalybeates, as directed for the cure of dyspepsia.

7. Opium, in large doses.

8. Tincture of cantharides; Dr. Brisbane.

9. Covering the body with flannel, and the warm bath.

10. Anointing the skin with camphorated oil.

11. Keeping the bowels regularly open with aloes and soap.

12. Gentle exercise.

13. Frequent friction over the kidneys, by means of the flesh-brush or flannel.

14. Chalybeate and sulphureous waters.

HYSTERIA, OR HYSTERICIS.

SYMPTOMS.

The disease attacks by paroxysms or fits, generally preceded by yawning, stretching, dejection of spirits, anxiety of mind, effusion of tears, alternate flushings and paleness, difficulty of breathing, sickness at the stomach, palpitation of the heart, profusion of limpid urine; generally an acute pain in the left side, about the flexure of the colon, with sense of distention, giving the idea of a ball or globe rolling itself about in the abdomen, and gradually advancing upwards until it gets into the stomach; thence removing to the throat, it occasions, by its pressure, the sensation of an extraneous body lodged there, which is called *globus hystericus*. The disease having arrived at its height, the patient appears threatened with suffocation, she becomes faint, and is affected with stupor and insensibility; whilst at the same time the trunk of the body is turned to and fro, the limbs variously agitated, wild and irregular actions take place, in alternate fits of laughter, crying, and screaming; incoherent expressions are uttered; a temporary delirium prevails, and a frothy saliva is discharged from the mouth. The spasms at length abating, a quantity of wind is evacuated upwards, with frequent sighing and sobbing; and the patient recovers the exercise of sense and motion, without retaining any recollection of what has taken place; feeling, however, a severe pain in her head, and a soreness over her whole body.

CAUSES.

Predisposing. Female sex ; generally the unmarried, and between the age of puberty and the thirty-fifth year ; it also attacks the more delicate of the male sex ; peculiar irritability of the nervous system ; studious and sedentary life ; grief ; anxiety of mind.

Exciting. Excessive evacuations ; suppression of the menses or lechia, or the neglect of usual discharges ; great proclivity to venery ; violent commotions of the mind ; flatulent and acescent regimen ; former diseases which have greatly impaired the tone of the primæ viæ ; imitation or sympathy.

Proximate. A spasmodic affection of the uterus, according to Dr. Cullen.

DIAGNOSIS.

From hypochondriasis. Hysteria attacks the sanguine and plethoric ; comes on early in life ; its attacks are sudden, and accompanied with the globus hystericus ; it is diminished by time. Hypochondriasis attacks the melancholic ; comes on about the middle age ; is gradual in its accession, and tedious in its progress ; it increases as life advances.

From epilepsy. By the preceding symptoms, especially the profusion of limpid urine ; by the globus hystericus ; by the convulsive motions in the one disease having the appearance of design ; in the other obviously involuntary ; by the laughing, crying, and other symptoms above mentioned.

PROGNOSIS.

Hysteria is seldom attended with danger, unless in a very impaired constitution, or in cases where the fits are extremely violent ; when it sometimes passes into epilepsy, especially if there be a predisposition to that disease.

TREATMENT.

- Indications.* { 1. To allay the spasmodic symptoms which constitute the fit.
2. To strengthen the nervous system during the intermissions of the paroxysms.

1. By bleeding; if the patient be young and plethoric, and the attack be recent; but in weak and debilitated constitutions, or when the disease is of long standing, it is inadmissible.

2. Stimuli applied to the nose; as, the aqua ammoniæ, assafoetida; burnt feathers; the spiritus ammoniæ succinatus.

3. Rubbing the temples with æther.

4. Pediluvium.

5. Dashing cold water over the extremities.

6. Clysters; simply laxative, or with assafoetida, castor, or opium; cold water alone has been effectual.

7. Antispasmodics; especially æther; castor; assafoetida; opium, and valerian, as directed against epilepsy.

8. Cardialgia is relieved by an alkali; the aqua kali puri, or natron preparatum.

R. Aquæ kali puri *dr. ss.*

Confectionis aromaticæ *dr. jss.*

Misturæ camphoræ *oz. vj.*

Syrupi zingiberis *oz. ss.*

M. cujus capiat æger cochlearia duo in dolore.

Make a mixture, of which the patient may take two table spoonsful when in pain.

R. Natri preparati *dr. ss.*

Confectionis aromaticæ *dr. j.*

Aquæ menthæ piperitidis *oz. vj.*

Syrupi corticis aurantii *oz. ss.*

M. sumantur cochlearia duo magna in dolore.

Mix. Two table spoonsful to be taken when in pain.

The second indication will be effected by :—

1. Gentle evacuations from the primæ viæ.

2. By tonics; Peruvian bark, bitters, chalybeates, &c.

See *Dyspepsia*.

3. The occasional use of the antispasmodics above enumerated.

4. Regular exercise on horseback, with variety of scene.

5. Cold bathing.

6. Mineral waters.

7. The occasional spasms or cramps, to which hysteric women are subject, may be relieved by the pediluvium, the warm bath, and by powerful antispasmodics, particularly opium, musk, æther, and camphor.

HYDROPHOBIA.

SYMPTOMS.

At an uncertain time, after a bite from a mad animal, mostly a dog or cat, sometimes not until several months have elapsed, wandering pains are felt in different parts of the body; restlessness; heaviness; disturbed sleep, with frightful

dreams; sudden startings and spasmodic contractions; sighing; great anxiety and dejection of spirits.

These symptoms increase; in some cases the bitten part becomes inflamed or painful: pains now attack the throat, and a sensation of suffocation occasionally takes place; an aversion is felt to the swallowing of water or other liquids; this arises to such a degree, that the moment any fluid is brought near the patient, or when the noise of the fluid is heard pouring out of any vessel, it occasions him to start with great dread and horror, and the attempt at deglutition is hurried and accompanied with a convulsive paroxysm.

Bilious vomitings sometimes take place; a considerable degree of fever follows, with dry and rough tongue; the voice becomes hoarse, and the patient is constantly spitting a viscid tenacious saliva; extreme anxiety comes on, and a degree of irritability beyond expression; the slightest motion, or sudden change of position, will excite a sensation of suffocation and convulsions; delirium in some instances takes place; convulsions now become frequent, and the patient dies exhausted or in a fit.

TREATMENT.

- Indications.* { 1. To prevent the absorption of the poison.
2. To counteract its destructive effects, when already introduced into the system.

The first indication is frequently effected by surgeons, who remove the bitten part by excision, caustic, and other means.


The second indication is seldom fulfilled; various methods have been tried: Under an idea that the disease was inflammatory, the antiphlogistic plan has been strictly enforced:— Upon the idea that it was a nervous disease, antispasmodics have been resorted to: Mercury has its advocates.

ORDER IV.

VESANIÆ.

CHARACTER.

Disorders of the judgment, without any pyrexia or coma.



MELANCHOLIA, OR MELANCHOLY.

CHARACTER.

A partial chronic insanity, characterized by sadness, dejection of spirits; fondness for solitude; timidity; fickleness of temper; great watchfulness; flatulency; costiveness; delirium without fury, and unaccompanied by fever. The mind pursues one certain object or train of thinking; which, in general, bears a near relation to the melancholic himself, or to his own affairs, creating the most groundless, yet anxious, fear, and generally accompanied with a desire of terminating his existence.

CAUSES.

Hereditary predisposition; powerful depressing passions of the mind; the melancholic temperament in an exquisite degree; anxiety; grief; love for an absent object; excessive evacuations; intemperance in the use of spirituous liquors.

DIAGNOSIS.

From hypochondriasis. By the dyspeptic symptoms being much less, or entirely absent; by the mental derangement being more considerable, and amounting to the melancholic delirium above described.

PROGNOSIS.

Favourable. The disease arising from accidental circumstances, and being of short duration; supervening fever; diarrhoea; cutaneous eruption; the mind still capable of being diverted from its melancholy train of thought to other objects; sound sleep.

Unfavourable. The disease being the effect of hereditary predisposition, or of the melancholic temperament exquisitely formed; its being of long standing; supervening an epilepsy or palsy.

TREATMENT.

Indications. { To interrupt the attention of the mind to its accustomed object;—

By presenting an interesting variety of objects, and subjects of attention; carefully guarding against the appearance of their being intentionally introduced.


By travelling; by resorting to places of public amusement; by the society of the gay and the convivial; by exciting pas-

sions of a nature opposite to those that have prevailed during the disorder ; rousing the courage and resolution of the timid ; cheering the gloomy with merriment and pleasure ; while the violent and passionate should be restrained by fear.

By the introduction of sports and rural pastimes ; and likewise of such employment as consists in a moderate exercise of the faculties of the mind : thus the literati may be amused with philosophical questions ; the farmer with discourses on agriculture, and the sailor with naval affairs.

By music of the more exhilarating kind.

The melancholic may be conducted to the different places of summer resort, under the pretext of drinking the waters which they afford.



MANIA, OR RAVING OR FURIOUS MADNESS.

SYMPTOMS.

Delirium without fever ; severe pains in the head ; noise in the ears ; redness of the face ; peculiar wildness of the countenance ; rolling and glistening of the eyes ; grinding of the teeth ; loud roarings ; violent exertions of strength ; absurd incoherent discourse ; unaccountable malice to certain persons ; particularly to their nearest relatives and friends ; a dislike to such places and scenes as formerly afforded particular pleasure ; a diminution of the irritability of the body with respect to the morbid effects of cold, hunger, and watching ; together with a full strong pulse.

Maniacs have frequently lucid intervals ; hence called lunatics.

CAUSES.

Hereditary predisposition ; sanguineous temperament ; violent and stimulating emotions of the mind ; uncurbed and immoderate indulgence of any passion ; violent exercise ; frequent intoxication ; sedentary life ; abstruse study ; suppression of periodical and other evacuations ; excessive discharges ; tumors compressing the brain ; preceding attacks of epilepsy, fever, &c.

Proximate. Increased and inordinate excitement of the sensorium.

DIAGNOSIS.

From phrenitis. By the latter being accompanied with fever, the former not.

PROGNOSIS

Favourable. The mania arising in consequence of some other disease ; the attacks being slight, and not frequent in their recurrence ; hæmorrhage ; diarrhœa ; scabby angry eruptions ; hæmorrhoidal or menstrual discharge ; supervening fever.

TREATMENT.

Indications. { 1. To gain a perfect command over the maniac.
2. To diminish the preternatural action of the brain.

The first indication is sometimes to be effected by gentle and conciliating treatment ; but more frequently by inspiring him with awe and dread by coercion ; tempered, however, with proper mildness and humanity, upon gaining the confidence of the maniac, will in great measure depend the success of the after-treatment.

The second indication is sometimes fulfilled by,—

1. Engaging the patient in some exercise or pursuit, that will employ at once both the body and the mind; and thus divert the latter from pursuing one invariable train of thought; removing him from those objects with which he was formerly acquainted; frequent change of scene; a spare and low diet.

2. By bleeding; if he be of a plethoric habit, and the attack recent.

3. Purging; the drastic and the cooling purgatives have both been recommended—perhaps the former are preferable; hellebore; senna; jalap; gratiola.

4. Emetics.

5. Cold bath. Many cases are related of the success of this remedy in various publications.


6. Sedatives; as cicuta, hyoscyamus, or the union of these with camphor; digitalis. Opium has in general been found prejudicial; opiate friction has, however, been successfully used by Dr. Chiarugi of Florence.

7. Nauseating medicines; as antimonium tartarizatum, in small and frequent doses.

8. Blisters to the head; setons or issues in the neck.

9. Should madness be the consequence of great debility, as sometimes happens at the close of a fever, the opposite of the above treatment will be required; as, a nutritive and restorative diet; Peruvian bark, and other bitters; chalybeates, &c.

10. All cases that seem to be connected with scrofulous disease, syphilis, or cutaneous eruptions, should be attacked by a long course of antiscrofulous and antivenerial medicines.



CLASS III.

CACHEXIÆ;

OR,

DISEASES ARISING FROM DEPRAVED
HABIT.

CHARACTER.

DEPRAVED habit of the whole, or of a great part, of the body, without any primary febrile or nervous affection.




ORDER I.

MARCORES.

CHARACTER.

A wasting of the whole body.

PHTHISIS PULMONALIS,
OR PULMONARY CONSUMPTION.

SYMPTOMS.

Regular tubercular phthisis usually begins with a short dry cough, so slight as to become habitual before it excites the attention of the patient. The breathing is more easily hurried

by bodily motion ; the patient becomes languid and indolent, and gradually loses strength ; the pulse is small, soft, and quicker than usual ; at length, from some fresh exciting cause, the cough becomes more considerable, and is particularly troublesome during the night ; the breathing more anxious ; sense of straitness and oppression of the chest is experienced ; an expectoration takes place, at first of a frothy mucus, and is most considerable in the morning ; afterwards becoming more copious, viscid, and opaque.

The breathing becomes more and more difficult ; the emaciation and weakness go on increasing ; a pain arises in some part of the thorax, at first generally referred to the sternum, but as the disease advances is felt on one or both sides, is increased by coughing, and sometimes becomes so acute as to prevent the patient from lying upon the affected side.

The face now begins to flush ; the pulse becomes quick and hard ; the urine is high-coloured, and deposits a branny sediment ; the palms of the hands, and soles of the feet, are affected with burning heat ; the tongue, from being white, is now preternaturally clean and red ; purulent matter is expectorated ; all the symptoms are increased towards the evening ; the fever assumes the hectic form ; having an exacerbation twice in the day ; the first about noon, which is inconsiderable, and soon suffers a remission ; the other in the evening, which gradually increases until after midnight. Each exacerbation is usually preceded by severe rigors, and terminates in profuse perspiration, and the deposite of a furfuraceous sediment in the urine.

The appetite often now mends, and generally becomes better than in the first stages of the complaint ; the red vessels of the tunica conjunctiva assume a pearly white colour ; during the exacerbations, a circumscribed redness appears on each cheek, but at other times the face is pale, and the countenance dejected ; food is returned by vomiting ; a diarrhoea comes on, and generally alternates with colliquative sweats ;

the emaciation is extreme; the countenance assumes a cadaverous appearance; the cheeks are prominent; the eyes hollow and languid; the hair falls off; the nails are of a livid colour, and much incurvated; the legs swell, and are œdematous; aphthæ appear in the throat; still the appetite often remains entire, and the patient flatters himself with hopes of speedy recovery, and is often vainly forming distant projects of interest or amusement, when death puts a period to his existence.

CAUSES.

Predisposing. Hereditary predisposition; particular formation of the body; marked by long neck, prominent shoulders, narrow chest, and long slender fingers; the sanguineous temperament; constitutional irritability of the lungs; sedentary life; the scrofulous diathesis; indicated by a fine clear skin, fair hair, delicate rosy complexion, large veins, thick upper lip, weak voice, and great sensibility.

Exciting. Certain preceding diseases; as, hæmoptysis,—pneumonia, catarrh, asthma, scrofula, syphilis, variola, rubella. The dust to which certain artificers are exposed; as, needle-pointers, stone-cutters, millers, &c. The fumes of certain metals or minerals; violent and depressing passions of the mind, as grief, disappointment, anxiety; intemperance of any kind; profuse evacuations, as diarrhœa, diabetes, fluor albus, menorrhagia; continuing to suckle too long under a debilitated state; the application of cold united to moisture; as the lying in damp beds, sudden exposure to cold when the body is preternaturally warm, especially if made so by previous exertion.

Proximate. The formation of tubercles, which inflame, suppurate, and become ulcers, communicating with the bronchizæ.

DIAGNOSIS.

The infallible characteristics of confirmed phthisis are the hectic fever, with its peculiar concomitants above described; the purulent expectoration.

The distinction between pus and mucus. The former is opaque, friable, easily miscible with water, of a fetid odour, of greater specific gravity than water, sinking to the bottom of the vessel containing this fluid.

Its colour is either white, yellow, or green—when dissolved in vitriolic acid, if water be added, it either falls to the bottom, or forms an intimate mixture; making the whole uniformly turbid.

The latter is transparent, viscid, not miscible with water, inodorous; upon adding water to its solution in vitriolic acid, it separates into flocculi, and floats upon the surface.

PROGNOSIS.

Circumstances more especially *unfavourable* are, the disease arising in consequence of hereditary predisposition; from tubercles; high degree of hectic fever; great emaciation, and debility; a morbidly clean or fiery red tongue; fixed pain in the chest; colliquative sweats; expectoration of pure pus; œdema of the legs; diarrhœa; aphthæ.

TREATMENT.

Indications. { To lessen inflammation in the inflammatory stage; and to promote the healing of ulcers after suppuration has taken place.

1. By small and repeated bleedings, regulated by the strength of the patient and the period of the disease, unless the disease bear more evident marks of a scrofulous tendency.

2. Gentle laxatives, of cassia, manna, Rochelle salts.
3. Mild diaphoretics, of aqua ammoniæ acetatæ, or pulvis ipecacuanhæ compositus.
4. The occasional exhibition of an emetic : the zincum vitriolatum is preferred ; and the cuprum vitriolatum is recommended by Senter, in the Transactions of the College of Philadelphia ; and by Adair, in the Medical Commentaries.
5. Blisters, issues, or setons, opposite to the part affected with pain, are highly serviceable.
6. Nitre, in small and frequent doses.
7. Inhaling the vapour of hot water, alone, or impregnated with æther and cicuta : this is recommended by Dr. Pearson, in the Medical Commentaries.
8. By inhaling certain factitious airs : Dr. Beddoes, and other pneumatic physicians, recommend hydrogen, and hydrocarbonate.
9. Cicuta ; beginning with small doses, and gradually increasing it.
10. By digitalis ; in the praise of which Drs. Beddoes, Drake, Fowler, and others, have written. It is sometimes serviceable, more frequently otherwise. The tincture is the best preparation ; the dose should be small at first, from ten to fifteen drops, and it should be gradually increased until it reduce the energy and frequency of the pulse.
11. Tonics and chalybeates have been administered with advantage ; particularly myrrh alone, or with ferrum vitriolatum.
12. The phellandrium aquaticum is praised by Drs. Hertz and Michaelis, in Hufeland's Journal.
13. The agaricus piperatus and deliciosus, by Dr. Dufresnoy.
14. Colliquative sweats should be checked by vegetable and mineral acids.
15. Diarrhœa, by the mistura cretæ cum opio, resina acaroidis ; or by diaphoretics. See *Diarrhœa*.

16. The cough, by opiates, especially the syrupus papaveris albi ; and by demulcents. See *Catarrhus*.

17. A light and nutritive diet : the farinaceous vegetables ; milk, especially that of the ass ; acescent fruits ; the lichen islandicus boiled with milk ; the different kinds of shell-fish ; are most esteemed for the general diet.

18. Removal to a warm climate ; to Lisbon, to Madeira, to the south of France, or to the more temperate parts of our own. Moderate exercise, either by swinging, on horseback, or by sailing ; carefully guarding against a suppression of cutaneous perspiration, in consequence of the application of cold, by constantly wearing flannel next the skin ; a sea voyage ; Bristol and Seltzer waters ; stabling with cows.

ORDER II.

INTUMESCENTIÆ.

CHARACTER.

External tumor of the whole, or of the greater part of the body.



EMPHYSEMA.

This disease consists in a collection of air in the cellular membrane. It is in general confined to one place; but in a few cases, spreads universally over the whole body, and occasions a considerable degree of swelling. It is attended with an evident crackling noise, and elasticity upon pressure; and sometimes with much difficulty of breathing, oppression, and anxiety.

CAUSES.

Wounds of the lungs. It sometimes arises spontaneously, or comes on immediately after delivery, without any evident cause.

TREATMENT.

The air is to be evacuated by scarifications into the cellular membrane, assisted by proper pressure with the hand. Violent dyspnœa and anxiety are to be relieved by bleeding and laxatives; and the pain and uneasiness, arising from distention, by relaxing applications to the skin; as the unguentum spermatis ceti.



TYMPANITES, OR TYMPANY.

<i>Species.</i>	{	Tympanites abdominalis; or collection of air in the cavity of the peritoneum.
		——— intestinalis; or collection of air in the cavity of the intestines.

SYMPTOMS.

Of the tympanites intestinalis. The disease sometimes comes on suddenly; at others it is more slow in its progress, and preceded by unusual flatulency,—borborigmus, and a frequent expulsion of air upwards and downwards, attended with colic pains; the abdomen becomes considerably distended, tense, and elastic; costiveness; dysuria, and in some instances even ischuria; impaired appetite; thirst; heat; emaciation; hectic fever; not unfrequently dropsy or gangrene.

Of the tympanites abdominalis. The swelling is more equal than in the former species; the tension greater; it is more elastic; and, upon percussion, sounds like a drum or bladder filled with air. There are no emissions of flatus.

CAUSES.

Loss of tone in the intestinal canal; errors in diet; abuse of spirituous liquors; suppression of customary evacuations; a crude vegetable aliment; hysteria; gangrene.

DIAGNOSIS.

From ascites. By the absence of fluctuation, and of those symptoms which characterize the hydropic diathesis. See *Ascites*.

PROGNOSIS.

Favourable. An unpaired constitution; the air contained within the cavity of the intestines, is more favourable than when it is accumulated within the cavity of the peritoneum; explosions of flatus.

Unfavourable. The disease being of long standing; great debility; emaciation; difficult respiration; cough; hectic fever. The abdominal species mostly proves fatal.

TREATMENT.

Indications. { 1. To evacuate the air.
2. To prevent it again accumulating.

To fulfil the first indication recourse must be had to,—

1. Antispasmodics and carminatives; opium, æther, oleum anisi, assafoetida, raphanus.

R. Spiritus ætheris vitriolici compositi *dr. iij.*
 Misturæ camphoræ *oz. viij.*
 Syrupi zingiberis *oz. fs.*
 Tincturæ opii camphoratæ *oz. fs.*

M. cujus sumantur cochlearia tria magna quarta quaque hora.

Make a mixture, of which three table spoonsful are to be taken every four hours.

R. Olei essentialis anisi *gutt. xij.*
 Pulvis Arabici *dr. iv.*
 Syrupi rosæ *oz. fs.*
 Aquæ anisi *oz. viij.*

Fiat mistura, cujus sumat æger cochleariæ duo magna urgenti dolore vel flatu.

Make a mixture, of which the patient is to take two table spoonsful when the pain or flatulency are troublesome.

R. Assæfoetidæ *gr. vj.*
 Pulveris rhæi *gr. iv.*
 Olei essentialis anisi *gutt. ij.*

Fiat pilulæ duæ quarta vel sexta quaque hora sumendæ.

Make two pills to be taken every four or six hours.

R. Pilulæ ex opio *gr. j. fs.*
 Piperis Cayenensis *gr. iij.*
 Olei essentialis fœniculi *gutt. j.*

Fiat pilula sexta quaque hora sumenda.

Make a pill to be taken every six hours.

2. Warm purgative medicines and clysters.

R. Pilulæ ex aloe cum myrrha *gr.vj.*
 Piperis Indici *gutt. iij.*

Fiat pilulæ duæ.

Make two pills.

R. Extracti colocynthidis compositi *gr.vj.*
 Pilulæ galbani compositæ *gr.iiij.*
 Olei essentialis carui *gutt. j.*

Fiat pilulæ duæ.

Make two pills.

R. Pulveris aloes cum guaiaco *gr.viij.*
 Olei essentialis anisi *gutt. ij.*

Fiat pilulæ duæ.

Make two pills.

R. Tincturæ sennæ *oz.j.*
 Vini aloes *oz.ij.*
 Aquæ menthæ piperitidis *oz.iiij.*
 Syrupi zingiberis *oz.j.*

M. cujus capiantur cochlearia duo pro re nata.

Make a mixture, of which two spoonsful are to be taken occasionally.

R. Kali tartarisati *oz.fs.*
 Infusi sennæ *oz.vfs.*
 Tincturæ ejusdem *oz.jfs.*
 Syrupi zingiberis *oz.fs.*

M. sumantur cochlearia tria pro dosi.

Mix : three spoonsful to be taken for a dose.

R. Seminis fœniculi contusi oz. iij.

Aquæ ferventis oz. xvj.

Macera pro horam, dein cola pro enemate.

Macerate for an hour, then strain for an enema.

R. Infusi fœniculi oz. xij.

Tincturæ assæfœtidæ oz. fs.

Fiat enema.

Make an enema.

3. The application of cold to the abdomen, of ice or snow, or of warm stimulating plasters.

R. Olei macis oz. fs.

Cerati saponis oz. ij.

Fiat emplastrum toto abdomini imponendum.

Make a plaster to be applied to the whole abdomen.

R. Succî cicutæ spissati oz. ij.

Olei anisi dr. fs.

Fiat emplastrum.

Make a plaster.

4. Friction with warm liniments.

R. Camphoræ dr. ij.

Olei olivæ oz. j.

Spiritus terebinthinæ rectificati oz. fs.

Fiat embrocatio.

Make an embrocation.

R. Olei cajaputæ oz. j.

Spiritus terebinthinæ rectificati dr. ij.

Fiat embrocatio.

Make an embrocation.

5. Encircling the abdomen with a tight bandage.

6. In the tympanites intestinorum, advantage is occasionally obtained by the introduction of a fistula into the rectum, and suffering it to remain for some time.

7. In the latter species, paracentesis with a very small trochar or lancet has been recommended; but whether it has been performed or not, and with what advantage, I know not.

The second indication requires,—

1. Tonics; such as are recommended against dyspepsia.
2. Regular exercise.
3. Carefully avoiding all food of a flatulent nature.
4. The occasional use of stomachic aperients.



ANASARCA, OR DROPSY OF THE CELLULAR MEMBRANE.

CHARACTER.

A preternatural collection of serous or watery fluid in the cellular membrane of the whole, or part of the body.

SYMPTOMS.

The disease generally commences in the lower extremities, and first shows itself towards evening with a swelling of the feet and ancles, which by degrees ascends, and successively occupies the thighs and trunk of the body. When it has become very general, the viscera are affected in a similar way; the cellular membrane of the lungs partakes the affection; the breathing becomes difficult, and is accompanied by cough, and the expectoration of a watery fluid. The urine is small in quantity, high coloured, and deposits a reddish sediment; sometimes, however, it is of a pale whey colour, and more copious. Costiveness; insatiable thirst; the skin is generally pale and acrid; though sometimes a slight yet general inflammation takes place, when it becomes tense and shining. The water often oozes through the pores of the cuticle, or raises it in the form of small blisters; the countenance becomes sallow; torpor; heaviness; troublesome cough; slow fever.

CAUSES.

Predisposing. An hydropic diathesis.

Exciting. Certain organic diseases, producing an obstruction to the free circulation of the blood; excessive discharges; suppression of customary evacuations; exposure to a moist atmosphere; the sudden striking in of eruptive complaints; crude and indigestible aliment; drinking large quantities of watery fluids; abuse of spirituous liquors; certain preceding diseases, as inflammation, the exanthemata, especially scarlatina; jaundice; diarrhoea; dysentery; phthisis; gout; intermittents of long standing.

Proximate. Increased effusion; diminished absorption; or both united.

DIAGNOSIS.

From emphysema. By the swelling in anasarca being œdematous; in the emphysema, elastic and accompanied with crepitus; by the particular state of the urine and other symptoms above mentioned.

PROGNOSIS.

Favourable. The disease having been induced by causes which admit of easy removal; the strength little diminished; the constitution of the patient previously unimpaired; the appetite remaining entire; the respiration free; no great thirst; a gentle moisture on the skin.

Unfavourable. Concomitant organic disease; great emaciation; erysipelatous inflammation; much drowsiness; petechiæ and ecchymoses; hæmorrhage; feverish heat; great thirst; quick small pulse.

TREATMENT.

Indications. { 1. To evacuate the collected fluid.
2. To prevent its again accumulating.

The collected fluid is evacuated by,—

1. Scarifications and punctures.
2. Blisters.
3. Friction.
4. Emetics, and nauseating medicines; especially antimony tartarizatum and squills.

The haustus emeticus communis.

R. Vini ipecacuanhæ oz. fs.

Tincturæ scillæ dr. ij.

Fiat haustus emeticus.

Make an emetic draught.

5. Cathartics; of gamboge, elaterium, jalap, colocynth, calomel, gratiola, crystals of tartar.

R. Elaterii gr. ij.

Sacchari purificati dr. j.

Optime terantur simul, dein in pulveres octo æquales dividantur, quorum capiat æger unum omni horæ quadrante donec adsit catharsis.

To be rubbed well together, and then divided into eight equal powders, of which the patient is to take one every quarter of an hour until purging is produced.

R. Extracti colocynthidis compositi,

—— jalapii, aa dr. j.

Gambogiæ scr. fs.

Olei juniperi gutt. iv.

Fiat pilulæ xii. quarum capiantur tres omni hora donec alvus ter quaterve respondeat.

Make twelve pills, of which three are to be taken every hour until the bowels are moved three or four times.

R. Calomelanos gr. v.

Conservæ rosæ q. s.

Fiat pilula mane sumenda cum haustu cathartico salino.

Make a pill to be taken in the morning with the cathartic saline draught.

R. Pulveris scammonii cum calomelane scr.j.

Fiat pulvis catharticus.

Make a cathartic powder.

R. Extracti gratiolæ gr.xv.

Tincturæ sennæ dr.ij.

Infusi sennæ dr.xj.

Syrupi zingiberis dr.ij.

Kali vitriolati scr.j.

Fiat haustus catharticus.

Make a cathartic draught.

R. Herbæ gratiolæ incisæ oz.iiij.

Foliorum sennæ oz.jfs.

Succi glycyrrhizæ oz.iiij.

Electuarii e cassia oz.ij.

Aquæ distillatæ lb.jfs.

Lenitur coque per quadrantum horæ, addendo sub finem coc-
tionis,

Boil gently for a quarter of an hour, adding at the end of the
decoction,

Myrrhæ optimæ dr.j.

Kali vitriolati dr.jfs.

Cola pro uso : et sumat æger cyathum parvum pro re nata.

Strain for use, and let the patient take a small cupfull occa-
sionally.

R. Cremoris tartari oz.ij.

Pulveris zingiberis dr.j.

Syrupi simplicis q. s.

Fiat electuarium molle, de quo capiat æger cochleare medium omni quadrante horæ donec alvus copiose respondeat.

Make a soft electuary, of which the patient must take a dessert spoonful every quarter of an hour until the bowels are copiously moved.

6. Diuretics; of colchicum, squills, kali acetatum, digitalis, cream of tartar, spiritus ætheris nitrosi, cantharides, juniperus, raphanus rusticus, sinapi, genista, the lactuca virosa, tinctura nicotianæ.

R. Aceti colchini oz.fs.

Syrupi corticis aurantii oz.jfs.

Fiat syrupus, cujus sumat æger cochleare minimum omni bihorio vel subinde donec nauseam promoveat.

Make a syrup, of which the patient must take a tea spoonful every two hours, or now and then until it produces a nausea.

R. Pilulæ e scilla gr.x.

Fiat pilulæ duæ sexta quaque hora sumendæ.

Make two pills to be taken every six hours.

R. Pilulæ e scilla gr.vj.

— ex hydrargyro gr.ijfs.

Fiat pilulæ duæ nocte maneque capiendæ.

Make two pills to be taken night and morning.

R. Pulveris digitalis gr.fs—j.

Calomelanos gr.¼—fs.

Pilulæ e scilla gr.vj.

Fiat bolus ter in dies adhibendus.

Make a bolus to be taken thrice a day.

R. Pulveris scillæ gr.j.
 Pilulæ ex hydrargyro gr.ijss.
 Extracti taraxaci gr.vj.
 Olei juniperi gutt.j.

Fiat pilulæ duæ ter in die sumendæ.
 Make two pills to be taken thrice a day.

R. Tincturæ scillæ gutt. xx.
 Kali preparati gr.vj.
 Misturæ camphoræ dr.xij.
 Syrupi zingiberis dr.j.

Fiat haustus ter in die sumendus.
 Make a draught to be taken thrice a day.

Aceti scillæ gutt. xx—LX.

Ter in die ex quovis vehiculo idoneo capiendus.
 To be taken thrice a day in any proper vehicle.

R. Kali acetati scr.j.
 Infusi quassia dr.xij.
 Tincturæ digitalis gutt. x.

Fiat haustus ter in die capiendus.
 Make a draught to be taken thrice a day.

R. Kali preparati scr.j.
 Aceti distillati ferventis q. s.
 ad saturationem ejus.
 Misturæ camphoræ dr.x.
 Tincturæ digitalis gutt. x.
 Syrupi zingiberis dr.j.

Fiat haustus ter in die sumendus.
 Make a draught to be taken thrice a day.

R. Cremoris tartari *dr.j.*

Kali vitriolati *gr.x.*

Pulveris rhæi *gr.ij.*

Fiat pulvis ter in die sumendus.

Make a powder to be taken thrice a day.

R. Tincturæ cantharidis *gutt. x—xl.*

Spiritus ætheris nitrosi *dr.j.*

Misturæ camphoræ *dr.xij.*

Syrupi zingiberis *dr.j.*

Fiat haustus ter in die sumendus.

Make a draught to be taken thrice a day.

R. Tincturæ nicotianæ *gutt. x—lx.*

Infusi gentianæ compositi *dr.vj.*

Aquæ pimento *dr.x.*

Fiat haustus ter in die sumendus.

Make a draught to be taken thrice a day.

R. Succī lactuæ virosæ spissati *gr.x.*

Fiat pilulæ duæ ter in die capiendæ.

Make two pills to be taken thrice a day.

R. Succī lactuæ virosæ spissati *scr.jʒs.*

Infusi gentianæ compositi *dr.x.*

Aquæ menthæ piperitidis *dr.ij.*

Spiritus juniperi compositi *dr.j.*

Fiat haustus ter in die sumendus.

Make a draught to be taken thrice a day.

R. Radicis raphani rustici excisæ oz.ij.

Seminis sinapeos albæ oz.jss.

Baccæ juniperi contusæ oz.iiij.

Vini albi Hispanici lb.iiij.

Digere per dies octo, dein cola :—capiat æger cyathum parvum vinosum bis quotidie.

Digest for eight days, and then strain :—the patient to take a small wine glass full twice a day.

7. Diaphoretics ; pulvis ipecacuanhæ compositus ; camphor ; antimony ; assisted by tepid diluents ; the vapour bath ; the copious use of aqueous diluents ; water impregnated with tinctura ferri muriati.

8. Bandage.

9. Mercury ; so exhibited as just to affect the gums.

The second indication demands,—

1. A light nourishing diet, with pungent aromatic vegetables ; garlic, mustard, onions, cresses ; Rhenish wine.

2. Tonics ; cinchona, angustura, quassia, preparations of steel, as recommended for dyspepsia.

3. The occasional use of diuretics and aromatics.

4. Regular exercise.

5. Cold bathing.

ASCITES, OR DROPSY OF THE ABDOMEN.

Species.	{	Peritoneal.
		Encysted.

SYMPTOMS.

Of the peritoneal. It often comes on with loss of appetite; sluggishness; inactivity; dryness of the skin; oppression of the chest; cough; diminished urine; costiveness; shortly after a protuberance is perceived in the hypogastrium, which gradually extending, at length occupies the whole abdomen, which uniformly becomes swelled and tense, in a small degree elastic, and communicates to the hand, when struck against it, the sensation of its containing an undulating fluid. See *Paracentesis Abdominis* in works on surgery.

As the distention increases, the difficulty of breathing becomes more considerable; the countenance exhibits a pale or bloated appearance; immoderate thirst; dry parched skin; high-coloured, thick, and scanty urine; depositing a late-ritious sediment; the pulse sometimes quickened, sometimes preternaturally slow and soft. The disease seldom continues long without inducing an anasarious state of the lower extremities.

The *encysted dropsy* is seldom preceded, or in the first instance accompanied, with any cachectic state of the system; it is distinctly observed to begin in a particular part of the abdomen, and thence gradually to diffuse itself throughout the whole cavity; the strength of the patient is long unimpaired;

and the appetite and respiration continue good ; until the bulk and pressure of the fluid brings on various constitutional effects, which usually attend the true ascites in its early stages.

CAUSES.

In addition to the general causes of dropsy (see *Anasarca*), certain local affections, as diseases of the viscera of the abdomen ; scirrhusities of the liver, spleen, or pancreas ; enlargement of the mesenteric glands ; loss of tone in the peritoneum after pregnancy, or from atonic inflammation ; local injury.

DIAGNOSIS.

The fluctuation of the contained fluid ; the diminished urine ; the general leucophlegmatic appearance of the patient.

From tympanites.—See *Tympanites*.

From pregnancy.—Consult the signs of pregnancy delivered by authors on midwifery.

PROGNOSIS.

Favourable. The urine little diminished, or becoming more copious ; the swelling of the abdomen diminishing ; the skin ceasing to be dry ; the respiration becoming free ; the strength originally little impaired.

Unfavourable. Great emaciation ; sympathetic fever ; intense local pain ; coma ; the disease having been induced by a state of the liver, brought on by the abuse of spirituous liquors ; or the constitution otherwise impaired.

TREATMENT.

Indications. { 1. To evacuate the fluid.
2. To prevent a second accumulation.

The first is effected by,—

1. Purgatives, such as are recommended against anasarca.
2. Diuretics, similar to those ordered for anasarca.
3. Friction of the abdomen with camphorated oil.
4. After a fair trial has been given to these remedies, which increase the natural secretions, without effect, and the pressure and tension of the abdomen become insupportable, recourse must be had to paracentesis of the abdomen; the performing of which belongs to surgeons.

The re-accumulation is sometimes prevented,—

1. By removing the causes which induced the disease; and by strengthening the tone of the parts in particular, and of the system in general.
2. If the disease proceed from chronic visceral obstruction, by mercury, administered both internally, and externally by friction to the abdomen; the union of squill with calomel; or of calomel with antimony.
3. If from relaxation, by tonics, aromatics, stimulants; as directed for anasarca.



HYDROTHORAX, OR DROPSY OF THE CHEST.

- Species.* {
1. In the cavity of the pleura.
 2. In the cavity of the pericardium.

SYMPTOMS.

Of water in the cavity of the pleura. Great difficulty of breathing, increased upon exertion; and most considerable during the night, when the body is in an horizontal posture; distressing sense of weight and oppression at the chest; the

countenance is pale; sometimes, however, it has the asthmatic purple tinge, and conveys a peculiar and striking expression of anxiety; the urine is in small quantity; great thirst; anasarca of the upper extremities; the pulse is irregular; often intermitting for two, sometimes for three strokes; palpitation of the heart; sometimes so great as to be both seen and heard; cough, with expectoration generally tinged with blood; in describing his complaint, the patient frequently mentions his having the sensation of breathing through water; difficulty of lying upon one side; and when the disease exists in both cavities of the chest, the patient is incapable of lying down at all, and is obliged to be supported by pillows in an erect position; his sleep is disturbed by dreadful dreams, of fire, of drowning, of falling down precipices, &c; and frequently he awakes with a sense of suffocation, suddenly starts from his bed, and is some time before he recovers his recollection; the arm of the side in which the water is collected is generally cold and torpid, and often affected with numbness.

Of water in the cavity of the pericardium. In addition to many of the above symptoms, the heart in this disease is greatly enlarged, so as to be felt to palpitate, even as low as the seventh or eighth rib. The irregularity of the pulse is more remarkable; at one instant it is imperceptibly small and rapid, in the next a remarkably hard wire. The difficulty of breathing often assumes an intermittent form, and in the paroxysm is much more severe and distressing. Anasarca of the extremities takes place in the advanced period of the disease; and there is the same starting from sleep as in the true hydrothorax.

CAUSES.

The general causes of dropsy (see *Anasarca*); obstruction to the free circulation of the blood through the lungs, by disease of the thoracic viscera, or loss of tone in the membranes lining the chest.

DIAGNOSIS.

The distinguishing symptoms are, the extreme difficulty of breathing; the incapacity of lying upon one, sometimes upon either side; the sudden starting from sleep; the peculiar pulse before described; the striking appearance of the countenance; the numbness of the arms; palpitation of the heart.

From collections of matter and blood. By the characteristic marks enumerated by writers on surgery, when treating of such diseases of the chest.

From syncope anginosa. The one disease consists of distinct paroxysms; each of which is brought on by certain exciting causes (see *Syncope Anginosa*). In the other the symptoms are usually permanent; the peculiar sensation of heat extending to the arms, which takes place in syncope anginosa, is rarely felt in hydrothorax. When syncope has long existed, and the symptoms have become less marked than in its first attack, a distinction is extremely difficult to be formed.

PROGNOSIS

Will always be unfavourable; more especially when hydrothorax is the consequence of organic disease; when it occurs in a shattered constitution; when the symptoms become more and more severe, and are attended with coma and spitting of blood.

TREATMENT.

The same evacuant plan is here to be pursued as recommended for the cure of anasarca and ascites.

The diuretics most usually employed are, digitalis, squill, crystals of tartar. See *Treatment of Anasarca*.

If there be much debility, myrrh combined with spiritus ætheris nitrosi, or other tonics and diuretics united; with the addition of frequent blisters to the chest.

R. Myrrhæ optimæ scr. ss.
Spiritus ætheris nitrosi dr. j.
Infusi rosæ dr. xij.
Syrupi ejusdem dr. j.

Fiat haustus ter in die capiendus.
Make a draught to be taken thrice a day.

R. Myrrhæ optimæ scr. ss.
Olei essentialis juniperi gutt. ij.
Pulveris rhæi q. s.

Fiat bolus ter in die sumendus.
Make a bolus to be taken thrice a day.

If these means should be ineffectual, and the disease appear to be purely local, recourse should be had to the operation of paracentesis thoracis.

Inhalation of oxygen gas is said to have been successfully tried.

HYDROCEPHALUS, OR WATER IN THE HEAD.

SYMPTOMS.

Languor, inactivity, loss of appetite, nausea, vomiting, parched tongue, hot dry skin, flushing of the face, and other symptoms of pyrexia; pain over the eyes; great sensibility to light; suffused redness of the eye; the pain in the head becomes extremely acute; it comes on at intervals, and occasions the sufferer to utter piercing screams, at the same time compressing the forehead with his hand; disturbed sleep; extreme restlessness; flushed countenance; costiveness.

In a short time the pupils of the eyes begin to dilate; strabismus comes on; the vomiting and pain in the head become more violent, especially in the evening; at length the pain diminishes, and sleepiness succeeds a constant state of watching; the pulse, before increased in quickness, is now preternaturally slow and often intermitting; the strabismus increases; the pupils become more dilated, and cease to contract on their being exposed to light; double vision, or complete loss of sight, with lethargic torpor, succeed.

After a shorter or longer continuance of the second stage, the pulse again returns to a febrile state, and becomes so extremely small and rapid as to be with difficulty numbered; the eyes are now inflamed; extreme difficulty of breathing; stertor; the evacuations become involuntary; maculæ sometimes appear about the joints, and in different parts of the body; and at length the patient expires in dreadful convulsions.

CAUSES.

The disease is almost peculiar to children, and more frequently attacks the scrofulous; it seems to originate in a weakened state of the organ itself.

The proximate cause in some cases appears to be inflammation, which terminates by inducing an effusion of watery fluid.

In other cases the proximate cause would seem to be the same as that of the other species of dropsy; increased exhalation, or diminished absorption, or both.

DIAGNOSIS.

The pathognomonic symptoms are the excruciating pain in the head, vomiting, impatience of light; followed by strabismus, dilated pupil, and profound stupor. The pulse at first preternaturally quick, afterwards becoming inordinately slow.

PROGNOSIS

Will ever be unfavourable, more especially where the coma is great, with total loss of sight, and weak intermitting pulse; the head greatly enlarged, apoplectic stertor, difficult respiration, and involuntary evacuations.

TREATMENT.

- Indications.* { 1. To lessen inflammation in the inflammatory stage.
2. To promote the absorption of the fluid, when effusion has taken place.

The inflammation is subdued by,—

1. Bleeding; the application of leeches to the temples, by opening the temporal artery, or the jugular vein.
2. Cathartics; of jalap, calomel, or soluble tartar.

R. Pulveris e scammonio cum calomelane *scr. ss. dr. ss.*
Fiat pulvis catharticus ex pauxillo mellis sumendus.
Make a cathartic powder to be taken in a little honey.

R. Calomelanos *gr. ij.*

Pulveris antimonialis *gr. j.*

Fiat pulvis omni bihorio adhibendus ex quovis vehiculo crasso.
Make a powder to be given every two hours in any viscous or mucilaginous vehicle.

3. Diaphoretics; especially antimonials.
4. Nitre in large doses with digitalis.

R. Nitri purificati *gr.vj.*
 Tincturæ digitalis *gutt. x.—xl.*
 Aquæ ammoniæ acetatæ *dr.ij.*
 — distillatæ *dr.v.*
 Syrupi croci *dr.j.*


Fiat haustus infanti æt. 4 adhibendus tertia quaque hora.

Make a draught to be given to an infant of four years of age every three hours.

5. Blisters, and cold applications to the head; cloths wetted with cold water, or vinegar and water, and so applied as not to interfere with blistering.

The second indication requires,—

1. Mercury; mercurial friction externally, calomel taken internally.
2. Digitalis; either alone, or united with calomel.
3. Tonics; the ferrum ammoniacale, ferrum vitriolatum, or those recommended for the cure of anasarca.



RACHITIS, OR RICKETS.

This disease is peculiar to infants and children, between the sixth month and the second year of their age. Its usual symptoms are weakness; a white or leucophlegmatic appearance of the whole body; a bloated or very florid countenance; soft flesh; disinclination and dislike to motion; enlarged abdomen, head, and joints; the wrists and ancles enlarge first, then all the bones as it were swell and become soft, especially the more spongy ones. The pulse is quick and feeble; the appetite and digestion usually bad. Dentition is generally

late, though not frequently difficult, but the teeth decay soon after they appear, and fall out.

When the disease has made much progress, the cylindrical bones bend; the ribs also, and even the spine, incurvate.

CAUSES.

Scrofula; any cause inducing general weakness and relaxation. It frequently arises from unhealthy parents; especially from mothers who pass too sedentary a life in bad air, and feed upon a poor and watery diet; from children's food being weak, watery, or too viscid to be properly digested; but, above all, perhaps from bad nursing, or children being left wet, dirty, or exposed to a cold moist air without sufficient covering; from want of proper exercise, and from close and crowded apartments; from being kept too long at the breast; from sucking a nurse whose milk is impoverished by irregularity; lastly, from the constitution being enfeebled by disease in early infancy, especially weak bowels.

TREATMENT.

Indications. { 1. To brace and strengthen the solids.
2. To promote digestion and the formation of a good chyle.

These ends will be promoted by,—

1. Wholesome and dry food; good bread or biscuit, and roasted meats rather than boiled, with a little port wine. Should the child be too young to eat flesh meats, its diet ought to consist of milk, rice, millet, pearl-barley, salop, arrow-root, semolina, with spices, &c.

2. Good nursing, with regular exercise in a pure dry air.

3. Chalybeates and tonics; especially steel wine, muriated iron, carbonated iron, bark, colombo, and myrrh.

R. Vinī ferri *dr.j.*

Natri preparati *gr.ij.*

Aquæ distillatæ *dr.ij.*

Syrupi simplicis *dr.j.*

Fiat haustulus ter in die adhibendus.

Make a draught to be given thrice a day.

R. Tincturæ ferri muriati *gutt. ij.*

Syrupi rosæ *dr.j.*

Fiat syrupus ter in die capiendus.

Make a syrup to be taken thrice a day.

R. Salis essentialis cinchonæ *gr.v.*

Vini rubri *dr.ij.*

Fiat haustulus ter in die exhibendus.

Make a draught to be given thrice a day.

R. Myrrhæ optimæ,

Pulveris colombæ, *aa gr. iv.—x.*

Fiat pulvis ex pauxillo syrupi bis quotidie adhibendus.

Make a powder to be given in a little syrup twice a day.

4. Cold bath, and friction with warm flannel.

5. The mineral and vegetable alkalies are also esteemed by some.

6. Phosphorated medicines have lately been exhibited with advantage, especially the phosphate of lime and phosphate of soda.

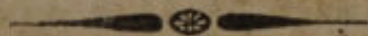
If the child be of a gross habit, a calomel purge should be given occasionally.

ORDER III.

IMPETIGINES.

CHARACTER.

Cachexy, chiefly deforming the skin and external parts of the body.



SCROFULA.

The various external and local appearances produced by this disease are described by writers on surgery.

Its first appearance is usually between the third and seventh years of age, or at any period before the age of puberty; after which it seldom makes its first attack. It most commonly affects children of a lax habit, with smooth, soft, and fine skins; fair hair; a peculiar fulness and rosy appearance of the face; large eyes, and very delicate complexions. It is also apt to attack such children as shew a disposition to rachitis; marked by a protuberant forehead, enlarged joints, and tubid abdomen.

CAUSES.

It seems to be peculiar to cold and variable climates; it is the effect of an hereditary predisposition; and is excited by crude indigestible food, bad water, living in damp low situations, debility however induced, syphilis.

TREATMENT.

The remedies which have been employed with the greatest success are,—

1. Sea bathing, and living by the sea side.
2. Mineral waters, the sulphureous and chalybeate.
3. Tonics; especially Peruvian bark, myrrh, ferrum vitriolatum, ferrum ammoniacale.
4. The inhalation of oxygen gas.
5. The juice of the fresh leaves, or strong decoction of the dried leaves, of the tussilago.
6. Mercurial alteratives; the hydrargyrus cum sulphure, Plummer's pill, calomel.
7. Antimonials, with decoctions of guaiacum, sarsaparilla, sassafras, mezereon, and dulcamara.
8. Muriated barytes, and muriate of lime.
9. Cicuta.
10. Lime-water.
11. Alkalies; especially soda with Peruvian bark.
12. Burnt sponge, light, nutritive, and generous diet, pure dry air, friction, moderate exercise.

SCORBUTUS, OR THE SCURVY.

SYMPTOMS.

Heaviness, weariness, dejection of spirits, anxiety and oppression at the præcordia. As the disease advances, the countenance becomes sallow and bloated; respiration is hurried by the least exertion; the breath becomes offensive; wandering pains are felt in different parts of the body, particularly during the night; the pulse is small and frequent; the gums swell, become spongy, and bleed upon the slightest touch; they separate from the teeth, which become loose; petechiæ and maculæ appear in various parts; the slightest scratches degenerate into foul and ill-conditioned ulcers; spontaneous ulceration likewise takes place upon the gums, and upon the surface of the body; the joints become swelled and stiff; the tendons of the legs rigid, contracted, and exceedingly painful; the bowels are either obstinately constipated, or there is a diarrhœa; the urine is high-coloured, covered with an oily pellicle, and changes vegetable blues to a green colour; great emaciation ensues; passive hæmorrhagies take place from the nose, the ears, the anus, and even from the extremities of the fingers; all the excretions become intolerably fetid; still, however, the appetite frequently remains entire, and the patient retains his intellectual faculties, until death relieves him from a horrid complication of misery.

CAUSES.

Defect of nourishment; diet of salted or putrescent food, with deficiency of vegetables; want of cleanliness; cold united to moisture, or the transition from a warm to a cold temperature; want of exercise; depressing passions of the mind.

DIAGNOSIS.

From malignant fever. By the absence of feverish symptoms; by the intellectual faculties being little impaired; by the disease coming on more gradually, and continuing a much longer time; by its not being contagious.

PROGNOSIS

Will be drawn from the severity of the disease; the situation of the patient with respect to vegetable diet, or other proper substitute.

Favourable circumstances. The constitution not having been weakened by previous disease; little reduction of strength; moist skin; bilious diarrhoea; the patient capable of muscular motion; slow pulse; the petechiæ, if any appear, being of a bright red colour; the absence of ulceration.

Unfavourable. Great prostration of strength; redness of the eyes; flushed countenance; quick weak pulse; profuse hæmorrhages of dissolved blood; petechiæ and maculæ of a dark livid colour; extreme oppression at the præcordia; fetid and involuntary evacuations.

TREATMENT.

- Indications.* {
1. To correct the septic tendency of the fluids.
 2. To palliate urgent symptoms.
 3. To restore the tone of the solids.

The first indication is fulfilled by :—

1. Vegetable food of every description ; the vegetable acids ; as the orange, the lime, the lemon, or the citric acid in a concrete form ; if there be great prostration of strength, they may be united with wine.
2. Fermented and fermenting liquors ; as ale, cyder, spruce beer, infusion of malt, fermenting wines, &c. the subacid fruits ; sugar.
3. Oxygen ; which may be breathed or given in the oxygenated muriate of potash.
4. A solution of nitre in common vinegar.
5. Mineral acids ; more particularly the oxygenated muriatic, the nitric, and sulphuric.
6. The utmost attention to cleanliness.
7. Diaphoretics ; especially the serum sinapeos.
8. Occasional aperients of infusion of tamarinds, cream of tartar.

With regard to the second indication,—

Ulcerations of the gums require astringent gargles of alum, muriatic acid, *mel æruginis*, decoction of bark, the steam of vinegar.

Acute pains are relieved by opium.

Oppression at the chest, and difficulty of breathing, by blisters.

Contractions of the muscles of the legs, by fomentations of vinegar and water, or emollient cataplasms ; frictions.

Scorbutic ulcers upon the surface of the body, by the means recommended in practical works on surgery.

The third indication requires,—

1. Pure, temperate, and dry air.
2. Regular exercise.
3. A nutritive diet of recent animal and vegetable food.

4. Tonics and astringents, of Peruvian bark, the mineral acids, preparations of iron.

5. Stimulants, of raphanus rusticus, wine, &c.

ICTERUS, OR JAUNDICE.

SYMPTOMS.

Languor; inactivity; loss of appetite; sense of uneasiness or pain in the right hypochondrium; heat and pricking of the skin; bitter taste in the mouth; the tunica conjunctiva of the eye is perceived to become of a yellow colour, and soon afterwards the whole surface of the body; the urine is high-coloured, and tinges linen yellow; nausea; vomiting; obstinate costiveness or diarrhoea; the stools are of a clay colour; the pulse is generally slow, yet sometimes, especially where the pain is acute, it becomes quick and hard, and there is a feverish heat and dryness of the skin. Should the disease be long protracted, petechiæ and maculæ sometimes appear in different parts of the body; the skin, before yellow, turns brown, or livid; even passive hæmorrhages and ulcerations have broken out, and the disease has in some instances assumed the form of scurvy.

CAUSES.

Biliary calculi in the gall-bladder, or its duct; inspissated bile; spasmodic contraction of the ducts themselves, often from passions of the mind; pressure upon the ductus communis choledocus; either by collections of hardened fæces, by

tumors of neighbouring viscera, as of the pancreas, of the mesenteric glands, of the pylorus of the stomach, &c. diseases of the liver itself; as inflammation, partial scirrhus, &c. the active operation of some poisons and purgatives; morbid redundancy of bile.

Proximate. The absorption or regurgitation of bile into the sanguiferous system.

DIAGNOSIS.

The characteristic symptoms which distinguish this from every other disease, are, the yellow colour of the skin, more especially observable in the tunica conjunctiva of the eye; the bitter taste in the mouth; the yellow tinge communicated to linen by the urine; the white or clay-coloured fæces; added to the sense of pain or uneasiness in the right hypochondrium.

PROGNOSIS.

Favourable. The disease having arisen from a cause that admits of easy removal; as spasm, accumulated fæces, the temporary pressure during pregnancy, &c. &c. the strength and appetite little impaired; the disease suddenly appearing; cessation of local pain, followed by bilious diarrhœa.

Unfavourable. Circumstances leading to the suspicion of the disease having originated in a scirrhus state, either of the liver itself, or of the neighbouring viscera; as the previous irregular life of the patient, long-continued local pain and tumor, &c. Symptoms of hectic; colliquative evacuations; symptoms showing a determination to the head; as vertigo, flushed countenance, headache; supervening anasarca; its being complicated with any other disease.

TREATMENT.

- Indications.* {
1. To remove the cause of obstruction to the passage of the bile into the duodenum.
 2. To palliate symptoms.

If it arise from calculus, from spissitude of the bile, or spasm, and is attended by much pain, or symptoms of fever, recourse must be had to,—

1. The warm bath; fomentations and blisters to the hypochondria.
2. Gentle emetics, where the local pain is not acute.
3. Cathartics; aloes, castor oil, soap, calomel.
4. Emollient clysters.
5. Opium, cicuta, hyoscyamus, tepid diluents, where the pain is evidently spasmodic.
6. Lithontriptics, of natron, soap; also raw eggs, turpentine with æther, and stomachic bitters—colombo, gentian.
7. Bath and Cheltenham waters.

If from inflammation,—by the means laid down for the cure of hepatitis.

If from scirrhus tumors,—mercury, internally and externally, by friction, upon the abdomen; cicuta; electricity, and other means elsewhere recommended.

If from accumulations of hardened fæces in the intestines,—brisk cathartics; copious enemata; dashing cold water upon the extremities.

Should the disease assume the scorbutic form,—acids, and other remedies adapted to that complaint, must be had recourse to.

A

GLOSSARY,

OR

EXPLANATION OF TERMS.



A

Adynāmie (Adynamia, æ, f. from α privative, and δυναμις, power). A defect of vital power. The second order of the class Neuroses.

Alteratives (Alterantia; from altero, to change). Medicines which re-establish health without producing any sensible evacuation.

Anasarca (Anasarca, æ, f. from ανα, along, and σαξ, the flesh). Dropsy of the cellular membrane.

Anomalous. A disease whose symptoms do not appear with regularity; and also a disease with such varied symptoms as not to come under the description of any known affection.

Antiphlogistic (Antiphlogistica; from αντι, against, and φλεγω, to burn). Medicines or diet which oppose inflammation.

Antiseptics (Antiseptica; from αντι, against, and σπω, to putrefy). Medicines which prevent and stop the progress of putrefaction.

- Antispasmodics* (Antispasmodica; from *αντι*, and *σπασμος*, a spasm). Medicines which allay spasmodic affections.
- Aperients* (Aperientia; from *aperio*, to open). Medicines which gently open the bowels.
- Aphthæ* (Aphthæ, arum, f. from *απλω*, to inflame). The thrush.
- Apoplexia* (Apoplexia, æ, f. from *αποπλησσω*, to strike or knock down.) Apoplexy.
- Apyrexia* (Apyrexia, æ, f. from *α*, and *πυρεξια*, a fever). Without fever.
- Ascāris* (Ascaris, ūdis, f. from *ασκειω*, to move about). A genus of intestinal worms.
- Ascītes* (Ascites, æ, m. from *ατηρ*, a sac or bottle). Dropsy of the belly.
- Asthma* (Asthma, atis, n. from *ασθμαζω*, to breathe with difficulty.) A disease so called.

C.

- Cachexia* (Cachexia, æ, f. from *κακος*, bad, and *εξω*, a habit). A bad habit of body. Cachexiæ is the name of the third class of diseases in Cullen's nosology.
- Carminatives* (Carminativa; from *carmen*, a verse or charm, because practitioners in ancient times ascribed their operation to a charm or enchantment). A term given to those substances which allay pain and dispel flatulency in the primæ viæ.
- Catarrhus* (Catarrhus, i, m. from *καταρρεω*, to flow down). A catarrh, or cold.
- Cathartics* (Cathartica; from *καθαίρω*, to purge). Medicines which increase the number of alvine evacuations.
- Chlorōsis* (Chlorosis, is, f. from *χλωρος*, green, pale; from the yellow greenish look those have who are affected with it). The greensickness.
- Cholera* (Cholera, æ, f. from *χολη*, bile, and *ρεω*, to flow). A disease that consists in a purging and vomiting of bile.
- Chorēa Sancti Viti* (Chorea; from *χορευω*, dancing). St. Vitus's dance; so called from some devotees of St. Vitus having exercised themselves so long in dancing that their intellects

were disordered, and could only be restored by dancing again at the anniversary of St. Vitus.

Colīca (Colica, æ, f. from *κολον*, the colon, one of the large intestines). The colic.

Coma (Coma, atis, n. from *κειω*, to lie down). A propensity to sleep.

Comāta (Comata; from *coma*, sleep). The first order of the class Neuroses.

Coryza (Coryza, æ, f. from *καρα*, the head, and *ζιω*, to boil). An increased discharge of mucus from the nose.

Crisis (Crisis, is, f. from *κρινω*, to judge). The sudden change of symptoms in acute febrile diseases indicating recovery or death.

Cynanche (Cynanche, es, f. from *κυων*, a dog, and *ανχω*, to suffocate; so called from dogs being said to be subject to it). Sore throat.

Cystītis (Cystitis, idis, f. from *κυστις*, the bladder). Inflammation of the bladder.

D.

Diabētes (Diabetes, æ, or is, m. from *δια*, through, and *βαινω*, to pass). An immoderate flow of urine.

Diagnosis (Diagnosis, is, f. from *διαγινασκω*, to discern). The discrimination of diseases.

Diaphoretics (Diaphoretica; from *διαφορεω*, to carry through). Medicines which promote perspiration.

Diarrhœa (Diarrhœa, æ, f. from *διάρρœω*, to flow through). A purging.

Diluents (Diluentia; from *diluo*, to wash away). Remedies which dilute the blood.

Dysenteria (Dysenteria, æ, f. from *δυσ*, difficulty, and *εντερα*, the bowels). Flux.

Dyspepsia (Dyspepsia, æ, f. from *δυσ*, bad, and *πιπω*, to concoct). Bad digestion.

E.

Emetics (Emetica; from *εμεω*, to vomit). Medicines which excite vomiting.

- Emmenagogues* (Emmenagoga; from *εμμηνα*, the menses, and *αγω*, to move). Those medicines which promote the discharge of blood from the uterus.
- Emollients* (Emollientia; from *emollio*, to soften). Substances which relax the living animal fibre, without producing that effect from any mechanical action.
- Emphysēma* (Emphysema, atis, n. from *εμφυσαι*, to inflate). Air in the cellular membrane.
- Emprosthotōnos* (Emprosthotonus, í, m. from *εμπροσθεν*, before or forwards, and *τεινω*, to draw). A clonic spasm, in which the body is drawn forward.
- Empyēma* (Empyema, atis, n. from *εν*, within, and *πυος*, pus). A collection of pus in the cavity of the thorax.
- Entēritis* (Enteritis, idis, f. from *εντερον*, an intestine). Inflammation of the intestines.
- Epidemic* (Morbus Epidemicus; from *επι*, upon, and *δημος*, the people). A contagious disease is so termed from its attacking many people at the same season and in the same place.
- Epilepsia* (Epilepsia, æ, f. from *επιλαμβάνω*, to seize upon; so called from the suddenness of its attack). Epilepsy.
- Epiphōra* (Epiphora, æ, f. from *επιφερω*, to carry forcibly). Involuntary flow of tears.
- Epistaxis* (Epistaxis, is, f. from *επισιζω*, to distil from). Hemorrhage from the nose.
- Errhines* (Errhina, from *εν*, in, and *ῥιν*, the nose. Those medicines which, when topically applied to the internal membrane of the nose, excite sneezing, and increase secretion, independent of any mechanical irritation.
- Erysipelas* (Erysipelas, atis, n. from *εγω*, to draw, and *πelas*, adjoining). St. Anthony's fire.
- Exacerbation* (Exacerbatio; from *exacerbesco*, to become violent). An increase of febrile symptoms.
- Exciting cause*. That which, when applied to the body under a state of predisposition, excites a disease.
- Exanthēmata* (Exanthema, atis, n. from *εξανθεω*, to spring forth, to bud). The third order of the class Pyrexia.

Expectorants (Expectorantia; from *expectoro*, to discharge from the breast). Medicines which increase the discharge of mucus from the lungs.

G.

Gangrene (Gangræna, æ, f. from *γαινα*, to feed upon). A mortification.

Gastritis (Gastritis, idis, f. from *γαστηρ*, the stomach). Inflammation of the stomach.

H.

Hæmorrhagiæ (Hæmorrhagiæ, arum, f. from *αιμα*, blood, and *ῥηγνυμι*, to break out). The fourth order of the class *Pyrexia*.

Hæmoptysis (Hæmoptysis, is, f. from *αιμα*, blood, and *πλυνω*, to spit). A spitting of blood.

Hæmatëmësis (Hæmatemesis, is, f. from *αιμα*, blood, and *εμεω*, to vomit). A vomiting of blood.

Hæmatûria (Hæmaturia, æ, f. from *αιμα*, blood, and *ουρον*, urine). Bloody urine.

Hepatitis (Hepatitis, idis, f. from *ἥπαρ*, the liver). Inflammation of the liver.

Hydrocëphalus (Hydrocephalus, i, m. from *ὑδωρ*, water, and *κεφαλη*, the head). Water in the head.

Hydrôphobîa (Hydrophobia, æ, f. from *ὑδωρ*, water, and *φοβία*, to fear). Canine madness.

Hydrothôrax (Hydrothorax, âcis, m. from *ὑδωρ*, water, and *θώραξ*, the chest). Dropsy of the chest.

Hypôchondriâsis (Hypochondriasis, is, f. from *ὑπ' ὀχονδριακος* one who is hippled). Hypochondriac affections; lowness of spirits.

Hysteria (Hysteria, æ, f. from *ὑστέρα*, the womb). Hysterics.

I.

Icterôdes (from *ικτερος*, the jaundice, and *ειδος*, resemblance).

A species of typhus is so called from the resemblance of the skin to that of jaundice.

Icterus (Icterus, i, m.). The jaundice.

Ileus (from *ilia*, the small guts). The iliac passion; an affection of the small intestines.

Impetigines (Impetigo, ginis, f. from *impeto*, to infest). The third order in the class *Cachexiæ* of Cullen.

Indication (Indicatio, onis, f. from *indico*, to shew). That which demonstrates in a disease what ought to be done.

Influenza (Influence, Ital. so named because it was supposed to be produced by a peculiar influence of the stars). An infectious catarrh.

Intumescentiæ (from *intumesco*, to swell). Swellings. The second order of the class *Cachexiæ*.

L.

Lumbricus (Lumbricus, i, m. à *lubricitate*, from its slipperiness).

M.

Mania (Mania, æ, f. from *μανομαι*, to rage). Raving or furious madness.

Marcōres (Marcor, ōris, m.). Universal emaciation. An order in the class *Cachexiæ*.

Melanchōlīa (Melancholia, æ, f. from *μελας*, black, and *χολη*, bile; because the ancients supposed that it proceeded from a redundancy of black bile). Melancholy madness.

Menorrhagīa (Menorrhagia, æ, f. from *μηνια*, the menses, and *ρηνναι*, to break out. An immoderate flow of the menses.

Miliaria (Miliaria, æ, f. from *milium*, millet; so called because the small pustules or vesicles upon the skin resemble millet-seed). Miliary fever.

N.

Narcotics (Narcotica; from *ναρκοω*, to stupefy). Medicines which ease pain and procure sleep.

Nephritis (Nephritis, idis, f. from *νεφρος*, a kidney). Inflammation of the kidney.

Neurōsēs (Neurosis, is, f. from *νευρον*, a nerve). Nervous diseases. The second class of Cullen's nosology.

O.

Opisthōtōnos (*Opisthotonus*, i, n. from *οπισθεν*, backwards, and *τεινω*, to draw) A tonic spasm of muscles, in which the body is drawn backwards.

P.

Paralysis (*Paralysis*, is, f. from *παρυσσω*, to loose). The palsy.

Paroxysm (*Paroxysmus*, i, m. from *παροξυνω*, to aggravate),
A periodical exacerbation or fit of a disease.

Pathognomic (*Pathognomicus*, i, m. from *παθος*, a disease, and *γινωσκα*, to know). A term given to those symptoms which are peculiar to a disease.

Pediluvium (*Pediluvium*, i, n. from *pedes*, the feet, and *lavo*, to wash). A bath for the feet.

Pemphigus (*Pemphigus*, i, m. from *πεμφιξ*, a bubble).

Peripneumōnīa (*Peripneumonia*, æ, f. from *περι* and *πνευμων*, the lung). Inflammation of the lungs.

Pertussis (*Pertussis*, is, f. from *per*, much, and *tussis*, cough).
The whooping-cough.

Petechiæ, (*Petechia*, æ, f. from the Italian *Petechio*, a fleabite; because they resemble the bites of fleas.

Phlegmasiæ (*Phlegmasia*, æ, f. from *φλεγω*, to burn). Inflammations. The second order in the class *Pyrexia*.

Phrenitis (*Phrenitis*, idis, f. from *φρενες*, the mind). Inflammation of the brain or its membranes.

Phthisis (*Phthisis*, is, f. from *φθιω*, to consume). Pulmonary consumption.

Pleuritis (*Pleuritis*, idis, f. from *πλευρα*, the membrane lining the lungs). Pleurisy, or inflammation of the pleura.

Pneumōnīa (*Pneumonia*, æ, f. from *πνευμων*, a lung). Inflammation of the lungs.

Podagra (*Podagra*, æ, f. from *πους*, the foot, and *αγρα*, a taking or seizure). The gout.

Predisposing cause. That which renders the body susceptible of disease.

Profluvia (*Profluvium*, i, n. from *profluo*, to run down). Fluxes.
The fifth order in the class *Pyrexia* of Cullen's nosology.

Prognōsis (Prognosis, is, f. from *πρὸ*, before, and *γινώσκειν*, to know). The judgment of the event of a disease by particular symptoms.

Pyrexia (Pyrexia, æ, f. from *πῦρ*, fire). Febrile diseases. The first class of Cullen's nosology.

Pyrosis (Pyrosis, is f. from *πυρᾶν*, to burn). The heartburn.

Q.

Quartan (Quartanus; from *quartus*, the fourth). A fourth day ague.

Quotidian (Quotidianus; from *quotidie*, daily). A daily ague.

R.

Rachitis (Rachitis, idis, f. from *ρᾶχις*, the spine of the back). The rickets.

Refrigerants (Refrigerantia; from *refrigero*, to cool). Medicines which allay the heat of the body or blood.

Resolution. A termination of febrile and inflammatory affections, in which the diseases disappear without inducing any other diseases.

Rheumatismus (Rheumatismus, i, m. from *ῥευματίζω*, to be afflicted with defluxions). Rheumatism.

Rubeola (Rubeola, æ, f. from *ruber*, red; from *rubio*, to become red). The measles.

S.

Scarlatina (Scarlatina, æ, f. from *scarlatto*, Ital. a lively red). The scarlet fever.

Scirrhus (Scirrhus, i, m. *σκιρῶς* from *σκιρᾶν*, to harden). An indolent hard tumor.

Scorbutus (Scorbutus, i, m. from *scorboet*, Germ.). Scurvy.

Scrofula (Scrofula, æ, f. from *scrofula*, a swine; because this animal is said to be much subject to a similar disorder). The king's evil.

Sedatives (Sedativa; from *sedo*, to ease or assuage). Those medicines which diminish animal energy, without destroying life.

Spasmi (Spasmus, i, m. from *σπασω*, to draw). Spasmodic diseases. The third order of the class Neuroses of Cullen

Stimulants (Stimulantia; from *stimulo*, to stir up). Medicines which rouse the animal energy.

Subsultus tendinum (from *subsilio*, to jump a little, and *tendo*, a tendon). An involuntary movement or leaping of the tendons.

Syncōpe (Syncope, is, f. from *συν*, with, and *κυπλω*, to cut or strike down). A fainting fit.

Synōcha (Synocha, æ, f. from *συνεχω*, to continue). Inflammatory fever.

Synōchus (Synochus, i, f. from *συνεχω*, to continue). A mixed fever.

T.

Tēñā (Tēnia, æ, f. a Hebrew word signifying a fillet; so named from its resemblance to a fillet or piece of tape). The tape-worm.

Tertian (Tertianus; from *tertius*, third) A third day's ague.

Tetānus (Tetanus, i, m. from *τενω*, to stretch). Spasm with rigidity.

Tinnitus aurium (from *tinnio*, to tingle). A ringing in the ear.

Tonics (Tonica; from *τονω*, to strengthen). Medicines which increase the tone of the muscular fibre.

Trichuris (Trichuris, idia, f. from *τριξ*, a hair). The long hair-worm.

Tympanītes (Tympanites, æ, f. from *τυμπανον*, a drum; so called because the belly is distended with wind, and sounds like a drum when struck). Tympany, or drum-belly.

Typhus (Typhus, i, m. from *τυφος*, stupor). A species of continued fever.

V.

Varicella (Varicella, æ, f. a diminutive of *varia*). The chicken-pox; so called from its being changeable.

Variōla (Variola, æ, f. from *varius*, changing colour; because it disfigures the skin). The small-pox.

Vesania (Vesania, æ, f.). The fourth order of the class Neuroses of Cullen.

Vermicularis (from *vermis*, a worm). Long and slender like a worm.

Volvulus (from *volvo*, to roll up). A twisting of the guts. The iliac passion.

Vomica (Vomica, æ, f.). An abcess of the lungs.

U.

Urticaria (Urticaria, æ, f. from *urtica*, a nettle). The nettle-rash.

Urtication (Urticatio; from *urtica*, the nettle). The whipping or stinging with nettles.

1807

END OF THE LONDON COPY.

Addenda.

VARIOLÆ VACCINÆ.

COW POCK AND VACCINATION.

THE truth so interesting to the human race, that VACCINATION may with confidence be resorted to as a *Preventive of Small Pox*, was first completely brought before the public, and satisfactorily proved, by the ingenious and indefatigable JENNER.

In the investigation of this most important subject he spent many years of his valuable life, and expended a considerable portion of his private fortune, for which he will, no doubt, be ultimately amply remunerated by the gratitude of the British nation, and the plaudits of an admiring WORLD.

We must refer to his writings as well as to those of Bryce, Willan, and Adams, for fuller informa-

tion on this subject than can be given in the limits we are necessarily confined to by the nature of this work.

Our chief object here must be to give
INSTRUCTIONS FOR VACCINE INOCULATION
COMMONLY CALLED
VACCINATION.

In doing this we shall of course be obliged to give such a description of the Vaccine disease, or rather process, as may answer all the claims of the young student, or practitioner, for whom this work is chiefly intended.

It is now universally allowed, that VACCINATION *effectually prevents the* SMALL POX, is never dangerous, requires no particular diet nor medicine, and may be practised at all ages, and at every season of the year.

To collect the VACCINE MATTER or FLUID.

The Vaccine Fluid may be taken from a pustule or vesicle that is making its progress regularly, and which possesses the true Vaccine character, to be hereafter explained, by puncturing with a lancet or needle in several points, and charging small square pieces of glass with it, by gently pressing them on the opened puncture, and putting two of them together, with the sides containing the matter in contact: they are then to be carefully put up in a piece of paper, and preserved as much as possible from heat and moisture.

The period most proper for taking the vaccine fluid is from the seventh to the ninth day, or before the efflorescence or secondary inflammation takes place, as unnecessary irritation is thereby avoided. But the *virus* taken even after this period, contrary to the opinion of Dr. Jenner, will produce the *genuine pock*,—as is proved by the internal or central part of the first scab that falls off, which is the true vaccine scab, being now used by physicians in vaccinating with the most complete success. In this way the matter may be kept in a cool dry place for several months, and sent to considerable distances without losing its efficacy.

To introduce the VIRUS.

The most proper places for introducing the *virus* is about midway of the arm or fore-arm. The best mode of doing it is by impregnating the point of a clean sharp lancet with the virus, and inserting it, by means of a very slight scratch, or small puncture, and wiping the point of the lancet on the punctured part. As little blood should be drawn as possible, lest the virus should be too much diluted or washed away. Fluid virus taken from a vesicle and immediately inserted without dilution is the best mode of ensuring success. In employing the matter on the glasses, first restore it to its fluid state by dissolving it in a small portion of cold water taken upon the point of a lancet; and when using the scab scrape off some of the dark, internal central part, and mix it with a little cold water on a piece of glass.

SIGNS of GENUINE VACCINATION.

A small red spot generally appears on the punctured part on the third day, which on the fourth or fifth day becomes a small vesicle, and goes on increasing, with a depression in its centre, until the ninth or tenth day, when it is generally surrounded with a rose coloured circumscribed circle, or efflorescence, which remains nearly stationary for a day or two. This efflorescence is called the AREOLA;—it is commonly in size rather larger than a dollar. On the ninth day there is frequently some pain running from the pustule along the course of the larger lymphatics. The glands under the arm swell and become painful. Soon after or about this time fever commences; which is known by chilliness, dizziness, shuddering, general heaviness, and lassitude, soreness in the limbs, and pain about the loins; sometimes by a painful tension, or uneasiness about the pit of the stomach, and not unfrequently in the upper part of the thorax.

In the greatest number of cases, the indisposition is so slight as not to prevent from following usual occupations; and in a few, the sickness is scarcely perceptible—and this last is particularly the case with infants.

On or about the eleventh or twelfth day the efflorescence begins to fade away, the pustule appears to be drying up, and gradually becomes a hard glossy scab of a dark mahogany colour.

The progressive stages of the pustule are commonly compleated in fourteen or fifteen days from the

period of vaccination, and one pustule only is produced for every puncture.

Spurious Pustule.

The most frequent deviation from the perfect pustule is that which finishes its progress much within the time limited for the genuine vesicle.

Its commencement is marked by a troublesome itching; and it forms a premature efflorescence, sometimes extensive, but seldom regularly circumscribed, or of so vivid a tint as that which surrounds the compleat and genuine pustule; and it exhibits one peculiar characteristic mark of degeneracy, by appearing more like a common *festering*, produced by any small extraneous body sticking in the skin, than a pustule excited as before described by the *vaccine virus*. The regular appearance of the vaccine vesicle is frequently destroyed, and its progress rendered uncertain, by being rubbed,—hence this should be always sedulously guarded against.

An attention to the progress of the genuine vaccine inoculation impresses on the mind of a practitioner the perfect character of the vaccine pustule. Therefore, when a deviation of any kind arises, common prudence points out the necessity of RE-VACCINATION with *virus of the most active kind*, and if possible, *taken fresh from the vaccine pustule*.

We have already mentioned, that to prevent the patient from suffering inconvenience in the vaccinated part, it is necessary that it should not be rubbed. It should be entirely loose, uncovered, and exposed to the air, particularly during the formation and existence of the areola.

The arms of adults are often inflamed from their wearing tight clothes, or using too much exercise at the period of efflorescence. This might be easily prevented by avoiding the cause.

If the pustule is rubbed and becomes a sore, Dr. JENNER recommends dropping into it a drop or two of Goulard's * extract. It may also be washed frequently with a solution of the acetate of lead, and covered with Goulard's † cerate spread on a piece of fine old linen or lint. This should be properly confined on the arm.

* Aqua lithargyri acetati.

† Ceratum lithargyri acetati.

OF WEIGHTS, MEASURES, &c.

Particularly addressed to Students.

IN Troy Weight and Avoirdupois we remark this difference, that in one pound of the former are contained only *twelve* ounces, but in the latter *sixteen*. The ounces too differ; and though the former *pound* is less than the other, yet the *ounce* is greater.*

The preparation of all medicines and compounds in the Dispensatory, as well as the extemporaneous prescriptions of medical practitioners, are adapted to the *troy* weight only; therefore, the incautious usage of the avoirdupois ounce or half-ounce weight, with the troy drachm and its subdivisions, should be avoided, otherwise the *exact* proportions, as they are set down, cannot be accurate, and by such means, the effects of a medicine may in some measure be defeated. The weight used in dispensing medicines is thus divided:—

The Pound contains Twelve Ounces.

The Ounce — Eight Drachms.

The Drachm — Three Scruples.

The Scruple — Twenty Grains.

The Measure employed in Medicine is that called Wine Measure; which is thus divided:

The Pint contains Sixteen Ounces.

The Ounce — Eight Drachms.

The Gallon — Eight Pints.

* The Troy ounce contains 480 grains, the Avoirdupois only $437\frac{1}{2}$, by which we find the latter to fall short of the ounce troy weight $42\frac{1}{2}$ grains: and therefore 10 oz. troy are nearly equal to 11 oz. avoirdupois.


Further it should be noticed, that mortars, measures, funnels, and vessels employed in the evaporation of liquids, being made of copper, lead, brass, or any mixed metal, should be used with great caution and attention to cleanliness.

This observation should be particularly attended to in the use of *mortars*, for the rubbing any of even the softer substances in a bell-metal mortar, usually imagined not easily liable to abrasion, infallibly gives them a cupreous quality; which will appear evident by adding to them a little common volatile alkali. And as to vessels made of lead, and its compounds, the deleterious effects of their use are universally known and acknowledged.

Nor are *marble mortars* altogether free from objection, on account of the calcareous particles which form their basis. If these be used in the combination of some medicines, where a mineral or vegetable acid is meant to be predominant, we shall frequently find the acid completely neutralized, by an admixture of the component parts of the marble. As a proof of this, let a few drops of any of the acids be deposited in a mortar of this kind, and a certain degree of effervescence will be immediately observed, and a chymical union will take place, so as to defeat the intention of a practitioner. Vessels and mortars should have a decided preference which are not easily acted upon, such as glass; and perhaps no mortars are more free from objection, than those of the ware invented by Mr. Wedgwood.

GALVANISM.

GALVANISM, being but a recent discovery, is yet perhaps, far from having attained that repute, at which it bids fair to arrive. So far as its medical effects have been proved, it has been found of the greatest utility in many obstinate local affections: particularly in deafness, gutta serena, sciatica, and paralysis. As a stimulant, it appears to be more powerful than the electric fluid, operating much more sensibly on the nervous system; and where the limbs have suffered from muscular or tendinous contractions, it has been often applied with unprecedented success.



ALPHABETICAL LIST

OF ALL

THE MEDICINES NOW IN USE.

WITH

THEIR VIRTUES AND DOSES.

LATIN NAMES.	ENGLISH NAMES.
Abrotani folia.	Southernwood leaves.
Absinthium.	Wormwood.
Acetum distillatum.	Vinegar, distilled.
—— scillæ; <i>olim</i> acetum scil- liticum.	—— of squill.
Acidum acetosum.	Acid, acetous.
Acidum, muriaticum; <i>olim</i> spi- ritus salis marini Glauberi.	Acid, muriatic; formerly Glau- ber's spirit of sea salt.
—— nitrosum.	—— nitrous.
—— dilutum.	—— diluted.
—— vitriolicum.	—— vitriolic.
—— dilutum.	—— diluted.
Aconitum.	Blue wolf's-bane.
Æther vitriolicus.	Æther, vitriolic.
Agrimonia.	Agrimony.
Aloes.	Aloes, gum.
Alumen.	Alum.
—— ustum.	—— burnt.
Alkohol.	Alkohol.
Allium.	Garlic.

LATIN NAMES.	ENGLISH NAMES.
Althea.	Marshmallows.
Ammonia preparata; <i>olim</i> sal volatilis salis ammoniaci.	Prepared ammonia; formerly vola- tile salt of sal ammoniac.
Ammoniacum.	Ammoniacum, gum.
Anethi semen.	Dill seed.
Angelicae folia.	Angelica leaves.
Anisi semen.	Anise seed.
Antimonium calcinatum; <i>olim</i> calx antimonii.	Calcined antimony; formerly calx of antimony.
—— tartarifatum; <i>olim</i> tar- tarum emeticum.	Tartarized antimony; formerly emetic tartar.
—— vitrificatum; <i>olim</i> vi- trum antimonii.	Vitrified antimony; formerly glass of antimony.
Apii hortensis radix.	Garden parsley root.
Aqua aluminis composita.	Compound alum water.
—— ammoniacae; <i>olim</i> spiritus salis ammoniaci.	Water of ammonia; formerly spi- rit of sal ammoniac.
—— ammoniacae acetatae; <i>olim</i> spi- ritus Mindereri.	—— of acetated ammonia; for- merly spirit of Mindererus.
—— ammoniacae purae; <i>olim</i> spi- ritus salis ammoniaci cum calce.	—— of pure ammonia; formerly spirit of sal ammoniac with lime.
—— anethi feminis.	—— of dill-feed.
—— calcis.	Lime water.
—— cinnamomi; <i>olim</i> aq. cinna- momi simplex.	Cinnamon water; formerly simple cinnamon water.
—— distillata.	Distilled water.
—— fœniculi.	Fennel water.
—— kali; <i>olim</i> lixivium tartari.	Water of kali; formerly lixivium of tartar.
Aqua lithargyri acetati; <i>olim</i> ex- tractum saturni.	Water of acetated litharge; for- merly extract of Saturn.
—— composita.	Compound water of acetated li- tharge; generally called Gou- lard's vegeto-mineral water.
—— menthae piperitidis.	Peppermint water.
—— sativæ.	Spearmint water.
—— picis.	Tar water.

LATIN NAMES.

ENGLISH NAMES.

Aqua pimento.	Pimento water.
— pulegii.	Pennyroyal water.
— rosæ.	Rose water.
Arabicum gummi.	Gum Arabic.
Argentum nitratum; <i>olim</i> causticum lunare.	Nitrated silver; formerly lunar caustic.
Arsenicum.	Arsenic.
Asari folia.	Asarabacca leaves.
Avenæ semen.	Oatmeal.

B

Balsamum capiva.	Balsam of capivi.
— Canadense.	Balsam of Canada.
— Peruvianum.	Balsam of Peru.
— Tolutanum.	Balsam of Tolu.
Bardana.	Burdock.
Barilla.	Pearl ash.
Benzoe resina.	Gum Benzoin.
Bistortæ radix.	Bistort root.
Bolus Gallicus.	French bole.
Borax.	Borax.

C

Calomelas.	Calomel.
Calamus aromaticus.	Sweet flag.
Calaminaris.	Calamine.
Calx hydrargyri alba; <i>olim</i> mercurius precipitatus albus.	White calx of quicksilver; formerly white precipitated quicksilver.
Calx viva.	Quick lime.
Campechianum lignum.	Logwood.
Camphora.	Camphor.
Canella alba, vel cortex Winteranus.	White canella, or Winter's bark.
Cantharis.	Spanish fly.
Cardamine.	Lady's smock.
Cardamomum minus.	Lesser cardamom.
Carduus benedictus.	Blessed thistle.

LATIN NAMES.

ENGLISH NAMES.

Carica.	Figs.
Carui semen.	Carraway seed.
Caryophyllus aromaticus.	Cloves.
———— ruber	Clove July-flower.
Cascarilla, vel eleutherii cortex.	Cascarilla, or eleutheria bark.
Cassia fistularis.	Pulp of cassia.
Castoreum Russicum.	Russian castor.
Cataplasma cumini.	Cataplasn of cummin.
———— sinapeos.	———— mustard.
Catechu, vel terra Japonica.	Catechu, or Japan earth.
Centaureum minus.	Lesser centaury.
Cera.	Wax.
Cerussa.	Ceruse.
———— acetata; olim saccharum saturni.	————, acetated; formerly sugar of lead.
Chamæmeli flores.	Chamomile flowers.
Chelæ cancerorum.	Crabs claws.
Cicutæ folia.	Hemlock leaves.
Cinnamomum.	Cinnamon.
Cinara folia.	Artichoke leaves.
Cineres clavellati.	Pearl, or pot ashes.
Coagulum aluminosum.	Alum curd.
Coccinella.	Cochineal.
Cochlearia hortenſis.	Garden scurvy-grass.
Colchicum.	Meadow saffron.
Colocynthis.	Coloquintida, or bitter apple, the
Colomba radix.	Columbo root. pith.
Confectio aromatica; olim con-	Aromatic confection; formerly cor-
fectio cardiaca.	dial confection.
Confectio opiata; olim philonium	Opiate confection; formerly Lon-
Londinense.	don philonium.
Contrayervæ radix.	Contrayerva root.
Corallium rubrum.	Red coral.
Coriandri semen.	Coriander seed.
Cortex Peruvianus, vel cinchonæ.	Peruvian bark.
Cornu cervi ustum.	Burnt hartshorn.
Conserva absinthii maritimi.	Conserve of sea wormwood.

LATIN NAMES.	ENGLISH NAMES.
Conserva aii.	Conserve of cuckow pint.
_____ corticis aurantii Hispa- lenfis.	_____ Seville orange peel.
_____ cynosbati.	_____ hips.
_____ iujulæ.	_____ wood sorrel.
_____ pruni sylvestris.	_____ sloes.
_____ rosæ rubris.	_____ red roses.
_____ scillæ.	_____ squills.
Creta preparata.	Prepared chalk.
Crocus Anglicanus.	English saffron.
Crocus antimonialis medicinalis.	Medicinal saffron of antimony.
Cubebæ.	Cubebs.
Cucumis agrestis.	Wild cucumber.
Cumini semen.	Cummin seed.
Cupri ærugo.	Verdigrase.
Cuprum vitriolatum.	Blue vitriol, or sulphat of copper.
Curcumæ radix.	Turmeric root.
Cydonii semen.	Quince seed.
Cynosbatus.	Dog rose, or hip.
D	
Dauci sylvestris semen.	Wild carrot seed.
Decoctum cornu cervi; <i>olim de-</i> <i>coctum album.</i>	Decoction of calcined hartshorn; formerly white decoction.
_____ cinchonæ.	_____ of Peruvian bark.
_____ pro enemate.	_____ for a clyster.
_____ pro fomento.	_____ for fomentation.
_____ hellebori albi.	_____ of white hellebore.
_____ hordei; <i>olim aqua hor-</i> <i>deata.</i>	_____ of barley; formerly barley water.
_____ hordei compositum; <i>olim decoctum pectorale.</i>	Compound decoction of barley; for- merly pectoral decoction.
Decoctum sarsaparillæ.	Decoction of sarsaparilla.
_____ sarsaparillæ compositum.	Compound decoction of sarsaparilla.
_____ ulmi corticis.	Decoction of elm bark.
Digitalis purpurea.	Purple foxglove.

LATIN NAMES.

ENGLISH NAMES.

E

Elaterium.	Elaterium.
Elemi, resina.	Elemi, the resin.
Electuarium Cassiæ.	Electuary of cassia.
————— scammonii.	————— of scammony.
————— fennæ; <i>olim</i> electua- rium lenitivum.	————— of fenna; formerly leni- tive electuary.
Eleutheriæ cortex.	Eleutheria bark.
Emplastrum ammoniaci cum hy- drargyro.	Plaster of ammoniacum with quick- silver.
————— cantharidis; <i>olim</i> em- plastrum vesicatorium.	————— of Spanish fly; formerly blistering plaster.
————— cumini.	————— of cummin.
————— ladani; <i>olim</i> emplaf- trum stomachicum.	————— of laudanum; formerly sto- machic plaster.
————— lithargyri; <i>olim</i> em- plastrum commune.	————— of litharge; formerly com- mon plaster.
————— cum gummi.	————— with gum.
————— cum hydrargy- ro; <i>olim</i> emplastrum mercuriale.	————— with quicksil- ver; formerly mercurial plaster.
————— lithargyri cum resina; <i>olim</i> emplastrum adhe- sivum.	Plaster of litharge with resin; for- merly adhesive plaster.
————— picis Burgun- dicæ.	Plaster of Burgundy pitch.
————— saponis.	Soap plaster.
————— thuris.	Plaster of frankincense.
Enulæ campanæ radix.	Elicampane root.
Eryngii radix.	Eryngo root.
Extractum cacuminis genistæ.	Extract of broom tops.
————— cascarillæ.	————— of cascarilla.
————— chamæmeli.	————— of chamomile.
————— colocynthis compo- situm; <i>olim</i> extractum catharti- cum.	Compound extract of colocynth; formerly cathartic extract.
————— cinchonæ.	Extract of bark.
————— cinchonæ cum resina.	————— of bark with the resin.

LATIN NAMES.	ENGLISH NAMES.
Extractum gentianæ.	Extract of gentian.
———— glycyrrhizæ.	———— of liquorice.
———— helleboris nigri.	———— of black hellebore.
———— jalapii.	———— of jalap.
———— ligni campechiani.	———— of logwood.
———— rutæ.	———— of rue.
———— sabinae.	———— of savine.
———— fennæ.	———— of fenna.

F

Ferri rubigo; <i>olim</i> chalybis rubigo preparata.	Rust of iron; formerly prepared rust of steel.
Ferrum ammoniacale; <i>olim</i> flores martiales.	Ammoniacal iron; formerly martial flowers.
Ferrum tartarifatum.	Tartarised iron.
———— vitriolatum; <i>olim</i> sal martis.	Vitriolated iron; formerly salt of steel.
Fœniculi dulcis semen.	Sweet fennel seed.
Fenugræci semen.	Fenugreek seed.
Filicis radix.	Male fern root.
Flores benzoës.	Flowers of benzoin.
———— sulphuris loti.	Washed flowers of sulphur.
Fowleri solutio arsenicæ.	Fowler's solution of arsenic.

G

Galbanum.	Gum Galbanum.
Galla.	Gall nuts.
Gambogia, gummi refina.	Gamboge.
Genistæ cacumina et semina.	Broom tops and seeds.
Gentianæ radix.	Gentian root.
Ginsengi radix.	Ginseng root.
Glycyrrhizæ radix.	Liquorice root.
Granati cortex et flores.	Pomegranate, the shell and flowers.
Gratiola.	Hedge hyssop.
Guaiacum lignum, cortex, et gummi-refina.	Guaiacum wood, bark, and gum.
Grana Paradisi.	Grains of Paradise.

LATIN NAMES.

ENGLISH NAMES.

H

Helleborafter.	Bears foot.
Hellebori albi radix.	White hellebore root.
———— nigri radix.	Black hellebore root.
Hordeum.	Barley.
———— perlatum.	Pearl barley.
Hydrargyrus acetatus.	Quicksilver, acetated.
———— cum creta.	———— with chalk.
———— calcinatus.	———— calcined.
Hydrargyri calx.	———— calx of.
Hydrargyrus cum sulphure; <i>olim</i>	———— with sulphur; for-
Æthiops mineralis.	merly Æthiops mineral.
———— muriatus; <i>olim</i> cor-	———— muriated; formerly
rosivus sublimatus.	corrosive sublimate.
———— mitis; <i>olim</i> calome-	———— mild; former-
las.	ly calomel.
———— nitratus ruber; <i>olim</i>	———— red nitrated; former-
mercurius precipitatus ruber.	ly red precipitated mercury.
———— purificatus; <i>olim</i> ar-	———— purified; formerly
gentum vivum.	quicksilver.
———— sulphuratus ruber;	———— sulphurated; former-
<i>olim</i> cinnabaris factitia.	ly factitious cinnabar.
———— vitriolatus; <i>olim</i> tur-	———— vitriolated; formerly
pethum minerale, vel mercur-	turpeth mineral, or yellow eme-
rius emeticus flavus.	tic mercury.
Hypericum.	St. John's wort.

I & J

Jalapii radix.	Jalap root.
Infusum gentianæ compositum;	Compound infusion of gentian;
<i>olim</i> infusum amarum simplex.	formerly simple bitter infusion.
———— rosæ; <i>olim</i> tinctura rosa-	———— of roses; formerly
rum.	tincture of roses.
———— fennæ simplex.	Simple infusion of fenna.
———— tartarifatum.	Tartarified infusion of fenna.
Ichthyocolla.	Isinglass.
Ipecacuanhæ radix.	Ipecacuanha root.

LATIN NAMES.

ENGLISH NAMES.

Iridis Florentinæ radix.

Florentine orris root.

Juniperi baccæ.

Juniper berries.

K

Kali preparatum; *olim* sal tartari.

Prepared kali; formerly salt of tartar.

— acetatum; *olim* sal diureticus.

Acetated kali; formerly diuretic salt.

— purum; *vulgo* alkali vegetabile fixum causticum.

Pure kali, or caustic vegetable alkali.

— sulphuratum; *olim* hepar sulphuris.

Sulphurated kali; formerly liver of sulphur.

— tartarifatum; *olim* tartarum solubile.

Tartarified kali; formerly soluble tartar.

— vitriolatum; *olim* tartarum vitriolatum.

Vitriolated kali; formerly vitriolated tartar.

Kino gummi.

Gum kino.

L

Lac ammoniaci.

Milk of ammoniac.

— amygdalæ; *olim* emulsio communis.

— of almonds; formerly common emulsion.

Lapis calaminaris.

Calamine stone.

Ladani gummi.

Gum ladanum.

Linimentum ammoniæ; *olim* linimentum volatile.

Liniment of ammonia; formerly volatile liniment.

— — — — — fortius.

— — — — — stronger.

— — — — — camphoræ.

— — — — — of camphor.

— — — — — saponis.

— — — — — of soap.

Lichen Islandicus.

Iceland liverwort.

Liquor acidus succini; *olim* spiritus succini.

Acid liquor of amber; formerly spirit of amber.

— — — — — volatilis cornu cervi; *olim* spiritus cornu cervi.

Volatile liquor of hartshorn; formerly spirit of hartshorn.

Lini semen.

Linseed.

LATIN NAMES.	ENGLISH NAMES.
Macis.	Mace.
Magnesia alba.	Magnesia.
—— vitriolata; <i>olim</i> fel ca-	—— vitriolated; formerly
tharticus amarus.	bitter purging salt.
—— usta.	—— calcined.
Majoranæ folia.	Marjorum leaves.
Malvæ.	Mallows.
Manna optima.	Flake manna.
—— Siciliana.	Sicilian manna.
Marrubium album.	White horehound.
Mel.	Honey.
—— rosæ.	—— of roses.
—— scillæ.	—— of squills.
Melissæ folia.	Balm leaves.
Mezerei radix et cortex.	Mézereon root and bark.
Millepedes.	Woodlice.
Mistura camphorata; <i>olim</i> ju-	Camphorated mixture; formerly
lepum e camphora.	camphor julep.
—— cretacea; <i>olim</i> julepum	Cretaceous mixture; formerly ju-
e creta.	lep of chalk.
—— moschata; <i>olim</i> julepum	Musk mixture; formerly julep of
e moscho.	musk.
Morus.	Mulberry.
Moschus.	Musk.
Mucilago amyli.	Mucilage of starch.
—— Arabaci gummi.	—— of gum Arabic.
—— feminis cydonii mali.	—— of quince seed.

N

Natron preparatum; <i>olim</i> sal sodæ.	Prepared natron; formerly salt of soda.
—— tartarifatum; <i>olim</i> sal	Tartarised natron; formerly Ro-
Rupellensis.	cheille salt.
—— vitriolatum; <i>olim</i> sal ca-	Vitriolated natron; formerly
tharticus Glauberi.	Glauber's purging salt.
—— boracitatum; <i>olim</i> borax.	Boracitated natron; formerly bo-
	rax.

LATIN NAMES.

ENGLISH NAMES.

Nicotiani folia.
 Nitrum purum.
 Nux moschata, seu myristicæ.
 — vomica.

Tobacco leaves.
 Purified nitre.
 Nutmeg.
 — vomica.

O

Oleum amygdalæ.
 — animale.
 — anisi.
 — baccæ juniperi.
 — carui essentiale.
 — caryophylli aromatici.
 — cinnamomir
 — lavendulæ.
 — limonum; *olim* essentia
 limoni.
 — lini, e feminibus.
 — menthæ piperitidis.
 — fativæ.
 — nucis moschatæ.
 — expressum; *olim*
 oleum macis.
 — olivæ.
 — origani.
 — petrolei.
 — pulegii.
 — ricini, *vulgo* castorei.
 — rosmarini.
 — saffrafras.
 — sinapeos.
 — succini.
 — sulphuratum; *olim* bal-
 samum sulphuris.
 — terebinthinæ.
 — rectificatum.
 — vini.
 Olibanum gummi.

Oil of almonds.
 Animal oil.
 Oil of aniseed.
 — of juniper berries.
 — of carraway seeds.
 — of cloves.
 — of cinnamon.
 — of lavender.
 — of lemons; formerly essence
 of lemons.
 — of linseed.
 — of peppermint.
 — of spearmint.
 — of nutmeg.
 Expressed oil of nutmeg; formerly
 oil of mace.
 — of olives.
 Oil of origanum.
 — of petroleum.
 — of pennyroyal.
 Castor oil.
 Oil of rosemary.
 — of saffrafras.
 — of mustard.
 — of amber.
 Sulphurated oil; formerly balsam
 of sulphur.
 Oil of turpentine.
 — rectified.
 — of wine.
 Gum olibanum.

LATIN NAMES.

ENGLISH NAMES.

Opium purificatum; <i>olim</i> extractum thebaicum.	Opium purified; formerly thebaic extract.
Opoponax gummi.	Gum opoponax.
Ostrearum testæ.	Oyster shells.
Oxymel Æruginis; <i>olim</i> mel Ægyptiacum.	Oxymel of verdigris; formerly Ægyptian honey.
———— colchici.	———— of meadow saffron.
———— scillæ.	———— of squills.
———— simplex.	———— simple.
P	
Papaver albus.	White poppy.
———— erraticus.	Red poppy.
Pareira brava.	Pareira brava.
Parietaria.	Pellitory of the wall.
Petroleum.	Rock oil.
Petroselinum semina.	Parsley seeds.
Petroleum sulphuratum; <i>olim</i> balsamum sulphurum Barbadosense.	Sulphurated petroleum; formerly Barbadoes balsam of sulphur.
Pilulæ ex aloë.	Pills of aloë.
———— cum myrrha; <i>olim</i> pilulæ Rufi,	———— with myrrh; formerly Rufus's pills.
———— galbani compositæ; <i>olim</i> pilulæ gummosæ.	Compound galbanum pills; formerly gum pills.
———— ex hydrargyro; <i>olim</i> pilulæ mercuriales.	Pills of quicksilver; formerly mercurial pills.
———— ex opio.	———— of opium.
———— e scilla.	———— of squill.
Pimento.	Allspice.
Piper longum.	Long pepper.
———— album.	White pepper.
Pix Burgundica.	Burgundy pitch.
Pulvis aloes cum canella; <i>olim</i> hiera picra.	Powder of aloes with canella; formerly hiera picra.
———— cum ferro.	———— with iron.
———— cum guaiaco.	———— with guaiacum.
———— antimonialis.	Powder, antimonial.

LATIN NAMES.	ENGLISH NAMES.
Pulvis aromaticus; <i>olim</i> species aromatica.	Powder aromatic, formerly aromatic species.
— asari compositus; <i>olim</i> pulvis sternutatorius.	— of asarabacca compound; formerly sternutatory powder.
— cerussæ.	— of cerusse.
— chelarum cancri compositus.	— of crabs claws, compound.
— contrayervæ compositus.	— of contrayerva, compound.
— cretæ compositus.	— of chalk, compound.
— cretæ, cum opio.	— of chalk, with opium.
— ipecacuanhæ compositus; <i>olim</i> pulv. Doveri.	— of ipecacuanha, compound; formerly Dover's powder.
— myrrhæ compositus.	— of myrrh, compound.
— opiat.	— opiate.
— scammonii compositus.	— of scammony, compound.
— — cum aloë.	— of scammony with aloes.
— — cum calomelane.	— of scammony with calomel.
— fennæ compositus.	— of fenna, compound.
— tragacanthæ compositus.	— of tragacanth, compound.
Pyrethri radix.	Pellitory of Spain root.
Pix liquida.	Tar.

Q.

Quassia lignum.	Quassia wood.
Quercus cortex.	Oak bark.

R.

Raphani rustici radix.	Horse radish root.
Resina flava.	Yellow resin.
Rhabarbari radix.	Rhubarb root.
Rubiæ radix.	Madder root.
Rutæ folia.	Rue leaves.

S.

Sabinæ folia.	Savine leaves.
Sagapenum gummi.	Gum sagapenum.
Sal volatilis cornu cervi.	Volatile salt of hartshorn.
Sal succini purificatus.	Purified salt of amber.

LATIN NAMES.

ENGLISH NAMES.

Sal tartari; <i>vide</i> kali.	Salt of tartar; <i>see</i> kali.
Sanguis draconis.	Dragon's blood.
Santonici semen.	Worm seed.
Sarcocolla gummi.	Gum sarcocolla.
Sarsaparillæ radix.	Sarsaparilla root.
Sassafras lignum et cortex.	Sassafras wood and bark.
Scillæ radix.	Squill root.
Scammonium, gummi refina.	Scammony.
Sennæ folia.	Senna leaves.
Serpentariæ Virginianæ radix.	Virginian snake root.
Sevum ovillum.	Mutton suet.
Simaroubæ cortex.	Simarouba bark.
Solutio Mineralis Fowlerii.	Fowler's mineral solution.
Spermaceti.	Spermaceti.
Spigeliæ Marylandicæ radix et folia.	Indian pink root and leaves.
Spiritus ammoniæ; <i>olim</i> spiritus falis ammoniaci dulcis.	Spirit of ammonia; formerly dulcified spirit of sal ammoniac.
————— compositus; <i>vice</i> spiritus volatilis aromatici.	————— compound; instead of volatile aromatic spirit, or sal volatile.
————— fœtidus; <i>olim</i> spiritus volatilis fœtidus.	————— fetid; formerly fetid volatile spirit.
————— succinatus; <i>valgo</i> eau de luce.	Succinated spirit of ammonia; commonly called eau de luce.
————— anisi compositus; <i>olim</i> aqua anisi spirituosâ composita.	Compound spirit of aniseed, formerly compound spirituous aniseed water.
————— ætheris vitriolici; <i>olim</i> spiritus vitrioli dulcis.	Spirit of vitriolic æther; formerly sweet spirit of vitriol.
————— ætheris vitriolici compositus; <i>olim</i> liquor anodynus mineralis.	Compound spirit of vitriolic æther; formerly mineral anodyne liquor.
————— nitrosi; <i>olim</i> spiritus nitri dulcis.	Spirit of nitrous æther; formerly sweet spirit of nitre.
————— camphoratus; <i>olim</i> spiritus vinosus camphoratus.	Camphorated spirit; formerly camphorated spirit of wine.

LATIN NAMES.

ENGLISH NAMES.

Spiritus carui; <i>olim</i> aqua carui feminum spirituosa.	Spirit of carraway seed; formerly spirituous carraway seed water.
— cinnamomi; <i>olim</i> aqua cinnamomi spirituosa.	— of cinnamon; formerly spiri- tuous cinnamon water.
— juniperi compositus; <i>olim</i> aqua juniperi composita.	Compound spirit of juniper; for- merly compound juniper water.
— lavendulæ; <i>olim</i> spiri- tus lavendulæ simplex.	Spirit of lavender; formerly laven- der water.
— composita.	Compound spirit of lavender.
— menthæ piperitidis; <i>olim</i> aqua menthæ piperitidis spirituosa.	Spirit of peppermint; formerly spirituous peppermint water.
— fativæ; <i>olim</i> aqua menthæ vulgaris spirituosa.	— of spearmint; formerly spi- rituous spearmint water.
— nucis moschatae; <i>olim</i> aqua nucis moschatae spirituosa.	— of nutmeg; formerly spiritu- ous nutmeg water.
— pimento.	— of pimento.
— pulegii; <i>olim</i> aqua pu- legii spirituosa.	— of pennyroyal; formerly spi- rituous pennyroyal water.
— raphani compositus; <i>olim</i> aqua raphani composita.	Compound spirit of horse radish; formerly compound horse radish water.
— rorismarini.	Spirit of rosemary.
— vinosus maxime recti- ficatus <i>sive</i> alcohol.	Highly rectified vinous spirit, or alcohol.
— vinosus rectificatus.	Rectified vinous spirit.
— vinosus tenuior.	Weak vinous, or proof spirit.
Spongia usta.	Burnt sponge.
Stanni pulvis.	Powdered tin.
Staphisagriæ semen.	Stavesacre seed.
Styracis resina.	Storax.
Succus baccæ sambuci spissatus.	Inspissated juice of elder berries.
— cicutæ spissatus; <i>vulgo</i> extractum cicutæ.	— of hemlock; com- monly extract of hemlock.
— cochleariæ compositus; <i>olim</i> succi scorbutici.	Compound juice of scurvy grass; formerly scorbutic juices.
— limonis spissatus.	Inspissated lemon juice.

LATIN NAMES.

ENGLISH NAMES.

Succus ribis nigri spissatus.	Inspissated juice of black currants.
Sulphur precipitatum; <i>olim</i> lac sulphuris.	Precipitated sulphur; formerly milk of sulphur.
_____ antimonii precipitatum; <i>olim</i> sulphur auratum antimonii.	_____ of antimony; formerly golden sulphur of antim.
Syrupus altheæ.	Syrup of marshmallows.
_____ caryophylli rubri.	_____ of cloves.
_____ corticis aurantii.	_____ of orange peel.
_____ croci.	_____ of saffron.
_____ limonis succi.	_____ of lemon juice.
_____ mori.	_____ of mulberries.
_____ papaveris albi; <i>olim</i> syrupus e meconio.	_____ of white poppies; formerly syrup of diacodium.
_____ erratici.	_____ of red poppies.
_____ ribis nigri.	_____ of black currants.
_____ rosæ.	_____ of roses.
_____ rubi idæi.	_____ of raspberries.
_____ spinæ cervinæ.	_____ of buckthorn.
_____ toluatanus; <i>vice</i> syrupus balsamicus.	_____ of Tolu; instead of the balsamic syrup.
_____ violæ.	_____ of violets.
_____ zingiberis.	_____ of ginger.

T.

Tamarindi fructus.	Tamarinds.
Tanacetii flores.	Tansy flowers.
Taraxaci radix.	Dandelion root.
Tartari crystalli.	Crystals of tartar.
Terebinthina vulgaris.	Common turpentine.
_____ chia.	Chio turpentine.
Thus, resina.	Frankincense.
Tinctura aloes.	Tincture of aloes.
_____ composita; <i>olim</i> elixir aloes.	_____ compound; formerly elixir of aloes.
_____ assafœtidæ; <i>olim</i> tinctura fœtida.	_____ of assafœtida; formerly fetid tincture.
_____ balsami Peruviani.	_____ of balsam of Peru.
_____ Tolutani.	_____ Tolu.

LATIN NAMES.

ENGLISH NAMES.

Tinctura benzoes composita; <i>olim</i> balsamum traumaticum.	Tincture of benzoin, compound; formerly traumatic balsam.
———— cantharidum.	———— of cantharides
———— cardamomi.	———— of cardamoms.
———— composita; <i>olim</i> tinctura stomachica.	———— compound; formerly stomachic tincture.
———— cascarillæ.	———— of cascarilla.
———— castorei.	———— of castor.
———— catechu; <i>olim</i> tinctura Japonica.	———— of catechu; formerly Ja- ponic tincture.
———— cinnamomi.	———— of cinnamon.
———— composita; <i>olim</i> tinctura aromatica.	———— compound; formerly aromatic tincture.
———— colombæ.	———— of columba.
———— corticis aurantii.	———— of orange peel.
———— cinchonæ; <i>sive</i> corticis Peruviani.	———— of Peruvian bark.
———— cinchonæ composita; <i>sive</i> corticis Peruviani composito.	———— compound; formerly Huxham's tincture of Peruvian bark.
———— ferri muriati; <i>vice</i> tinctu- ræ martis in spiritu salis.	———— of muriated iron; instead of the tinct. of steel in sp. of salt.
———— digitalis.	———— of fox glove.
———— galbani.	———— of galbanum.
———— gentianæ composita; <i>olim</i> tinctura amara.	———— of gentian, compound; formerly bitter tincture.
———— guaiaci; <i>olim</i> tinctura guaiacina volatilis.	———— guaiacum; formerly vola- tile tincture of guaiacum.
———— hellebori nigri; <i>olim</i> tinctura melampodii.	———— of black hellebore.
———— jalapii.	———— of jalap.
———— lavendulæ compositus; <i>vide</i> spiritus lavendulæ compositus.	
———— myrrhæ.	Tincture of myrrh.
———— opii; <i>olim</i> tinctura the- baica.	———— opium; formerly the- baic tincture.
———— camphorata; <i>vice</i> elixir paregoricum.	———— camphorated; instead of the paregoric elixir.

LATIN NAMES.

Tinctura rhabarbari.
 ————— composita.
 ————— fabinae composita; *olim*
 elixir myrrhæ compositum.
 ————— scillæ.
 ————— fennæ.
 ————— serpentariæ.
 ————— valerianæ.
 ————— ammoniata.
 ————— zingiberis.
 Tragacantha.
 Trochisci amyli; *olim* trochisci
 bechici albi.
 ————— cretæ; *olim* tabellæ car-
 dialgicæ.
 ————— glycyrrhizæ; *olim* trochisci
 bechici nigri.
 ————— magnesiæ.
 ————— nitri.
 ————— sulphuris.
 Tormentillæ radix.
 Tussilaginis folia.

ENGLISH NAMES.

Tincture of rhubarb.
 ————— compound.
 Compound tincture of savine; for-
 merly compound elixir of myrrh.
 Tincture of squills.
 ————— of fenna.
 ————— of snakeroot.
 ————— of valerian.
 ————— ammoniated.
 ————— ginger.
 Gum tragacanth.
 Troches of starch; formerly pec-
 toral lozenges.
 ————— of chalk; formerly heart-
 burn lozenges.
 ————— of liquorice; formerly
 black pectoral lozenges.
 ————— of magnesia.
 ————— of nitre.
 ————— of sulphur.
 Tormentil root.
 Coltsfoot leaves.

V

Valerianæ sylvestris radix. Wild Valerian root.
 Vinum aloes; *olim* tinctura sacra. Wine of aloes; formerly sacred
 tincture.
 ————— antimonii. ————— of antimony.
 ————— tartarificati. ————— of tartarified antimony.
 ————— ferri; *olim* vinum chaly- ————— of iron; formerly steel wine.
 beatum.
 ————— ipecacuanhæ. ————— of ipecacuanha.
 Vinum rhabarbari; *olim* tinctura ————— of rhubarb; formerly vinous
 rhabarbari vinosa. tincture of rhubarb.
 Violæ flores. Violet flowers.

U

Ulmæ cortex internus. The inner bark of the elm.

LATIN NAMES.

ENGLISH NAMES.

Unguentum adipis suillæ; <i>olim</i> unguentum simplex.	Ointment of hog's lard; formerly simple ointment.
———— calcis hydrargyri albi; <i>olim</i> unguentum e mercurio pre- cipitato.	Ointment of white calx of quick- silver; formerly ointment of pre- cipitated mercury.
Unguentum cantharidis; <i>vice</i> unguenti ad vesicatoria.	Ointment of cantharides; instead of the blistering ointment.
———— ceræ; <i>olim</i> unguentum album.	———— of wax; formerly white ointment.
———— cerussæ acetatæ; <i>olim</i> unguentum saturninum.	———— of acetated ceruse; for- merly saturnine ointment.
———— elemi compositum.	———— of gum elemi.
———— hellebori albi.	———— of white hellebore.
———— hydrargyri fortius; <i>vice</i> unguenti cærulei fortioris.	———— of quicksilver stronger; instead of the stronger blue oint.
———— mitius; <i>vice</i> unguenti cærulei mitiori.	———— milder; instead of the milder blue ointment.
———— hydrargyri nitrati.	———— of nitrated quicksilver.
———— picis.	———— of tar.
———— resinæ flavæ; <i>olim</i> un- guentum basilicum flavum.	———— of yellow resin; former- ly ointment of yellow basilicon.
———— sambuci; <i>olim</i> unguen- tum sambucinum.	———— of elder; formerly elder flower ointment.
———— sulphuris.	———— of sulphur.
———— rutis.	———— of tatty.
Urticæ folia.	Stinging nettle leaves.
Uva ursi.	Bear's whortleberry.

Z

Zedoariæ radix.	Zedoary root.
Zincum calcinatum; <i>vulgo</i> flores zinci.	Calcined zinc; commonly flowers of zinc.
———— vitriolatum; <i>olim</i> sal vi- trioli.	Vitriolated zinc; formerly salt of vitriol.
Zingiberis radix.	Ginger root.

EXPLANATION

OF

TERMS AND ABBREVIATIONS.

<i>R.</i>	Recipe	Take of.
<i>aa.</i>	Unius cujusque	Equal Quantities.
<i>oz.</i>	Uncia	An Ounce.
<i>scr.</i>	Scrupulus	A Scruple.
<i>dr.</i>	Drachma	A Drachm.
<i>gr.</i>	Granum	A Grain.
<i>gt.</i>	Gutta	A Drop.
<i>q. s.</i>	Quantum sufficit	Sufficient Quantity.
<i>j.</i>	—one.	
<i>ij.</i>	—two.	
<i>ijj.</i>	—three.	
<i>v.</i>	—five.	
<i>&c.</i>	&c.	

INDEX.

A.		Page			Page
ABDOMEN, dropsy of		282	Bowels, inflammation of		97.
———, peritoneal		<i>ib.</i>	———, erysipelatous infl. of		<i>ib.</i>
——— dropsy of		<i>ib.</i>	———, phlegmonous infl. of		<i>ib.</i>
———, encysted			Brain, inflammation of		50
——— dropsy of		284	Broad tape-worm		230
Accidental cholera		238	C.		
——— colic		228	Cachexiæ		261
Acute rheumatism		94	Calculous colic		228
Adynamia		184	Camphire, strong mixture of		35
Ague		14	Canine madness		253
———, quotidian		<i>ib.</i>	Catarrh		160
———, tertian		<i>ib.</i>	Catarrhus		<i>ib.</i>
———, quartan		<i>ib.</i>	——— a frigore		<i>ib.</i>
Alphabetical list of medicines			———, contagiosus		<i>ib.</i>
——— now in use (Addenda)		323	Cellular membrane, dropsy of		273
Anasarca		273	Chest, dropsy of		284
Angina pectoris		186	Chicken pox		112
Aphthæ		143	Chlorosis		198
Apoplexia		174	Cholera morbus		238
Apoplexy		<i>ib.</i>	——— spontanea		<i>ib.</i>
——— sanguineous		<i>ib.</i>	——— accidentalis		<i>ib.</i>
——— serous		<i>ib.</i>	Chorea Sancti Viti		216
Ascaris vermicularis		229	Chronic inflam. of the liver		83
——— lumbricoides		<i>ib.</i>	——— of the bladder		90
Ascites		282	Chronic rheumatism		94
Asthma		217	Cæliac diarrhœa		241
Atonic gout		105	Colic		228
B			Colica		<i>ib.</i>
Benign measles		120	——— spasmodica		<i>ib.</i>
Bilious diarrhœa		241	——— stercorea		<i>ib.</i>
Bitter tonics		23	——— accidentalis		<i>ib.</i>
Bladder, inflammation of		90	——— meconialis		<i>ib.</i>
———, acute inflammation of		<i>ib.</i>	——— calculosa		<i>ib.</i>
———, chronic inflam. of		<i>ib.</i>	——— verminosa		235
———, hæmorrhage from		158	——— pictonum		234
Bleeding from the nose		148	Comata		173
——— from the lungs		151	Common saline draught		17
——— from the stomach		157	Confluent small-pox		112
——— from the bladder		158	Consumption, pulmonary		261
———, involuntary		147	Cough, hooping		223
Blood, involuntary discharge of		<i>ib.</i>	Cow-pock (Addenda)		313


	Page		Page
Cramp	204	Erysipelas phlyctænodes	133
Crapulous diarrhœa	241	———— infantum	<i>ib.</i>
Cynanche tonsillaris	54	Erysipelatous infl. of stomach	77
———— maligna	58	———— infl. of intestines	97
———— trachealis	65		
———— pharyngea	68	F.	
———— parotidea	<i>ib.</i>	Fainting	184
Cystitis	90	Febres	13
		Febrile diseases	<i>ib.</i>
D.		Fever, inflammatory	26
Dance of St. Vitus	216	——, low nervous	32
Diabetes	247	——, mixed	48
———— mellitus	<i>ib.</i>	——, nervous	32
———— insipidus	<i>ib.</i>	——, putrid	43
Diarrhœa	241	——, remittent	25
———— crapulosa	<i>ib.</i>	Fevers	13
———— biliosa	<i>ib.</i>	——, intermittent	14
———— mucosa	<i>ib.</i>	Flooding	154
———— cœliaca	<i>ib.</i>	Flow of menses, immoderate	<i>ib.</i>
———— lienteria	<i>ib.</i>	Flux	165
———— hepatirrhœa	<i>ib.</i>	Fluxes with pyrexia	160
Discharge blood, involuntary	147	Furious madness	257
Diseases, febrile	13		
—— from depraved habit	261	G.	
Distinct small-pox	112	Galvanism (Addenda)	321
Doses, Table of	0	Glossary	301
Dropsy of the chest	284	Gastritis	76
—— of the pleura	<i>ib.</i>	Gout	104
—— of the pericardium	<i>ib.</i>	——, atonic	<i>ib.</i>
—— of cellular membrane	273	——, fixed	<i>ib.</i>
—— of the abdomen	282	——, misplaced	<i>ib.</i>
—— encysted, of abdomen	284	——, retrocedent	<i>ib.</i>
—— peritoneal, of do.	282	Green sickness	198
Dysenteria	164		
Dysentery	<i>ib.</i>	H.	
Dyspepsia	188	Hæmatemesis	157
		Hæmaturia	158
E.		Hæmoptysis	151
Effervescing saline draught	64	Hæmorrhage from the nose	148
Emetic powder	19	—— from the lungs	151
Emphysema	267	—— from the uterus	154
Emphrosthotos	205	—— from stomach	157
Empyema	69	—— from bladder	158
Encysted dropsy of abdomen	284	Hæmorrhagiæ	147
Enteritis	97	Haustus salinus communis	17
Epilepsia	208	—— emeticus	19
Epilepsy	<i>ib.</i>	—— salinus effervescens	64
Epistaxis	148	Head, water in	287
Erysipelas	133	Hemiplegic paralysis	178
—— vesiculosum	<i>ib.</i>	Hepatic diarrhœa	241

	Page		Page
Hepatitis	83	Liver, inflammation of	83
Hooping-cough	223	——, acute inflammation of	83
Hydrocephalus	287	——, chronic inflammation of	86
Hydrophobia	253	Locked jaw	204
Hydrothorax	284	Long round worm	229
Hypochondriasis	195	—— hair-tailed thread worm	<i>ib.</i>
Hysteria	238	Looseness	241
Hysterics	<i>ib.</i>	Low nervous fever	32
		Low spirits	195
I.		Lumbricus teres	229
Icterus	298	Lungs, inflammation of	69
Ileus	228		
Iliac passion	<i>ib.</i>	M.	
Immoderate flow of menses	154	Madness	257
Impetigenes	293	—— canine	253
Indigestion	188	Mænorrhagia	154
Infants, erysipelas of	133	Malignant measles	120
Inflammation of the pharynx	68	—— sore-throat	58
—— of the lungs	69	Mania	257
—— of the stomach	76	Marcores	261
—— of the intestines	97	Maw-worm	229
—— of the liver	83	Measles	120
—— of the kidney	88	——, benign	<i>ib.</i>
—— of the bladder	90	——, malignant	<i>ib.</i>
—— of bladder, acute	<i>ib.</i>	Meconial colic	228
—— of bladder, chronic	91	Meconium, colic from re-	
—— of liver, acute	83	tention of	<i>ib.</i>
—— of liver, chronic	86	Melancholia	255
Inflammations	49	Melancholy	<i>ib.</i>
Inflammatory fever	26	Medicines, alphabetical list	
—— sore-throat	54	of (Addenda)	323
Influenza	165	Menses, immoderate flow of	154
Intermittent fevers	14	Mild typhus	24
Intestines, inflammation of	97	Miliaria	236
——, erysipelatous in-		Misplaced gout	105
flammation of	<i>ib.</i>	Mistura camphoræ fortior	35
——, phlegmonous in-		Mixed fever	48
flammation of	<i>ib.</i>	Morbilli	120
Intumescentiæ	267	Mucous diarrhœa	241
Involuntary discharges blood	147	Mumps	68
J.		N.	
Jaundice	298	Nephritis	88
Jaw, locked	204	Nervous fever	32
		—— low fever	<i>ib.</i>
K.		Nettle-rash	140
Kidney, inflammation of	88	Neuroses	173
		Noufer's (Madame) cure	
L.		for tape-worm	237
Lienteric diarrhœa	241		

O.		Page		Page
Opisthotonos		205	Remittent fever	24
P.			Retention of the menses	198
Painters' colic		234	——— of the meconium,	
Palsy		178	colic from	228
Paralysis		ib.	Retrocedent gout	104
——— partialis		ib.	Rickets	290
——— hemiplegica		ib.	Rheumatism	94
——— paraplegica		ib.	———, acute	ib.
——— venenata		ib.	———, chronic	ib.
Paraplegic paralysis		ib.	Rubeola	120
Parotideal cynanche		68	S.	
Partial paralysis		178	St. Anthony's fire	133
Pemphigus		141	St. Vitus's dance	216
Pericardium, dropsy of		285	Saline draught, common	17
Peripneumonia		69	———, effervescing	64
Peritoneal dropsy of abdomen		282	Sanguineous apoplexy	173
Pertussis		223	Scarlatina	127
Pharyngeal cynanche		68	——— simplex	ib.
Pharynx, inflammation of		ib.	——— cynanchica	ib.
Phlegmasiæ		49	Scarlet fever	127
Phlegmonous inflammation			Scorbutus	295
of the intestines		234	Scrofula	293
Phlegmonous inflammation			Scurvy	295
of the stomach		76	Serous apoplexy	174
Phrenitis		50	Sickness, green	198
Phthisis pulmonalis		261	Small white thread-worm	229
Pleura, inflammation of		69	Small-pox	112
———, water in the cavity of		285	———, distinct	ib.
Pleuritis		69	———, confluent	ib.
Pneumonia		ib.	Solium	113
Pock, chicken		68	Solutio arsenicalis Di. Fowler	23
Podagra		104	Spasmi	204
Profluvia		160	Spasmodic diseases	ib.
Pulmonary consumption		261	——— colic	228
Pulvis emeticus communis		19	Spirits, low	195
Putrid fever		43	Spitting of blood	151
——— sore throat		58	Spontaneous cholera	238
Pyrexia		13	Stercoraceous colic	228
———, fluxes with		160	Stomach, inflammation of	76
Q.			———, erysipelatous infl. of	77
Quartan ague		14	———, phlegmonous infl. of	26
Quotidian ague		ib.	———, hæmorrhage from	157
R.			Syncope	184
Rachitis		290	——— anginosa	186
Rash, nettle		140	——— accidentalis	184
Raving madness		257	——— cardiaca	ib.
Regular gout		104	Synocha	26
			Synochus	48
			Syrupus cinchonæ	21

T.	Page	V.	Page
Tænia, Madame Noufer's		Vapours	195
remedy against	237	Varicella	112
—— osculis marginalibus	230	Variola	<i>ib.</i>
—— osculis superficialibus	<i>ib.</i>	—— discreta	<i>ib.</i>
Tape-worm	<i>ib.</i>	—— confluens	<i>ib.</i>
——, broad	<i>ib.</i>	Variolæ Vaccinæ (Addenda)	313
Tertian ague	14	Vesicular fever	141
Tetanus	204	Venenate paralysis	178
Throat, inflammation of	54	Vermineous colic	229
Thrush	143	Volvulus	<i>ib.</i>
Tonics, bitter	23	Voiding of blood by urine	158
Tonsillar cynanche	58	Vomica	69
Tracheal cynanche	65	Vomiting of blood	157
Trichuris	229		
Trismus	205	W.	
Tympanites	268	Water in the cavity of the	
—— abdominalis	<i>ib.</i>	pleura	285
—— intestinalis	<i>ib.</i>	—— in the cavity of the	
Tympany	<i>ib.</i>	pericardium	<i>ib.</i>
Typhus mitior	32	—— in the head	287
—— gravior	<i>ib.</i>	Weights and measures (Add.)	319
		Worms	228

THE END.











Q8E50-95 L

