

County of London : area, houses and population also population classified by ages, condition as to marriage, occupations, birthplaces, and infirmities.

Contributors

Great Britain. Census Office.

Publication/Creation

London : printed for H.M.S.O. by Love & Wyman, 1902.

Persistent URL

<https://wellcomecollection.org/works/k7gvtsu2>

License and attribution

This work has been identified as being free of known restrictions under copyright law, including all related and neighbouring rights and is being made available under the Creative Commons, Public Domain Mark.

You can copy, modify, distribute and perform the work, even for commercial purposes, without asking permission.



Wellcome Collection
183 Euston Road
London NW1 2BE UK
T +44 (0)20 7611 8722
E library@wellcomecollection.org
<https://wellcomecollection.org>

+
WA900
.BE5
1902
G78c


Gov. Pubs.




22500350660









CENSUS OF ENGLAND AND WALES.
1901.

(63 VICT. c. 4.)

COUNTY OF
LONDON.

AREA, HOUSES AND POPULATION;

ALSO

POPULATION CLASSIFIED BY AGES, CONDITION AS TO MARRIAGE,
OCCUPATIONS, BIRTHPLACES, AND INFIRMITIES.

Presented to both Houses of Parliament by Command of His Majesty.



LONDON:
PRINTED FOR HIS MAJESTY'S STATIONERY OFFICE
By LOVE & WYMAN, LTD., 74, GREAT QUEEN STREET, W.C.

And to be purchased, either directly or through any Bookseller, from
EYRE & SPOTTISWOODE, EAST HARDING STREET, FLEET STREET, E.C.,
and 32, ABINGDON STREET, WESTMINSTER, S.W.;
or OLIVER & BOYD, EDINBURGH;
or E. PONSONBY, 116, GRAFTON STREET, DUBLIN.

1902.

22927729

CHIEFS OF ENGLAND AND WALES

1040

COUNTY OF

LONDON



Gov. Pubs.

26525

WELLCOME INSTITUTE LIBRARY	
Coll.	weIMOmec
Call	+
No.	WA 900
	.BE5
	1902
	G-78c

COUNTY OF LONDON.

TABLE OF CONTENTS.

	PAGE
INTRODUCTION	v
SUMMARY OF THE CENSUS RESULTS	ix
TABLE 1.—ADMINISTRATIVE COUNTY OF LONDON (including CITY OF LONDON); REGISTRATION COUNTY OF LONDON; METROPOLITAN PORTIONS OF ANCIENT COUNTIES OF MIDDLESEX, SURREY, AND KENT.—AREA; HOUSES AND POPULATION 1891 AND 1901	1
TABLE 2.—DIFFERENCES BETWEEN THE ANCIENT, ADMINISTRATIVE, AND REGISTRATION COUNTIES. (This Table is not required for London)	1
TABLE 3.—ADMINISTRATIVE COUNTY (including CITY OF LONDON).—POPULATION AT EACH SUCCESSIVE CENSUS, WITH INCREASE PER CENT. OF POPULATION DURING EACH INTERCENSAL PERIOD	1
TABLE 4.—PARLIAMENTARY BOROUGHES AND DIVISIONS.—AREA; HOUSES 1901, AND POPULATION 1891 AND 1901	2
TABLE 5.—ECCLESIASTICAL PARISHES OR DISTRICTS.—INHABITED HOUSES AND POPULATION 1901	4
TABLE 6.—ADMINISTRATIVE COUNTY, EXCLUDING AND INCLUDING THE CITY OF LONDON.—AREA; HOUSES 1901, AND POPULATION 1891 AND 1901	13
TABLE 7.—PETTY SESSIONAL DIVISIONS AND CITY OF LONDON.—AREA; HOUSES AND POPULATION 1901	13
TABLE 8.—ADMINISTRATIVE COUNTY AND ITS SUB-DIVISION INTO URBAN AND RURAL DISTRICTS.—AREA; HOUSES 1901, AND POPULATION 1891 AND 1901. (This Table is not required for London)	13
TABLE 9.—METROPOLITAN BOROUGHES, WITH THEIR CONSTITUENT CIVIL PARISHES AND WARDS.—AREA; HOUSES 1901, AND POPULATION 1891 AND 1901	14
TABLE 9A.—MUNICIPAL CITY OF LONDON AND ITS WARDS.—HOUSES 1901, AND POPULATION 1891 AND 1901	22
TABLE 10.—RURAL DISTRICTS.—AREA; HOUSES 1901, AND POPULATION 1891 AND 1901. (This Table is not required for London)	22
TABLE 11.—CIVIL PARISHES IN THE COUNTY OF LONDON, SHOWING SEPARATELY THOSE IN THE CITY OF LONDON.— INHABITED HOUSES 1901, AND POPULATION 1891 AND 1901	23
TABLE 12.—REGISTRATION COUNTY, DISTRICTS, AND SUB-DISTRICTS, WITH THEIR CONSTITUENT CIVIL PARISHES.— AREA; HOUSES AND POPULATION 1891 AND 1901, AND SEPARATE OCCUPIERS 1901	26
TABLE 13.—EXISTING DETACHED PARTS OF CIVIL PARISHES	38
TABLE 14.—CHANGES IN THE BOUNDARIES OF CIVIL PARISHES, EFFECTED UNDER THE PROVISIONS OF THE LONDON GOVERNMENT ACT (1899), AND CONSEQUENT CHANGES IN REGISTRATION DISTRICTS AND SUB-DISTRICTS	39
TABLE 15.—AREA OF LAND, WATER, AND FORESHORE IN THE COUNTY AND IN EVERY CIVIL PARISH WHICH INCLUDES EITHER TIDAL WATER OR FORESHORE	45
TABLE 16.—PERSONS ENUMERATED IN MILITARY AND NAVAL BARRACKS, QUARTERS, HOSPITALS AND PRISONS, AND ON HIS MAJESTY'S SHIPS IN HOME WATERS	46
TABLE 17.—INSTITUTIONS.—PERSONS ENUMERATED IN WORKHOUSE ESTABLISHMENTS; IN HOSPITALS AND IN LUNATIC ASYLUMS; IN PRISONS; AND IN CERTIFIED REFORMATORY AND INDUSTRIAL SCHOOLS	47
TABLE 18.—PERSONS ENUMERATED ON BOARD SEA-GOING AND COASTING MERCHANT VESSELS, AND ON INLAND BARGES AND BOATS	56
TABLE 19.—TOTAL TENEMENTS, AND TENEMENTS OF LESS THAN FIVE ROOMS, DISTINGUISHING THOSE OCCUPIED BY VARIOUS NUMBERS OF PERSONS, IN THE COUNTY OF LONDON 1891 AND 1901	58
TABLE 20.—TOTAL TENEMENTS, AND TENEMENTS OF LESS THAN FIVE ROOMS, DISTINGUISHING THOSE OCCUPIED BY VARIOUS NUMBERS OF PERSONS IN THE CITY OF LONDON AND IN THE METROPOLITAN BOROUGHES, 1901	58
TABLE 21.—TOTAL TENEMENTS, AND TENEMENTS OF LESS THAN FIVE ROOMS, DISTINGUISHING THOSE OCCUPIED BY VARIOUS NUMBERS OF PERSONS, IN RURAL DISTRICTS. (This Table is not required for London)	60
TABLE 22.—AGGREGATE NUMBERS OF MARRIAGES, BIRTHS, AND DEATHS REGISTERED IN EACH REGISTRATION DISTRICT DURING THE INTERCENSAL PERIOD 1891-1901; INCREASE OF DECREASE OF POPULATION COMPARED WITH DIFFERENCE BETWEEN BIRTHS AND DEATHS	61

TABLE OF CONTENTS—continued.

	PAGE
TABLE 22A.—DIVISIONS of the LONDON SCHOOL BOARD DISTRICT.—HOUSES and POPULATION 1901	62
TABLE 22B.—METROPOLITAN and CITY OF LONDON POLICE DISTRICTS.—AREA ; INHABITED HOUSES and POPULATION 1891 and 1901	64
TABLE 22C.—DISTRICT within the JURISDICTION of the CENTRAL CRIMINAL COURT as defined by the Act 4 & 5 Will. 4, cap. 36.—AREA ; INHABITED HOUSES and POPULATION 1891 and 1901	65
TABLE 22D.—METROPOLITAN AREAS defined for various purposes.—HOUSES and POPULATION 1891 and 1901	65
TABLE 23.—AGES of PERSONS, MALES and FEMALES, in the COUNTY OF LONDON, 1901	66
TABLE 24.—AGES of PERSONS, MALES and FEMALES, in the CITY OF LONDON and in the METROPOLITAN BOROUGHs, 1901	67
TABLE 25.—AGES of PERSONS, MALES and FEMALES, in RURAL DISTRICTS. (This Table is not required for London)	68
TABLE 26.—AGES of PERSONS, MALES and FEMALES, in those REGISTRATION DISTRICTS which are not co-extensive with METROPOLITAN BOROUGHs, 1901	69
TABLE 27.—CONDITION as to MARRIAGE, and AGES of PERSONS, MALES and FEMALES, in the COUNTY OF LONDON 1901	70
TABLE 28.—CONDITION as to MARRIAGE, and AGES of PERSONS, MALES and FEMALES, in the CITY OF LONDON and in the METROPOLITAN BOROUGHs 1901	70
TABLE 29.—AGES of HUSBANDS and WIVES in COMBINATION ; of HUSBANDS whose WIVES were absent, and of WIVES whose HUSBANDS were absent ; and of WIDOWS and WIDOWERS 1901	74
TABLE 30.—WORKHOUSES.—CONDITION as to MARRIAGE and AGES of PAUPER INMATES of WORKHOUSE INSTITUTIONS 1901	75
TABLE 31.—PRISONS.—CONDITION as to MARRIAGE and AGES of PRISONERS in LOCAL and CONVICT PRISONS 1901	75
TABLE 32.—OCCUPATIONS of MALES and of FEMALES (UNMARRIED and MARRIED or WIDOWED) aged ten years and upwards, at ten GROUPS of AGES, in the COUNTY OF LONDON ; distinguishing for those engaged in certain industries the numbers returned as "WORKING AT HOME" ; also as "EMPLOYERS," "WORKING FOR EMPLOYERS," "WORKING ON OWN ACCOUNT," and "OTHERS"	76
TABLE 33.—OCCUPATIONS of MALES and FEMALES, aged 10 and under 14 years, in the COUNTY OF LONDON	92
TABLE 34.—FORMER OCCUPATIONS of "PENSIONERS" and "RETIRED" in the COUNTY OF LONDON, distinguishing those enumerated in WORKHOUSES and LUNATIC ASYLUMs, and also for FEMALES, the UNMARRIED, and the MARRIED or WIDOWED	94
TABLE 35.—OCCUPATIONS (Condensed List) of MALES and FEMALES, aged ten years and upwards, at five GROUPS of AGES, in the CITY OF LONDON and in each of the METROPOLITAN BOROUGHs	96
TABLE 35A.—FAMILIES or SEPARATE OCCUPIERS and MALE and FEMALE DOMESTIC INDOOR SERVANTS in the COUNTY OF LONDON, in the CITY OF LONDON, and in each of the METROPOLITAN BOROUGHs, with the proportions per cent. of DOMESTIC SERVANTS to FAMILIES or SEPARATE OCCUPIERS	154
TABLE 36.—BIRTHPLACES of MALES and FEMALES enumerated in the COUNTY OF LONDON, 1901	155
TABLE 37.—COUNTRY of BIRTH of FOREIGNERS enumerated in the COUNTY OF LONDON 1891 and 1901, and in the CITY OF LONDON and in each of the METROPOLITAN BOROUGHs 1901	156
TABLE 37A.—COUNTRY of BIRTH, CONDITION as to MARRIAGE and AGES of FOREIGNERS (PERSONS, MALES and FEMALES) enumerated in the COUNTY OF LONDON 1901	159
TABLE 37B.—OCCUPATIONS and COUNTRY of BIRTH of FOREIGNERS (MALES and FEMALES), aged ten years and upwards, enumerated in the COUNTY OF LONDON, 1901	162
TABLE 38.—THE BLIND, the DEAF and DUMB, the DEAF, and the INSANE.—CONDITION as to MARRIAGE and AGES of MALES and FEMALES returned as BLIND, DEAF and DUMB, DEAF, LUNATIC, and IMBECILE or FEEBLE-MINDED, also of PERSONS suffering from "COMBINED INFIRMITIES," distinguishing those in each Group who were Afflicted from Childhood	170
TABLE 39.—PERSONS returned as BLIND, DEAF and DUMB, DEAF, LUNATIC, IMBECILE or FEEBLE-MINDED, or suffering from "COMBINED INFIRMITIES," in the COUNTY OF LONDON, in the CITY OF LONDON, and in each of the METROPOLITAN BOROUGHs, 1901	172
TABLE 39A.—OCCUPATIONS of the BLIND (distinguishing those BLIND from CHILDHOOD), and of the DEAF and DUMB ; PERSONS, MALES and FEMALES (UNMARRIED and MARRIED or WIDOWED), aged ten years and upwards	173

CENSUS OF 1901.

TO THE RIGHT HONOURABLE WALTER HUME LONG, M.P.,
PRESIDENT OF THE LOCAL GOVERNMENT BOARD, etc.

DECEMBER 30th, 1901.

SIR,—

We have now the honour to present to you complete Statistical Tables for the County of London, being the first instalment of the Detailed Abstract of the Census Returns which we are required to prepare under the Census (Great Britain) Act, 1900. Tables for other Counties similar in principle, but not necessarily elaborated in equal detail, are in course of preparation and will be issued in succession. The Tables to which a letter is attached after the number are those which may be given or not, as the circumstances of each County seem to require.

We reserve our critical and detailed Report until the issue of the County Parts is complete, and we thus become enabled to treat of England and Wales as a whole; but it seems to us desirable to preface our first Part, giving Statistics for the County of London, with some remarks explanatory of the Tables which follow, and of the principal modifications which distinguish them from the Tables in the Census Report for 1891.

The Tables dealing with Areas, Houses and Population, numbered from 1 to 22, are arranged so as to apply first to the Ancient County, secondly to the Administrative County, and thirdly to the Registration County. The Areas, which constitute or are included within these several kinds of County, are as follows:—

1. Ancient County—Parliamentary Constituencies (Table 4) and Ecclesiastical Parishes (Table 5). It is to be observed, in parenthesis, that there is no Ancient County of London, the County of London having been constituted an Administrative area from parts of the Ancient Counties of Middlesex, Surrey, and Kent by the Local Government Act, 1888;
2. Administrative County—Petty Sessional Divisions (Table 7), Urban and Rural Districts (Tables 9 and 10), and Civil Parishes (Table 11);
3. Registration County—Registration Districts (usually identical with Poor Law Unions or Parishes) and Sub-Districts and their Constituent Civil Parishes (Table 12).

The differences between the three kinds of County will be set out in detail in Table 2. The Administrative County of London, which is co-extensive with the Registration County, is exceptional in that no Rural Districts lie within its limits, while the City of London and the 28 newly-constituted Metropolitan Boroughs, as independent Sanitary areas, have their counterparts in the County and Municipal Boroughs and Urban Districts of other Counties.

We deem it necessary to draw prominent attention to the opinion we have been compelled to adopt that the Returns as to "Houses" are, in many cases, unsatisfactory and, to some extent, misleading. The Returns received by us have been carefully revised, and the result has been to disclose differences in certain Districts as compared with the Returns for 1891 that are quite incompatible with any possible change in the amount of residential accommodation. We further refer to this subject by a note at the head of Table 12.

The following represent the more important alterations we have made in the form, or in the matter, of the Tables (Nos. 1 to 22) which refer to Areas, Houses and Population:—

1. Comparative Figures for the previous Census are now, for the first time, given in certain Tables, such as the Parliamentary Constituencies Table (No. 4) and the Civil Parishes Table (No. 11).
2. Uninhabited Houses are divided into two groups in compliance with Section 5:2 of the Census Act, and are classed in separate columns as "In Occupation" and "Not in Occupation." All Houses in which no person abode on the night of the Census are classed as "Uninhabited": of such "Uninhabited" Houses those which were in general occupation for business or other purposes are placed under the Sub-Heading "In Occupation."
3. The area of Inland Waters is shown separately in Table 12, thus enabling us to avoid recapitulation of a long list of Parishes in Table 15, which is now limited to those few Parishes containing Tidal Water or Foreshore.
4. To obtain space for the foregoing additions, we no longer publish in Table 12 comparative figures for 1891 of "Uninhabited Houses" and "Houses Building."
5. A new Table (No. 3) is inserted to show the growth of the population of each County since the first Census of 1801. The area dealt with will be that of the Ancient County in every case except that of London, the figures for which relate to the Administrative County as now constituted.
6. A Table (No. 14) setting forth the changes that have taken place in the boundaries of Civil Parishes since the Census of 1891—especially under the Local Government Acts of 1888 and 1894, and under the London Government Act of 1899—has been rendered necessary by the numerous alterations effected under the provisions of these Acts. It will be seen that the alterations in Parish boundaries effected by the London Act amount to no fewer than 347, and it will be readily understood how seriously the difficulties of taking the Census by our Local Officers and of tabulating the results by our Central Staff have been aggravated by these changes of boundary, many of which involved very diminutive areas, and which were timed to take effect a few days before the Census Schedules were collected.
7. We have expanded the "Tenements" Table (No. 19) so as to show the comparative numbers of each class of tenements, with the numbers of Families or Separate Occupiers in 1891 and 1901.
8. To the Table (No. 22), dealing with the number of Births and Deaths registered in each Registration District in the last Intercensal period, we have added a column showing the gain or loss by migration to or from the District.

In treating of the classification of the people as to Age, Civil Condition, Occupation, Birth-place, and Infirmities, we have to report modifications of a more far-reaching character. Statistics concerning these matters have hitherto been published in a separate volume after the issue of the volumes containing the various Tables for Areas, Houses and Population. By publishing complete statistics for each County in turn, we hope, not only to present the facts earlier, but to make our volumes more accessible and more useful to the public.

It is, however, necessary to point out that in those Counties in which a great Town, such as Liverpool, Birmingham, or Bristol, lies upon the borders of another County [and in a still more marked degree in the County of London, which contains part only of the population having the Metropolis for its centre], the statistics of the people enumerated as dwelling within their borders do not represent the whole facts of the case. Asylums for the Insane and Institutions for other public purposes often lie beyond the limits of the Counties in question, and afford accommodation for large numbers of Persons who ordinarily reside within those Counties; and conversely

these Institutions will unduly swell the numbers of such Persons in the Counties in which they are situated. Similarly very large numbers of Persons may habitually earn their livelihood in a bordering Town, but may be enumerated as residents in a County other than that in which the Town is placed.

In dealing with Ages we have, in order to meet representations which have been made to us, abstracted the population at each year of age from 13 to 21, thus augmenting the number of Age periods from 25 to 32.

Conditions as to Marriage, tabulated in 15 Age periods, are given for Metropolitan and County Boroughs and for Urban Districts having populations of 50,000 and upwards; publication of the same particulars for Registration Districts is now discontinued on the ground that their public utility is not so great as to justify the expenditure of the requisite amount of space.

We introduce a Table (No. 29) showing, in Combination, the Ages of Husbands and Wives. We believe that this Table, which has had no place in the Census Reports since 1871, will be of considerable public interest.

We have given special attention to the Tables showing the Occupations of the People.

Having received communications from the Home Office and from the Board of Trade to the effect that certain changes in the system of classification would greatly enhance the value to them, for legislative and other uses, of the Occupational Statistics collected at the Census, we had many conferences with the representatives of the two Departments; and, in order to meet their views and to bring the Census Statistics published by us into closer harmony with the statistics issued by the two Departments, we have, to a considerable extent, recast our Classification. Material changes of this nature have this undoubted disadvantage, that comparison with the results of previous Censuses is rendered more difficult. We shall, however, deal at length with this branch of the subject in our Final Report, and shall in the meantime give in the Summary for each County such comparative figures respecting the more important Occupations as the facts at our disposal may warrant. The total number of Occupational Headings has been augmented from 347 to 379, and this number would have been still greater had we not deleted many occupations giving employment to quite an insignificant number of persons. We have thus found room for further sub-division on a very considerable scale, and for the separate tabulation of Occupations which on former occasions have been included under some more general appellation. Among the more important objects of the sub-division referred to, the attempted separation of Dealers from Makers, and in certain cases, of Skilled Artizans from Labourers may be particularly mentioned. We are uncertain whether, notwithstanding our unsparing efforts to impress upon Occupiers the importance of precision in describing each person's occupation, the results secured will be of a completely trustworthy character; but we defer dealing with this point also until our Final Report, and we meantime give, without comment, the figures as abstracted from the Census Schedules.

We have also provided, at the urgent request of the Departments before mentioned, a new column for a Return of persons stated to be working "At Home," and we continue to give Statistics as to "Employers," "Working for Employers," etc., in the same form as in the Census Report of 1891.

In addition to the foregoing alterations, we have introduced important extensions in the form of publication of the Occupation Tables, which now show, for the County of London, the number of Males and Females engaged in each of the 379 Occupations, in ten groups of Ages. Similar information was given only in the Summary Table for England and Wales after the Census of 1891. The first group given in 1891, 10 years and under 15, is now sub-divided into two groups (10 years and under 14, and 14 years and under 15). In a Supplementary Table (No. 33) the first of these groups (10 to 14) is sub-divided into individual years. An extra column has also been inserted in Table 32 for the age group 65 to 75. Furthermore we have analyzed the Returns dealing with Females and have given figures for the Unmarried as distinguished from the Married or Widowed. In order to find space for the double line of figures thus required we have omitted those Occupations in which Females are not employed to any extent. We also issue a Table (No. 34) showing the Occupations in

which Persons, describing themselves as Pensioned or Retired, were formerly engaged, and a new Table (No. 35A) giving the number of Separate Occupiers or Families and of Male and Female Domestic Servants, and showing the proportion of Domestic Servants employed to each 100 Families.

For the City of London and for each of the 28 Metropolitan Boroughs—and in future Parts for the County Boroughs, and for each Urban District in which the Population exceeds 50,000 Persons—we publish a condensed List of Occupations at five Age-periods.

Referring to Statistics dealing with Birthplaces, we have specially to draw attention to Table 37, in which we have introduced comparative columns showing the increase or decrease of Foreigners since 1891. We also publish a Table (No. 37A), giving the Sex and Condition as to Marriage in Age-periods, not merely of Europeans, but of all persons of Foreign Birth—not being British subjects—ranged under 24 Countries or groups of Countries. Furthermore, in view of the exceptional importance of the question of Foreign Immigration, and of the employment of Foreigners whilst in England, we publish in Table 37B a Return of the Occupations, by Sexes, of the Natives of the same Countries.

Turning lastly to the Statistics dealing with Infirmities, the most important change consists in the attempted differentiation of "Lunatics" from "Imbeciles or Feeble-Minded." This attempt has been made in deference to influential representations that have been made to us, but we are in doubt as to the value of the results and we therefore reserve our judgment. In 1891 these two Classes were dealt with together, under the designation "Mentally Deranged." We also give in the Infirmities Table (No. 38), comparative figures for 1891, as far as it has been possible to obtain them.

The Occupations of Males and Females returned as Blind, or as Deaf and Dumb, are given in Table 39A, and there also the Married or Widowed Females are distinguished from the Unmarried. The numbers of those of each Sex returned as Blind from Childhood are also stated.

Speaking generally of the Statistics herewith presented, we believe the facts are set out as fully and in as great detail as will be required by statisticians and by the public at large. If, however, information which can be derived from the Census Returns, but which is not given in this Part, or in any of the succeeding County Parts, is desired by the Council of any County, County Borough, or Urban District, we shall be prepared to furnish it—in accordance with the provisions of Section 9 of the Census Act—provided that the progress of our regular publications is not thereby retarded.

We now append some general remarks summarizing the principal results of the Census for the County of London, and we propose to preface the Tables for each succeeding County in a similar manner.

Statistics for Lancashire will next be published, and County Parts will thereafter be issued in order of population.

We have the honour to be,

Sir,

Your most obedient Servants,

REGINALD MACLEOD, Registrar General.

NOEL A. HUMPHREYS.

JOHN TATHAM.

ALFRED J. MUNDY, Secretary.

A. BELLINGHAM, Assistant Secretary.

CENSUS, 1901.

COUNTY OF LONDON.

SUMMARY OF THE CENSUS RESULTS.

THE Administrative County, now co-extensive with the Registration County, of London was created under the provisions of the Local Government (England and Wales) Act, 1888, from parts of the Ancient Counties of Middlesex, Surrey, and Kent. The County of London contains, according to revised Returns furnished by His Majesty's Ordnance Survey Department, an area of 74,839 statute acres, and has a population of 4,536,541. In 1801 the population was 959,310; it has therefore increased during the Century nearly five-fold. The highest intercensal rate of increase (21·2 per cent.) was in the decennial period terminating in 1851; with the exception of a small rise in the period 1871-81, a decline in the rate has been in steady progress since that date; and the lowest rate of increase (7·3 per cent.) is that of the intercensal period just concluded. That the rate of growth of population within the area of London still continues to diminish is shown by the fact that the increase from 1891 to 1896, the year of the Intermediate Census, was 201,212, or 4·8 per cent., whereas from 1896 to 1901 it was no more than 107,012, or 2·4 per cent., on the Census figures for the former year.

AREA AND
POPULATION,
TABLES
1 AND 3.

The enumerated population of the County of London showed an increase of 308,224 during the 10 years 1891 to 1901, but, as the natural increase during that period by excess of births over deaths was, as shown by Table 22, approximately 491,000, it follows that the loss by migration exceeded 180,000. This migration of population from London is undoubtedly one of the causes of the rapid increase of Suburban Districts lying round the County Boundary. In Table 22B it is shown that the population of the "Greater London" of the Registrar General's Weekly Return had increased by over 947,000, to which the County of London contributed only 308,000, and the Districts lying outside the County Boundary 639,000. In the City of London and six of the central Metropolitan Boroughs the enumerated population showed an actual decline of over 67,000 in the 10 years, notwithstanding that the recorded excess of Births over Deaths in that period amounted approximately to 70,000. In these Central Boroughs, with one exception, a decrease of population has regularly occurred during the last four intercensal periods, and has been due in great measure to the transformation of dwelling houses into warehouses, offices, and business premises. This centrifugal dispersion of town population is, however, shared by all great, old, and prosperous cities.

Excluding the University of London, there are, within the County, 58 Metropolitan Constituencies, one of which, the City of London, returns two Members, and each of the others, one Member. Under the London Government Act of 1899, and in consequence of certain changes of boundary, parts of the areas included in 4 Constituencies—the Dulwich Division of Camberwell, the Central Division of Finsbury, the North Division of Paddington, and the Parliamentary Borough of Wandsworth (the two last-named parts containing no population)—were transferred to other Administrative Counties: while parts of the areas of two extra-Metropolitan Constituencies—the Hornsey Division of Middlesex and the Wimbledon Division of Surrey (the latter part containing no population)—are now within the County of London.

PARLIAMEN-
TARY CON-
STITUENCIES,
TABLE 4.

The following Constituencies in London have populations exceeding 100,000:—

Wandsworth	179,877	Hammersmith	111,970
Fulham	137,249	Deptford	110,122
Lewisham	128,346	Battersea	102,469
Clapham	120,761	Hackney South	101,344
Woolwich	117,170		

In 1891 Wandsworth, with 113,244, and Deptford, with 101,286, were the only Metropolitan Constituencies with populations exceeding 100,000.

ECCLESIASTICAL
PARISHES,
TABLE 5.

There are 611 Ecclesiastical Parishes or Districts situated wholly or in part within the County of London, including the City of London. Their populations vary from 29 in the City Parish of St. Alphage, London Wall, to 30,756 in St. Luke, Chelsea, and 33,488 in St. Nicholas, Plumstead. Of the above-mentioned 611 Parishes, or parts of Parishes, there are 408 with an aggregate population of 2,786,585 within the Diocese of London; 202 Parishes with an aggregate population of 1,746,833 in that of Rochester, and part of the Parish of North Woolwich, St. John the Evangelist, with a population of 3,086, in that of St. Albans. Lambeth Palace, containing 37 persons, is in the Diocese of Canterbury.

PETTY
SESSIONAL
DIVISIONS,
TABLE 7.

The County has one Court of Quarter Sessions, and is divided into 15 Petty Sessional Divisions, exclusive of the City of London. The entire County, including the City, is under the jurisdiction of the Central Criminal Court. [See Table 22C.]

CITY OF
LONDON AND
METROPOLI-
TAN BOROUGH,
TABLES 9
AND 9A.

The County contains the City of London, and twenty-eight Metropolitan Boroughs constituted under the London Government Act, 1899. The following Table shows the increase and decrease of population since 1891 in the area covered by each of the several Boroughs and in the City of London:—

BOROUGHES WITH INCREASE OF POPULATION, 1891 TO 1901.

	1891.	1901.	Increase.		1891.	1901.	Increase.
Battersea ...	150,166	168,907	18,741	Kensington ...	170,071	176,628	6,557
Bethnal Green ...	128,929	129,680	751	Lambeth ...	278,393	301,895	23,502
Camberwell ...	233,706	259,339	25,633	Lewisham ...	88,933	127,495	38,562
Chelsea ...	72,954	73,842	888	Paddington ...	135,955	143,976	8,021
Deptford ...	101,770	110,398	8,628	Poplar ...	166,880	168,822	1,942
Fulham ...	91,790	137,289	45,499	St. Pancras ...	234,749	235,317	568
Greenwich ...	78,493	95,770	17,277	Southwark ...	202,479	206,180	3,701
Hackney ...	199,606	219,272	19,666	Stepney ...	285,116	298,600	13,484
Hammersmith ...	97,283	112,239	14,956	Stoke Newington ...	47,988	51,247	3,259
Hampstead ...	68,126	81,942	13,816	Wandsworth ...	155,524	232,034	76,510
Islington ...	319,155	334,991	15,836	Woolwich ...	98,994	117,178	18,184

BOROUGHES WITH DECREASE OF POPULATION, 1891 TO 1901.

	1891.	1901.	Decrease.		1891.	1901.	Decrease.
City of London ...	37,702	26,923	10,779	Holborn ...	66,781	59,405	7,376
Bermondsey ...	136,014	130,760	5,254	St. Marylebone ...	144,083	133,301	10,782
Finsbury ...	109,981	101,463	8,518	Shoreditch ...	124,727	118,637	6,090
				Westminster, City of ...	201,969	183,011	18,958

CIVIL
PARISHES,
TABLE 11.

The number of Civil Parishes within the County is 191. In some cases the population is very diminutive; in the City Parish of St. John the Evangelist there were only two persons enumerated on the Census night, and in many other cases, especially within the City, the population does not rise to 100. These figures may be contrasted with those of Islington having a population of 334,991, of Lambeth with 301,895, and of Camberwell with 259,339.

REGISTRATION
DISTRICTS,
TABLE 12.

The County of London at the time of the Census was divided into 30 Registration Districts and 114 Sub-Districts, each District being now co-extensive, except in the case of Fulham, with a Poor Law Parish or Union. In 14 instances the areas of Registration Districts correspond with those of the newly constituted Metropolitan Boroughs. In Table 12 a column is given to show the number of Families or Separate Occupiers in each Registration District, Sub-District, and Civil Parish. These numbered 1,019,546, giving an average of rather more than 4.4 persons to a family. The number of Inhabited Houses is 571,768, against 547,146 in 1891, an increase of 4.5 per cent.; of Uninhabited Houses 40,069, against 39,686 in 1891, an increase of 1.0 per cent.; and of Houses Building 4,624, against 4,194 for 1891, an increase of 10.3 per cent. The figures for the last two classes of Houses for 1891 are given in Table 1 only. Of the Uninhabited Houses 24,098 are "In Occupation"—that is, utilized for business or other purposes, but without inmates on Census night. It may be here stated, though the figures are not presented in Tabular form, that a total of 406 persons—224 males and 182 females—were enumerated as having passed the night of March 31st in Barns, Sheds, Caravans, etc.

TENEMENTS,
TABLE 19.

The total number of separate Tenements, which had been 937,606 in 1891, rose to 1,019,546, the increase being equal to 8.7 per cent. Of this total the Tenements containing five or more rooms increased from 307,037 to 347,516, equal to 13.2 per cent.; while the increase of those with less than five rooms was from 630,569 to 672,030 and did not exceed 6.6 per cent. The rate of increase in the larger Tenements was therefore exactly double that shown in the smaller Tenements. Stated in another way, the Tenements with

five or more rooms were equal to 32·7 per cent. of the total Tenements in 1891, and to 34·1 per cent. at the recent Census—while the percentage of the Tenements with less than five rooms declined from 67·3 to 65·9. The reduction in the number of the latter class of Tenements was most strongly marked in the Tenements of one room, which declined from 172,502 in 1891 to 149,524—that is, from 18·4 per cent. of the total Tenements to 14·7 per cent. It may further be pointed out that the number of single-room Tenements in which more than two persons were enumerated declined from 56,622 to 40,762; while the number of one-roomed Tenements with six or more inmates on the Census night declined from 4,097 to 1,802. The Tenements of two rooms showed a slight, and those of three and four rooms, a marked, increase upon the numbers returned in 1891.

The proportion of Tenements with less than five rooms, which averaged 65·9 per cent. in the County of London, showed marked variations in the Metropolitan Boroughs. The lowest percentages were 30·9 in Lewisham, 42·2 in Hampstead, and 42·3 in Wandsworth; while the highest percentages were 80·5 in Stepney, 82·9 in Southwark, 84·1 in Bethnal Green, 84·9 in Shoreditch, and 85·1 in Finsbury. The proportion of single-room Tenements (which averaged 14·7 per cent. in all London) showed still wider variations in the several Boroughs, ranging from 3·5 per cent. in Lewisham, 4·1 in Wandsworth, and 6·4 in Hampstead, to 24·8 in Shoreditch, 26·3 in St. Marylebone, 26·4 in Finsbury, and 27·0 in Holborn. It is, however, satisfactory to note that these high percentages showed in each case a decline from those that prevailed in 1891. In the Borough of Stepney, consisting of Whitechapel, St. George in the East, Stepney, and Mile End Old Town Registration Districts, which received between 1891 and 1901 a large number of foreign immigrants (Table 37), the proportion of one-room Tenements did not exceed 21·7 per cent., showing a marked decline from the proportion in 1891.

TENEMENTS IN
METRO-
POLITAN
BOROUGH,
TABLE 20.

This Table shows the actual increase of population, as compared with the difference between registered Births and Deaths, and has been extended by the addition of a column showing the balance of change which must be ascribed to migration. As explained in a note to the Table, the value of the figures for some Districts is impaired for comparative purposes by the existence of large Hospitals and other Institutions which receive inmates from distant places. For example, the District of Hampstead contains several Hospitals; and it is shown by Tables compiled in the General Register Office that the Deaths registered in the District during the ten years 1891–1900 exceeded the Deaths of Hampstead residents by about 3,500. As a consequence, the excess of Births over registered Deaths shown in this Table is diminished, and the apparent gain by migration is increased, by this number. The District of Southwark affords an example of an opposite character, a large number of Deaths occurring in the Southwark Workhouse Infirmary, which is situated in Camberwell District. It has been found that the Deaths which occurred in Southwark in the ten years 1891–1900 were about 11,500 less than the Deaths of Southwark residents. The actual loss of Southwark by migration of resident population is, therefore, over-stated to this extent. This point will be considered more fully in the final Report, when statistics are available for the population in areas lying beyond the limits of the County of London.

MARRIAGES,
BIRTHS,
DEATHS, AND
MIGRATION,
TABLE 22.

The Females enumerated in London exceed the Males by 252,371. There are 1,118 Females for every 1,000 Males, which contrasts with 1,116 for every 1,000 at the Census of 1891.

SEXES AND
AGES,
TABLE 23.

The number of Children of School Age (three and under fourteen years) is 968,007, of whom 481,060 are Boys, and 486,947 Girls. It is to be observed, however, that the attendance at School of Children under five is not compulsory. The number of Children between five and fourteen years of age is 777,867, of whom 386,168 are Boys, and 391,699 Girls. The number of Persons 75 years of age and upwards is 52,679, and of these 18,776 are Males, and 33,903 Females. At the extreme ages the excess of Females is still more marked, and of those who claim to be aged 100 years and upwards, 19 are Females, and 5 Males.

Of the Males, 1,292,594 are Unmarried, 777,363 are Married, and 72,128 are Widowed. Of the Females, 1,403,842 are Unmarried, 793,097 are Married, and 197,517 are Widowed.

CONDITION AS
TO MARRIAGE,
TABLE 27.

The following Table shows the percentages for 1891 and 1901 :—

Condition as to Marriage.	MALES.				FEMALES.			
	To 100 at All Ages.		To 100 at Twenty years and upwards.		To 100 at All Ages.		To 100 at Twenty years and upwards.	
	1891.	1901.	1891.	1901.	1891.	1901.	1891.	1901.
Unmarried	61·4	60·3	30·8	32·5	59·4	58·7	31·6	33·3
Married	35·4	36·3	63·4	61·8	32·2	33·1	54·2	53·3
Widowed	3·2	3·4	5·8	5·7	8·4	8·2	14·2	13·4

It may be noted from the figures in this Table that the proportions of the married to the population at all ages is now higher than it was in 1891, owing to the decrease in the proportion of children through the decline in the birth-rate. The proportion of the married, however, if calculated on the population aged upwards of twenty years, is distinctly lower than it was ten years ago, both among Males and Females.

The number of Males under 21 returned as Married is 2,809, and the number of Females 10,529. There are also 21 Widowers and 73 Widows under 21 years of age.

AGES OF
HUSBANDS
AND WIVES
IN COM-
BINATION,
TABLE 29.

There are in London 730,062 cases in which the Husband and Wife are both enumerated in the same Schedule, and are therefore presumably living together: and in addition there are 47,301 Husbands whose Wives were absent—that is, were not enumerated in the same Schedule; and 63,035 Wives whose Husbands were absent, on Census Night.

WORKHOUSES,
TABLE 30.

Pauper Inmates of Workhouse Establishments situated within the County numbered 46,646 Persons at all ages, of whom 25,011 were Males and 21,635 Females. This represents approximately 1 per cent. of the general Population, but at advanced ages the proportion rapidly increases. At 55 years and upwards the proportion per cent. of the London population in such Workhouses is 6·6, and at 65 years and upwards, 11·2.

PRISONS,
TABLE 31.

Prisoners in Local and Convict Prisons numbered 4,167. Of these 3,537 were Males and 630 Females. Their ages and civil conditions are shown in the Table.

OCCUPATIONS,
TABLE 32.

The following figures give a summary view of the Occupational statistics for the County of London :—

	Males.	Females.
Total Population	2,142,085	2,394,456
Population under 10 years of age	468,200	470,088
Population 10 years of age and upwards	1,673,885	1,924,368
Unoccupied Persons 10 years of age and upwards ...	273,916	1,205,037
Persons engaged in occupations 10 years of age and upwards	1,399,969	719,331

In 1891 the percentage of the total population aged 10 years and upwards engaged in occupations was in the case of Males 82·8, in the case of Females 38·4. In 1901 the percentages are 83·6 and 37·4 respectively.

The numbers classed under any occupational heading at the two Censuses are affected by (1) Changes in the Method of Classification at the Census Office, (2) Changes in the Mode of Filling up the Schedules, (3) Actual Changes in the Numbers of People following an occupation.

Care has been taken that the figures given in the following Table are vitiated as little as possible by either of the first two preceding considerations.

While it is known whether or not any occupational heading or group is affected by a change of the first kind, the second kind of change is more difficult to detect. There should be (and, in fact, is) a tendency to return occupations more definitely and more correctly at every succeeding Census. This, while it increases the value of the later figures in themselves, impairs them for purposes of comparison with those for earlier Censuses. Thus, out of a number of men who would have called themselves "Merchants," "Shop-keepers," "Labourers," in 1891, a considerable proportion gave the more precise information in 1901 that they were merchants or shop-keepers dealing in some specific article, or labourers at some special trade, such as "Bricklayers' Labourers," "Masons' Labourers," etc. From the very nature of things the amount of the transfer from one occupational heading to another in this way can only be estimated approximately.

The above difficulties will be found to apply to the case of England and Wales as

a whole. In dealing with any separate part, and especially with such a part as London, another disturbing influence comes in—the decentralizing tendency—the tendency of the population to push out for residential purposes beyond the limits of the County of London, while their daily avocations of trade, etc., are still pursued within those limits.

The peculiar difficulties attendant upon the presentation of comparative occupation figures for London lie in the fact that the County of London, great though its population be, is not a body complete in itself: it is, in fact, only the heart or working centre of a vastly larger area the boundaries of which, while always extending, can never admit of accurate definition.

In selecting the following occupational headings or groups for comparison, care has been taken to omit occupations directly liable to errors from alterations of classification or of methods of return, but for the foregoing reasons they must be regarded rather as items of individual interest than as complete statistical returns.

		Males.		Increase + Decrease - per cent.	Females.		Increase + Decrease - per cent.
		1891.	1901.		1891.	1901.	
I.	1. Civil Service (Officers and Clerks) ...	11,537	15,684	+35.9	1,568	2,785	+77.6
III.	3. Sick Nurses, Invalid Attendants (including Midwives)	14,397	16,210	+12.6
	4. Schoolmasters, Teachers, Professors, Lecturers ...	6,727	7,359	+9.4	19,794	20,224	+2.2
	5. Authors, Editors, Journalists, Reporters, Shorthand-writers ...	2,792	3,466	+24.1
	Actors ...	1,271	2,234	+75.8	1,664	2,911	+74.9
IV.	1. Domestic Indoor Servants (including those in Hotels, etc.) ...	17,074	21,261	+24.5	238,366	242,449	+1.7
	3. Charwomen	22,877	25,951	+13.4
V.	2. Commercial or Business Clerks ...	71,387	84,317	+18.1	6,793	19,097	+181.1
VI.	CONVEYANCE OF MEN OR GOODS:—						
	1. On Railways (excluding Platelayers and Railway Labourers) ...	24,585	33,459	+36.1
	2. On Roads (including Domestic Coachmen and Grooms, IV : 2) ...	91,675	116,092	+26.6
	3. On Seas, Rivers, and Canals ...	17,941	14,185	-20.9
X.	9. Construction of Vehicles ...	10,406	12,048	+15.8
XI.	2. Electrical Apparatus Makers and ...	4,801	12,788	+166.4
XXI.	1. Electricity Supply
XII.	1. House Building ...	120,867	142,947	+18.3
XV.	2. Explosives and Matches ...	929	2,305	+148.1	1,183	1,487	+25.7
XVII.	2. Printers ...	33,693	34,965	+3.8	1,316	2,284	+73.6
	Bookbinders ...	6,409	6,141	-4.2	9,443	10,404	+10.2
XVIII.	3. Silk Manufacture ...	1,104	548	-50.4	1,119	852	-23.9
XIX.	1. Tailors, Clothiers ...	27,474	33,911	+23.4	24,872	34,069	+37.0
	Dressmakers
	Milliners
	Staymakers
	Shirtmakers, Seamstresses ...	3,196	2,936	-8.1	107,848	105,678	-2.0
	Including XXII. 4. Machinists, Machine Workers undefined for Females only
	Boot, Shoe, Patten, Clog—Makers and Dealers ...	31,462	27,377	-13.0	7,527	6,779	-9.9
	Artificial Flower Makers	4,011	2,337	-41.7

In various industries persons who work "At Home" have for the first time been required to state the fact. Of the Males working "At Home," 7,640 are Boot and Shoe Makers, 7,415 are Tailors, and 1,433 Cabinet Makers. Of the Females working "At Home" 32,940 are Dressmakers, Milliners, Staymakers, Shirtmakers, and Seamstresses, 10,408 are engaged in Laundry and Washing Service, and 8,163 are Tailors.

It has already been stated that Females have been abstracted separately as "Unmarried" and "Married or Widowed." Of the 719,331 Females over 10 years of age engaged in Occupations 548,721 or 76.3 per cent. are in the former category, and 170,610 or 23.7 per cent. in the latter. Among the occupations in which Married or Widowed Females are principally engaged are Laundry and Washing Service with 27,204—of whom 7,604 work "At Home"—against 20,158 Unmarried; Charwomen with 21,624 Married, against 4,327 Unmarried; Dressmakers, Milliners, Staymakers, Shirtmakers, and Seamstresses with 24,818 Married—of whom 14,605 work "At Home"—against 80,700 Unmarried; and 11,567 Tailors Married—of whom 4,572 work "At Home"—against 21,547 Unmarried.

The total number of Boys aged 10 and under 14 years in the County of London is 165,881, and of these 5,876 are engaged in occupations. Out of this last total 5,186 or 88.3 per cent. are between 13 and 14 years of age; 73 or 1.2 per cent. are between 10 and 11, 155 or 2.6 per cent. between 11 and 12, and 462 or 7.9 per cent. between 12 and 13. Nearly one half are employed as Messengers, 2,517 working for private persons, and 340 for Government; 365 work as, or for, Carmen, Carriers, or Carters, 186 as Costermongers or Street Sellers, 153 as Milk Sellers. All these occupations are largely out of door

OCCUPATIONS
AGED 16 AND
UNDER 14
YEARS,
TABLE 33.

leaving a small proportion only for employment in Indoor Work or in Factories. Commercial Clerks number 234, and Indoor Domestic Servants 149. Among actual trades, Printing is the most popular, occupying 228 Boys of whom all but 8 are over 13.

The total number of Girls aged from 10 to 14 is 169,306, and of these 2,381 are engaged in occupations; 29 or 1·2 per cent. are between 10 and 11; 52 or 2·2 per cent. between 11 and 12; 160 or 6·7 per cent. between 12 and 13, leaving 2,140 or 89·9 per cent. of the whole between 13 and 14. Domestic Indoor Service provides employment for 839; Dress, with its various sub-divisions, for 463; 107 are Messengers; 90 Bookbinders; 85 Paper Box or Bag Makers, and 50 are engaged in Tobacco Manufacture.

OCCUPATIONS
OF "PEN-
SIONERS AND
RETIRED,"
TABLE 34.

The total number of Males returned as Pensioned or "Retired," other than Army and Navy Officers, Clergymen and members of the Medical Profession, is 35,121, being in the proportion of 2·5 per cent. to the number engaged in Occupations, as compared with 28,613 or 2·3 per cent. in 1891. The number of "Retired" Males enumerated in Workhouses and Workhouse Infirmarys who returned their previous Occupations is 13,753, and those in Lunatic Asylums 1,101, making a total of 14,854. Of Pensioned or Retired Males 22,697, being 64·6 per cent., were 65 years and upwards, and 8,639, being 24·6 per cent., were between 55 and 65, while 3,785 or 10·8 per cent. were under 55 years of age. (See Note at head of Table 34.)

The total number of Pensioned or Retired Females is 15,396, being in the proportion of 2·1 per cent. of the number engaged in Occupations, as compared with 14,573 or 2·2 per cent. in 1891. The number in Workhouses and Workhouse Infirmarys is 9,858, and in Lunatic Asylums 515, making a total of 10,373. Of Pensioned or Retired Females 11,059, being 71·8 per cent., are 65 years and upwards, and 3,168, being 20·6 per cent., are between 55 and 65, leaving 1,169, or 7·6 per cent., under 55.

It is noteworthy that among the "Retired" Males there were enumerated in Workhouse Establishments and Lunatic Asylums 2,536 of the 2,686 General Labourers, 599 of the 754 Painters, Decorators, and Glaziers, and 511 of the 818 Carpenters and Joiners. Among the "Retired" Females there were enumerated in these Institutions 2,666 of the 3,407 Indoor Domestic Servants, 1,786 of the 1,822 Charwomen, and 1,273 of the 1,363 Shirtmakers and Seamstresses.

Of the whole number of Retired Females 4,015 were Unmarried, and 11,381 were Married or Widowed.

OCCUPATIONS
IN METRO-
POLITAN
BOROUGHs,
TABLE 35.

Table 35 sets forth the Occupations of the People by Sexes, and in five Groups of Ages, for the City of London and for each of the Metropolitan Boroughs. The Total Population over 10 of Unmarried and of Married or Widowed Females, and the number of each Class engaged in Occupations, is given separately. The proportion of Unmarried Females engaged in Occupations to the Total Unmarried Female Population over 10 Years of Age, and the proportion of Married or Widowed Females engaged in Occupations to the Total of Married or Widowed Females, vary greatly, and the percentages for each Borough are here given:—

FEMALES OVER 10 YEARS OF AGE.					
	Unmarried. Proportion per cent. Occupied.	Married or Widowed. Proportion per cent. Occupied.		Unmarried. Proportion per cent. Occupied.	Married or Widowed. Proportion per cent. Occupied.
City of London	74·1	35·5	Kensington	66·6	23·4
Battersea	51·2	11·9	Lambeth	53·6	14·7
Bermondsey	56·0	16·3	Lewisham	52·6	10·8
Bethnal Green	62·3	25·3	Paddington	64·5	16·5
Camberwell	52·4	13·7	Poplar	52·1	14·1
Chelsea	66·6	21·4	St. Marylebone	70·5	25·0
Deptford	50·2	11·3	St. Pancras	59·7	18·0
Finsbury	61·7	25·8	Shoreditch	62·6	26·8
Fullham	51·1	13·5	Southwark	57·5	19·6
Greenwich	48·7	10·9	Stepney	58·5	19·4
Hackney	58·9	15·9	Stoke Newington	57·0	11·8
Hammersmith	51·7	18·1	Wandsworth	52·8	11·0
Hampstead	64·4	12·8	City of Westminster	74·5	26·7
Holborn	67·6	30·7	Woolwich	42·8	9·7
Islington	59·0	15·9			

The number of Separate Occupiers or Families in the County of London is 1,019,546, and the number of Male Indoor Domestic Servants—not including those employed in Hotels, Lodging, and Eating Houses—is 15,425, and of Female, 234,398. Hence, the number of Male Servants to every 100 Families is 1·5, and the number of Female Servants 23·0. The proportions vary, in the different Metropolitan Boroughs, to a striking degree. In Bermondsey, Deptford, and Poplar, the Male Indoor Servants number 0·1 only to every 100 Families. In the City of Westminster the proportion is 12·5, in Chelsea 7·8, in St. Marylebone 5·3, and in Kensington 5·1. Female Service varies in equal degree. Shoreditch with 5·5 and Bethnal Green with 5·6 Female Domestic Servants to each 100 Families, stand lowest; Bermondsey with 6·5, Southwark with 7·4, Finsbury with 7·8, Poplar with 8·0, and Stepney with 8·6 contrast with Hampstead having 79·8, Kensington 74·9, City of Westminster 53·3, and Chelsea 47·4. Taking Male and Female Servants together, Hampstead with 81·4 and Kensington with 80·0 for every 100 Families, stand highest.

PROPORTION
OF DOMESTIC
SERVANTS TO
OCCUPIERS,
TABLE 35A.

Of the 4,536,541 persons enumerated in the County of London, 3,016,580 were natives of London; 35,421 were born in Wales and Monmouth, being an increase of 4,129 since 1891; 56,605 in Scotland, an increase of 3,215; 60,211 in Ireland, a decrease of 6,254; and 33,350 in British Colonies or Dependencies. Persons of Foreign birth numbered 161,222, and of these 20,224 were British subjects, 5,621 were naturalized British subjects, and 135,377 were Foreigners; an increase in the case of the last-named of 40,324 since 1891.

BIRTHPLACES,
TABLE 36.

Of the 135,377 Foreigners 79,804 are Males, and 55,573 Females. Natives of Russia are now the most numerous, having increased since the last Census from 12,034 to 38,117. Germany stands second with 27,427, having, however, increased by no more than 507 persons since 1891. Russian Poland follows with 15,420, showing also only a trivial increase. France is fourth in importance with 11,264—no material increase; and Italy fifth with 10,889; or more than double the number returned in 1891. Foreigners are scattered throughout London, but a very large proportion, no less than 54,310, or 40 per cent. of the whole, are in the Metropolitan Borough of Stepney [including Whitechapel, Mile End Old Town, and St. George in the East], of the population of which Borough they constitute 18·2 per cent. The following Metropolitan Boroughs, besides Stepney, contain each more than 5,000 foreigners:—

FOREIGNERS,
COUNTRY OF
BIRTH,
TABLE 37.

1. Westminster, City of	11,831	3. Holborn	5,706
2. St. Pancras	8,156	4. St. Marylebone	5,560

The Married Foreigners number 65,666, the Unmarried 63,369, and the Widowed 6,342. The proportion of Foreigners under 15 years of age, viz., 9·8 per cent., is very small in comparison with the proportion of persons under that age in the general population, viz., 29·9 per cent. This may be largely accounted for by the fact that the children of foreign parents born in England are not abstracted as Foreigners. On the other hand, the proportions from 20 to 25 years, 17·4 per cent., and from 25 to 35 years, 28·8 per cent., are very much greater than the proportions in the general population, which are 10·5 and 17·8 per cent. respectively.

FOREIGNERS,
CONDITION AS
TO MARRIAGE,
AND AGES,
TABLE 37A.

Table 37B shows the occupations of persons of Foreign birth enumerated in the County of London. Out of 20,519 Males of Russian birth, 17,196 are returned as engaged in occupations. Of this number, 6,595 are Tailors, 2,158 Bootmakers, and 1,602 Cabinet Makers.

FOREIGNERS,
OCCUPATIONS,
MALES,
TABLE 37B.

Of the 8,155 Males of Russian-Polish birth, 6,968 are returned as engaged in occupations, and of this number 3,475 are Tailors.

Germany, with 15,902 Males engaged in occupations, supplies 1,997 Bread and Biscuit Makers and Dealers, 1,577 Servants (not Domestic) in Hotels and Eating Houses, 1,305 Tailors, 1,303 Commercial Clerks, and 1,115 Wigmakers or Hairdressers.

France, with 4,522 Males engaged in occupations, furnishes 684 Cooks (not Domestic) and 391 Commercial Clerks.

Italy, with 7,494 Males returned as engaged in occupations, comes next to Germany with 1,150 Servants (not Domestic) in Hotels, etc., and next to France with 488 Cooks (not Domestic). The occupations which Italians seem to have made specially their own

are two in number—1,037 are Costermongers and Hawkers, out of a total of 1,753 Foreigners pursuing that calling, and 325 are Pavlovers, out of a total of 340.

Sweden and Norway are remarkable as providing respectively 400 and 554 Seamen.

FOREIGNERS,
OCCUPATIONS,
FEMALES,
TABLE 37B.

The leading Occupations of Female Foreigners are—Domestic Indoor Service, in which Germany stands first with 2,194, France second with 1,205, and Switzerland third with 651; Tailoring, in which Russia leads with 1,814, Poland follows with 789, and Germany comes third with 406; Dressmaking, engaged in which there are 717 Frenchwomen, 355 Russians, and 207 Germans; and Teaching, in which France supplies 399 School Mistresses, etc., Germany 352, and Switzerland 136.

Of minor Occupations, Russia and Holland provide the great majority of Foreigners of both sexes engaged in Tobacco Manufacture; the United States of America three-fifths of those returned as "Actors"; and Germany predominates in the trade in Watches and Scientific Instruments.

THE BLIND,
THE DEAF
AND DUMB,
THE DEAF, AND
THE INSANE,
TABLE 38.

The number of persons returned as "Blind" is 3,556, and of these 113 suffer from some other infirmity. The former figure compares with 3,573 in 1891.

Similarly, Deaf and Dumb persons, including 132 who are said to be Dumb only, number 2,057, as against 2,128 in 1891. Of these, 19 persons returned as Deaf and Dumb, and 14 as Dumb only, suffer from some other infirmity. Lunatics now number 3,562—including 22 afflicted with some other infirmity; and Imbecile and Feeble-minded 3,496—including 53 otherwise afflicted. The total of these two classes is 7,058, against 5,771 in 1891. In drawing comparisons from these figures, attention must be paid to the fact that the heading to the Infirmities column of the Census Schedule was not identical at the two Censuses. In 1891 the words adopted were "Lunatic, Imbecile, or Idiot," and this expression might have led to more frequent concealment of cases of mental derangement than the form of words adopted for the recent Census, when Occupiers were invited to describe the afflicted person either under the title "Lunatic" or under that of "Imbecile, Feeble-minded."

THE BLIND,
THE DEAF
AND DUMB,
OCCUPATIONS
OF, TABLE 39A.

Of the 3,556 persons returned as Blind, 140 were under 10 years of age, and 2,558 were Retired or Unoccupied, leaving 858, or about one-quarter of the whole, engaged in work. Of these 673 were Males and 185 Females; of the Females 110 were Unmarried and 75 Married or Widowed. Those described as Blind from Childhood included 88 Occupied Males and 42 Occupied Females.

Of the Blind, 122 Persons were Workers in Willow, Cane, or Rush; 90 were Musicians; 76 Costermongers; 49 Brush or Broom Makers, and 45 Musical Instrument Makers and Tuners.

Of the 2,057 persons classed as Deaf and Dumb, 297 were under 10 years of age, and 773 were Retired or Unoccupied, leaving 987, or almost one-half, engaged in work. Of these, 675 were Males and 312 Females. Of the Occupied Females, 254 were Unmarried and 58 Married or Widowed.

Of the Deaf and Dumb, 94 were Tailors, 72 Boot and Shoe Makers, and 71 Dressmakers; 55 were engaged in Laundry and Washing Service; 44 were Domestic Indoor Servants, and 40 Bookbinders.

It is to be observed that the figures given in this Summary apply exclusively to persons enumerated as having passed the night of March 31st, 1901, within the County of London. Thus, persons engaged in Occupations carried on outside the borders may be included in the figures now presented, and persons working within the borders, but residing outside, will not be included. Similarly, persons in Asylums, Hospitals, Workhouses, Prisons, and other Institutions may be included, although they form no part of the ordinary population of London, and others belonging to that population will not be included where the Asylums, etc., lie outside the limits of the County.

REGINALD MACLEOD, Registrar General.

NOEL A. HUMPHREYS.

JOHN TATHAM.


ALFRED J. MUNDY, Secretary.

A. BELLINGHAM, Assistant Secretary.

ADMINISTRATIVE COUNTY OF LONDON

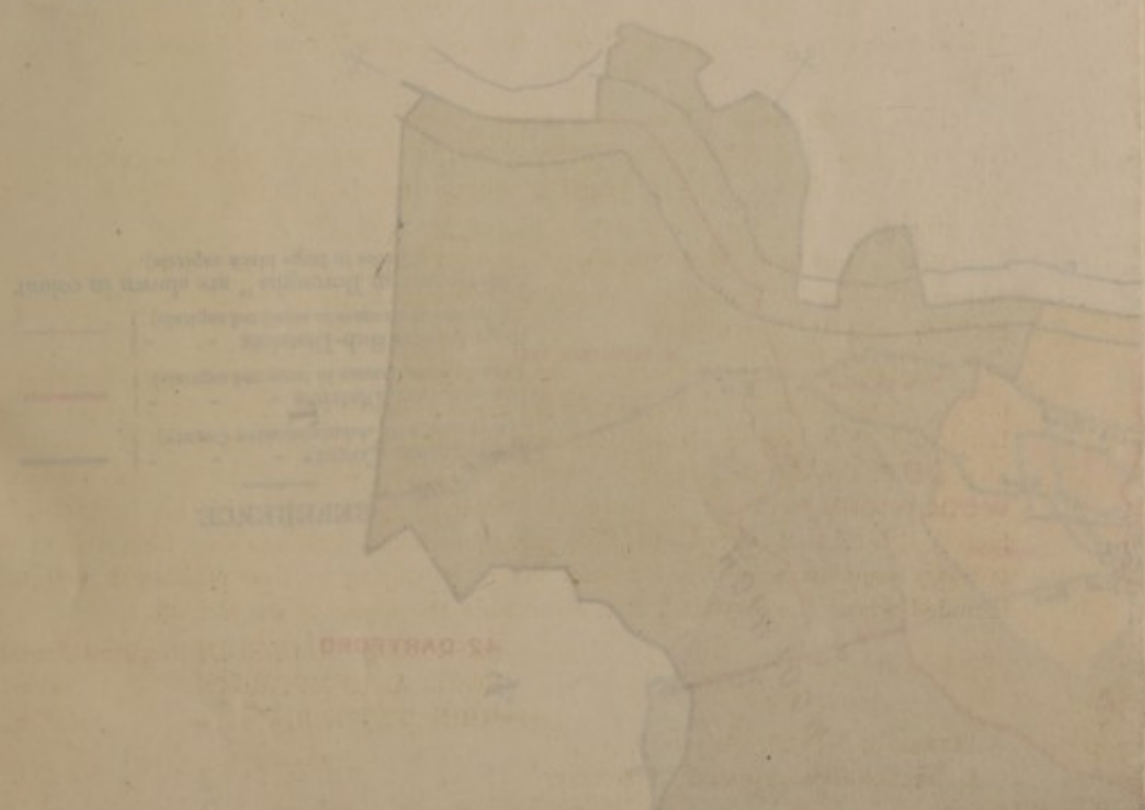
EXTENSIVE WITH THE REGISTRATION COUNTY.

X



X

E



ADMINISTRATIVE COUNTY OF LONDON
(CO-EXTENSIVE WITH THE REGISTRATION COUNTY).



Printed at the Government Survey Office, Southampton, in 1892.

COUNTY OF LONDON.

TABLE 1.—ADMINISTRATIVE COUNTY of LONDON (including CITY of LONDON); REGISTRATION COUNTY of LONDON; METROPOLITAN PORTIONS of ANCIENT COUNTIES of MIDDLESEX, SURREY and KENT.—AREA; HOUSES AND POPULATION 1891 and 1901.

	AREA in Statute Acres.	HOUSES.				POPULATION.		
		Inhabited.	Uninhabited.*		Build- ing.	Persons.	Males.	Females.
			In Occu- pation.	Not in Occu- pation.				
ADMINISTRATIVE COUNTY+ (including City of London), co- extensive with the REGISTRATION COUNTY.	1891 { 1901 {	74,839 {	547,146 571,768	39,686 24,098 15,971	4,194 4,624	4,228,317 4,536,541	1,998,137 2,142,085	2,230,180 2,394,456
METROPOLITAN portions of ANCIENT COUNTIES of:-								
MIDDLESEX ... { 1891 { 1901 {	31,652 {	330,184 324,766	27,443 19,457 9,428	2,687 1,530	2,703,845 2,786,585	1,266,966 1,303,151	1,436,879 1,483,434	
SURREY ... { 1891 { 1901 {	23,123 {	164,530 181,308	9,351 3,727 4,660	1,076 1,756	1,189,417 1,336,970	570,240 637,813	619,177 699,157	
KENT ... { 1891 { 1901 {	20,064 {	52,432 65,694	2,892 914 1,883	431 1,338	335,055 412,986	160,931 201,121	174,124 211,865	

* For explanation of the subdivision of Uninhabited Houses in this and in succeeding Tables, see Introductory Remarks.

† The figures for the City of London, and for the Administrative County exclusive of the City, are given separately in Table 6.

TABLE 2.—DIFFERENCES between the ANCIENT, ADMINISTRATIVE, and REGISTRATION COUNTIES.

The Administrative and Registration Counties of London are co-extensive, and consist of parts of the Ancient Counties of Middlesex, Surrey, and Kent.

TABLE 3.—ADMINISTRATIVE COUNTY, including CITY of LONDON.—POPULATION at each SUCCESSIVE CENSUS with INCREASE per cent. of POPULATION during each INTERCENSAL PERIOD.

CENSUS YEAR.	POPULATION.	Increase per cent. during pre- ceding inter- censal period.	CENSUS YEAR.	POPULATION.	Increase per cent. during pre- ceding inter- censal period.
1801	959,310	—	1861	2,808,494	18·8
1811	1,139,355	18·8	1871	3,261,396	16·1
1821	1,379,543	21·1	1881	3,890,297	17·4
1831	1,655,582	20·0	1891	4,228,317	10·4
1841	1,949,277	17·7	1896	4,429,529	—*
1851	2,363,341	21·2	1901	4,536,541	7·3

NOTE.—By the London Government Act, 1889, the area of the Administrative County of London was thus altered; besides certain other rectifications of boundary which involved very slight changes, the Civil Parish of Penge was severed from the County, as was also a detached part of Clerkenwell situated at Muswell Hill, while the Civil Parish of South Hornsey, formerly part of Hornsey Parish, was added to the County. The population of South Hornsey prior to 1881 is not known, but an estimate has been made for each of the earlier periods, the figures for which are therefore to this slight extent only approximative.

* In London a special intermediate Census was taken in 1896. The Parish of South Hornsey did not then form part of the Administrative County, but an estimate for this Parish is included in the figures for that year. The increase of population per cent. in the present area of the County in the five years 1891-96 was 4·8, and in the succeeding five years it was 2·4 on the population of 1896.

COUNTY OF LONDON—continued.

TABLE 4.—PARLIAMENTARY BOROUGHs and DIVISIONS.—AREA; HOUSES 1901, and POPULATION 1891 and 1901.

NOTE.—The limits of Parliamentary Constituencies were fixed by the Redistribution of Seats Act of 1885, and were not altered by the provisions of the London Government Act of 1899. In consequence of alterations in the boundary of the Administrative County effected under the provisions of the last-named Act, certain Constituencies are partly within and partly without the County of London. In such cases the figures for the part of the Constituency within the County of London are alone given in the Table, while those for the entire Constituency are stated in a Footnote.

PARLIAMENTARY BOROUGHs AND DIVISIONS.	AREA in Statute Acres.	HOUSES, 1901.				POPULATION.			
		Inhabited.	Uninhabited.		Building.	1891. PERSONS.	1901.		
			In Occu- pation.	Not in Occupation.			PERSONS.	Males.	Females.
ADMINISTRATIVE COUNTY (including CITY OF LONDON)	74,839.4	571,768	24,098	15,971	4,624	4,228,317	4,536,541	2,142,085	2,394,456
PARLIAMENTARY BOROUGHs and their DIVISIONS	74,606.0	569,449	24,084	15,923	4,624	4,211,425	4,519,838	2,134,696	2,385,142
PARLIAMENTARY DIVISIONS of COUNTIES (viz., part of the Hornsey Division of Middlesex, and part of the North-Eastern or Wimbledon Division of Surrey, included in the Administrative County of London)	233.4	2,319	14	48	—	16,892	16,703	7,389	9,314
BATTERSEA AND CLAPHAM :—									
1. Battersea Division ...	3,309.7	13,726	168	184	25	98,235	102,469	50,198	52,271
2. Clapham Division ...		18,399	260	468	303	96,021	120,761	56,081	64,680
BETHNAL GREEN :—									
1. North-East Division ...	754.7	7,597	144	85	39	62,397	64,873	31,646	33,227
2. South-West Division ...		6,527	207	227	22	66,735	64,854	31,761	33,093
CAMBERWELL, part of* :—									
1. North Division ...	4,448.8	11,519	139	124	15	88,916	93,073	45,299	47,774
2. Peckham Division ...		13,268	283	234	62	83,483	91,448	44,267	47,181
3. Dulwich Division, part of* ...		11,770	124	375	117	62,945	74,904	33,302	41,602
CHELSEA ...	804.7	11,710	422	362	18	96,253	95,086	44,131	50,955
DEPTFORD ...	1,574.6	15,763	229	194	91	101,286	110,122†	53,504	56,618
FINSBURY, part of‡ :—									
1. Holborn Division ...	996.2	4,935	902	255	69	70,914	61,904	30,586	31,318
2. Central Division, part of‡ ...		5,871	550	175	20	65,898	62,944	31,243	31,701
3. East Division ...		3,427	1,111	125	33	45,327	39,827	19,422	20,405
FULHAM ...	1,702.8	18,521	193	634	299	91,639	137,249	64,649	72,600
GREENWICH ...	3,842.0	14,216	170	269	182	78,167	95,578	47,565	48,013
HACKNEY :—									
1. North Division ...	3,929.4	13,454	218	271	47	77,181	84,221	36,911	47,310
2. Central Division ...		9,215	193	159	11	64,760	67,726	31,120	36,606
3. South Division ...		13,291	176	155	32	87,601	101,344	48,203	53,141
HAMMERSMITH ...	2,288.8	15,198	359	283	91	97,239	111,970	52,575	59,395
HAMPSTEAD ...	2,247.2	11,359	296	491	116	68,416	82,329	31,828	50,501
ISLINGTON :—									
1. North Division ...	3,108.1	12,149	216	229	18	90,235	99,895	46,579	53,316
2. West Division ...		7,269	150	119	14	74,162	74,171	37,139	37,032
3. East Division ...		11,895	223	232	8	83,558	89,349	40,929	48,420
4. South Division ...		7,362	236	113	5	71,188	71,823	34,708	37,115
KENSINGTON :—									
1. North Division ...	2,188.2	9,656	192	281	4	82,633	87,708	39,022	48,686
2. South Division ...		12,128	530	888	31	83,675	85,365	28,329	57,036

* The remainder of the Dulwich Division of Camberwell (the Civil Parish of Penge) is in the Administrative County of Kent: the entire Division contains:—
15,543 | 184 | 625 | 124 | 83,320 | 97,369 | 43,125 | 54,244

† Of the total population of Deptford Borough (110,122), 38,230 are included in the Ancient County of Surrey and 71,892 in that of Kent.

‡ The remainder of the Central Division of Finsbury (formerly a detached part of Clerkenwell Civil Parish, now part of Hornsey Civil Parish) is in the Administrative County of Middlesex: the entire Division contains:—
6,096 | 552 | 203 | 87 | 66,216 | 64,077 | 31,703 | 32,374

COUNTY OF LONDON—continued.

TABLE 4.—PARLIAMENTARY BOROUGHs and DIVISIONS.—AREA; HOUSES 1901, and POPULATION 1891 and 1901—continued.

PARLIAMENTARY BOROUGHs AND DIVISIONS.	AREA in Statute Acres.	HOUSES. 1901.				POPULATION.			
		Inhabited.	Uninhabited.		Building.	1891.	1901.		
			In Occu- pation.	Not in Occu- pation.		PERSONS.	PERSONS.	Males.	Females.
LAMBETH :—									
1. North Division	3,937.5	6,405	278	152	19	62,586	59,542	29,818	29,724
2. Kennington Division		9,658	183	126	11	73,850	78,313	38,919	39,394
3. Brixton Division		11,237	244	237	40	70,356	75,366	34,640	40,726
4. Norwood Division		13,872	185	408	76	68,411	85,730	38,204	47,526
LEWISHAM	7,005.8	22,977	381	1,221	598	88,653	128,346	57,173	71,173
LONDON, CITY OF	672.7	3,865	5,762	437	166	37,702	26,923	13,825	13,098
MARYLEBONE :—									
1. East Division	1,505.6	6,319	473	379	104	66,690	58,677	25,105	33,572
2. West Division		7,147	283	322	27	75,714	73,618	32,322	41,296
MIDDLESEX, part of HORNSEY DIVISION of*	229.8	2,319	14	48	—	16,892	16,703	7,389	9,314
NEWINGTON :—									
1. West Division	631.2	6,990	214	92	12	56,623	61,279	31,087	30,192
2. Walworth Division		6,235	108	73	7	59,181	60,893	29,809	31,084
PADDINGTON, part of :—									
1. North Division, part of †	1,254.6	7,488	142	155	19	64,668	72,214	32,903	39,311
2. South Division		7,507	306	360	13	53,178	55,114	20,402	34,712
ST. GEORGE, HANOVER SQUARE ...	1,120.8	9,017	572	523	24	78,364	76,734	31,798	44,936
ST. PANCRAS :—									
1. North Division	2,671.8	6,580	107	86	12	59,233	59,375	28,570	30,805
2. East Division		5,770	214	119	6	60,666	60,276	28,891	31,385
3. West Division		6,490	262	204	2	60,704	59,766	29,032	30,734
4. South Division		4,796	421	103	2	53,776	55,495	27,637	27,858
SHOREDITCH :—									
1. Hoxton Division	648.5	6,122	1,010	157	18	67,651	62,429	30,760	31,669
2. Haggerston Division		6,525	168	91	17	56,358	55,277	26,939	28,338
SOUTHWARK :—									
1. West Division	1,998.4	5,367	559	202	16	66,785	62,687	31,903	30,784
2. Rotherhithe Division		8,611	189	166	3	73,915	70,248	35,185	35,063
3. Bermondsey Division		9,477	400	273	22	82,849	82,150	40,623	41,527
STRAND	612.6	4,827	1,612	311	88	64,733	53,297	26,946	26,351
SURREY, part of NORTH-EASTERN or WIMBLEDON DIVISION of ‡	3.6	—	—	—	—	—	—	—	—
TOWER HAMLETS :—									
1. Whitechapel Division	4,092.3	5,711	515	113	28	74,420	78,634	41,373	37,261
2. St. George Division		5,196	84	70	29	47,918	51,193	25,898	25,295
3. Limehouse Division		6,811	146	120	11	55,253	55,981	28,599	27,382
4. Mile End Division		6,189	94	96	2	48,846	48,867	23,372	25,495
5. Stepney Division		7,432	199	193	24	58,746	63,698	31,222	32,476
6. Bow and Bromley Division ...		11,965	187	145	4	88,418	90,554	44,926	45,628
7. Poplar Division		10,669	198	142	15	78,330	78,332	40,015	38,317
WANDSWORTH, part of §	8,135.9	29,409	351	1,511	978	113,244	179,877	80,087	99,790
WESTMINSTER	823.6	4,457	280	170	42	55,774	50,790	24,446	26,344
WOOLWICH	8,299.5	18,083	176	234	517	98,966	117,170	61,270	55,900

* The remainder of the Hornsey Division of Middlesex is in the Administrative County of Middlesex. The figures in the Table relate to the former Civil Parish of South Hornsey which has been added to the County of London. The entire division contains :—
6,423.8 | 18,614 | 190 | 291 | 303 | 77,744 | 109,752 | 47,917 | 61,835 |

† The remainder of the North Division of Paddington (one acre of land without houses or population) is in the Administrative County of Middlesex.

‡ Formerly a detached part of Mitcham Civil Parish, now part of Tooting Graveney Civil Parish.

§ The remainder of the Borough of Wandsworth (formerly a detached part of Putney Civil Parish, now part of Barnes Civil Parish, containing 29 acres of land without houses or population) is in the Administrative County of Surrey.

COUNTY OF LONDON—continued.

TABLE 5.—ECCLESIASTICAL PARISHES or DISTRICTS.—INHABITED HOUSES and POPULATION 1901.

NOTE.—In the case of Ecclesiastical Parishes created by Orders in Council, the names given in such Orders have been invariably adopted. The Parishes are arranged alphabetically, those wholly or partly in the City of London being placed at the end of the Table.

ECCLESIASTICAL PARISH or DISTRICT, and DIOCESE in which situated.	Date of Formation.	Inhabited Houses, 1901.	Population, 1901.	Ancient Parish in which situated.	Number of Registration Districts.	ECCLESIASTICAL PARISH or DISTRICT, and DIOCESE in which situated.	Date of Formation.	Inhabited Houses, 1901.	Population, 1901.	Ancient Parish in which situated.	Number of Registration Districts.
Agar Town, St. Thomas (Land.)	1832	739	7,682	St. Pancras ...	8	Blackheath:—					
Angell Town, St. John the Evangelist (Rock.)	1853	893	5,796	Lambeth ...	24	All Saints (Rock.)	1839	431	2,496	Lewisham ...	27 & 28
Balham, St. John the Divine, Bedford Hill (Rock.)	1901	1,219	6,935	Streatham ...	25	St. John the Evangelist (Rock.)	1868	1,007	5,766	Greenwich ...	29
Balham Hill, The Ascension (Rock.)	1884	1,583	9,095	Streatham, and Clapham ...	25	The Ascension (Rock.)	1883	523	3,175	Lewisham ...	27 & 28
Barnsbury, St. Clement (Land.)	1892	1,925	11,282	Islington ...	9	Blackheath Park, St. Michael and All Angels (Rock.)	1886	167	1,046	Charlton ...	29
Battersea:—						Bloomsbury, St. George (Land.)	—	1,314	14,984	St. Giles in the Fields, and St. George Bloomsbury	8 & 11
Christ Church (Rock.)	1864	2,118	15,346	Battersea and Wandsworth	25	Brixton:—					
St. Andrew (Rock.)	1885	984	8,182			St. Matthew (Rock.)	1824	1,849	12,092	Lambeth	24
St. George, Nine Elms (Rock.)	1853	1,072	8,112			St. Paul (Rock.)	1882	1,675	10,798		
St. John (Rock.)	1863	1,780	12,127			Brixton East, St. Jude (Rock.)	1869	1,032	7,192		
St. Luke (Rock.)	1900	1,953	11,096			Brixton Hill, St. Saviour (Rock.)	1876	1,446	9,330		
St. Mary (Rock.)	—	2,839	21,639			Brixton Road, Christ Church (Rock.)	1836	1,098	6,797	Lewisham	28
St. Michael, Wandsworth Common (Rock.)	1883	1,272	8,017	Battersea	25	Brockley Hill, St. Saviour (Rock.)	1867	1,291	7,382		
St. Peter (Rock.)	1874	1,246	10,067			Bromley:—					
St. Philip (Rock.)	1871	1,878	15,806			All Hallows (Land.)	1875	1,465	12,089		
St. Stephen (Rock.)	1887	1,197	9,433			St. Andrew (Land.)	1900	841	6,456		
Battersea Park:—						St. Gabriel (Land.)	1869	862	6,782	Bromley	21
All Saints (Rock.)	1884	988	9,811	Battersea Rise, St. Mark (Rock.)	1A & 1B	St. Mary (Land.)	—	1,947	14,369		
St. Saviour (Rock.)	1872	1,404	10,548			St. Michael and All Angels (Land.)	1864	2,309	17,272		
						Brompton, Holy Trinity (Land.)	1829	1,476	9,027		
						Brompton West, St. Mary (Land.)	1850	805	5,033		
						Brookfield:—				Kensington	1A, 3 & 4 1B
Baywater, St. Matthew (Land.)	1838	818	6,041	Paddington ...	1A & 1B	St. Anne, Highgate Rise (Land.)	1833	604	6,033		
Bedford New Town, St. Matthew (Land.)	1839	908	7,539	St. Pancras ...	8	St. Mary (Land.)	1877	664	4,684		
Belsize Park, St. Peter (Land.)	1861	604	4,195	Hampstead ...	7	Brownwood Park, St. John the Evangelist (Land., part of)	1875	1,041	6,613		
Bermondsey:—						Buckingham Palace Road, St. Philip (Land.)	1891	455	3,069		
Christ Church (Rock.)	1845	696	6,270	Bermondsey	23	Camberwell:—				St. George Hanover Square	4
St. Anne (Rock.)	1871	1,026	7,159			All Saints, Blenheim Grove (Rock.)	1872	871	5,289		
St. Crispin (Rock.)	1875	701	5,861			Camden Church (Rock.)	1845	1,208	7,942		
St. James (Rock.)	1840	1,883	15,293			Christ Church (Rock.)	1838	1,920	14,500		
St. Luke, Grange Road (Rock.)	1885	1,028	7,612			Emmanuel (Rock.)	1842	1,612	12,755		
St. Mary Magdalene (Rock.)	—	2,156	20,142	Bermondsey South, St. Augustine (Rock.)	22 & 23	St. Bartholomew (Rock.)	1888	1,522	12,406	Bermondsey, Rotherhithe, St. Paul Deptford, and Camberwell	23, 26 & 27
St. Paul (Rock.)	1846	940	9,235								
Bethnal Green:—											
St. Andrew (Land.)	1843	1,072	11,874	Bethnal Green	16 & 17						
St. Barnabas (Land.)	1870	1,594	12,088			St. George (Rock.)	1824	2,008	16,115	Camberwell	26
St. Bartholomew (Land.)	1844	1,330	10,644			St. Giles (Rock.)	—	3,206	21,924		
St. James the Great (Land.)	1844	667	6,501			St. James (Rock.)	1874	934	6,584		
St. James the Less (Land.)	1843	1,220	9,832			St. Luke (Rock.)	1878	1,321	10,214		
St. John (Land.)	1837	1,068	12,312	Bethnal Green	16 & 17	St. Mark (Rock.)	1880	1,436	14,739	Bermondsey and Camberwell	22 & 26
St. Jude (Land.)	1844	1,271	10,872			St. Philip (Rock.)	1876	1,231	9,119		
St. Matthew (Land.)	—	1,167	9,769			Camden New Town, St. Paul (Land.)	1851	707	5,306		
St. Matthias (Land.)	1844	461	4,744			Camden Town (Land.)	1863	1,112	10,496	St. Pancras	8
St. Paul (Land.)	1865	667	6,738			Camden Town, St. Michael (Land.)	1876	562	5,011		
St. Peter (Land.)	1841	925	8,067	Bethnal Green	16	Camden Hill, St. George (Land.)	1865	1,047	7,525		
St. Philip (Land.)	1842	256	4,792			Canonbury, St. Stephen (Land.)	1839	564	5,105		
St. Simon Zelotes (Land.)	1844	782	6,233			Catford, St. Laurence (Rock.)	1888	3,549	18,794		
St. Thomas (Land.)	1844	759	6,688								

* This Parish is partly in the Administrative County of Middlesex; the entire Parish contains 1,391 inhabited houses, and 8,723 population.
 * See also Battersea Park, Battersea Rise, Clapham Common, Lavender Hill, and Wandsworth Common.
 * See also Bermondsey South, and Camberwell.
 * See also Hackney South, Haggerston, and Shoreditch.
 * See also Holborn.
 * See also East India Docks.
 * See also Champion Hill, Denmark Hill, Dulwich, Forest Hill, Herne Hill, Kennington, Nunhead, and Peckham.

COUNTY OF LONDON—continued.

TABLE 5.—ECCLESIASTICAL PARISHES or DISTRICTS.—INHABITED HOUSES and POPULATION 1901—continued.

ECCLESIASTICAL PARISH or DISTRICT, and DIOCESE in which situated.	Date of Formation.	Inhabited Houses, 1901.	Population, 1901.	Ancient Parish in which situated.	Number of Registration Districts.	ECCLESIASTICAL PARISH or DISTRICT, and DIOCESE in which situated.	Date of Formation.	Inhabited Houses, 1901.	Population, 1901.	Ancient Parish in which situated.	Number of Registration Districts.
Champion Hill, St. Saviour (Rock.)	1881	876	5,147	Camberwell	26	De Beauvoir Town, St. Peter (Land.)	1840	1,350	10,903	Hackney	9 & 10
Charlton ^a :—						Denmark Hill, St. Matthew (Rock.)	1848	781	4,800	Lambeth, and Camberwell	21 & 25
St. Luke (Rock.)	—	155	1,241			Deptford ^b :—					
St. Paul (Rock.)	1862	1,085	6,765	Charlton	29	Christ Church (Rock.)	1871	919	7,351		27
Charlton New, Holy Trinity (Rock.)	1886	915	5,988			St. John (Rock.)	1855	1,753	10,725	St. Paul Deptford	27 & 28
Charterhouse :—						St. Luke (Rock.)	1873	1,962	15,146		23 & 27
St. Mary (Land.)	1862	161	1,806	St. Luke	15	St. Mark (Rock.)	1884	603	4,540		27
St. Thomas (Land.)	1842	179	2,073			St. Nicholas (Rock.)	—	809	7,257	St. Nicholas Deptford	27
Chelsea ^c :—						St. Paul (Rock.)	—	1,774	13,170	St. Paul Deptford	27
Christ Church (Land.)	1890	864	7,230			St. Peter (Rock.)	1871	784	4,386		27 & 28
St. John (Land.)	1877	1,494	16,500	Chelsea	3	Drury Lane, St. John the Evangelist (Land.)	1855	140	1,315	St. Martin in the Fields	11 & 12
St. Luke (Land.)	—	4,092	30,756			Dulwich, St. Barnabas (Rock.)	1894	602	3,314		26
Chelsea Upper :—						Dulwich Common, St. Peter (Rock.)	1884	1,372	7,413		26 & 28
Holy Trinity (Land.)	1830	746	6,561		3	Dulwich East :—					
St. Saviour (Land.)	1842	895	7,426	Chelsea	In & 3	St. Clement (Rock.)	1886	2,207	15,446	Camberwell	26
St. Simon (Land.)	1860	484	3,972		3	St. John the Evangelist (Rock.)	1865	3,235	21,926		26
City Road :—						Dulwich South, St. Stephen (Rock.)	1868	429	2,855		24 & 26
St. Clement (Land.)	1874	455	6,998	St. Luke	13	Dulwich West :—					
St. Matthew (Land.)	1848	374	3,484		9, 13 & 15	All Saints (Rock.)	1890	603	3,665	Lambeth, and Streatham	24 & 26
Clapham ^d :—						Emmanuel (Rock.)	1878	1,254	7,433	Lambeth	24 & 26
Christ Church (Rock.)	1862	1,074	7,979		24 & 25						
Holy Trinity (Rock.)	—	2,038	12,369		25						
St. James (Rock.)	1854	1,603	10,001	Clapham	25						
St. John the Evangelist (Rock.)	1842	686	4,433		24 & 25						
St. Paul (Rock.)	1861	1,381	9,165		25	Earl's Court :—					
Clapham Common, St. Barnabas (Rock.)	1895	1,971	11,506	Battersea	25	St. Matthias (Land.)	1871	711	5,635		
Clapham Park, All Saints (Rock.)	1859	1,460	8,914	Clapham, and Lambeth	21 & 25	St. Philip (Land.)	1858	943	5,717	Kensington	16
Clapton :—						Earlsfield, St. Andrew (Rock.)	1890	1,788	12,853	Wandsworth	25
Christ Church (Land.)	1871	985	6,076			East India Docks, All Hallows (Land.)	1879	1,437	11,106	Bromley	21
St. James (Land.)	1863	1,344	7,808			Eltham ^e :—					
Clapton Park :—						Holy Trinity (Rock.)	1860	612	3,194	Eltham	23
All Saints (Land.)	1873	2,003	15,525	Hackney	10	St. John the Baptist (Rock.)	—	492	2,601		
All Souls (Land.)	1884	902	8,512			St. Peter (Rock.)	1871	325	2,000	Eltham, and Lee	23
Clapton Upper, St. Matthew (Land.)	1896	883	5,243								
Clerkenwell ^f :—											
Holy Redeemer (Land.)	1882	511	6,015		13	Finchbury, St. Paul, Bunhill Row (Land.)	1842	319	4,846	St. Luke	13 & 15
St. James (Land.)	—	1,043	13,205	Clerkenwell	8 & 13	Finchbury Park, St. Thomas (Land.)	1888	883	6,479	Islington	9
St. John the Baptist (Land.)	1723	290	3,278		13	Forest Hill :—					
St. Paul (Land.)	1865	439	6,151	Clerkenwell and St. Luke	13	Christ Church (Rock.)	1855	1,038	5,579	Lewisham	28
St. Peter (Land.)	1871	637	7,165			St. Augustine, Honor Oak Park (Rock.)	1874	805	4,119	Camberwell, and Lewisham	26 & 28
St. Philip (Land.)	1840	306	5,676	Clerkenwell	13	St. Paul (Rock.)	1887	106	678	Lewisham	28
Covent Garden, St. Paul (Land.)	—	216	1,692	St. Paul Covent Garden	12						
Crofton Park, St. Hilda (Rock.)	1900	621	3,468	Lewisham	28	Fulham :—					
Cubitt Town, St. John (Land.)	1873	812	6,285	Poplar	21	All Saints (Land.)	—	1,150	6,969		
Curtain Road, St. James (Land.)	1841	356	3,014	Shoreditch	13 & 15	St. Alban (Land.)	1897	1,206	10,508		
						St. Andrew, Fulham Fields (Land.)	1874	2,158	17,122	Fulham	2
						St. Clement (Land.)	1886	1,335	10,514		
						St. Dionis, Parson's Green (Land.)	1885	1,541	9,779		
						St. Etheldreda (Land.)	1897	1,074	7,846		
						St. James, Moore Park (Land.)	1868	1,786	12,184	Fulham	2 & 3
						St. John, Walham Green (Land.)	1835	2,638	15,481		
						St. Mary, North End (Land.)	1835	885	6,235		
						St. Matthew (Land.)	1886	2,182	17,263	Fulham	2
						St. Oswald (Land.)	1890	603	5,167		
						St. Peter (Land.)	1883	2,435	17,908		
Dalston :—											
Holy Trinity (Land.)	1879	1,097	7,622	Hackney	10						
St. Bartholomew (Land.)	1897	452	3,886								
St. Mark (Land.)	1871	1,587	11,889	Hackney & Stoke Newington	10						
St. Philip (Land.)	1818	1,321	11,311	Hackney	10						
Davies Street, St. Anselm (Land.)	1896	307	2,330	St. George Hanover Square	4						

^a See also Blackheath Park, Charlton New, Kidbrooke, and Woolwich.^b See also Chelsea Upper, Kensal Green, Kensal Town, Kilburn, and Notting Hill.^c See also Balham Hill, and Clapham Park.^d See also Myddelton Square, Penton Street, and Pentonville.^e See also Camberwell, Greenwich West, Hatcham, Hatcham Park, and Rotherhithe.^f See also Mottingham, and Shooter's Hill.

COUNTY OF LONDON—continued.

TABLE 5.—ECCLESIASTICAL PARISHES or DISTRICTS.—INHABITED HOUSES and POPULATION 1901—continued.

ECCLESIASTICAL PARISH or DISTRICT, and DIOCESE in which SITUATED.	Date of Formation.	Inhabited Houses, 1901.	Population, 1901.	Ancient Parish in which situated.	Number of Registration Districts.	ECCLESIASTICAL PARISH or DISTRICT, and DIOCESE in which SITUATED.	Date of Formation.	Inhabited Houses, 1901.	Population, 1901.	Ancient Parish in which situated.	Number of Registration Districts.
Gipsy Hill, Christ Church (Rock.)	1867	878	5,338	Lambeth	21 & 26	Hampstead ⁴ :— All Souls (Land.)	1805	580	3,285	Hampstead, and St. Marylebone	6 & 7
Globe Road, St. Peter (Land.)	1839	1,338	9,155	Stepney	20	Christ Church (Land.)	1832	512	3,656		
Gordon Square, All Saints (Land.)	1842	353	3,942	St. Pancras	8 & 11	Emmanuel, West End (Land.)	1885	1,374	9,923	Hampstead	7
Gray's Inn Road :— Holy Trinity (Land.)	1837	637	7,926	Holborn St. Andrew above the Bars, and St. George the Martyr	8 & 13	St. John (Land.)	—	988	7,701		
						St. Paul (Land.)	1860	536	3,061	Hampstead	6 & 7
St. Jude (Land.)	1862	552	5,904	St. Pancras	8	St. Stephen (Land.)	1870	1,294	9,766		7
Great Marlborough Street, St. John the Baptist (Land.)	1865	383	4,843	St. James Westminster	5	Hampstead Road, St. James (Land.)	1864	795	9,161	St. Pancras	8
Great Windmill Street, St. Peter (Land.)	1865	208	2,489			Hampstead South, St. Saviour (Land.)	1865	808	5,756		
Greenwich ⁵ :— St. Alphege (Rock.)	—	1,572	11,356			Hampstead West :— St. Cuthbert (Land.)	1888	804	6,055		
St. Paul (Rock.)	1864	1,656	6,253	Greenwich	27	St. James (Land.)	1888	775	7,008	Hampstead	7
St. Peter (Rock.)	1867	793	4,912			St. Luke (Land.)	1896	395	2,613		
Greenwich East, Christ Church (Rock.)	1868	3,426	24,630			Trinity (Land.)	1873	661	4,419		
Greenwich West, Holy Trinity (Rock.)	1868	1,216	7,170	Greenwich, and St. Paul Deptford	27 & 28	Harlesden, All Souls (Land.), part of 1	1875	112	653	Hammersmith	2
Grosvenor Park, All Souls (Rock.)	1871	770	5,773	Newington	22 & 26	St. Catherine (Rock.)	1891	1,947	11,483	St. Paul Deptford, and Lewisham	27
						St. James (Rock.)	1845	3,075	21,209	St. Paul Deptford	27 & 28
						Hatcham Park, All Saints (Rock.)	1872	2,181	16,033		26 & 27
						Haverstock Hill :— St. Andrew (Land.)	1865	1,004	16,335	St. Pancras	7 & 8
						Trinity (Land.)	1851	1,595	14,170		8
Hackney ⁶ :— St. John (Land.)	—	2,248	16,839	Hackney	10	Herne Hill, St. Paul (Rock.)	1845	1,383	8,488	Camberwell, and Lambeth	24 & 25
Hackney South :— Christ Church (Land.)	1871	1,189	8,121	Bethnal Green, and Hackney	10 & 16	Herne Hill Road, St. Saviour (Rock.)	1868	1,673	7,179	Lambeth	24
St. Augustine (Land.)	1867	1,115	7,338	Hackney	10	Highbury :— Christ Church (Land.)	1849	1,040	6,980	Islington	9
St. John of Jerusalem (Land.)	1835	1,390	13,000			St. Saviour (Land.)	1806	65	445		
St. Michael and All Angels (Land.)	1865	1,237	10,348	Bethnal Green, Hackney, and Shoreditch	10 & 15	Highbury New Park, St. Augustine (Land.)	1871	1,004	7,320	Islington	9 & 10
Hackney West, St. James (Land.)	1824	1,789	11,283	Hackney	10	Highbury Vale, St. John (Land.)	1882	1,010	7,220		
Hackney Wick, St. Mary of Eton (Land.)	1833	881	6,863			Highgate, St. Michael (Land.), part of 1	1832	221	1,306	St. Pancras	8
Haggerston :— All Saints (Land.)	1838	1,014	7,832	Hackney, and Shoreditch	10 & 15	Holborn :— St. Alban (Land.)	1802	290	3,580	Holborn St. Andrew above the Bars, and St. George the Martyr	13
St. Augustine (Land.)	1863	864	7,045								
St. Chad (Land.)	1863	711	6,251	Shoreditch	15	St. John the Evangelist (Land.)	1867	331	3,033	St. George Bloomsbury, Holborn St. Andrew above the Bars, and St. George the Martyr	11 & 13
St. Columba (Land.)	1863	581	6,780								
St. Mary (Land.)	1829	708	5,785								
St. Paul (Land.)	1861	959	7,382	Hackney, and Shoreditch	10 & 15						
St. Stephen (Land.)	1865	826	6,227	Bethnal Green, Hackney, and Shoreditch	15 & 16	Holloway, Emmanuel, Hornsey Road (Land.)	1886	893	6,631		
Hammersmith :— Holy Innocents (Land.)	1802	1,018	6,775			Holloway Lower, St. James (Land.)	1839	712	6,593		
St. John the Evangelist (Land.)	1860	1,790	13,381			Holloway Upper :— All Saints (Land.)	1885	832	6,000		
St. Luke (Land.)	1872	1,236	10,157			St. John (Land.)	1828	1,275	11,324	Islington	9
St. Matthew (Land.)	1872	1,908	15,223			St. Paul (Land.)	1870	742	6,341		
St. Paul (Land.)	—	1,742	12,744	Hammersmith	2	St. Peter (Land.)	1881	790	7,433		
St. Peter (Land.)	1836	1,286	8,235			St. Stephen (Land.)	1881	1,604	10,594		
St. Saviour (Land.), part of *	1891	568	4,578			Holloway West :— St. David (Land.)	1892	651	7,312		
St. Simon (Land.)	1889	941	6,556			St. Luke (Land.)	1860	1,255	10,283		
St. Stephen (Land.)	1830	1,622	11,013								

* This Parish is partly in the Administrative County of Middlesex; the entire Parish contains 616 inhabited houses, and 4,878 population.

† This Parish is partly in the Administrative County of Middlesex; the entire Parish contains 2,695 inhabited houses, and 14,676 population.

‡ This Parish is partly in the Administrative County of Middlesex; the entire Parish contains 661 inhabited houses, and 3,889 population.

§ See also Clapton, Clapton Park, Clapton Upper, Dalston, De Beauvoir Town, Hackney South, Hackney West, Hackney Wick, Haggerston.

¶ See also Clapton, Clapton Park, Clapton Upper, Dalston, De Beauvoir Town, Hackney South, Hackney West, Hackney Wick, Haggerston, Homerton, Hoxton, Stamford Hill, Stoke Newington, and Stoke Newington Common.

** See also Harlesden, Kensal Green, Kensington, Notting Hill, Shepherd's Bush, and Stamford Brook.

*** See also Belsize Park, Hampstead South, Hampstead West, Kilburn, and Primrose Hill.

**** See also Gray's Inn Road and Queen Square, also St. Andrew, Holborn (included under the City of London).

COUNTY OF LONDON—continued.

TABLE 5.—ECCLESIASTICAL PARISHES or DISTRICTS.—INHABITED HOUSES and POPULATION 1901—continued.

ECCLESIASTICAL PARISH or DISTRICT, and DIOCESE in which situated.	Date of Formation.	Inhabited Houses, 1901.	Population, 1901.	Ancient Parish in which situated.	Number of Registration District.	ECCLESIASTICAL PARISH or DISTRICT, and DIOCESE in which situated.	Date of Formation.	Inhabited Houses, 1901.	Population, 1901.	Ancient Parish in which situated.	Number of Registration District.
Homerton :— St. Barnabas (Land.)	1848	1,205	12,364	Hackney	10	Kensington ^b :— St. Barnabas (Land.)	1842	876	5,375	Kensington	1B
St. Luke (Land.)	1873	1,805	12,689			St. Clement (Land.)	1867	499	3,646	Kensington, and Hammersmith	1B & 2
Homerton Lower, St. Paul (Land.)	1889	634	5,116	Islington	9	St. Cuthbert, Earl's Court (Land.)	1888	495	3,826	Kensington	1B
Hornsey Rise, St. Mary (Land.)	1865	1,192	8,838			St. James Norlands (Land.)	1846	1,200	9,718	Kensington, and Hammersmith	1B & 2
Hornsey Road, St. Barnabas (Land.)	1866	1,183	9,634			St. John the Baptist, Holland Road (Land.)	1889	301	1,754		
Horsleydown, St. John (Rock.)	—	661	7,769	St. John Horsleydown	23	St. Mary Abbotts (Land.)	—	2,478	19,684	Kensington	1B & 4
Hoxton :— Christ Church (Land.)	1839	726	6,576	Shoreditch	9 & 15	Kensington South :— St. Augustine (Land.)	1869	487	3,247	Kensington	1B
Holy Trinity (Land.)	1848	672	7,822			St. Jude (Land.)	1872	631	4,890		
St. Andrew (Land.)	1863	1,045	9,623	Hackney, and Shoreditch	10 & 15	St. Luke (Land.)	1874	719	5,699		
St. Anne (Land.)	1865	518	3,845	Shoreditch	15	St. Peter (Land.)	1867	342	2,927		
St. John the Baptist (Land.)	1824	1,877	17,425	St. Luke, and Shoreditch	15	St. Stephen (Land.)	1868	449	3,251	Kensington	1B
St. Mary (Land.)	1865	516	7,193			Kentish New Town, St. Luke (Land.)	1869	929	6,709		
St. Peter (Land.)	1869	412	4,800			Kentish Town (Land.)	1863	867	7,184		
St. Saviour (Land.)	1862	781	7,237	Shoreditch	15	Kentish Town :— St. Barnabas (Land.)	1886	588	4,627	St. Pancras	8
						St. Benet and All Saints (Land.)	1881	887	7,072		
Islington ^a :— All Saints, Battle-bridge (Land.)	1838	1,428	12,729	Islington	9 & 13	St. Martin (Land.)	1864	769	8,809	Charlton, and Kidbrooke	29
Holy Trinity (Land.)	1831	1,382	11,708			Kidbrooke :— St. James (Rock.)	—	345	3,282		
St. Andrew, Thornhill Square (Land.)	1853	789	7,965			Kilburn :— St. Augustine (Land.)	1870	679	5,248	Paddington, St. Marylebone, and Hampstead	1A, 6 & 7
St. Bartholomew (Land.)	1865	379	4,827			St. Luke the Evangelist (Land.), part of	1877	437	4,521		
St. James the Apostle (Land.)	1875	392	6,635			St. Mary (Land.)	1863	1,187	7,897	Hampstead	6 & 7
St. John the Baptist (Land.)	1873	973	8,508			St. Paul (Land.), part of	1897	249	1,982		
St. Jude, Midmay Park (Land.)	1896	1,381	10,232			King Square, St. Barnabas (Land.)	1841	549	5,193	St. Luke	13
St. Mary (Land.)	—	1,446	12,458			Knightsbridge :— All Saints ^c (Land.)	1849	745	6,342	St. Margaret, and St. John the Evangelist Westminster	1B & 4
St. Mary Magdalene, Holloway Road (Land.)	1891	1,244	9,474			Holy Trinity ^d (Land.)	1866	138	1,382		
St. Matthew, Essex Road (Land.)	1851	973	8,773						St. George Hanover Square, St. Margaret, and St. John the Evangelist Westminster	3 & 4	
St. Matthias, Caledonian Road (Land.)	1888	682	7,332								
St. Michael (Land.)	1861	672	9,527								
St. Paul, Ball's Pond (Land.)	1830	1,191	8,251			Lambeth ^e :— Emmanuel (Rock.)	1869	764	7,355	Lambeth	24
St. Peter (Land.)	1835	1,553	14,508			Holy Trinity (Rock.)	1841	510	5,718		
St. Philip (Land.)	1838	699	6,143			St. Andrew (Rock.)	1846	693	7,635		
St. Thomas (Land.)	1862	662	6,330			St. John, with All Saints, Waterloo Road (Rock.)	1824	1,284	10,624		
Kennington :— St. James (Rock.)	1875	882	6,044	Lambeth	24	St. Mary (Rock.)	—	1,290	11,000	Lambeth	22 & 24
St. John the Divine (Rock.)	1872	1,905	15,283	Lambeth, and Camberwell	22, 24 & 26	St. Mary the Less, Princes Road ^f (Rock.)	1842	1,540	12,738		
St. Mark (Rock.)	1824	2,303	15,988	Lambeth	24	St. Philip (Rock.)	1864	1,083	11,299		
Kennington Park, St. Agnes (Rock.)	1874	650	4,591	Newington	22	St. Thomas (Rock.)	1846	879	8,235		
Kennington South, St. Barnabas (Rock.)	1851	1,463	9,782	Lambeth	24						
Kensal Green :— St. John (Land.), part of	1845	1,339	8,870	Kensington, Hammersmith, and Chelsea	1A, 2, & 1B	Lambeth South :— All Saints (Rock.)	1874	1,368	11,893	Lambeth	24 & 25
St. Jude (Land.), part of	1879	1,943	13,791	Chelsea, and Paddington	1A	St. Ann (Rock.)	1869	1,087	10,140		
Kensal Town, St. Thomas (Land.)	1889	358	3,494	Chelsea, and Kensington	1A & 1B	St. Stephen (Rock.)	1861	975	6,459		
						Lavender Hill, Ascension (Rock.)	1875	1,497	9,004	Battersea	25

^a This Parish is partly in the Administrative County of Middlesex; the entire Parish contains 4,072 inhabited houses, and 29,159 population. At the 28th July, 1901, part of the area of this Parish was constituted the new Parish of St. Martin, Kensal Rise; of the 1,294 inhabited houses and 9,636 population at the time of the Census, included in the new Parish, 15 inhabited houses with 74 population were situated within the Administrative County of London.

^b This Parish is partly in the Administrative County of Middlesex; the entire Parish contains 1,994 inhabited houses, and 14,300 population.

^c This Parish is partly in the Administrative County of Middlesex; the entire Parish contains 979 inhabited houses, and 10,891 population.

^d This Parish is partly in the Administrative County of Middlesex; the entire Parish contains 275 inhabited houses, and 2,173 population.

^e On the 13th May, 1901, the Parishes of All Saints, Knightsbridge, and Holy Trinity, Knightsbridge, were united by Order in Council.

^f On the 8th August, 1901, part of the area of this Parish, containing 669 inhabited houses and 4,924 population at the time of the Census, was constituted the new Parish of St. Anselm, Kennington Cross.

^g See also Barnsbury, Brookfield, Canonbury, Finsbury Park, Highbury, Holloway, Hornsey Rise, Hornsey Road, Penton Street, St. John's Park, Tufnell Park, and Whitehall Park.

^h See also Brompton, Campden Hill, Earl's Court, Kensal Green, Kensal Town, Kensington South, Notting Hill, Onslow Square, and Westbourne Park.

ⁱ See also St. George, Hanover Square.

^j See also Angel Town, Brixton, Camberwell, Clapham Park, Denmark Hill, Dulwich West, Gipsy Hill, Herne Hill, Kennington, Lambeth South, Loughborough Park, Norwood, Stockwell, Streatham,ulse Hill, and Vauxhall.

COUNTY OF LONDON—continued.

TABLE 5.—ECCLESIASTICAL PARISHES or DISTRICTS.—INHABITED HOUSES and POPULATION
1901—continued.

ECCLESIASTICAL PARISH or DISTRICT, and DIOCESE in which SITUATED.	Date of Formation.	Inhabited Houses, 1901.	Population, 1901.	Ancient Parish in which situated.	Number of Registrations District.	ECCLESIASTICAL PARISH or DISTRICT, and DIOCESE in which SITUATED.	Date of Formation.	Inhabited Houses, 1901.	Population, 1901.	Ancient Parish in which situated.	Number of Registrations District.						
Lee :- Good Shepherd (Rock.)	1888	489	2,631	Lee	28	Notting Hill :- All Saints (Leod.)	1861	1,860	16,962	Kensington	1B						
Holy Trinity (Rock.)	1863	388	3,228			Christ Church (Leod.)	1882	632	8,434	Kensington, and Chelsea	1B						
St. Augustine, Grove Park (Rock.)	1891	111	679			Holy Trinity, Lattimer Road (Leod.)	1885	640	5,926	Kensington, and Hammersmith	1B & 2						
St. Margaret (Rock.)	—	997	5,734			St. Clement (Leod.)	1884	1,212	12,030								
St. Mildred, Burnt Ash Hill (Rock.)	1881	470	3,916			St. John (Leod.)	1845	984	6,413	Kensington	1B						
Lee Park, Christ Church (Rock.)	1853	399	2,301	Lewisham	27 & 28	St. Mark (Leod.)	1864	1,076	8,331	Kensington, and Hammersmith	1B						
Lewisham :- St. Mark (Rock.)	1871	1,038	5,777			St. Michael and All Angels (Leod.)	1871	921	9,694	Kensington	1B						
St. Mary * (Rock.)	—	2,425	13,907			St. Peter (Leod.)	1857	1,106	7,142		1A & 1B						
St. Stephen (Rock.)	1895	1,613	8,898			Nunhead, St. Anthony (Rock.)	1878	3,028	19,126	Camberwell	26						
St. Swithin, Hither Green (Rock.)	1888	967	6,088			Nutford Place, St. Luke (Leod.)	1861	427	4,654	St. Marylebone	6						
Limehouse :- St. Anne (Leod.)	—	1,330	9,972	Limehouse	19 & 21	Old Ford :- St. Mark, Victoria Park (Leod.)	1873	2,022	15,005	Bow or Stratford to Bow	10 & 21 16 & 21 21						
St. John the Evangelist (Leod.)	1853	783	6,170														
St. Peter (Leod.)	1887	962	7,080														
Lincoln's Inn Fields, Holy Trinity (Leod.)	1884	443	7,084	Limehouse, and Poplar	11 & 12	St. Paul (Leod.)	1878	1,438	11,223								
Lisson Grove, St. Paul (Leod.)	1864	338	4,133	St. Marylebone	6	St. Stephen (Leod.)	1858	1,358	9,655								
London Dock, St. Peter (Leod.)	1896	612	6,897	St. George in the East, and Shadwell	18 & 19	Old Street :- St. Luke (Leod.)	—	775	7,295	St. Luke	13						
Loughborough Park, St. Catherine (Rock.)	1877	763	5,254	Lambeth	24	St. Mark (Leod.)	1848	297	2,230	St. Luke, and Shoreditch	13 & 15						
						Onslow Square, St. Paul (Leod.)	1861	374	2,661	Kensington	1B						
						Paddington :- All Saints (Leod.)	1848	648	5,161	Paddington	1A						
Maida Hill, Emmanuel (Leod.)	1876	918	9,742	Paddington, and St. Marylebone	1A & 6												
Marylebone Road, St. Mark (Leod.)	1872	290	3,617	St. George Hanover Square	4												
Mayfair, Christ Church (Leod.)	1865	645	4,892														
Mile End New Town :- All Saints (Leod.)	—	751	6,076	Stepney	16 & 17	St. James (Leod.)	—	910	5,509								
St. Olave (Leod.)	1875	571	6,481			St. John the Evangelist (Leod.)	1832	909	5,185								
						St. Luke (Leod.)	1868	762	5,097	Paddington	1A & 1B						
Mile End Old Town :- St. Luke (Leod.)	1870	1,071	8,538	Stepney	20 & 21	St. Mary (Leod.)	1845	1,107	10,706								
Trinity (Leod.)	1841	1,815	14,974			St. Mary Magdalene (Leod.)	1864	745	9,914								
						St. Michael and All Angels (Leod.)	1864	370	2,750								
Millwall, St. Luke (Leod.)	1870	799	6,485	Poplar	21	St. Paul (Leod.)	1874	514	5,194								
Mottingham, St. Andrew (Rock.), part of	1884	66	370	Eltham	28	St. Peter (Leod.)	1871	1,286	13,368	Paddington	1A						
Myddelton Square, St. Mark (Leod.)	1828	1,211	9,901	Clerkenwell	13	St. Saviour (Leod.)	1836	1,543	12,728								
						St. Simon, Saltram Crescent (Leod.), part of	1890	452	4,647								
						St. Stephen (Leod.)	1855	965	6,554								
						Peckham :- St. Andrew (Rock.)	1866	960	7,384	Camberwell	26						
Newington :- All Saints (Rock.)	1896	1,613	13,009	Newington	22												
Holy Trinity (Rock.)	1827	1,067	9,781														
St. Andrew (Rock.)	1877	1,034	7,430														
St. Mary (Rock.)	—	1,507	15,821														
St. Matthew (Rock.)	1863	339	5,288														
North Audley Street, St. Mark (Leod.)	1863	296	2,982	St. George Hanover Square	4	St. Mary Magdalene (Rock.)	1842	1,913	12,789	Camberwell	26 & 27						
Norwood, St. Luke (Rock.)	1824	2,702	16,180	Lambeth	24 & 25	Peckham North, All Saints (Rock.)	1892	660	5,049		26						
						Penton Street, St. Silas (Leod.)	1868	1,013	10,384	Islington, and Clerkenwell	9 & 13						
						Pentonville, James (Leod.)	1854	831	10,285	Clerkenwell	9 & 13						
						Perry Hill, St. George (Rock.)	1880	1,483	7,416	Lewisham	28						

* On 17th June, 1901, part of the area of this Parish, containing 880 inhabited houses and 4,746 population at the time of the Census, was constituted the new Parish of St. Cyprian, Brockley.

† This Parish is partly in the Administrative County of Kent; the entire Parish contains 285 inhabited houses, and 1,702 population.

‡ This Parish is partly in the Administrative County of Middlesex; the entire Parish contains 556 inhabited houses, and 5,714 population.

§ See also Eltham, and Lee Park.

|| See also Blackheath, Brockley Hill, Catford, Crofton Park, Forest Hill, Hatcham, Perry Hill, and Sydenham.

¶ See also Stepney.

‡ See also Grosvenor Park, Kennington Park, and Waiworth.

§ See also Bayswater, Kensal Green, Kilburn, Maida Hill, St. Marylebone, and Westbourne Park.

COUNTY OF LONDON—continued.

TABLE 5.—ECCLESIASTICAL PARISHES or DISTRICTS.—INHABITED HOUSES and POPULATION 1901—continued.

ECCLESIASTICAL PARISH or DISTRICT, and DIOCESE in which situated.	Date of Formation.	Inhabited Houses, 1901.	Population, 1901.	Ancient Parish in which situated.	Number of Registration Districts.	ECCLESIASTICAL PARISH or DISTRICT, and DIOCESE in which situated.	Date of Formation.	Inhabited Houses, 1901.	Population, 1901.	Ancient Parish in which situated.	Number of Registration Districts.
Pimlico :— St. Barnabas (Land.)	1896	557	7,148	St. George Hanover Square	4	St. John's Wood, All Saints (Land.)	1846	826	5,335	St. Marylebone	6 & 7
St. Gabriel, Warwick Square (Land.)	1833	1,926	16,846			St. John the Evangelist in the East (Land.)	1870	1,469	13,757	St. George in the East	18
St. Michael, Chester Square (Land.)	1846	565	3,830			St. Martin in the Fields (Land.)	—	777	8,844	St. Martin in the Fields	12
St. Peter (Land.)	1826	1,394	9,750			St. Marylebone :— All Saints (Land.)	1849	194	1,969	St. Marylebone	6
St. Saviour (Land.)	1864	970	8,469			All Souls, Langham Place (Land.)	1825	1,026	11,243		6 & 8
Plumstead :— St. James (Rock.)	1878	908	4,960	Plumstead	29	Christ Church (Land.)	1825	706	8,839		6
St. John the Baptist (Rock.)	1885	943	5,244			Holy Trinity (Land.)	1825	1,183	12,034		6 & 8
St. Margaret (Rock.)	—	2,802	16,694			St. Andrew (Land.)	1844	283	2,786		6 & 8
St. Nicholas (Rock.)	1864	5,244	33,488			St. Barnabas (Land.)	1866	450	7,072		6
Poplar :— All Saints (Land.)	—	2,172	14,137			St. Cyprian (Land.)	1866	243	2,104		6
Christ Church (Land.)	1860	1,061	8,357	Poplar	21	St. Mark, Hamilton Terrace (Land.)	1850	882	6,089	Paddington, and St. Marylebone	1A & 6
St. Matthias (Land.)	1867	628	4,437			St. Mary (Land.)	1824	1,181	10,079		6
St. Saviour (Land.)	1875	1,264	9,832			St. Marylebone †	—	1,537	17,177	St. Marylebone	6 & 8
St. Stephen (Land.)	1867	802	5,028			St. Matthew (Land.)	1853	565	6,157		6
Portland Town, St. Stephen the Martyr (Land.)	1849	1,123	8,308			The Annunciation, Bryanston Street (Land.)	1894	474	3,408		6
Portman Square, St. Thomas (Land.)	1857	718	7,979	St. Marylebone	6	St. Mary le Strand (Land.)	—	55	494	St. Mary le Strand	12
Primrose Hill, St. Mary the Virgin (Land.)	1885	342	2,298			St. Pancras :— Christ Church (Land.)	1837	908	9,285		6 & 8
Putney :— St. Mary (Rock.)	—	3,763	22,613	Putney	25	Holy Cross (Land.)	1876	674	5,016	St. Pancras	8
Queen Square, St. George the Martyr (Land.)	—	443	7,238	Holborn St. Andrew above the Bars, and St. George the Martyr	13	Old Church (Land.)	1832	463	7,387		8
Ratcliff, St. James (Land.)	1838	646	6,186	Stepney	19	St. Bartholomew (Land.)	1860	588	6,311		8
Regent Square, St. Peter (Land.)	1839	608	7,705	St. Pancras	8 & 13	St. John the Evangelist, Charlotte Street (Land.)	1851	976	13,471	St. Pancras	6 & 8
Regent Street, St. Thomas (Land.)	1870	226	2,194	St. James Westminster	5	St. Mark, Albert Road (Land.)	1833	1,279	10,217		8
Rochampton, Holy Trinity (Rock.)	1845	285	2,126	Putney	25	St. Mary Magdalene (Land.)	1832	467	4,358		8
Rotherhithe :— All Saints (Rock.)	1840	1,136	8,733	Rotherhithe	23	St. Pancras (Land.)	—	1,280	14,627	St. Pancras	8 & 11
Christ Church (Rock.)	1842	829	5,819			St. Saviour (Land.)	1865	335	5,234		8
Holy Trinity (Rock.)	1842	438	3,965			St. Pancras North, All Hallows (Land.)	1894	682	5,595		7 & 8
St. Barnabas (Rock.)	1873	915	6,425			Savoy, Chapel Royal, Precinct of : (Land.)	—	24	166	Precinct of Savoy	12
St. Katherine (Rock.)	1886	806	7,103			Shadwell :— St. Paul (Land.)	1844	582	7,749		19
St. Mary (Rock.)	—	931	6,821	Rotherhithe, and St. Paul Deptford	23 & 27	Shepherd's Bush, St. Thomas (Land.)	1883	627	4,799	Hammersmith	2
Saffron Hill, St. Peter (Land.)	1839	373	3,396	Saffron Hill, Hatton Garden, Ely Rents and Ely Place	13	Shooter's Hill :— All Saints (Rock.)	1876	1,076	6,216	Plumstead	29
St. Clement Danes* (Land.)	—	488	6,010	St. Clement Danes	11, 12 & 13	Christ Church (Rock.)	1865	125	761	Eltham, Plumstead, and Woolwich	28 & 29
St. George, Hanover Square :— St. George, Hanover Square (Land.)	—	1,267	11,791	St. George Hanover Square	1A, 3 & 4	Shoreditch :— Holy Trinity (Land.)	1866	133	2,731	Shoreditch, and Bethnal Green	15 & 16
St. Paul, Wilton Place (Land.)	1843	1,013	7,139			St. Agatha (Land.)	1872	117	1,158		15
St. George in the East :— Christ Church (Land.)	1840	1,094	9,917			St. Leonard (Land.)	—	1,008	7,881		15
St. George in the East (Land.)	—	1,171	11,424	St. George in the East	18	St. Michael (Land.)	1862	120	3,502	St. George in the East	15 & 16
St. Mary (Land.)	1850	678	5,878			Soho :— St. Anne (Land.)	—	626	7,396		5
St. Giles in the Fields (Land.)	—	1,024	13,248			St. Luke, Berwick Street (Land.)	1811	330	4,330	St. James Westminster	5
				St. Giles in the Fields	11	St. Mary the Virgin (Land.)	1836	269	4,097		5
						Somers Town :— Christ Church (Land.)	1863	188	3,977	St. Pancras	8
						St. Mary (Land.)	1832	746	9,993		8

* This Parish is said to include New Inn and Clements Inn.

† On the 13th May, 1901, part of the area of this Parish, containing 331 inhabited houses and 3,814 population at the time of the Census, was constituted the new Parish of St. Paul Portman Square.

‡ The Precinct of the Savoy is shown in this Table as in the Diocese of London, but it is said to be Extra-Diocesan.

§ See also Shooter's Hill.

|| See also Cubitt Town, Limehouse, and Millwall.

¶ See also Camberwell.

** See also Buckingham Palace Road, Davies Street, Knightsbridge, Mayfair, North Audley Street, and Pimlico.

†† See also London Dock, St. John the Evangelist in the East, and Wapping.

‡‡ See also Bloomsbury and Lincoln's Inn Fields.

§§ See also Drury Lane and Strand.

||| See also Hampstead, Kilburn, Lisson Grove, Maida Hill, Marylebone Road, Nutford Place, Portland Town, Portman Square, and St. John's Wood.

|||| See also Agar Town, Bedford New Town, Brookfield, Camden New Town, Gordon Square, Gray's Inn Road, Hampstead Road, Haverstock Hill, Highgate, Kentish Town, Regent Square, St. Pancras North, and Somers Town.

||||| See also London Dock.

|||||| See also Curtain Road, Hackney South, Haggerston, Hoxton, Old Street, and Spitalfields.

COUNTY OF LONDON—continued.

TABLE 5.—ECCLESIASTICAL PARISHES or DISTRICTS,—INHABITED HOUSES and POPULATION 1901—continued.

ECCLESIASTICAL PARISH or DISTRICT, and DIOCESE in which SITUATED.	Date of Formation.	Inhabited Houses, 1901.	Population, 1901.	Ancient Parish in which situated.	Number of Registered Electors, 1901.	ECCLESIASTICAL PARISH or DISTRICT, and DIOCESE in which SITUATED.	Date of Formation.	Inhabited Houses, 1901.	Population, 1901.	Ancient Parish in which situated.	Number of Registered Electors, 1901.
Southwark :— All Hallows (Rock.)	1875	414	4,147	Christ Church Southwark, and St. Saviour Southwark	22	Streatham :— Christ Church (Rock.)	1844	1,130	6,801	Streatham	21 & 25
Christ Church (Rock.)	—	936	9,896	Christ Church Southwark	22 & 21	Immanuel (Rock.)	1854	1,275	6,961	Streatham	25
St. Alphege (Rock.)	1872	681	6,900	Christ Church Southwark	22	St. Leonard (Rock.)	—	1,671	9,690	Streatham	25
St. George the Martyr (Rock.)	—	1,078	13,067	St. George the Martyr Southwark	22	St. Mary (Rock.)	1855	1,673	10,404	Streatham	25
St. Jude (Rock.)	—	674	8,575	St. George the Martyr Southwark	22	St. Peter (Rock.)	1870	845	4,780	Lambeth, and Streatham	24 & 25
St. Mary (Rock.)	—	1,250	13,503	St. George the Martyr Southwark	22 & 23	Streatham Hill, St. Margaret (Rock.)	1901	478	2,187	Streatham	25
St. Michael (Rock.)	1867	389	4,045	St. George the Martyr Southwark	22	Streatham Lower, St. Andrew (Rock.)	1887	364	2,250	Streatham	25
St. Olave (Rock.)	—	206	1,705	St. Olave Southwark	22 & 23	Streatham Park, St. Alban (Rock.)	1888	312	1,966	Streatham, and Wandsworth	25
St. Paul (Rock.)	—	673	9,435	St. George the Martyr Southwark	22 & 24	Summer's Town, St. Mary (Rock.)	1840	801	4,916	Streatham, and Wandsworth	25
St. Peter (Rock.)	—	300	4,508	St. Saviour Southwark	22	Sydenham :— Holy Trinity (Rock.)	1866	500	2,780	Lewisham	28
St. Saviour (Rock.)	—	478	5,757	St. Saviour Southwark, and St. Thomas Southwark	22 & 23	St. Bartholomew (Rock.)	1854	776	4,258	Lewisham	28
St. Stephen (Rock.)	1850	635	4,741	St. George the Martyr Southwark	22	St. Philip (Rock.)	1860	557	3,063	Lewisham	28 & 29
Spitalfields :— Christ Church (Land.)	—	1,119	19,926	Spitalfields	17	Sydenham Lower, St. Michael and All Angels, Bell Green (Rock.)	1879	2,611	11,965	Lewisham	28
St. Mary (Land.)	—	292	3,720	Old Artillery Ground, and Norton Folgate	15 & 17	Tollington Park :— St. Anne (Land.)	1871	1,183	10,530	Islington	9
St. Stephen (Land.)	1858	336	4,420	Shoreditch, and Spitalfields	15 & 17	St. Mark (Land.)	1854	1,678	13,641	Islington	9
Stamford Brook, St. Mary (Land.)	1888	902	6,860	Hammersmith	2	St. Saviour (Land.)	1888	897	6,541	Islington	9
Stamford Hill :— St. John, Vartry Road (Land.), part of*	1887	47	346	Hackney, and Stoke Newington	10	Tooting, St. Nicholas (Rock.)	—	2,470	16,473	Tooting	25
St. Thomas (Land.)	1827	1,960	11,268	Hackney	10	Tooting Upper, Holy Trinity (Rock.)	1855	1,821	10,665	Streatham	25
Stepney :— Christ Church (Land.)	1877	1,061	9,337	Hackney	20	Tothill Fields, St. Mary the Virgin (Land.)	1841	384	3,657	St. Margaret, and St. John the Evangelist Westminster	4
St. Anthony (Land.)	1879	731	5,328	Hackney	16 & 20	Tower of London, St. Peter ad Vincula (Land.)	—	61	755	Tower of London	17
St. Augustine (Land.)	1880	629	7,682	Stepney	20	Tufnell Park, St. George (Land.)	1868	1,533	11,468	Islington	9
St. Benet (Land.)	1870	1,107	10,014	Stepney	20	Tulse Hill, Holy Trinity (Rock.)	1836	724	4,176	Lambeth, and Streatham	24 & 25
St. Dunstan (Land.)	—	2,868	23,482	Stepney	19 & 20	Tulse Hill Upper, St. Matthias (Rock.)	1890	1,013	5,415	Lambeth	24
St. Matthew (Land.)	1872	830	6,486	Limehouse, and Stepney	19 & 20	Vauxhall, St. Peter (Rock.)	1861	1,060	10,354	St. Margaret, and St. John the Evangelist Westminster	4
St. Paul (Land.)	—	1,861	14,323	Limehouse, and Stepney	19 & 20	Vauxhall Bridge Road, Holy Trinity (Land.)	1852	619	5,900	St. Margaret, and St. John the Evangelist Westminster	4
St. Philip the Apostle (Land.)	1836	1,072	9,482	Stepney	20	Walworth :— St. John (Rock.)	1860	830	10,963	Walworth	22
St. Thomas, Arbour Square (Land.)	1839	2,060	16,071	Stepney	19 & 20	St. Mark, East Street (Rock.)	1870	789	6,156	Walworth	22
Stockwell :— St. Michael (Rock.)	1845	1,637	6,909	Lambeth	24	St. Paul (Rock.)	1857	1,805	16,965	Walworth	22
Stockwell Green, St. Andrew (Rock.)	1868	2,824	19,369	Lambeth	24	St. Peter (Rock.)	1825	1,768	14,324	Walworth	22
Stoke Newington :— All Saints (Land.)	1873	594	3,571	Stoke Newington	9 & 10	The Lady Margaret (Rock.)	1890	421	5,290	Walworth	22
St. Andrew (Land.)	1883	1,214	6,703	Stoke Newington, and Hackney	10	Walworth Common, St. Stephen (Rock.)	1870	611	6,278	Walworth	22
St. Faith (Land.)	—	905	6,968	Stoke Newington	10	Wandsworth :— All Saints (Rock.)	—	963	6,719	Wandsworth	25
St. Mary (Land.)	—	2,325	14,882	Stoke Newington	10	St. Anne (Rock.)	1846	2,300	13,296	Wandsworth	25
St. Matthias (Land.)	1848	1,290	9,540	Stoke Newington	10	St. Faith (Rock.)	1884	1,789	10,919	Wandsworth	25
St. Olave (Land.), part of†	1892	288	1,837	Stoke Newington	10	St. Michael and All Angels, Southfields (Rock.)	1898	619	3,920	Wandsworth	25
Stoke Newington Common, St. Michael and All Angels (Land.)	1836	1,488	8,046	Hackney	10	St. Paul, Wimbledon Park (Rock.)	1877	568	3,714	Wandsworth	25
Strand, St. Michael, Bury Street, (Land.)	1848	106	1,393	St. Martin in the Fields	12	St. Stephen (Rock.)	1878	1,196	6,863	Wandsworth	25
Stratford-le-Bow :— St. Mary (Land.)	—	941	6,996	Bow or Stratford-le-Bow	21						

* This Parish is partly in the Administrative County of Middlesex; the entire Parish contains 1,691 inhabited houses, and 10,606 population.

† This Parish is partly in the Administrative County of Middlesex; the entire Parish contains 447 inhabited houses, and 2,990 population.

* See also Globe Road, Mile End New Town, Mile End Old Town, and Ratcliff.

* See also Dalston and Stamford Hill.

* See also Old Ford.

* See also Balham, Dulwich West, Streatham Hill, Streatham Lower, Streatham Park, Summer's Town, Tooting Upper, and Tulse Hill.

* See also Battersea, Earlsfield, Summer's Town, and Wandsworth Common.

COUNTY OF LONDON—continued.

TABLE 5.—ECCLESIASTICAL PARISHES or DISTRICTS.—INHABITED HOUSES and POPULATION 1901—continued.

ECCLESIASTICAL PARISH or DISTRICT, and DIOCESE in which SITUATED.	Date of Formation.	Inhabited Houses, 1901.	Population, 1901.	Ancient Parish in which situated.	Number of Registration Districts.	ECCLESIASTICAL PARISH or DISTRICT, and DIOCESE in which SITUATED.	Date of Formation.	Inhabited Houses, 1901.	Population, 1901.	Ancient Parish in which situated.	Number of Registration Districts.
Wandsworth Common, St. Mary Magdalene (Roch.)	1839	1,071	7,169	Battersea, and Wandsworth	25	City of London—cont.					
Wapping, St. John (Land.)	1806	292	3,688	St. George in the East, and Wapping	18 & 19	St. Andrew, Holborn† (Land.)	—	290	2,923	St. Andrew Holborn above the Bars, and St. George the Martyr, and St. Andrew Holborn below the Bars	13 & 14
Westbourne Park Upper, St. Andrew and St. Philip (Land.)	1871	690	10,941	Paddington, and Kensington	1a & 1b						
Westcombe Park, St. George (Roch.)	1892	1,119	7,143	Greenwich	27	St. Andrew by the Wardrobe, with St. Anne, Blackfriars (Land.)	—	73	603		
Westminster* :—						St. Andrew Undershaft, with St. Mary Axe (Land.)	—	45	157		
Christ Church, Broadway (Land.)	1840	203	4,193	St. Margaret, and St. John the Evangelist Westminster	4	St. Anne and St. Agnes, with St. John Zachary (Land.)	—	11	67		
St. Andrew, Victoria Street (Land.)	1896	467	6,847	St. James, Westminster	5	St. Augustine with St. Faith, Watling Street (Land.)	—	30	221	These Ecclesiastical Parishes are co-extensive with the Ancient Parishes	14
St. James, Piccadilly (Land.)	—	992	7,732	St. Margaret, and St. John the Evangelist Westminster	4	St. Bartholomew the Great, West Smithfield (Land.)	—	200	1,441		
St. James the Less, Upper Garden Street (Land.)	1802	281	2,935			St. Bartholomew the Less (Land.)	—	14	809		
St. John the Evangelist, Smith Square (Land.)	—	307	2,513			St. Botolph, Billingsgate, with St. George, Botolph Lane (Land.)	—	13	68		
St. Margaret (Land.)	—	307	2,513			St. Botolph, Bishopsgate (Land.)	—	221	1,090		
St. Matthew, Great Peter Street (Land.)	1850	332	6,158			St. Botolph without Aldersgate (Land.)	—	182	1,567		
St. Stephen (Land.)	1847	174	1,976			St. Botolph without Aldgate, with Holy Trinity, Minorities (Land.)	—	467	4,675	St. Botolph without Aldgate, St. Botolph without Aldgate or East Smithfield Liberty, St. Katherine by the Tower, and Holy Trinity Minorities	14
Whitechapel :—											
St. Jude (Land.)	1845	267	6,521	Whitechapel	17						
St. Mark (Land.)	1839	565	6,160								
St. Mary (Land.)	—	1,406	18,068								
St. Paul, Dock Street (Land.)	1864	415	6,532	Whitechapel, St. Botolph without Aldgate, or East Smithfield Liberty, St. Katherine by the Tower, Old Tower without, and Wapping	17 & 19						
Whitehall Park, St. Andrew, Hornsey Lane (Land.)	1897	808	5,593	Islington	9						
Woolwich* :—						St. Bride, Fleet Street, with Bridewell (Land.)	—	139	1,364	St. Bride, and Bridewell	14
Holy Trinity (Roch.)	1881	819	5,840			St. Clement, Eastcheap, with St. Martin Orgar (Land.)	—	51	184	These Ecclesiastical Parishes are co-extensive with the Ancient Parishes	14
St. John (Roch.)	1899	1,341	10,691	Woolwich	29	St. Dunstan-in-the-East (Land.)	—	59	294		
St. Mary Magdalene (Roch.)	—	1,215	11,207			St. Dunstan-in-the-West, with St. Thomas in the Liberty of the Rolls (Land.)	—	216	1,208	St. Dunstan in the West, and the Liberty of the Rolls	12 & 14
St. Michael and All Angels (Roch.)	1879	785	5,271	Charlton, and Woolwich	29	St. Edmund the King, with St. Nicholas Acons (Land.)	—	42	164	These Ecclesiastical Parishes are co-extensive with the Ancient Parishes	14
St. Thomas (Roch.)	1845	1,567	9,498	Woolwich	29	St. Ethelburga (Land.)	—	23	100		
Woolwich, North, St. John the Evangelist (St. Albans), part of*	1877	441	3,086			St. Giles, Cripplegate (Land.)	—	141	1,032	St. Giles without Cripplegate	14
CITY OF LONDON :—						St. Helen, Bishopsgate, with St. Martin Outwich (Land.)	—	65	240		
All Hallows, Bark- ing (Land.)	—	66	336	These Ecclesiastical Parishes are co-extensive with the Ancient Parishes	14	St. James Garlick-hythe, and St. Michael, Queenhithe, with Holy Trinity the Less (Land.)	—	45	152		
All Hallows, Lombard Street, with St. Benet Gracechurch, St. Leonard, Eastcheap, and St. Dionis Backchurch (Land.)	—	76	296			St. Katherine Coleman, Fenchurch Street (Land.)	—	35	136	These Ecclesiastical Parishes are co-extensive with the Ancient Parishes	14
All Hallows, London Wall (Land.)	—	39	164			St. Katherine Cree, with St. James, Duke Place (Land.)	—	73	365		
Christ Church, Newgate Street, with St. Leonard, Foster Lane (Land.)	—	33	1,028			St. Lawrence, Jewry, with St. Mary Magdalene, Milk Street, and St. Michael Bassishaw (Land.)	—	63	406		
Holy Trinity, Gough Square (Land.)	1842	89	724	St. Bride, and Whitefriars	14	St. Magnus the Martyr, St. Margaret, New Fish Street, and St. Michael, Crooked Lane (Land.)	—	61	337		
Holy Trinity, Minorities (see St. Botolph without Aldgate)	—	30	324								
St. Alban, Wood Street, with St. Olave, Silver Street, and St. Michael, Wood Street, with St. Mary Staining (Land.)	—	2	29								
St. Alphage, London Wall (Land.)	—	2	29								

* This Parish is partly in the Administrative County of Essex; the entire Parish contains 979 inhabited houses, and 7,924 population.

† This Parish is partly without the boundaries of the City of London; it is said to include Thavies Inn.

‡ This Parish is partly without the boundaries of the City of London.

§ This Parish is partly without the boundaries of the City of London, it is said to include Serjeants Inn, Old Serjeants Inn, Cliffords Inn, and the Inner and Middle Temple.

* See also Great Marlborough Street, Great Windmill Street, Knightsbridge, Regent Street, Soho, Tothill Fields, and Vauxhall Bridge Road.

* See also Shooter's Hill, and Woolwich North.

COUNTY OF LONDON—continued.

TABLE 5.—ECCLESIASTICAL PARISHES or DISTRICTS.—INHABITED HOUSES and POPULATION 1901—continued.

ECCLESIASTICAL PARISH or DISTRICT, and DIOCESE in which situated.	Date of Formation.	Inhabited Houses, 1901.	Population, 1901.	Ancient Parish in which situated.	Number of Registration District.	ECCLESIASTICAL PARISH or DISTRICT, and DIOCESE in which situated.	Date of Formation.	Inhabited Houses, 1901.	Population, 1901.	Ancient Parish in which situated.	Number of Registration District.
City of London—cont.						City of London—cont.					
St. Margaret, Lothbury, with St. Christopher le Stocks and St. Bartholomew, Exchange, with St. Olave, Old Jewry, St. Martin Pomeroiy, St. Mildred Poultry, and St. Mary Colechurch (Lond.)	—	107	443			St. Peter le Poer, with St. Benet Fink (Lond.)	—	89	319	This Ecclesiastical Parish is co-extensive with the Ancient Parish	14
St. Margaret Patens, with St. Gabriel (Lond.)	—	38	121			St. Sepulchre without Newgate* (Lond.)	—	362	2,663	This Ecclesiastical Parish is co-extensive with the Ancient Parish	13 & 14
St. Martin, Ludgate, with St. Mary Magdalen, Old Fish Street, and St. Gregory by St. Paul (Lond.)	—	63	729			St. Stephen, Coleman Street (Lond.)	—	139	540		
St. Mary Abchurch with St. Lawrence Pountney (Lond.)	—	41	143			St. Stephen, Walbrook, with St. Benet Sherehog (Lond.)	—	34	118		
St. Mary, Aldermanbury, (Lond.)	—	16	69			St. Swithin, London Stone, with St. Mary Bothaw (Lond.)	—	25	245		
St. Mary, Aldermary, with St. Thomas the Apostle, St. Antholin, and St. John the Baptist upon Walbrook (Lond.)	—	61	388			St. Vedast, Foster Lane, with St. Michael le Querne, St. Matthew, Friday Street, and St. Peter, Westcheap (Lond.)	—	31	211		
St. Mary at Hill, with St. Andrew Hubbard (Lond.)	—	38	191								
St. Mary-le-Bow, St. Pancras, Soper Lane, All Hallows, Honey Lane, All Hallows, Broad Street, and St. John the Evangelist (Lond.)	—	42	202	These Ecclesiastical Parishes are co-extensive with the Ancient Parishes	14	Places reputed to be Extra-Parochial for Ecclesiastical Purposes:—	—	137	811		4, 13, 14 & 24
St. Mary Woolnoth, with St. Mary Woolchurch Haw (Lond.)	—	36	177			Charterhouse, Close of the Collegiate Church of St. Peter; Barnard's Inn, Furnival's Inn, Gray's Inn, Lincoln's Inn, and Staple Inn; and Lambeth Palace					
St. Michael, Cornhill (Lond.)	—	50	162								
St. Michael, Paternoster Royal, with St. Martin Vintry, and All Hallows the Great and Less (Lond.)	—	40	200								
St. Mildred, Bread Street, with St. Margaret Moses (Lond.)	—	9	71								
St. Nicholas Cole-Abbey, St. Nicholas Olave, St. Mary Somerset, St. Mary Mount-haw, St. Benet, Paul's Wharf, and St. Peter near Paul's Wharf (Lond.)	—	36	247			Included in the Diocese of:—					
St. Olave, Hart Street, with All Hallows Staining (Lond.)	—	81	305			Canterbury† ...	—	3	37		
St. Peter, Cornhill (Lond.)	—	31	108			London ...	—	324,766	2,786,585		
						Rochester ...	—	246,538	1,746,833		
						St. Albans‡ ...	—	441	3,086		
						ADMINISTRATIVE COUNTY, INCLUDING THE CITY OF LONDON		571,768	4,536,541		

* This Parish is partly without the boundaries of the City of London.

† Lambeth Palace.

‡ The part of the Parish of St. John the Evangelist, North Woolwich, within the Administrative County of London.

COUNTY OF LONDON—continued.

TABLE 6.—ADMINISTRATIVE COUNTY, excluding and including the CITY OF LONDON.—
AREA; HOUSES 1901, and POPULATION 1891 and 1901.

	AREA in Statute Acres.	HOUSES, 1901.				POPULATION.			
		In- habited.	Uninhabited.		Build- ing.	1891.	1901.		
			In Occu- pation.	Not in Occu- pation.		PERSONS.	PERSONS.	Males.	Females.
ADMINISTRATIVE COUNTY, EX- CLUDING THE CITY OF LONDON	74,166·7	567,903	18,336	15,534	4,458	4,190,615	4,509,618	2,128,260	2,381,358
CITY OF LONDON	672·7	3,865	5,762	437	166	37,702	26,923	13,825	13,098
ADMINISTRATIVE COUNTY, IN- CLUDING THE CITY OF LONDON	74,839·4	571,768	24,098	15,971	4,624	4,228,317	4,536,541	2,142,085	2,394,456

TABLE 7.—PETTY SESSIONAL DIVISIONS and CITY OF LONDON.—AREA; HOUSES and
POPULATION 1901.

PETTY SESSIONAL DIVISIONS.	AREA in Statute Acres.	HOUSES, 1901.				POPULATION, 1901.		
		In- habited.	Uninhabited.		Build- ing.	PERSONS.	Males.	Females.
			In Occu- pation.	Not in Occu- pation.				
BLACKHEATH	20,063·9	65,694	914	1,883	1,338	412,986	201,121	211,865
FINSBURY	3,695·2	47,973	2,486	993	98	438,009	210,020	227,989
HANOVER SQUARE	1,120·8	9,017	572	523	24	76,734	31,798	44,936
HOLBORN (including Hampstead) ...	2,710·8	16,533	1,414	757	190	146,140	63,370	82,770
KENSINGTON	6,984·5	67,213	1,696	2,448	443	517,378	228,706	288,672
NEWINGTON	15,719·0	140,580	3,297	3,430	1,022	1,030,121	505,754	553,367
PADDINGTON	1,254·6	14,995	448	515	32	127,328	53,305	74,023
ST. JAMES'S	216·5	2,974	1,002	175	62	33,081	16,685	16,396
ST. MARGARET'S	823·6	4,457	280	170	42	50,790	24,446	26,344
ST. MARYLEBONE	1,505·6	13,466	756	701	131	132,295	57,427	74,868
ST. PANCRAS	2,671·8	23,636	1,004	512	22	234,912	114,130	120,782
STOKE NEWINGTON	870·9	7,680	79	143	11	50,996	22,516	28,480
STRAND	344·4	1,614	484	125	21	18,309	9,305	9,004
TOWER *	8,781·1	111,343	3,474	1,929	288	933,690	457,618	476,072
WANDSWORTH	7,404·0	40,728	430	1,230	734	277,849	132,059	145,790
ADMINISTRATIVE COUNTY, excluding the CITY OF LONDON	74,166·7	567,903	18,336	15,534	4,458	4,509,618	2,128,260	2,381,358
CITY OF LONDON	672·7	3,865	5,762	437	166	26,923	13,825	13,098
ADMINISTRATIVE COUNTY, including the CITY OF LONDON	74,839·4	571,768	24,098	15,971	4,624	4,536,541	2,142,085	2,394,456

NOTE.—The area of the Petty Sessional Divisions, taken as a whole, is identical with that of the Administrative County, excluding the City of London, and was altered in respect of its exterior limits by the London Government Act of 1899. The interior boundaries of these Divisions underwent, however, no change. It is to be noted that the areas given in the foregoing Table are in some cases only approximate.

* By an Order in Council, dated 30th April, 1894, the Liberty of the Tower was added to the Tower Petty Sessional Division.

TABLE 8.—ADMINISTRATIVE COUNTY, and its SUBDIVISION into URBAN and RURAL
DISTRICTS.—AREA; HOUSES 1901 and POPULATION 1891 and 1901.

(There being no Rural Districts in the County of London this Table is not required.)

COUNTY OF LONDON—continued.

TABLE 9.—METROPOLITAN BOROUGHES, with their CONSTITUENT CIVIL PARISHES and WARDS.—AREA; HOUSES 1901, and POPULATION 1891 and 1901.

NOTE.—By the London Government Act, 1899, and by Orders in Council in conformity with the provisions of the Act, the Administrative County of London, exclusive of the City of London, was divided into the twenty-eight Metropolitan Boroughs shown in this Table. Owing to the complicated changes thus effected the populations of the several Wards of the Metropolitan Boroughs at the Census of 1891 cannot be given. The numbers in parenthesis following the names of the Civil Parishes refer to the Registration Districts and Sub-Districts within which the several Parishes are situated. See Table 12.

METROPOLITAN BOROUGHES.	Area in Statute Acres.	HOUSES. 1901.				POPULATION.			
		In- habited.	Uninhabited.		Build- ing.	1891.	1901.		
			In Occu- pation.	Not in Occu- pation.		PERSONS.	PERSONS.	Males.	Females.
Battersea	2160.3	23,462	267	403	107	150,166	168,907	81,749	87,158
<i>Civil Parish:</i> Battersea (25: 1-3).									
<i>Wards:</i>									
No. 1. Nine Elms	—	3,524	25	47	16	—	29,210	14,785	14,425
2. Park	—	2,158	16	17	12	—	18,473	8,925	9,548
3. Latchmere	—	2,548	17	25	1	—	19,274	9,474	9,800
4. Shaftesbury	—	2,432	43	13	—	—	16,213	8,037	8,176
5. Church	—	2,611	20	43	3	—	19,683	9,856	9,827
6. Winstanley	—	2,850	51	55	—	—	20,811	10,393	10,418
7. St. John	—	1,180	31	33	9	—	8,371	3,652	4,719
8. Bolingbroke	—	2,986	34	61	6	—	18,913	8,617	10,296
9. Broomwood	—	3,173	21	109	60	—	17,959	8,010	9,949
Bermondsey	1499.6	15,817	473	290	17	136,014	130,760	65,134	65,626
<i>Civil Parishes:</i>									
Bermondsey (23: 2)	625.8	9,793	394	158	14	84,742	82,483	40,611	41,872
Horsleydown (23: 1)	69.7	664	6	20	1	9,812	7,769	3,790	3,979
Rotherhithe (23: 3)	752.2	5,119	66	106	2	39,157	38,460	19,527	18,933
St. Olave and St. Thomas, Southwark (23: 1)	51.9	241	7	6	—	2,303	2,048	1,206	842
<i>Wards:</i>									
No. 1. Bermondsey	—	1,487	98	38	1	—	14,323	7,070	7,253
2. "	—	1,753	93	40	—	—	14,405	7,173	7,232
3. "	—	1,783	29	21	11	—	15,633	7,624	8,009
4. "	—	2,119	57	23	2	—	16,336	8,022	8,314
5. "	—	1,503	58	21	—	—	11,804	5,723	6,081
6. "	—	1,148	59	15	—	—	9,982	4,999	4,983
1. Rotherhithe	—	2,092	27	57	—	—	15,508	7,885	7,623
2. "	—	2,005	13	16	—	—	15,046	7,475	7,571
3. "	—	1,022	26	33	2	—	7,906	4,167	3,739
St. John	—	529	6	13	1	—	5,986	2,903	3,083
St. Olave	—	129	6	11	—	—	2,250	1,309	941
St. Thomas	—	247	1	2	—	—	1,581	784	797
Bethnal Green	759.3	14,005	357	324	59	128,929	129,680	63,380	66,300
<i>Civil Parish:</i> Bethnal Green (16: 1-3).									
<i>Wards:</i>									
East	—	4,966	81	60	6	—	43,383	21,184	22,199
North	—	2,597	66	42	35	—	21,755	10,654	11,101
South	—	3,709	93	144	13	—	34,488	16,771	17,717
West	—	2,733	117	78	5	—	30,054	14,771	15,283

COUNTY OF LONDON—continued.

TABLE 9.—METROPOLITAN BOROUGHES, with their CONSTITUENT CIVIL PARISHES and WARDS.—AREA; HOUSES 1901, and POPULATION 1891 and 1901—continued.

METROPOLITAN BOROUGHES.	Area in Statute Acres.	HOUSES. 1901.				POPULATION.			
		In-habited.	Uninhabited.		Build-ing.	1891.	1901.		
			In Occu-pation.	Not in Occu-pation.		PERSONS.	PERSONS.	Males.	Females.
Camberwell ...	4480.0	36,671	554	754	220	233,706	230,339	122,907	136,342
<i>Civil Parish:</i> Camberwell (26: 1-4).									
<i>Wards:</i>									
No. 1. The West ...	—	1,953	56	28	7	—	15,174	7,421	7,753
2. Addington ...	—	1,590	26	9	—	—	14,611	7,137	7,474
3. Town Hall ...	—	1,945	22	33	7	—	14,343	6,857	7,486
4. St. George's ...	—	2,231	13	18	—	—	16,964	8,349	8,615
5. Colburg ...	—	1,621	14	16	1	—	14,911	7,316	7,595
6. Marlborough ...	—	1,989	19	28	1	—	15,456	7,561	7,895
7. North Peckham ...	—	2,161	45	22	—	—	16,910	8,427	8,483
8. Goldsmith ...	—	2,193	21	30	5	—	15,711	7,688	8,023
9. Clifton ...	—	2,309	45	26	5	—	16,292	7,915	8,377
10. Rye Lane ...	—	1,507	119	42	3	—	9,520	4,564	4,956
11. St. Mary's ...	—	1,775	24	29	—	—	11,820	5,660	6,160
12. Nunhead ...	—	2,004	16	25	4	—	13,961	6,754	7,207
13. The Rye ...	—	1,634	15	74	44	—	8,636	3,905	4,731
14. St. Giles ...	—	1,575	25	31	3	—	10,320	4,712	5,617
15. Lyndhurst ...	—	1,789	7	36	6	—	11,127	4,800	6,327
16. St. John's ...	—	2,158	22	56	7	—	13,967	6,467	7,500
17. Alieyn ...	—	2,075	38	57	14	—	14,631	6,835	7,796
18. Ruskin ...	—	1,811	10	85	84	—	11,608	5,203	6,405
19. The Hamlet ...	—	1,685	7	68	23	—	9,189	3,970	5,219
20. The College ...	—	666	10	41	6	—	4,170	1,456	2,714
Chelsea ...	659.6	8,641	422	344	16	72,954	73,842	32,828	41,014
<i>Civil Parish:</i> Chelsea (3: 1, 2).									
<i>Wards:</i>									
Cheyne ...	—	1,556	45	54	7	—	12,159	5,247	6,912
Church ...	—	1,561	106	74	6	—	12,704	5,813	6,891
Hans Town ...	—	1,645	152	81	—	—	12,568	4,911	7,657
Royal Hospital ...	—	1,142	51	47	—	—	10,703	4,717	5,986
Stanley ...	—	2,737	68	88	3	—	25,708	12,140	13,568
Deptford ...	1562.7	15,823	229	195	92	101,770	110,398	53,613	56,785
<i>Civil Parish:</i> St. Paul, Deptford (27: 1-3).									
<i>Wards:</i>									
East ...	—	3,036	80	41	4	—	22,460	11,553	10,907
North ...	—	3,225	35	15	8	—	24,968	12,690	12,278
North-West ...	—	3,086	21	12	47	—	24,036	11,896	12,140
South ...	—	2,182	26	62	5	—	12,371	5,122	7,249
South-East ...	—	1,997	46	39	24	—	12,153	5,760	6,393
South-West ...	—	2,297	21	26	4	—	14,410	6,592	7,818
Finsbury ...	589.1	9,280	1,674	293	52	109,981	101,463	49,910	51,553
<i>Civil Parishes:</i>									
Charterhouse (13: 1) ...	10.3	7	1	—	—	136	140	79	61
Clerkenwell (13: 2-4) ...	317.0	6,006	544	170	20	66,640	63,704	31,488	32,216
Glasshouse Yard * (14: 1) ...	5.6	69	51	4	—	779	741	399	342
St. Luke (13: 5, 6) ...	236.7	3,006	930	108	24	40,454	35,375	17,225	18,150
St. Sepulchre (13: 1) ...	19.5	192	148	11	8	1,972	1,503	719	784
<i>Wards:</i>									
City Road East ...	—	873	54	24	7	—	11,112	5,199	5,913
City Road West ...	—	681	34	15	1	—	6,146	3,104	3,042
Finsbury, East ...	—	258	444	13	9	—	1,964	944	1,020
Finsbury, West ...	—	489	297	31	7	—	8,008	3,942	4,066
Old Street ...	—	705	101	25	—	—	8,145	4,036	4,109
Pentonville ...	—	1,409	79	38	2	—	15,874	7,843	8,031
St. James' ...	—	1,710	141	38	2	—	19,302	9,553	9,749
St. John's ...	—	732	224	37	12	—	9,374	4,665	4,709
St. Mark's ...	—	969	30	26	—	—	7,609	3,743	3,866
St. Philip's ...	—	1,186	70	31	4	—	11,545	5,684	5,861
St. Sepulchre ...	—	268	200	15	8	—	2,384	1,197	1,187

* The Liberty of Glasshouse Yard was created a Civil Parish on 1st April, 1901, under the provisions of the London Government Act, 1890.

COUNTY OF LONDON—continued.

TABLE 9.—METROPOLITAN BOROUGHES, with their CONSTITUENT CIVIL PARISHES and WARDS.—AREA; HOUSES 1901, and POPULATION 1891 and 1901—continued.

METROPOLITAN BOROUGHES.	Area in Statute Acres.	HOUSES, 1901.				POPULATION.			
		In- habited.	Uninhabited.		Build- ing.	1891.	1901.		
			In Occu- pation.	Not in Occu- pation.		PERSONS.	PERSONS.	Males.	Females.
Fulham	1703.5	18,534	199	634	299	91,790	137,289	64,652	72,637
<i>Civil Parish:</i> Fulham (2: 3-5).									
<i>Wards:</i>									
Baron's Court	—	1,777	21	130	1	—	12,161	4,370	7,591
Hurlingham	—	1,372	6	28	4	—	8,872	4,065	4,807
Lillie	—	2,644	30	61	45	—	21,547	10,323	11,224
Margravine	—	2,041	23	26	2	—	16,764	8,197	8,567
Munster	—	3,670	19	194	136	—	28,416	13,889	14,527
Sands End	—	3,164	25	75	91	—	23,899	11,874	12,025
Town	—	2,162	33	89	18	—	12,933	5,576	7,357
Walham	—	1,704	42	31	2	—	12,697	6,158	6,539
Greenwich	3851.7	14,240	169	266	182	78,493	95,770	47,633	48,137
<i>Civil Parishes:</i>									
Charlton and Kidbrooke (29: 1)	1290.4	3,167	22	57	25	14,040	21,134	10,522	10,612
Greenwich (27: 4, 5)	1749.2	10,200	130	186	156	57,512	67,315	33,367	33,948
St. Nicholas, Deptford (27: 1)	112.1	873	17	23	1	6,941	7,321	3,744	3,577
<i>Wards:</i>									
Charlton and Kidbrooke ...	—	3,167	22	57	25	—	21,134	10,522	10,612
Marsh	—	1,982	18	39	33	—	16,329	8,385	7,944
North	—	2,177	25	24	69	—	13,608	7,054	6,554
North-West	—	1,306	14	15	—	—	9,840	5,707	4,133
St. Nicholas, Deptford ...	—	873	17	23	1	—	7,321	3,744	3,577
South	—	1,309	27	31	—	—	7,618	3,560	4,058
South-East	—	1,876	10	58	54	—	10,764	4,387	6,377
West	—	1,550	36	19	—	—	9,156	4,274	4,882
Hackney	3288.9	30,634	524	479	79	199,606	219,272	101,189	118,083
<i>Civil Parish:</i> Hackney (10: 2-5).									
<i>Wards:</i>									
Clapton Park	—	4,927	23	52	24	—	39,920	18,947	20,973
Hackney	—	3,715	57	46	—	—	27,862	12,906	14,956
Hackney, South	—	3,274	101	40	1	—	24,026	11,163	12,863
Hackney, West	—	2,532	121	46	1	—	17,481	8,007	9,474
Homerton	—	5,096	54	51	7	—	37,326	18,020	19,306
Kingsland	—	3,008	81	49	—	—	23,934	11,357	12,577
Stamford Hill	—	5,585	32	132	35	—	32,573	13,817	18,756
The Downs	—	2,497	55	63	11	—	16,150	6,972	9,178
Hammersmith	2286.3	15,198	355	286	91	97,283	112,239	52,714	59,525
<i>Civil Parish:</i> Hammersmith (2: 1, 2).									
<i>Wards:</i>									
No. 1	—	2,372	89	55	17	—	17,244	8,371	8,873
2	—	3,353	91	111	4	—	24,814	10,752	14,062
3	—	2,966	113	41	11	—	20,834	10,015	10,819
4	—	1,085	3	24	11	—	7,880	3,499	4,381
5	—	2,447	16	29	37	—	18,216	8,536	9,680
6	—	1,529	20	15	9	—	11,356	5,697	5,659
7	—	1,446	23	11	2	—	11,895	5,844	6,051

COUNTY OF LONDON—continued.

TABLE 9.—METROPOLITAN BOROUGHES, with their CONSTITUENT CIVIL PARISHES and WARDS.—AREA; HOUSES 1901, and POPULATION 1891 and 1901—continued.

METROPOLITAN BOROUGHES.	Area in Statute Acres.	HOUSES 1901.				POPULATION.			
		In-habited.	Uninhabited.		Build-ing.	1891.	1901.		
			In Occu-pation.	Not in Occu-pation.		PERSONS.	PERSONS.	Males.	Females.
Hampstead ...	2265.0	11,294	295	490	116	68,126	81,942	31,988	50,254
<i>Civil Parish:</i> Hampstead (7: 1).									
<i>Wards:</i>									
No. 1. Town ...	—	1,616	31	71	17	—	11,895	4,681	7,214
2. Belsize ...	—	1,581	16	72	34	—	12,915	4,993	7,922
3. Adelaide ...	—	1,657	22	71	3	—	10,395	3,418	6,977
4. Central ...	—	1,290	65	72	29	—	9,099	2,907	6,192
5. West End ...	—	1,778	33	56	22	—	12,172	5,158	7,014
6. Kilburn ...	—	1,686	57	48	2	—	14,777	6,697	8,080
7. Priory ...	—	1,677	71	100	9	—	10,689	3,831	6,855
Holborn ...	405.1	4,703	989	219	69	66,781	59,405	29,489	29,916
<i>Civil Parishes:</i>									
Furnival's Inn (13: 1) ...	1.1	—	—	—	—	97	—	—	—
Gray's Inn (13: 1) ...	11.5	41	10	—	—	253	232	110	92
Liberty of Saffron Hill, } Hatton Garden, Ely Rents } and Ely Place (13: 1) }	29.7	228	169	14	6	3,622	2,561	1,488	1,073
Lincoln's Inn (13: 1) ...	11.5	21	36	—	—	43	61	41	20
St. Andrew Holborn above } the Bars, with St. George the } Martyr (13: 1) }	117.8	1,809	254	65	14	27,204	25,103	12,441	12,662
St. Giles in the Fields and St. } George, Bloomsbury (11: 1, 2) }	232.5	2,506	517	140	49	35,541	31,436	15,370	16,066
Staple Inn (13: 1) ...	1.0	8	3	—	—	21	12	9	3
<i>Wards:</i>									
Bloomsbury, North ...	—	508	8	21	12	—	5,204	2,411	2,793
Bloomsbury, South ...	—	654	115	55	16	—	7,194	3,219	3,975
Lincoln's Inn ...	—	411	246	31	1	—	5,605	2,974	2,631
Saffron Hill ...	—	228	169	14	6	—	2,561	1,488	1,073
St. Andrew, North ...	—	512	47	21	1	—	4,518	2,142	2,376
St. Andrew, South-East ...	—	682	162	22	8	—	10,549	5,506	5,043
St. George the Martyr ...	—	664	58	22	5	—	10,280	4,942	5,338
St. Giles, Central ...	—	624	115	20	19	—	9,622	5,196	4,426
St. Giles, North ...	—	420	69	13	1	—	3,872	1,611	2,261
Islington ...	3091.5	38,645	830	687	45	319,155	334,991	159,290	175,701
<i>Civil Parish:</i> Islington (9: 1-5)									
<i>Wards:</i>									
No. 1. Tufnell ...	—	4,023	51	90	4	—	31,995	14,405	17,590
2. Upper Holloway ...	—	3,961	80	52	1	—	33,978	16,161	17,817
3. Tollington ...	—	4,165	85	87	13	—	33,922	16,013	17,909
4. Lower Holloway ...	—	4,118	76	82	6	—	41,424	20,718	20,706
5. Highbury ...	—	4,701	108	83	7	—	34,758	16,263	18,495
6. Mildmay ...	—	3,505	42	83	—	—	24,766	10,944	13,822
7. Thornhill ...	—	3,227	81	43	8	—	33,280	16,723	16,557
8. Barnsbury ...	—	2,331	32	26	3	—	21,198	10,339	10,859
9. St. Mary ...	—	1,900	118	48	—	—	17,236	8,242	8,994
10. Canonbury ...	—	3,680	69	59	1	—	29,800	13,759	16,041
11. St. Peter ...	—	3,034	88	34	2	—	32,574	15,743	16,831

COUNTY OF LONDON—continued.

TABLE 9.—METROPOLITAN BOROUGHES, with their CONSTITUENT CIVIL PARISHES and WARDS.—AREA; HOUSES 1901, and POPULATION 1891 and 1901—continued.

METROPOLITAN BOROUGHES.	Area in Statute Acres.	HOUSES. 1901.				POPULATION.			
		In- habited.	Uninhabited.		Build- ing.	1891.	1901.		
			In Occu- pation.	Not in Occu- pation.		PERSONS.	PERSONS.	Males.	Females.
Kensington	2291·1	22,131	709	1,141	34	170,071	176,628	69,084	107,544
<i>Civil Parish:</i> Kensington (1b: 1, 2).									
<i>Wards:</i>									
Brompton	—	2,240	201	153	3	—	14,158	4,460	9,698
Earl's Court	—	2,639	114	137	12	—	18,064	6,047	12,017
Golborne	—	2,102	12	23	2	—	26,307	12,934	13,373
Holland	—	3,024	99	180	9	—	20,391	7,126	13,265
Norland	—	2,806	74	78	3	—	23,449	10,576	12,873
Pembroke	—	2,693	71	130	—	—	19,325	7,508	11,817
Queen's Gate	—	1,631	65	213	3	—	14,284	4,684	9,600
Redcliffe	—	2,606	52	182	2	—	18,713	6,072	12,641
St. Charles	—	2,390	21	45	—	—	21,937	9,677	12,260
Lambeth	4080·4	41,511	881	944	137	278,393	301,895	142,760	159,135
<i>Civil Parish:</i> Lambeth (24: 1-7).									
<i>Wards:</i>									
Bishop's	—	3,413	103	68	14	—	32,340	16,022	16,318
Brixton	—	6,578	152	136	34	—	43,474	19,836	23,638
Herne Hill	—	4,534	58	80	7	—	30,199	14,114	16,085
Marsh	—	3,008	182	92	6	—	27,440	13,968	13,472
Norwood	—	4,954	90	222	34	—	29,424	12,823	16,601
Prince's	—	5,614	97	66	7	—	47,618	23,449	24,169
Stockwell	—	4,737	75	93	2	—	32,339	14,886	17,453
Tulse Hill	—	4,594	41	130	29	—	27,574	11,799	15,775
Vauxhall	—	4,079	83	57	4	—	31,487	15,863	15,624
Lewisham	7014·4	22,750	380	1,217	598	88,933	127,495	56,749	70,746
<i>Civil Parishes:</i>									
Lee (28: 2)	1254·6	3,229	71	180	21	16,353	18,649	7,737	10,912
Lewisham (28: 2-4)	5759·8	19,521	309	1,037	577	72,580	108,846	49,012	59,834
<i>Wards:</i>									
Church	—	1,147	32	77	2	—	6,412	2,556	3,856
Manor	—	1,190	25	67	—	—	6,734	3,008	3,726
South	—	892	14	36	19	—	5,503	2,173	3,330
No. 1. Blackheath	—	1,146	24	41	2	—	6,729	2,814	3,915
2. Lewisham Village	—	2,549	61	71	128	—	13,842	6,449	7,393
3. Lewisham Park	—	1,777	19	83	42	—	11,145	5,129	6,016
4. Brockley	—	1,971	17	104	59	—	10,952	4,982	5,970
5. Catford	—	4,404	47	262	185	—	23,203	10,968	12,235
6. Forest Hill	—	3,325	66	212	102	—	18,051	7,835	10,216
7. Sydenham	—	4,349	75	264	59	—	24,924	10,835	14,089
Paddington	1356·1	17,684	488	533	32	135,955	143,976	61,626	82,350
<i>Civil Parish:</i> Paddington (1a: 1-3).									
<i>Wards:</i>									
Church	—	2,554	67	75	1	—	26,277	12,486	13,791
Harrow Road	—	2,767	55	22	—	—	27,704	13,128	14,576
Hyde Park	—	2,158	55	96	1	—	13,925	4,992	8,933
Lancaster Gate East	—	1,183	49	62	—	—	7,939	2,290	5,649
Lancaster Gate West	—	1,227	73	113	10	—	8,456	2,847	5,609
Maida Vale	—	2,169	20	58	18	—	18,718	7,497	11,221
Queen's Park	—	2,706	26	12	—	—	17,181	8,611	8,570
Westbourne	—	2,920	143	95	2	—	23,776	9,775	14,001

COUNTY OF LONDON—continued.

TABLE 9.—METROPOLITAN BOROUGHES, with their CONSTITUENT CIVIL PARISHES and WARDS.—AREA; HOUSES 1901, and POPULATION 1891 and 1901—continued.

METROPOLITAN BOROUGHES.	Area in Statute Acres.	HOUSES, 1901.				POPULATION.			
		In-habited.	Uninhabited.		Build-ing.	1891.	1901.		
			In Occu-pation.	Not in Occu-pation.		PERSONS.	PERSONS.	Males.	Females.
Poplar	2327·7	22,613	379	288	19	166,880	168,822	84,823	83,999
<i>Civil Parishes:</i>									
Bow or Stratford-le-Bow (21: 1)	555·7	5,691	104	81	1	40,230	41,989	20,687	21,302
Bromley (21: 2)	605·8	8,872	100	86	4	70,056	68,319	33,974	34,345
Poplar (21: 3)	1166·2	8,050	175	121	14	56,594	58,514	30,162	28,352
<i>Wards:</i>									
Central } Bow	—	1,423	17	10	—	—	10,113	4,851	5,262
North }	—	1,406	18	26	—	—	10,629	5,290	5,339
South }	—	1,343	24	32	1	—	9,403	4,768	4,635
West }	—	1,519	45	13	—	—	11,844	5,778	6,066
Central } Bromley	—	2,180	26	7	—	—	16,490	8,156	8,334
North-East }	—	1,625	8	13	—	—	12,789	6,462	6,327
South-East }	—	1,679	23	31	2	—	12,060	5,899	6,161
South-West }	—	1,589	9	18	1	—	12,029	5,997	6,032
Cubitt Town }	—	1,799	34	17	1	—	14,951	7,460	7,491
East } Poplar	—	1,523	8	7	—	—	11,841	6,172	5,669
Millwall }	—	1,653	53	30	1	—	9,422	4,943	4,479
North West }	—	1,149	17	30	3	—	9,286	4,936	4,350
West }	—	2,306	34	19	—	—	16,622	8,084	8,538
		1,419	63	35	10	—	11,343	6,027	5,316
St. Marylebone	1472·8	13,536	762	702	132	144,083	133,301	57,891	75,410
<i>Civil Parish:</i>									
St. Marylebone (6: 1-5).									
<i>Wards:</i>									
No. 1. Hamilton Terrace ...	—	1,402	25	73	1	—	8,711	2,939	5,772
2. St. John's Wood)	—	1,599	45	96	3	—	11,715	5,369	6,346
Terrence)	—	2,248	56	32	18	—	27,709	14,072	13,637
3. Church Street ...	—	1,336	22	119	1	—	11,827	5,209	6,618
4. Dorset Square and)	—	1,955	87	156	2	—	18,099	7,623	10,476
Regent's Park)	—	1,673	121	65	6	—	19,849	7,955	11,894
5. Bryanston Square ...	—	1,521	73	64	10	—	15,559	6,442	9,117
6. Portman	—	1,017	67	45	54	—	11,210	4,417	6,793
7. Park Crescent	—	785	266	52	37	—	8,622	3,865	4,757
8. Langham	—								
9. Cavendish	—								
St. Pancras	2694·4	23,715	1,009	541	21	234,749	235,317	114,305	121,012
<i>Civil Parish:</i>									
St. Pancras (8: 1-6).									
<i>Wards:</i>									
No. 1	—	4,225	61	66	11	—	35,998	17,023	18,975
2	—	2,397	49	22	1	—	23,841	11,828	12,013
3	—	4,071	143	83	4	—	35,511	16,842	18,669
4	—	2,952	47	57	—	—	25,064	12,261	12,803
5	—	3,526	212	144	2	—	34,387	16,506	17,881
6	—	1,700	71	36	2	—	24,809	12,050	12,759
7	—	1,647	265	42	1	—	21,258	10,683	10,575
8	—	3,197	161	91	—	—	34,449	17,112	17,337
Shoreditch	657·6	12,743	1,150	252	36	124,727	118,637	58,149	60,488
<i>Civil Parish:</i>									
Shoreditch (15: 1-4).									
<i>Wards:</i>									
Acton	—	1,612	16	12	—	—	12,451	5,972	6,479
Church	—	2,063	415	48	1	—	20,823	10,297	10,526
Haggerston	—	1,469	55	27	5	—	12,034	5,921	6,113
Hoxton	—	1,885	164	35	15	—	19,108	9,419	9,689
Kingsland	—	1,463	48	19	6	—	11,663	5,662	6,001
Moorfields	—	607	343	46	3	—	6,431	3,188	3,243
Wenlock	—	1,672	61	33	—	—	17,302	8,431	8,871
Whitmore	—	1,972	48	32	6	—	18,825	9,259	9,566

COUNTY OF LONDON—continued.

TABLE 9.—METROPOLITAN BOROUGHES, with their CONSTITUENT CIVIL PARISHES and WARDS.—AREA; HOUSES 1901, and POPULATION 1891 and 1901—continued.

METROPOLITAN BOROUGHES.	Area in Statute Acres.	HOUSES 1901.				POPULATION.			
		In- habited.	Uninhabited.		Build- ing.	1891.	1901.		
			In Occu- pation.	Not in Occu- pation.		PERSONS.	PERSONS.	Males.	Females.
Southwark	1131.5	20,878	996	508	45	202,479	206,180	103,260	102,920
<i>Civil Parishes:</i>									
Christchurch, Southwark (22: 1)	78.0	1,072	94	25	2	12,622	11,263	6,309	4,954
Newington (22: 6-8) ...	632.7	13,233	323	165	22	115,578	121,863	60,746	61,117
St. George the Martyr, Southwark (22: 3-5)	288.5	5,502	348	251	12	59,740	60,908	30,328	30,670
St. Saviour, Southwark (22: 2)	132.3	1,071	231	67	9	14,539	12,056	5,877	6,179
<i>Wards:</i>									
Christchurch	—	1,072	94	25	2	—	11,263	6,309	4,954
St. George's	—	2,292	120	148	8	—	21,140	10,534	10,606
St. John's	—	2,705	46	35	6	—	31,191	15,362	15,829
St. Jude's	—	1,390	60	38	1	—	15,008	7,082	7,926
St. Mary's	—	1,979	54	27	9	—	21,691	11,069	10,622
St. Michael's	—	1,820	159	65	3	—	24,850	12,712	12,138
St. Paul's	—	2,779	45	22	5	—	21,011	10,335	10,676
St. Peter's	—	3,585	62	38	1	—	30,139	14,672	15,467
St. Saviour	—	1,071	231	67	9	—	12,056	5,877	6,179
Trinity	—	2,185	116	43	1	—	17,831	9,308	8,523
Stepney	1765.6	31,462	1,042	592	96	285,116	298,600	150,711	147,889
<i>Civil Parishes:</i>									
Limehouse (19: 3) ...	244.8	4,300	82	53	5	32,026	32,369	16,456	15,913
Mile End New Town (17: 2) ...	43.0	1,332	22	13	4	11,425	13,259	6,646	6,613
Mile End Old Town (20: 1, 2) ...	677.8	13,746	304	288	28	107,452	112,827	54,825	58,002
Norton Folgate (17: 1) ...	8.4	149	17	1	—	1,523	1,663	854	809
Old Artillery Ground (17: 1) ...	5.3	138	17	6	10	2,138	2,098	1,062	1,036
Ratcliff (19: 2) ...	111.2	1,780	35	52	4	14,928	14,810	7,811	6,999
St. Botolph (without) Aldgate* (17: 3)	53.3	173	42	9	—	3,218	3,170	1,697	1,473
St. George in the East (18: 1, 2)	243.9	5,007	81	67	29	45,795	49,068	24,751	24,317
Shadwell (19: 1) ...	68.5	705	25	15	2	8,123	8,633	4,245	4,388
Spitalfields (17: 1) ...	73.8	1,445	128	19	5	22,933	24,208	12,685	11,523
Tower of London* (17: 3) ...	21.6	61	—	—	—	868	736	576	160
Wapping (19: 1) ...	41.3	189	3	3	—	2,123	2,125	1,147	978
Whitechapel (17: 2, 3) ...	172.7	2,417	286	66	9	32,564	33,634	17,956	15,678
<i>Wards:</i>									
Limehouse North ...	—	2,440	39	27	—	—	18,526	9,201	9,325
Limehouse South ...	—	1,860	43	26	5	—	13,843	7,255	6,588
Mile End New Town ...	—	1,332	22	13	4	—	13,259	6,646	6,613
Mile End Old Town, Centre	—	2,403	87	45	5	—	21,575	10,569	11,006
" " North	—	2,575	44	46	4	—	19,199	9,236	9,963
" " North- East }	—	1,572	22	34	—	—	12,797	5,988	6,809
" " South	—	2,930	64	42	8	—	22,173	10,764	11,409
" " South- East }	—	2,167	39	15	—	—	17,133	8,379	8,754
" " West	—	2,099	48	106	11	—	19,950	9,889	10,061
Ratcliff ...	—	1,780	35	52	4	—	14,810	7,811	6,999
St. George-in-the-East North	—	3,594	72	34	23	—	33,326	16,725	16,601
" " South	—	1,413	9	33	6	—	15,742	8,026	7,716
Shadwell ...	—	705	25	15	2	—	8,633	4,245	4,388
Tower ...	—	423	45	12	—	—	6,031	3,420	2,611
Spitalfields East ...	—	885	85	12	5	—	16,648	8,811	7,837
" " West	—	847	77	14	10	—	11,321	5,790	5,531
Whitechapel East ...	—	782	32	15	4	—	11,154	5,875	5,279
" " Middle	—	811	158	11	2	—	12,812	6,985	5,827
" " South	—	824	96	40	3	—	9,608	5,096	4,572

* Under the provisions of the Borough of Stepney (Tower of London) Scheme, 1901, which came into operation on 15th June, 1901, the Tower of London was united to the Parish of St. Botolph (without) Aldgate.

COUNTY OF LONDON—continued.

TABLE 9.—METROPOLITAN BOROUGHES, with their CONSTITUENT CIVIL PARISHES and WARDS.—AREA; HOUSES 1901, and POPULATION 1891 and 1901—continued.

METROPOLITAN BOROUGHES.	Area in Statute Acres.	HOUSES. 1901.				POPULATION.			
		In-habited.	Uninhabited.		Build- ing.	1891.	1901.		
			In Occu- pation.	Not in Occu- pation.		PERSONS.	PERSONS.	Males.	Females.
Stoke Newington	863.5	7,717	84	150	11	47,988	51,247	22,634	28,613
<i>Civil Parish:</i> Stoke Newington (10:1).
<i>Wards:</i>
Church...	—	1,630	23	18	—	—	11,248	5,208	6,040
Clissold ...	—	1,015	9	30	2	—	6,170	2,670	3,500
Lordship ...	—	1,014	21	22	6	—	5,774	2,208	3,566
Manor ...	—	880	7	10	2	—	5,321	2,329	2,992
Palatine ...	—	825	10	21	1	—	5,766	2,720	3,046
South Hornsey ...	—	2,353	14	49	—	—	16,968	7,499	9,469
Wandsworth	9129.7	37,764	516	1,732	1,179	155,524	232,034	103,766	128,268
<i>Civil Parishes:</i>
Clapham (25:4) ...	1074.7	8,152	160	238	207	41,811	51,361	23,239	28,122
Putney (25:7) ...	2218.1	4,048	77	140	115	17,771	24,139	10,333	13,806
Streatham (25:5) ...	2823.3	12,295	173	665	349	43,290	71,658	30,202	41,456
Tooting Graveney (25:5) ...	568.8	2,470	26	218	220	5,784	16,473	7,825	8,648
Wandsworth (25:6) ...	2444.8	10,799	80	471	288	46,868	68,403	32,167	36,236
<i>Wards:</i>
Balham ...	—	6,408	85	284	175	—	38,034	16,533	21,501
Clapham North ...	—	4,449	116	96	15	—	28,772	13,235	15,537
Clapham South ...	—	3,703	44	142	192	—	22,589	10,004	12,585
Fairfield ...	—	3,158	12	87	32	—	18,520	8,824	9,696
Putney ...	—	4,048	77	140	115	—	24,139	10,333	13,806
Southfield ...	—	3,694	48	161	64	—	21,924	9,774	12,150
Springfield ...	—	3,947	20	223	192	—	27,959	13,569	14,390
Streatham ...	—	5,887	88	381	174	—	33,624	13,669	19,955
Tooting ...	—	2,470	26	218	220	—	16,473	7,825	8,648
Westminster, City of	2502.7	18,366	2,427	1,036	157	201,969	183,011	84,963	98,048
<i>Civil Parishes:</i>
Close of the Collegiate Church of St. Peter (4:3) ...	9.6	30	—	—	—	235	231	111	120
Liberty of the Rolls (12:2) ...	9.3	43	24	—	—	411	252	114	138
Precinct of the Savoy (12:2) ...	6.6	24	11	—	—	201	166	80	86
St. Anne within the Liberty of Westminster (5:2) ...	53.4	835	185	39	20	12,317	11,493	6,011	5,482
St. Clement Danes (12:2) ...	56.6	514	118	88	4	8,869	6,090	3,120	2,970
St. George, Hanover Square (4:1,2) ...	1111.2	8,931	571	522	24	78,920	76,957	32,761	44,196
St. James, Westminster (5:1) ...	163.1	2,139	817	136	42	24,995	21,588	10,674	10,914
St. Margaret and St. John (4:1,3) ...	766.2	4,533	252	196	45	56,215	51,068	24,479	26,589
St. Martin-in-the-Fields (12:1) ...	286.1	1,046	326	40	18	16,115	12,980	6,486	6,494
St. Mary-le-Strand (12:2) ...	14.4	55	16	8	2	1,549	494	238	256
St. Paul, Covent Garden (12:2) ...	26.2	216	107	7	2	2,142	1,692	889	803
<i>Wards:</i>
Charing Cross ...	—	497	144	10	12	—	5,755	2,995	2,760
Conduit ...	—	670	186	41	8	—	5,876	2,384	3,492
Covent Garden ...	—	765	289	37	8	—	8,917	4,380	4,537
Great Marlborough ...	—	652	211	33	17	—	7,908	3,793	4,115
Grosvenor ...	—	1,841	172	177	11	—	15,266	6,142	9,124
Hamlet of Knightsbridge ...	—	898	18	74	7	—	7,601	2,959	4,642
Knightsbridge, St. George's ...	—	2,311	87	195	4	—	15,657	5,886	9,771
Pall Mall ...	—	454	167	25	4	—	4,122	2,248	1,874
Regent ...	—	1,033	439	78	21	—	9,558	4,633	4,925
St. Anne ...	—	835	185	39	20	—	11,493	6,011	5,482
St. John ...	—	2,658	92	90	24	—	29,914	15,093	14,821
St. Margaret ...	—	1,007	142	32	14	—	13,784	6,538	7,246
Strand ...	—	636	169	96	6	—	7,002	3,552	3,450
Victoria ...	—	4,109	126	109	1	—	40,158	18,349	21,809

COUNTY OF LONDON—continued.

TABLE 9.—METROPOLITAN BOROUGHES, with their CONSTITUENT CIVIL PARISHES and WARDS.—AREA; HOUSES 1901, and POPULATION 1891 and 1901—continued.

METROPOLITAN BOROUGHES.	Area in Statute Acres.	HOUSES. 1901.				POPULATION.			
		In-habited.	Uninhabited.		Build- ing.	1891.	1901.		
			In Occu- pation.	Not in Occu- pation.		PERSONS.	PERSONS.	Males.	Females.
Woolwich	8276.6	18,086	176	234	517	98,994	117,178	61,273	55,905
<i>Civil Parishes:</i>									
Eltham (28 : 1)	3760.1	1,353	12	102	172	5,710	7,226	3,155	4,071
Plumstead (29 : 3, 4.)	3386.5	11,292	72	86	326	52,436	68,327	34,710	33,617
Woolwich (29 : 2)	1130.0	5,441	92	46	19	40,848	41,625	23,408	18,217
<i>Wards:</i>									
No. 1. Dockyard	—	1,325	10	2	1	—	8,712	4,504	4,208
2. St. Mary's	—	1,126	9	11	—	—	10,439	6,789	3,650
3. River	—	2,112	70	26	18	—	14,396	7,855	6,541
4. St. George's	—	878	3	7	—	—	8,078	4,260	3,818
5. Burrage	—	1,735	14	5	—	—	9,837	5,025	4,812
6. Herbert	—	1,612	10	25	28	—	9,080	4,247	4,833
7. Glyndon	—	1,697	7	—	6	—	9,810	5,090	4,720
8. St. Margaret's	—	1,638	2	7	85	—	9,842	4,925	4,917
9. Central	—	1,805	24	12	17	—	10,118	5,174	4,944
10. St. Nicholas	—	2,805	15	37	190	—	19,640	10,249	9,391
11. Eltham	—	1,353	12	102	172	—	7,226	3,155	4,071

TABLE 9A.—MUNICIPAL CITY of LONDON and its WARDS.—HOUSES 1901, and POPULATION 1891 and 1901.

NOTE.—For the Constituent Civil Parishes of the City of London, see Table 11.

WARDS.	HOUSES. 1901.				POPULATION.			
	In-habited.	Uninhabited.		Building.	1891.	1901.		
		In Occu- pation.	Not in Occu- pation.		PERSONS.	PERSONS.	Males.	Females.
MUNICIPAL CITY OF LONDON :—	3,865	5,762	437	166	37,702	26,923	13,825	13,098
Aldersgate Within	22	91	5	3	192	109	36	73
" Without	113	219	103	6	1,670	826	373	453
Aldgate	193	311	29	15	1,405	822	359	463
Bassishaw	25	58	—	4	127	90	41	49
Billingsgate	65	135	6	2	378	306	169	137
Bishopsgate Within	108	142	3	2	582	414	189	225
" Without	221	173	12	2	3,078	1,660	791	869
Bread Street	27	160	3	—	227	199	107	92
Bridge	81	58	5	—	409	437	240	197
Broad Street	162	118	8	4	815	624	266	358
Candlewick	75	49	5	—	300	253	97	156
Castle Baynard	66	184	3	1	937	698	510	188
Cheap	105	198	4	—	471	444	207	237
Coleman Street	171	51	84	17	1,128	651	261	390
Cordwainer	54	163	3	2	343	312	161	151
Cornhill	58	57	2	4	224	216	87	129
Cripplegate Within	54	418	6	6	517	594	431	163
" Without	141	579	40	16	2,090	1,052	592	460
Dowgate	37	71	1	3	240	179	77	102
Farringdon Within	150	388	10	17	2,150	1,991	1,338	653
" Without	980	1,284	59	49	11,653	8,118	4,159	3,959
Langbourn	131	97	7	5	598	463	197	266
Lime Street	36	103	1	—	208	121	41	80
Portoken	467	249	26	3	5,908	4,675	2,259	2,416
Queenhithe	39	157	2	3	353	232	144	88
Tower	148	118	3	—	913	715	358	357
Vintry	58	81	6	2	366	287	148	139
Walbrook	78	50	1	—	420	435	187	248

TABLE 10.—RURAL DISTRICTS.—AREA; HOUSES 1901, and POPULATION 1891 and 1901
(There being no Rural Districts in the County of London this Table is not required.)

COUNTY OF LONDON—continued.

TABLE 11.—CIVIL PARISHES in the COUNTY of LONDON, showing separately those in the CITY OF LONDON.—INHABITED HOUSES 1901, and POPULATION 1891 and 1901.

NOTE.—The expression "Civil Parish" means a place for which a separate Poor Rate is or can be made, or for which a separate Overseer is or can be appointed. Particulars of existing detached parts of Civil Parishes are shown in Table 13, and changes in the boundaries of Civil Parishes effected under the London Government Act (1899) are shown in Table 14.

CIVIL PARISH.	In- habited Houses 1901.	POPULATION.		REGISTRATION DISTRICT IN WHICH SITUATED.*	No. OF REGISTRATION DISTRICT.	CIVIL PARISH.	In- habited Houses 1901.	POPULATION.		REGISTRATION DISTRICT IN WHICH SITUATED.*	No. OF REGISTRATION DISTRICT.
		1891.	1901.					1891.	1901.		
Battersea ...	23,462	150,166	168,907	Wandsworth ...	25	Paddington ...	17,684	135,955	143,978	Paddington ...	1A
Bermondsey ...	9,793	84,742	82,483	St. Olave, South- wark ...	23	Plumstead ...	11,292	52,436	68,327	Woolwich ...	29
Bethnal Green ...	14,005	128,929	129,680	Bethnal Green ...	16	Poplar ...	8,050	56,594	58,514	Poplar ...	21
Bow or Stratford le Bow ...	5,691	40,230	41,989	Poplar ...	21	Putney ...	4,048	17,771	24,139	Wandsworth ...	25
Bromley ...	8,872	70,056	68,319			Ratcliff ...	1,780	14,928	14,810	Stepney ...	19
Camberwell ...	36,671	233,706	259,339	Camberwell ...	26	Rolls, Liberty of the ...	43	411	252	Strand ...	12
Charlton and Kidbrooke ...	3,167	14,940	21,134	Woolwich ...	29	Rotherhithe ...	5,119	39,157	38,460	St. Olave, South- wark ...	23
Charterhouse ...	7	136	140	Holborn ...	13						
Chelsea ...	8,641	72,964	73,842	Chelsea ...	3	Saffron Hill, Hat- ton Garden, Ely Rents and Ely Place, Liberty of ...	228	3,622	2,561	Holborn ...	13
Clapham ...	8,182	41,811	51,361	Wandsworth ...	25	St. Anne, Soho (see Westmin- ster) ...					
Clerkenwell ...	6,006	66,640	63,704	Holborn ...	13	St. Botolph (with- out) Aldgate †	173	3,218	3,170	Whitechapel ...	17
Deptford:—						St. Clement Danes ...	514	8,869	6,090	Strand ...	12
St. Nicholas ...	873	6,941	7,321	Greenwich ...	27	St. George, Han- over Square ...	8,931	78,920	76,957	St. George, Han- over Square ...	4
St. Paul ...	15,823	101,779	110,398			St. George in the East ...	5,007	45,795	49,068	St. George in the East ...	18
Eltham ...	1,353	5,710	7,226	Lewisham ...	28	St. Giles in the Fields and St. George, Blooms- bury ...	2,596	35,541	31,436	St. Giles ...	11
Fulham ...	18,534	91,790	137,289	Fulham ...	2	St. Luke ...	3,006	40,454	35,375	Holborn ...	13
Furnival's Inn †	—	97	—	Holborn ...	13	St. Martin in the Fields ...	1,046	16,115	12,980	Strand ...	12
Glasshouse Yard ‡	69	779	741	London City ...	14	St. Marylebone ...	13,536	144,083	133,301	St. Marylebone ...	6
Gray's Inn ...	41	233	232	Holborn ...	13	St. Mary-le- Strand ...	55	1,549	494	Strand ...	12
Greenwich ...	10,200	57,512	67,315	Greenwich ...	27	St. Pancras ...	23,715	234,749	235,317	St. Pancras ...	8
Hackney ...	30,634	199,606	219,272	Hackney ...	19	St. Paul, Covent Garden ...	216	2,142	1,692	Strand ...	12
Hammersmith ...	15,198	97,283	112,239	Fulham ...	2	St. Sepulchre ...	192	1,972	1,503	Holborn ...	13
Hampstead ...	11,294	68,126	81,942	Hampstead ...	7	Savoy, Precinct of the ...	24	201	166	Strand ...	12
Holborn, St. An- drew above the Bars with St. George the Martyr ...	1,809	27,294	25,103	Holborn ...	13	Shadwell ...	705	8,123	8,633	Stepney ...	19
Horsleydown ...	664	9,812	7,769	St. Olave, South- wark ...	23	Shoreditch ...	12,743	124,727	118,637	Shoreditch ...	15
Islington ...	38,645	319,155	334,901	Islington ...	9	Southwark:—					
Kensington ...	22,131	170,071	176,628	Kensington ...	18	Christchurch ...	1,072	12,622	11,263	Southwark ...	22
Lambeth ...	41,511	278,300	301,895	Lambeth ...	24	St. George the Martyr ...	5,502	39,740	60,998	St. Olave, South- wark ...	23
Lee ...	3,229	16,333	18,649	Lewisham ...	28	St. Olave and St. Thomas †	241	2,303	2,048	Southwark ...	22
Lewisham ...	19,521	72,580	106,846	Stepney ...	19	St. Saviour ...	1,071	14,539	12,056	Whitechapel ...	17
Limehouse ...	4,300	32,026	32,369	Holborn ...	13	Spitalfields ...	1,445	22,933	24,208	Holborn ...	13
Lincoln's Inn ...	21	43	61	Whitechapel ...	17	Staple Inn ...	8	21	12	Hackney ...	10
Mile End New Town ...	1,352	11,425	13,259	Mile End Old Town ...	29	Stoke Newington ...	7,717	47,988	51,247	Wandsworth ...	25
Mile End Old Town ...	13,746	107,432	112,827	Southwark ...	22	Streatham ...	12,295	43,290	71,658		
Newington ...	13,233	115,578	121,863	Whitechapel ...	17	Tooting Grave- ney ...	2,470	5,784	16,473		
Norton Folgate ...	149	1,523	1,663								
Old Artillery Ground ...	138	2,138	2,068								

* All the Registration Districts in London are co-extensive with Poor Law Parishes or Unions except the District of Fulham, which includes the two Poor Law Parishes of Fulham and Hammersmith, for each of which a Board of Guardians was constituted in 1890.

† At the date of the Census the whole of the area of the Civil Parish of Furnival's Inn was occupied by part of a large building in course of erection.

‡ See note * on page 30.

§ The Civil Parishes of St. Katherine by the Tower and Old Tower Without were united to St. Botolph (without) Aldgate, on 1st October, 1895, by Local Government Board Order, No. 32,663.

|| The Civil Parishes of St. Olave and St. Thomas, Southwark, were united on 28th March, 1896, by Local Government Board Order, No. 32,663.

COUNTY OF LONDON—continued.

TABLE 11.—CIVIL PARISHES in the COUNTY of LONDON, showing separately those in the CITY of LONDON.—INHABITED HOUSES 1901, and POPULATION 1891 and 1901—continued.

CIVIL PARISH.	In- habited Houses	POPULATION.		REGISTRATION DISTRICT IN WHICH SITUATED.*	No. OF REGISTRATION DISTRICT.	CIVIL PARISH.	In- habited Houses	POPULATION.		REGISTRATION DISTRICT IN WHICH SITUATED.*	No. OF REGISTRATION DISTRICT.
		1891.	1901.					1891.	1901.		
Tower of London	61	868	790	Whitechapel ...	17	St. Andrew, Holborn, below the Bars	142	2,370	1,365		
Wandsworth ...	10,799	46,898	68,403	Wandsworth ...	25	St. Andrew, Hubbard	12	46	41		
Wapping ...	189	2,123	2,125	Stepney ...	19	St. Andrew Under-shaft	45	218	157		
Westminster:—						St. Anne and St. Agnes, Aldersgate	4	24	21		
St. Anne within the Liberty of	835	12,317	11,493	Westminster ...	5	St. Anne, Blackfriars	55	728	487		
St. James	2,139	21,965	21,598			St. Antholin ...	19	39	62		
St. Margaret and St. John	4,533	56,215	51,068	St. George, Hanover Square	4	St. Augustine ...	4	76	20		
St. Peter, Close of the Collegiate Church of	30	235	231			St. Bartholomew by the Royal Exchange	30	155	112		
Whitechapel ...	2,417	32,364	33,634	Whitechapel ...	17	St. Bartholomew the Great	200	1,843	1,441		
Woolwich ...	5,441	40,848	41,625	Woolwich ...	29	St. Bartholomew the Less	14	817	869		
ADMINISTRATIVE COUNTY EXCLUDING THE CITY OF LONDON	567,903	4,190,615	4,500,618			St. Benet Fink ...	19	72	53		
CITY OF LONDON:—						St. Benet, Gracechurch Street	13	52	52		
Allhallows, Barking	66	447	326			St. Benet, Paul's Wharf	9	65	31		
Allhallows, Bread Street	3	24	15			St. Benet, Shero-hog	11	35	39		
Allhallows, Honey Lane	8	22	33			St. Botolph, Billingsgate	7	133	44		
Allhallows, Lombard Street	22	68	80			St. Botolph without Aldersgate	113	1,670	829	London City ...	11
Allhallows, London Wall	39	183	164			St. Botolph without Aldgate	467	5,908	4,675		
Allhallows, Staining	34	128	121			St. Botolph without Bishopsgate	221	3,078	1,660		
Allhallows, the Great	11	37	39			St. Bride ...	189	2,308	1,528		
Allhallows, the Less	4	43	44			St. Christopher le Stocks	1	34	24		
Barnard's Inn ...	2	59	5			St. Clement, Eastcheap	21	66	79		
Bridewell Precinct	18	468	390	London City ...	11	St. Dionis, Backchurch	30	161	112		
Christchurch, Newgate Street	27	958	999			St. Dunstan in the East	59	385	294		
Holy Trinity the Less	14	40	57			St. Dunstan in the West	116	1,058	775		
Inner Temple ...	37	96	127			St. Edmund the King	23	105	93		
Middle Temple ...	30	95	107			St. Ethelburga ...	23	158	100		
St. Alban, Wood Street	13	167	209			St. Faith under St. Paul's	26	314	201		
St. Alphage, St. John College	2	66	29			St. Gabriel, Fenchurch Street	27	88	75		
St. Andrew by the Wardrobe	18	170	116			St. George, Botolph Lane	6	35	24		
						St. Giles without Cripplegate	141	2,090	1,052		
						St. Gregory by St. Paul	32	515	512		
						St. Helen, Bishopsgate	52	251	177		

* See note * on page 23.

† The Tower of London was united to the Civil Parish of St. Botolph (without) Aldgate, on 15th June, 1901, under the provisions of the Borough of Stepney (Tower of London) Scheme, 1901.

‡ The Civil Parish of Holy Trinity, Minorities, was united to Whitechapel on 1st October, 1895, by Local Government Board Order, No. 32,563.

COUNTY OF LONDON—continued.

TABLE 11.—CIVIL PARISHES in the COUNTY OF LONDON, showing separately those in the CITY OF LONDON.—INHABITED HOUSES 1901, and POPULATION 1891 and 1901—continued.

CIVIL PARISH.	In- habited Houses 1901.	POPULATION.		REGISTRATION DISTRICT IN WHICH SITUATED.*	NO. OF REGISTRATION DISTRICTS.	CIVIL PARISH.	In- habited Houses 1901.	POPULATION.		REGISTRATION DISTRICT IN WHICH SITUATED.*	NO. OF REGISTRATION DISTRICTS.
		1891.	1901.					1891.	1901.		
St. James, Duke's Place	30	339	187			St. Matthew, Friday Street	7	67	38		
St. James, Garlickhithe	25	146	69			St. Michael, Bassishaw	25	127	90		
St. John the Baptist, Walbrook	15	73	72			St. Michael, Cornhill	50	198	162		
St. John the Evangelist	1	18	2			St. Michael, Crooked Lane	21	94	78		
St. John, Zachary	7	109	46			St. Michael le Querne	5	38	67		
St. Katherine Coleman	35	237	136			St. Michael, Paternoster Royal	11	56	38		
St. Katherine Cree	43	445	178			St. Michael, Queenhithe	6	67	26		
St. Lawrence, Jewry	33	187	208			St. Michael, Wood Street	5	58	65		
St. Lawrence Pountney	10	80	29			St. Mildred, Bread Street	4	21	32		
St. Leonard, Eastcheap	11	32	42			St. Mildred, Poultry	14	56	57		
St. Leonard, Foster Lane	6	23	29			St. Nicholas, Acons	19	67	71		
St. Magnus the Martyr	16	136	172			St. Nicholas, Cole Abbey	6	13	56		
St. Margaret, Lothbury	15	92	65			St. Nicholas, Olave	4	111	91		
St. Margaret, Moses	5	32	39			St. Olave, Hart Street	47	236	184		
St. Margaret, New Fish Street	24	68	87			St. Olave, Old Jewry	25	83	85	London City ...	14
St. Margaret, Pattens	11	28	46			St. Olave, Silver Street	7	33	35		
St. Martin, Ludgate	26	138	175			St. Pancras, Soper Lane	11	60	34		
St. Martin, Orgar	30	150	105	London City ...	14	St. Peter, Cornhill	31	162	108		
St. Martin, Outwich	13	102	63			St. Peter le Poer	70	270	266		
St. Martin, Pomeroey	17	103	71			St. Peter near Paul's Wharf	4	37	16		
St. Martin, Vintry	14	87	79			St. Peter, Westcheap	6	16	24		
St. Mary, Abchurch	31	144	114			St. Sepulchre without Newgate	170	1,751	1,160		
St. Mary, Aldermanbury	16	102	69			St. Stephen, Coleman Street	139	1,038	540		
St. Mary, Aldermay	10	139	115			St. Stephen, Walbrook	23	89	79		
St. Mary at Hill	26	127	150			St. Swithin, London Stone	28	118	120		
St. Mary, Bothaw	7	90	125			St. Thomas the Apostle	17	122	139		
St. Mary, Colechurch	5	20	29			St. Vedast, Foster Lane	13	139	82		
St. Mary le Bow	19	129	118			Serjeants' Inn, Fleet Street	17	50	48		
St. Mary Magdalen, Milk Street	5	39	18			Thavies' Inn ...	15	169	85		
St. Mary Magdalen, Old Fish Street	5	83	42			Whitefriars Precinct	21	393	170		
St. Mary, Mountthaw	4	11	20								
St. Mary, Somerset	9	82	33			CITY OF LONDON	3,865	37,702	29,923		
St. Mary, Staining	5	36	15								
St. Mary, Woolchurch Haw	12	71	68			ADMINISTRATIVE COUNTY, INCLUDING THE CITY OF LONDON	571,768	4,228,317	4,536,541		
St. Mary, Woolnoth	24	137	109								

* See note * on page 23.

COUNTY OF LONDON—continued.

TABLE 12.—REGISTRATION COUNTY, DISTRICTS, and SUB-DISTRICTS, with their constituent CIVIL PARISHES.—AREA; HOUSES and POPULATION 1891 and 1901, and SEPARATE OCCUPIERS 1901.

EXPLANATORY NOTES.

(1.) Particulars of existing detached parts of Civil Parishes are shown in Table 13, and the changes in the boundaries of Civil Parishes effected under the London Government Act (1899) are shown in Table 14.

(2.) The places named in footnotes as being included in Civil Parishes are generally localities having no defined boundaries.

(3.) Revised areas of Civil Parishes have been furnished by the Ordnance Survey Department; for the area of the Tidal Water and Foreshore comprised in Civil Parishes, see Table 15.

(4.) For Census purposes a block of model dwellings or residential mansions is counted as a single house whatever may be the number of separate tenements; at the Census of 1891 in some cases the local Registrars failed to observe this rule and returned each tenement as a house; consequently the numbers of inhabited houses enumerated in 1891 and 1901 have in many cases little value for comparative purposes. The Parishes of St. George Hanover Square, Bethnal Green, St. Botolph without Aldgate (Whitechapel), and Horsleydown may be cited as extreme instances in point.

REGISTRATION DISTRICTS and SUB-DISTRICTS and Civil Parishes.	AREA IN Statute Acres.		HOUSES.						POPULATION.					
	Land and Inland Water.	Inland Water only.	Inhabited.	Inhabited.	Uninhabited.		Families or Separate Occupiers.	Building.	PERSONS.		Males.		Females.	
					In Occupation.	Not in Occupation.			1891.	1901.	1891.	1901.	1891.	1901.
REGISTRATION COUNTY	74,839.4	855.3	547,146	571,768	24,098	15,971	4,624	1,019,546	4,223,317	4,538,541	1,998,137	2,142,085	2,230,180	2,394,456
1a. PADDINGTON*	1,856.1	19.9	17,143	17,684	488	533	32	33,661	135,955	143,976	57,601	61,626	78,354	82,350
1. ST. MARY, PADDINGTON (Paddington, part of)	807.4	13.9	9,392	10,008	270	220	21	23,454	89,769	93,178	36,942	41,428	47,457	51,766
2. ST. JOHN, PADDINGTON (Paddington, part of)	435.2	3.2	5,068	4,970	192	301	11	6,120	33,785	33,617	12,016	11,667	21,769	22,099
3. NORTH-WEST PADDINGTON (Paddington, part of)	113.5	2.8	2,663	2,706	26	12	—	4,087	18,871	17,181	9,243	8,611	9,128	8,670
1b. KENSINGTON*	2,291.1	3.8	22,490	22,131	709	1,141	34	38,349	170,071	176,628	67,626	69,084	102,445	107,544
1. KENSINGTON TOWN (Kensington, part of)	1,596.3	3.8	16,287	16,140	419	659	29	28,770	122,396	126,037	51,232	53,455	71,134	74,682
2. BROMPTON (Kensington, part of)	694.8	—	7,203	6,991	290	482	5	9,579	47,705	48,591	16,394	15,629	31,311	32,862
2. FULHAM	3,969.8	6.3	23,931	33,732	554	920	390	57,947	189,073	249,528	87,127	117,366	101,946	132,162
1. NORTH HAMMERSMITH (Hammersmith, part of)	1,635.4	6.3	5,693	6,507	62	79	59	11,092	40,654	49,347	18,981	23,576	21,673	25,771
2. SOUTH HAMMERSMITH (Hammersmith, part of)	769.9	—	8,359	8,691	293	207	32	14,718	56,629	62,892	26,212	29,138	31,417	33,764
3. NORTH-WEST FULHAM (Fulham, part of)	485.2	—	3,365	5,711	42	220	138	10,247	25,723	45,180	12,689	22,086	19,034	23,094
4. NORTH-EAST FULHAM (Fulham, part of)	513.7	—	5,680	6,125	93	222	48	11,278	40,319	46,405	18,309	21,051	22,010	26,354
5. SOUTH FULHAM (Fulham, part of)	704.8	—	2,840	6,698	64	192	113	10,612	25,748	45,704	11,636	21,515	19,812	24,189
Entire Civil Parishes.														
Hammersmith* (see 2-1, & 2)	2,286.3	6.3	11,046	15,108	355	286	91	25,810	97,283	112,239	44,193	52,714	53,090	59,225
Fulham* (see 2-3, 4 & 5)	1,703.5	—	12,885	18,534	109	634	290	32,137	91,790	137,289	42,934	64,532	48,856	72,637

* The Registration Districts of Paddington and Kensington are co-extensive with the Civil Parishes of the same names. By Local Government Board Order, No. 31,707, dated 23rd August, 1894, confirmation was given to an agreement between the respective local authorities of Willesden Urban District and the Parish of Paddington, under the provisions of Sec. 9 of the Willesden Local Board Act, 1876, adjusting the boundary between the two areas. The effect of this was to reduce the area of the Parish of Paddington by one acre, containing no population and that has been taken into account in the figures given above, and an Order of the Registrar General will be issued accordingly.

* Including Westbourne Park, and parts of Bayswater, Kilburn, Kensal Green, Maida Vale, Queen's Park, and St. Peter's Park.

* Including Notting Hill, and parts of Earl's Court and Queen's Park.

* Including Brook Green, College Park, Ravenscourt Park, Shepherd's Bush, Starch Green, and Wormwood Scrubs.

* Including North End, Parson's Green, Sands End, Walham Green, West Brompton, West Kensington, and part of Earl's Court.

COUNTY OF LONDON—continued.

TABLE 12.—REGISTRATION COUNTY, DISTRICTS, and SUB-DISTRICTS, with their constituent CIVIL PARISHES.—AREA; HOUSES and POPULATION 1891 and 1901, and SEPARATE OCCUPIERS 1901—continued.

REGISTRATION DISTRICTS and SUB-DISTRICTS and Civil Parishes.	AREA in Statute Acres.		HOUSES.						Families or Separate Occupiers.	POPULATION.					
	Land and Inland Water.	Inland Water only.	Inhabited.	Inhabited.	Uninhabited.		Building.	PERSONS.		Males.		Females.			
					In Occupation.	Not in Occupation.		1891.		1901.	1891.	1901.	1891.	1901.	
															1891.
3. CHELSEA *	659.6	—	9,123	8,641	422	344	16	17,467	72,954	73,842	33,487	32,628	39,517	41,014	
1. CHELSEA, NORTH (Chelsea, part of)	352.8	—	5,574	5,251	337	228	9	9,699	40,950	42,514	18,147	18,425	22,803	24,089	
2. CHELSEA, SOUTH (Chelsea, part of)	306.8	—	3,549	3,390	85	116	7	7,763	32,004	31,328	15,290	14,403	16,714	16,925	
4. ST. GEORGE, HANOVER SQUARE	1,887.0	63.3	16,814	13,494	823	718	69	29,541	135,370	128,256	62,010	57,351	73,360	70,905	
1. MAYFAIR AND KNIGHTSBRIDGE	915.0	46.1	4,269	3,409	376	292	26	8,461	30,964	28,743	13,018	11,485	17,676	17,258	
St. George, Hanover Square, part of	571.9	19.8	3,338	2,511	358	218	19	3,967	23,674	21,142	9,884	8,526	13,799	12,616	
St. Margaret and St. John, part of	343.1	26.3	931	898	18	74	7	1,494	7,339	7,601	3,134	2,909	4,186	4,612	
2. BELGRAVE (St. George, Hanover Square, part of)	539.3	9.9	7,766	6,420	213	304	5	13,200	55,246	55,815	24,163	24,235	31,093	31,560	
3. ST. MARGARET AND ST. JOHN	432.7	7.3	4,779	3,665	234	122	38	10,880	49,130	43,968	24,839	21,631	24,291	22,067	
Close of the Collegiate Church of St. Peter	9.6	—	25	30	—	—	—	31	235	231	110	111	125	129	
St. Margaret and St. John, part of	423.1	7.3	4,754	3,635	234	122	38	10,849	48,895	43,467	24,729	21,520	24,166	21,947	
5. WESTMINSTER	216.5	—	3,530	2,974	1,002	175	62	7,220	37,312	33,081	18,611	16,685	18,701	16,366	
1. ST. JAMES WESTMINSTER (St. James, Westminster)	163.1	—	2,592	2,139	817	136	42	4,514	24,995	21,588	12,396	10,674	12,629	10,914	
2. ST. ANNE SOHO (St. Anne, within the Liberty of Westminster)	53.4	—	938	835	185	39	20	2,706	12,317	11,463	6,245	6,011	6,072	5,482	
6. ST. MARYLEBONE*	1,472.8	25.5	15,496	13,536	762	702	132	31,623	144,083	133,301	63,151	57,891	80,932	75,410	
1. ALL SOULS (St. Marylebone, part of)	243.4	—	3,896	3,323	406	161	101	8,380	39,327	35,391	17,141	14,724	22,186	20,667	
2. RECTORY (St. Marylebone, part of)	117.8	—	1,956	1,673	121	65	6	4,272	20,502	19,849	8,603	7,955	11,899	11,894	
3. ST. MARY (St. Marylebone, part of)	106.1	—	2,064	1,955	67	156	2	4,803	19,239	18,099	8,213	7,629	11,026	10,476	
4. CHRISTCHURCH (St. Marylebone, part of)	600.7	25.5	4,589	3,584	78	151	19	9,250	45,191	39,536	21,343	19,281	23,845	20,255	
5. ST. JOHN (St. Marylebone, part of)	404.8	—	2,991	3,001	70	169	4	4,918	19,824	20,426	7,851	8,308	11,973	12,118	
Entire Civil Parishes.															
St. George, Hanover Square (see 4-1 & 2).	1,111.2	29.7	11,104	8,931	571	522	24	17,167	78,020	76,957	34,037	32,761	44,883	44,196	
St. Margaret and St. John (see 4-1 & 3).	766.2	33.6	5,685	4,533	252	196	45	12,343	56,215	51,068	27,863	24,479	28,332	26,589	

* The Registration Districts of Chelsea and St. Marylebone are co-extensive with the Civil Parishes of the same names.

* Including Lisson Grove, Portland Town, and parts of Maida Vale, Kilburn, and St. John's Wood.

* Including Belgravia, and part of Pimlico.

* Including Knightsbridge, and part of Pimlico.

COUNTY OF LONDON—continued.

TABLE 12.—REGISTRATION COUNTY, DISTRICTS, and SUB-DISTRICTS, with their constituent CIVIL PARISHES.—AREA; HOUSES and POPULATION 1891 and 1901, and SEPARATE OCCUPIERS 1901—continued.

REGISTRATION DISTRICTS and SUB-DISTRICTS and Civil Parishes	AREA in Statute Acres.		HOUSES.						Families or Separate Occupiers.	POPULATION.					
	Land and Inland Water.	Inland Water only.	Inhabited.	Inhabited.	Uninhabited.		Building.	PERSONS.		Males.		Females.			
					In Occupation.	Not in Occupation.		1891.		1901.	1891.	1901.	1891.	1901.	
7. HAMPSTEAD *	2,265.0	12.4	9,459	11,294	295	490	116	16,998	68,126	81,942	26,732	31,688	41,394	50,254	
1. HAMPSTEAD ... (Hampstead *)	2,265.0	12.4	9,459	11,294	295	490	116	16,998	68,126	81,942	26,732	31,688	41,394	50,254	
8. ST. PANCRAS*	2,694.4	38.5	24,511	23,715	1,009	541	21	57,045	234,749	235,317	113,514	114,305	121,235	121,012	
1. REGENTSPARK (St. Pancras, part of)	529.0	9.5	5,830	5,694	183	174	2	12,956	51,473	50,644	24,921	24,528	26,552	26,056	
2. TOTTENHAM COURT (St. Pancras, part of)	136.5	—	2,210	1,936	277	50	1	5,787	24,440	24,814	11,705	12,345	12,735	12,469	
3. GRAY'S INN LANE (St. Pancras, part of)	160.4	—	2,679	2,908	149	83	—	7,707	29,611	30,893	14,415	15,450	15,196	15,443	
4. SOMERS TOWN (St. Pancras, part of)	179.3	—	2,942	2,442	144	63	2	7,270	32,829	30,132	16,247	14,701	16,582	15,481	
5. CAMDEN TOWN (St. Pancras, part of)	536.7	7.6	4,287	4,227	150	87	4	9,413	37,820	40,106	17,606	18,948	20,214	21,153	
6. KENTISH TOWN (St. Pancras, part of)	1,152.5	21.4	6,313	6,508	106	84	12	13,912	58,576	58,728	28,620	28,273	29,956	30,455	
9. ISLINGTON* ...	3,091.5	6.4	37,894	38,645	830	687	45	79,129	319,155	334,991	150,817	150,290	168,338	175,701	
1. UPPER HOLLO-WAY (Islington, part of)	1,024.6	—	11,280	12,149	216	229	18	22,357	90,235	99,895	41,704	46,579	48,531	53,316	
2. LOWER HOLLO-WAY (Islington, part of)	412.4	—	4,119	4,118	76	82	6	9,243	40,991	41,424	20,450	20,718	20,541	20,706	
3. BARNBURY ... (Islington, part of)	310.3	4.1	5,563	5,558	113	69	11	13,781	55,246	54,478	27,943	27,062	27,903	27,416	
4. ISLINGTON, SOUTH-EAST (Islington, part of)	545.0	2.3	8,578	8,094	273	126	3	18,847	73,913	75,397	35,040	35,754	38,873	39,643	
5. Highbury ... (Islington, part of)	799.2	—	8,344	8,786	152	181	7	14,901	58,770	63,797	26,280	29,177	32,490	34,620	

* The Registration Districts of Hampstead, St. Pancras and Islington are co-extensive with the Civil Parishes of the same names.

¹ Including Belsize Park, Frognal, Primrose Hill, Rosslyn Park, Swiss Cottage, West End, and parts of Chalk Farm, Child's Hill, Cricklewood, Haverstock Hill, Kilburn, and St. John's Wood.

² Including Dartmouth Park, Gospel Oak, Maitland Park, and parts of Chalk Farm, Haverstock Hill, and Highgate.

³ Including Ball's Pond, Canonbury, Hornsey Rise, Mildmay Park, Tollington Park, Tufnell Park, and parts of Crouch Hill, Finsbury Park, Highgate, Pentonville, and Stroud Green.

⁴ On 1st August, 1901, the Sub-District of Upper Holloway was sub-divided into three Sub-Districts named Tufnell, Upper Holloway, and Tollington, which are co-extensive with the Wards of the same names. The figures for 1901 for the new Sub-Districts are shown in the subjoined Table:—

1. Tufnell	4,023	51	90	4	7,306	—	31,965	—	14,665	—	17,390
2. Upper Holloway	3,961	89	52	1	7,487	—	33,578	—	16,161	—	17,817
3. Tollington	4,165	85	87	13	7,564	—	33,922	—	16,013	—	17,909

COUNTY OF LONDON—continued.

TABLE 12.—REGISTRATION COUNTY, DISTRICTS, and SUB-DISTRICTS, with their constituent CIVIL PARISHES.—AREA; HOUSES and POPULATION 1891 and 1901, and SEPARATE OCCUPIERS 1901—continued.

REGISTRATION DISTRICTS and SUB-DISTRICTS and Civil Parishes.	AREA in Statute Acres.		HOUSES.						Families or Separate Occupiers.	POPULATION.					
	Land and Inland Water.	Inland Water only.	Inhabited.	Inhabited.	Uninhabited.		Building.	PERSONS.		Males.		Females.			
					In Occupation.	Not in Occupation.		1891.		1901.	1891.	1901.	1891.	1901.	
10. HACKNEY ...	4,152.4	48.2	35,598	38,351	608	629	90	60,618	247,594	270,519	113,384	123,823	134,210	146,696	
1. STOKE NEW-INGTON (Stoke Newington *)	893.5	9.7	7,014	7,717	84	150	11	11,824	47,988	51,247	21,163	22,634	26,825	28,613	
2. NORTH HACK-NEY (Hackney, part of)	1,082.3	11.8	7,547	8,642	84	182	44	11,164	44,885	50,560	19,448	21,731	25,437	28,829	
3. CENTRAL HACKNEY (Hackney, part of)	856.7	17.2	5,773	6,556	71	97	27	11,026	43,124	50,536	19,937	23,635	23,187	26,901	
4. SOUTH-WEST HACKNEY (Hackney, part of)	535.7	.9	7,745	7,535	250	114	1	14,086	58,097	59,921	27,355	28,295	30,742	31,626	
5. SOUTH-EAST HACKNEY (Hackney, part of)	794.2	8.6	7,519	7,901	113	86	7	12,518	53,500	58,255	25,481	27,528	28,019	30,727	
11. ST. GILES* ...	232.5	—	3,489	2,506	517	140	49	6,752	35,541	31,436	17,233	15,370	18,308	16,066	
1. BLOOMSBURY and St. GILES, SOUTH (St. Giles-in-the-Fields and St. George, Bloomsbury, part of)	170.4	—	2,595	1,806	369	111	37	4,529	25,723	22,478	12,516	11,096	13,207	11,382	
2. ST. GILES, NORTH (St. Giles-in-the-Fields and St. George, Bloomsbury, part of)	62.1	—	894	790	148	29	12	2,223	9,818	8,958	4,717	4,274	5,101	4,684	
12. STRAND ...	399.2	6.3	2,735	1,898	602	143	26	4,493	29,287	21,674	14,594	10,927	14,693	10,747	
1. ST. MARTIN-IN-THE-FIELDS (St. Martin-in-the-Fields)	289.1	6.3	1,491	1,046	326	40	18	2,963	16,115	12,980	8,114	6,486	8,001	6,494	
2. STRAND ...	119.1	—	1,244	852	276	103	8	1,820	13,172	8,694	6,480	4,441	6,692	4,253	
Liberty of the Rolls	9.3	—	62	43	21	—	—	66	411	232	178	114	233	133	
Precinct of the Savoy	6.6	—	35	24	11	—	—	53	201	196	102	80	99	86	
St. Clement Danes	26.6	—	732	514	118	88	4	1,254	8,869	6,090	4,383	3,129	4,186	2,970	
St. Mary-le-Strand	11.4	—	142	55	16	8	2	129	1,549	494	743	238	806	256	
St. Paul, Covent Garden	26.2	—	253	216	167	7	2	327	2,142	1,692	1,074	889	1,068	893	
Entire Civil Parish.															
Hackney* ... (see 10: 2-5)	3,288.9	33.5	28,384	30,634	524	479	79	48,794	199,906	219,272	92,221	101,189	107,385	118,083	

* The Registration District of St. Giles is co-extensive with the Civil Parish of St. Giles in the Fields and St. George Bloomsbury.

* Including Clissold Park and South Hornsey, and part of Finsbury Park.

* Including Clapton (Upper and Lower), Clapton Park, De Beauvoir Town, Homerton, London Fields, Shacklewell, and parts of Dalston, Hackney Wick, Kingsland, Lea Bridge, Stamford Hill, and Victoria Park.

COUNTY OF LONDON—continued.

TABLE 12.—REGISTRATION COUNTY, DISTRICTS, and SUB-DISTRICTS, with their constituent CIVIL PARISHES.—AREA; HOUSES and POPULATION 1891 and 1901, and SEPARATE OCCUPIERS 1901—continued.

REGISTRATION DISTRICTS and SUB-DISTRICTS and Civil Parishes.	AREA in Statute Acres.		HOUSES.						Families or Separate Occupiers.	POPULATION.					
	Land and Inland Water.	Inland Water only.	Inhabited.	Inhabited.	Uninhabited.		Building.	PERSONS.		Males.		Females.			
					In Occupation.	Not in Occupation.		1891.		1901.	1891.	1901.	1891.	1901.	
13. HOLBORN ...	756.1	5.6	13,524	11,318	2,095	368	72	30,971	140,442	128,691	69,290	63,630	71,152	65,061	
1. HOLBORN ...	202.4	—	3,422	2,306	621	90	28	7,387	33,348	29,612	16,567	14,917	16,781	14,695	
Charterhouse ...	19.3	—	4	7	1	—	—	4	136	140	75	79	61	61	
Furnival's Inn ...	1.1	—	11	—	—	—	—	—	97	—	40	—	57	—	
Gray's Inn ...	11.5	—	49	41	10	—	—	167	233	232	136	140	117	92	
Liberty of Sadron Hill, Hatton Garden, Ely Rents and Ely Place	29.7	—	465	228	109	14	6	565	3,622	2,561	1,881	1,488	1,741	1,073	
Lincoln's Inn ...	11.5	—	20	21	36	—	—	22	43	61	25	41	18	20	
St. Andrew, Holborn above the Bars, with St. George the Martyr	117.8	—	2,673	1,800	254	65	14	6,395	27,204	25,103	13,386	12,441	13,818	12,662	
St. Sepulchre ...	19.5	—	190	192	148	11	8	345	1,972	1,503	1,009	719	933	784	
Staple Inn ...	1.0	—	10	8	3	—	—	9	21	12	15	9	6	3	
2. ST. JAMES, CLERKENWELL* (Clerkenwell part of)	74.3	—	1,406	1,465	297	51	14	3,567	17,514	15,615	8,794	7,790	8,720	7,825	
3. AMWELL* (Clerkenwell, part of)	151.4	—	3,127	2,921	190	92	6	7,813	33,751	32,692	16,677	16,185	17,074	16,507	
4. GOSWELL STREET* (Clerkenwell, part of)	91.3	—	1,825	1,630	57	27	—	3,976	15,375	15,397	7,484	7,513	7,891	7,884	
5. CITY ROAD* (St. Luke, part of)	124.9	5.6	2,696	2,259	189	64	8	6,065	27,049	25,403	13,164	12,339	13,885	13,064	
6. FINSBURY* (St. Luke, part of)	111.8	—	1,048	747	741	44	16	2,173	13,406	9,972	6,604	4,886	6,801	5,088	
14. LONDON CITY*	678.3	—	5,408	3,934	5,813	441	166	5,503	38,481	27,664	19,423	14,224	19,058	13,440	
1. ST. BOTOLPH ...	246.0	—	2,458	1,530	1,761	308	61	2,320	16,902	11,040	8,035	5,289	8,867	5,761	
All Hallows, London Wall	8.5	—	43	39	87	3	3	38	183	164	69	60	114	104	
Glasshouse Yard*	5.6	—	69	69	51	4	—	164	779	741	363	369	386	342	
St. Andrew, Undershaft	9.3	—	60	45	60	2	4	45	218	157	92	56	126	101	
St. Bartholomew by the Royal Exchange	4.1	—	43	30	40	2	—	32	155	112	58	38	97	74	
St. Benet Fink ...	2.9	—	24	19	6	3	—	21	72	53	34	28	38	25	
St. Botolph without Aldersgate	19.9	—	204	113	219	103	6	174	1,670	826	922	373	748	453	
St. Botolph without Aldgate	38.9	—	844	467	249	26	3	891	5,908	4,675	2,790	2,259	3,109	2,416	
St. Botolph without Bishopsgate	44.5	—	317	221	173	12	2	372	3,078	1,690	1,465	791	1,613	869	
St. Christopher le Stocks	2.8	—	6	1	2	—	—	4	34	24	10	7	24	17	
St. Ethelburga ...	3.3	—	28	23	32	1	—	25	158	100	76	53	82	47	
St. Giles without Cripplegate	42.6	—	279	141	579	49	16	165	2,090	1,032	1,055	592	1,035	469	
St. Helen, Bishopsgate	7.1	—	65	52	39	—	1	53	251	177	91	76	157	101	
Entire Civil Parishes.															
Clerkenwell* (see 13: 2, 3 & 4)	317.0	—	6,338	6,006	544	170	20	15,356	66,640	63,704	32,955	31,488	33,685	32,216	
St. Luke (see 13: 5 & 6.)	236.7	5.6	3,744	3,006	990	108	24	8,228	40,454	35,375	19,768	17,225	20,686	18,150	

* On 1st December, 1901, the Sub-Districts of St. James, Clerkenwell, Amwell, and Goswell Street were rearranged to form two Sub-Districts, named, respectively, North Clerkenwell and South Clerkenwell, the former consisting of Pentonville, St. Philip's and St. Mark's Wards, and the latter of St. James's and St. John's Wards of the Metropolitan Borough of Finsbury. The figures for 1901 for the new Sub-Districts are shown below:—

North Clerkenwell	—	—	3,364	179	95	6	8,574	—	35,028	—	17,270	—	17,758
South Clerkenwell	—	—	2,442	365	75	14	6,782	—	28,676	—	14,218	—	14,458

* On the 1st August, 1901, the Sub-Districts of City Road and Finsbury were united under the name of Finsbury.

* At the date of the Census, this District included the Civil Parish of Glasshouse Yard, which is accordingly so shown in the Table. The Parish was transferred to Holborn by Local Government Board Order, No. 43,156, which came into operation on 28th September, 1901, and extensive with the Municipal City of London.

* Including part of Pentonville.

COUNTY OF LONDON—continued.

TABLE 12.—REGISTRATION COUNTY, DISTRICTS, and SUB-DISTRICTS, with their constituent CIVIL PARISHES.—AREA; HOUSES and POPULATION 1891 and 1901, and SEPARATE OCCUPIERS 1901—continued.

REGISTRATION DISTRICTS and SUB-DISTRICTS and Civil Parishes.	AREA in Statute Acres.		HOUSES.						POPULATION.					
	Land and Inland Water.	Inland Water only.	Inhabited.	Inhabited.	Uninhabited.		Building.	Families or Separate Occupiers.	PERSONS.		Males.		Females.	
					In Occupation.	Not in Occupation.			1891.	1901.	1891.	1901.	1891.	1901.
					1891.	1901.								
14. LONDON CITY — <i>contd.</i>														
1. ST. BOTOLPH — <i>contd.</i>														
St. James, Duke's Place	3.2	—	36	30	46	5	—	45	339	187	175	91	184	96
St. Katherine Cree	9.2	—	77	43	102	18	8	43	445	178	186	89	269	98
St. Margaret, Lothbury	3.9	—	29	15	5	—	—	18	92	65	39	27	53	38
St. Martin, Outwich	3.2	—	17	13	6	2	—	18	102	63	49	25	62	38
St. Peter le Poer	9.3	—	72	70	27	1	1	70	270	266	116	121	154	145
St. Stephen Coleman Street	26.7	—	234	139	38	84	17	142	1,038	540	412	213	626	327
2. ST. SEPULCHRE	136.5	—	1,266	950	1,253	55	47	1,662	11,187	7,900	5,863	4,039	5,294	3,941
Barnard's Inn	4	—	8	2	—	—	—	3	39	5	41	4	18	1
Bridewell Precinct	5.3	—	17	18	15	—	—	23	468	390	303	273	165	117
Inner Temple ...	11.5	—	39	37	11	—	—	59	96	127	70	81	96	46
Middle Temple ...	5.4	—	30	30	12	—	—	67	95	167	75	81	20	23
Land Common to Inner Temple and Middle Temple	4	—	—	—	—	—	—	—	—	—	—	—	—	—
St. Andrew, Holborn below the Bars	21.0	—	264	142	178	9	20	229	2,570	1,365	1,527	810	1,043	555
St. Bartholomew the Great	8.9	—	230	200	114	14	—	436	1,843	1,441	869	636	974	805
St. Bartholomew the Less ^a	4.2	—	14	14	—	—	—	1	847	809	363	363	484	506
St. Bride ...	28.9	—	254	189	273	13	4	325	2,208	1,528	1,078	756	1,130	772
St. Dunstan in the West ^a	13.4	—	162	116	116	9	13	206	1,038	775	501	381	557	394
St. Sepulchre without Newgate	35.5	—	213	170	329	8	7	200	1,754	1,160	969	611	785	519
Serjeants Inn, Fleet Street	4	—	18	17	1	1	—	18	50	48	15	15	35	33
Thavies Inn	8	—	17	15	4	1	3	15	109	85	52	45	57	40
3. ALL HALLOWS, BARKING	290.8	—	1,684	1,454	2,799	80	68	1,601	10,422	8,724	5,525	4,879	4,897	3,848
Allhallows, Barking	11.2	—	81	66	41	1	—	74	447	326	230	170	217	156
Allhallows, Bread Street	2.6	—	6	3	50	—	—	3	24	15	15	10	9	5
Allhallows, Honey Lane	1.0	—	6	8	13	—	—	8	22	33	10	14	12	19
Allhallows, Lombard Street	2.9	—	22	22	42	1	—	22	68	89	31	35	37	45
Allhallows, Staining	4.1	—	33	34	47	1	2	31	128	121	56	55	72	66
Allhallows the Great	7.7	—	10	11	26	1	—	11	37	39	18	16	19	23
Allhallows the Less	3.3	—	7	4	16	—	3	10	43	44	16	17	27	27
Christchurch, Newgate Street	12.2	—	51	27	121	3	6	23	908	999	775	882	183	117
Holy Trinity the Less	1.8	—	11	14	12	3	—	14	49	57	14	23	26	34
St. Alban, Wood Street	3.4	—	15	13	74	1	3	13	167	299	133	163	34	46
St. Alphage, Sion College	4.2	—	5	2	98	2	2	2	66	29	41	28	25	1
St. Andrew by the Wardrobe	6.6	—	22	18	45	1	—	18	170	116	116	69	54	47
St. Andrew, Hubbard	2.0	—	12	12	26	—	—	12	46	41	16	17	30	24
St. Anne and St. Agnes, Aldersgate	2.7	—	3	4	22	2	—	4	24	21	12	6	12	15
St. Anne, Blackfriars	12.3	—	81	55	49	1	5	117	728	487	304	211	424	276
St. Antholin ...	2.6	—	17	19	33	—	—	20	59	62	29	24	30	38
St. Augustine ...	1.8	—	8	4	20	—	—	4	76	20	56	10	20	10
St. Benet, Gracechurch Street	1.9	—	16	13	17	2	—	13	52	52	22	23	30	29
St. Benet, Paul's Wharf	5.4	—	9	9	37	1	—	9	65	31	34	13	31	18
St. Benet, Shoreditch	1.1	—	19	11	19	1	—	11	35	39	17	19	18	20
St. Botolph, Billingsgate	2.6	—	19	7	21	4	—	7	133	44	164	26	29	18
St. Clement, Eastcheap	1.8	—	18	21	7	—	—	21	66	79	22	27	44	32

^a On 1st of April, 1901, the Middle Temple was transferred from the Strand Sub-District (12:2) to the St. Sepulchre Sub-District (14:2).^b This Parish is occupied exclusively by St. Bartholomew's Hospital.^c Including Clifford's Inn and Old Serjeants Inn.

COUNTY OF LONDON—continued.

TABLE 12.—REGISTRATION COUNTY, DISTRICTS, and SUB-DISTRICTS, with their constituent CIVIL PARISHES.—AREA; HOUSES and POPULATION 1891 and 1901, and SEPARATE OCCUPIERS 1901—continued.

REGISTRATION DISTRICTS and SUB-DISTRICTS and Civil Parishes.	AREA in Statute Acres.		HOUSES.						Families or Separate Occupiers.	POPULATION.					
	Land and Inland Water.	Inland Water only.	Inhabited.	Inhabited.	Uninhabited.		Building.	Persons.		Males.		Females.			
					In Occupation.	Not in Occupation.		1891.		1901.	1891.	1901.	1891.	1901.	
															1891.
14. LONDON CITY—contd.															
3. ALLHALLOWS, BARKING—contd.															
St. Dionis Backchurch	4.7	—	42	30	37	3	—	30	161	112	66	47	95	63	
St. Dunstan in the East	11.8	—	72	59	48	2	—	66	395	294	181	147	214	147	
St. Edmund the King	2.4	—	24	23	11	1	—	24	165	93	45	44	60	49	
St. Faith under St. Paul's	5.6	—	34	26	123	2	1	27	314	201	210	89	104	112	
St. Gabriel, Fenchurch Street	2.8	—	30	27	30	1	3	27	88	75	30	29	58	46	
St. George, Botolph Lane	1.3	—	8	6	18	2	—	6	35	24	15	13	20	11	
St. Gregory by St. Paul	11.4	—	41	32	29	—	—	32	515	512	354	400	161	112	
St. James, Garlickhithe	3.3	—	21	25	36	—	—	25	146	69	54	29	92	40	
St. John the Baptist, Walbrook	1.9	—	15	15	28	—	—	15	73	72	26	26	47	46	
St. John the Evangelist	.8	—	3	1	12	—	—	1	18	2	16	1	2	1	
St. John Zachary Coleman	2.2	—	9	7	13	—	—	9	109	46	68	19	41	27	
St. Katherine Coleman	6.2	—	54	35	44	3	1	37	237	136	103	58	134	78	
St. Lawrence Jewry	5.7	—	34	33	72	2	—	33	187	298	162	212	85	86	
St. Lawrence Pountney	2.9	—	21	10	24	—	—	10	80	29	37	13	43	16	
St. Leonard, Eastcheap	1.4	—	9	11	6	1	—	11	32	42	11	18	21	24	
St. Leonard, Foster Lane	2.5	—	5	6	15	—	—	6	23	29	11	9	12	20	
St. Magnus the Martyr	3.4	—	26	16	9	2	—	18	136	172	58	119	78	53	
St. Margaret Moses	1.6	—	5	5	28	—	—	5	32	39	17	19	15	20	
St. Margaret, New Fish Street	2.0	—	17	24	14	—	—	24	68	87	34	41	34	46	
St. Margaret Paternoster	1.6	—	9	11	14	—	—	11	28	46	12	18	16	28	
St. Martin, Ludgate	4.8	—	19	26	32	—	3	26	138	175	79	72	79	103	
St. Martin Orgar	2.7	—	29	30	15	1	—	32	150	165	63	50	87	55	
St. Martin Pomeroey	1.1	—	21	17	16	1	—	17	163	71	47	27	56	44	
St. Martin Vintry	4.4	—	16	14	30	2	1	17	87	79	28	29	50	50	
St. Mary Abchurch	2.6	—	33	31	18	—	—	31	144	114	61	48	83	66	
St. Mary Aldermanbury	4.4	—	13	16	91	1	1	14	102	69	56	24	46	45	
St. Mary Aldermar	2.4	—	10	10	47	2	—	13	139	115	67	71	72	44	
St. Mary at Hill...	4.2	—	24	26	59	—	2	26	127	150	63	91	64	59	
St. Mary Bothaw	1.9	—	5	7	10	—	—	7	99	125	61	39	38	66	
St. Mary Colechurch	1.6	—	6	5	32	—	—	5	20	29	8	12	12	17	
St. Mary le Bow...	2.7	—	19	19	60	—	2	19	129	118	61	65	68	53	
St. Mary Magdalen, Milk Street	1.7	—	12	5	57	—	—	5	39	18	17	6	22	12	
St. Mary Magdalen, Old Fish Street	2.4	—	13	5	55	1	—	6	83	42	50	31	33	11	
St. Mary Mountthaw	1.0	—	3	4	13	—	—	4	14	20	3	6	11	14	
St. Mary Somerset	3.6	—	15	9	42	2	—	10	82	33	40	15	42	18	
St. Mary Staining	1.3	—	6	5	25	—	—	5	36	15	17	7	19	8	
St. Mary Woolchurch Haw	2.3	—	10	12	—	—	—	12	71	68	30	35	41	33	
St. Mary Woolnoth	2.6	—	29	24	3	3	—	23	137	109	61	32	76	57	
St. Matthew, Friday Street	1.4	—	6	7	10	3	—	7	67	38	49	27	18	11	
St. Michael Bassishaw	5.8	—	31	25	57	—	4	25	127	90	44	41	83	49	
St. Michael, Cornhill	3.6	—	53	50	44	2	3	50	198	162	87	67	111	95	
St. Michael, Crooked Lane	3.1	—	21	21	26	1	—	23	94	78	41	30	53	48	
St. Michael le Querne	1.6	—	7	5	12	—	3	7	38	67	10	35	28	32	
St. Michael Paternoster Royal	2.1	—	14	11	14	—	—	12	56	38	22	19	34	19	
St. Michael Queenhithe	3.7	—	13	6	33	—	3	6	67	26	34	15	33	11	
St. Michael, Wood Street	2.0	—	4	5	24	2	—	5	58	65	39	55	19	10	
St. Mildred, Bread Street	1.5	—	4	4	29	1	—	4	21	32	12	5	9	27	
St. Mildred, Poultry	2.5	—	13	14	34	—	—	14	56	57	29	23	27	34	
St. Nicholas Acons	1.5	—	18	19	11	1	—	20	67	71	27	28	40	43	

COUNTY OF LONDON—continued.

TABLE 12.—REGISTRATION COUNTY, DISTRICTS, and SUB-DISTRICTS, with their constituent CIVIL PARISHES.—AREA; HOUSES and POPULATION 1891 and 1901, and SEPARATE OCCUPIERS 1901—continued.

REGISTRATION DISTRICTS and SUB-DISTRICTS and Civil Parishes.	AREA in Statute Acres.		HOUSES.						Families or Separate Occu- piers.	POPULATION.					
	Land and Inland Water.	Inland Water only.	Inha- bited.	Inha- bited.	Uninhabited.		Build- ing.	PERSONS.		Males.		Females.			
					In Oc- cupa- tion.	Not in Occu- pation.		1891.		1901.	1891.	1901.	1891.	1901.	
			1891.	1901.				1901.	1891.	1901.	1891.	1901.	1891.	1901.	
14. LONDON CITY—contd.															
3. ALLHALLOWS, BARKING—contd.															
St. Nicholas Cole Abbey	1.6	—	3	6	26	1	—	7	13	56	7	39	6	17	
St. Nicholas Olave	1.4	—	5	4	24	—	—	4	111	91	98	81	13	10	
St. Olave, Hart Street	10.3	—	54	47	49	—	2	48	236	184	106	76	130	108	
St. Olave, Old Jewry	2.5	—	23	25	12	—	—	26	83	85	29	39	54	46	
St. Olave, Silver Street	3.3	—	9	7	86	3	3	7	38	35	10	6	28	29	
St. Pancras, Soper Lane	1.2	—	15	11	25	—	—	11	60	34	28	16	32	18	
St. Peter, Cornhill	6.0	—	42	31	83	—	2	32	162	108	67	42	95	66	
St. Peter near Paul's Wharf	2.5	—	5	4	20	—	—	6	37	16	17	7	20	9	
St. Peter, West- cheap	1.6	—	6	6	18	—	—	6	16	24	7	12	9	12	
St. Stephen, Wal- brook	2.8	—	27	23	19	1	—	24	89	79	34	28	55	51	
St. Swithin, Lon- don Stone	3.0	—	26	28	11	1	—	28	118	120	44	53	74	67	
St. Thomas the Apostle	2.4	—	12	17	18	1	1	21	122	139	78	91	44	48	
St. Vedast, Foster Lane	2.5	—	18	13	51	2	—	13	139	82	89	50	50	32	
Whitefriars, Pre- cinct	8.5	—	40	21	21	4	2	56	393	170	184	82	209	88	
15. SHOREDITCH*	657.6	15.1	13,848	12,743	1,150	252	36	27,031	124,727	118,637	61,104	58,149	63,623	60,488	
1. SHOREDITCH, SOUTH (Shoreditch, part of)	141.7	—	2,165	1,678	700	73	4	3,654	19,949	16,369	9,890	8,065	10,059	8,304	
2. HOXTON NEW TOWN (Shoreditch, part of)	140.7	6.4	3,248	2,803	211	50	15	6,061	30,905	29,761	15,113	14,596	15,792	15,165	
3. HOXTON OLD TOWN (Shoreditch, part of)	116.9	2.6	3,052	2,907	132	51	2	6,409	27,726	26,504	13,524	12,976	14,202	13,628	
4. HAGGERSTON (Shoreditch, part of)	258.3	6.1	5,393	5,355	107	78	15	10,617	46,147	46,003	22,577	22,512	23,570	23,491	
16. BETHNAL GREEN*	759.3	16.4	16,374	14,005	357	324	59	23,209	128,929	129,680	63,236	63,390	65,693	66,300	
1. BETHNAL GREEN, NORTH (Bethnal Green, part of)	235.5	.9	6,566	5,364	160	163	47	11,503	51,361	51,514	25,342	25,079	26,019	26,435	
2. BETHNAL GREEN, SOUTH (Bethnal Green, part of)	159.1	—	4,539	3,482	103	64	6	7,454	33,314	33,472	16,429	16,486	16,885	16,985	
3. BETHNAL GREEN, EAST (Bethnal Green, part of)	364.7	15.5	5,269	5,159	94	67	6	9,252	44,254	44,694	21,465	21,815	22,789	22,879	

* The Registration Districts of Shoreditch and Bethnal Green are co-extensive with the Civil Parishes of the same names.

* Including parts of Dalston and Kingsland.

* Including Cambridge Heath and parts of Old Ford and Victoria Park.

COUNTY OF LONDON—continued.

TABLE 12.—REGISTRATION COUNTY, DISTRICTS, and SUB-DISTRICTS, with their constituent CIVIL PARISHES.—AREA; HOUSES and POPULATION 1891 and 1901, and SEPARATE OCCUPIERS 1901—continued.

REGISTRATION DISTRICTS and SUB-DISTRICTS and Civil Parishes.	AREA in Statute Acres.		HOUSES.						POPULATION.					
	Land and Inland Water.	Inland Water only.	Inhabited.	Inhabited.	Uninhabited.		Building.	Families or Separate Occupiers.	PERSONS.		Males.		Females.	
					In Occupation.	Not in Occupation.			1891.	1901.	1891.	1901.	1891.	1901.
17. WHITE-CHAPEL	378.1	10.3	7,277	5,735	512	114	28	4,070	74,069	78,768	39,004	41,476	35,005	37,202
1. SPITALFIELDS	87.5	—	2,100	1,732	162	26	15	5,047	26,594	27,909	13,813	14,601	12,781	13,366
Norton Folgate ...	8.4	—	181	149	17	1	—	326	1,323	1,063	768	854	755	809
Old Artillery Ground	5.3	—	150	138	17	6	10	410	2,138	2,008	1,067	1,062	1,071	1,036
Spitalfields ...	73.8	—	1,829	1,445	128	19	5	4,311	22,933	24,208	11,978	12,685	10,955	11,523
2. MILE END NEW TOWN	114.0	—	2,783	2,468	71	28	8	4,950	25,895	28,718	13,240	14,848	12,655	13,870
Mile End New Town	43.0	—	1,170	1,302	22	13	4	2,423	11,425	13,220	5,754	6,646	5,071	6,613
Whitechapel, part of	71.0	—	1,613	1,146	49	15	4	2,527	14,470	15,498	7,486	8,202	6,984	7,257
3. GOODMAN'S FIELDS	176.6	10.3	2,394	1,505	279	60	5	4,079	22,180	22,081	12,011	12,027	10,169	10,064
St. Botolph (without Aldgate)	53.3	10.3	617	173	42	9	—	762	3,218	3,170	1,714	1,697	1,504	1,473
Tower of London	21.6	—	7	61	—	—	—	1	868	736	745	576	123	160
Whitechapel, part of	101.7	—	1,710	1,271	237	51	5	3,310	18,094	18,175	9,552	9,754	8,542	8,421
18. ST. GEORGE IN THE EAST*	243.9	29.6	5,296	5,007	81	67	29	10,000	45,795	49,068	23,096	24,751	22,690	24,317
1. ST. GEORGE, NORTH (St. George in the East, part of)	146.6	—	4,607	4,352	78	58	29	8,455	37,738	40,976	19,008	20,681	18,730	20,295
2. ST. JOHN (St. George in the East, part of)	97.3	29.6	689	655	3	9	—	1,545	8,057	8,092	4,088	4,070	3,960	4,022
19. STEPNEY ...	465.8	28.6	7,122	6,974	145	123	11	12,485	57,200	57,937	29,312	29,659	27,888	28,278
1. SHADWELL ...	106.8	9.2	941	894	28	18	2	2,324	10,346	10,758	5,169	5,392	5,077	5,366
Shadwell ...	68.5	8.0	731	705	25	15	2	1,894	8,123	8,633	4,038	4,245	4,085	4,388
Wapping ...	41.3	1.2	210	189	3	3	—	490	2,123	2,125	1,131	1,147	992	978
2. RATCLIFF (Ratcliff) ...	111.2	3.6	1,864	1,780	35	52	4	3,144	14,928	14,810	7,893	7,811	7,035	6,999
3. LIMEHOUSE (Limehouse) ...	244.8	15.8	4,317	4,300	82	53	5	7,017	32,026	32,369	16,250	16,456	15,776	15,913
20. MILE END OLD TOWN†	677.8	5.5	14,171	13,746	304	288	28	24,558	107,452	112,827	52,302	54,825	55,150	58,002
1. MILE END OLD TOWN, WESTERN (Mile End Old Town, part of)	307.2	—	7,971	7,167	164	102	23	13,083	55,066	59,479	26,832	29,112	28,234	30,367
2. MILE END OLD TOWN, EASTERN (Mile End Old Town, part of)	370.6	5.5	6,800	6,579	140	96	5	11,475	52,386	53,348	25,470	25,713	26,916	27,635
21. POPLAR ...	2,327.7	191.7	21,961	22,613	379	288	19	35,787	166,880	168,822	84,302	84,823	82,578	83,999
1. BOW (Bow or Stratford le Bow) ...	555.7	12.5	5,537	5,691	104	81	1	9,029	40,230	41,989	19,834	20,687	20,306	21,802
2. BROMLEY (Bromley) ...	606.8	17.3	8,993	8,872	100	86	4	14,597	70,056	68,319	35,037	33,974	35,019	34,945
3. POPLAR ... (Poplar) ...	1,166.2	161.9	7,431	8,050	175	121	14	12,161	56,594	58,514	29,431	30,162	27,163	28,362
Entire Civil Parish, Whitechapel ^b (see 17: 2 & 3)	172.7	—	3,323	2,417	286	66	9	5,837	32,564	33,634	17,038	17,956	15,526	15,678

* The Registration Districts of St. George in the East and Mile End Old Town are co-extensive with the Civil Parishes of the same names.

† The Civil Parishes of St. Katherine by the Tower and Old Tower Without were united to St. Botolph (without) Aldgate on 1st October, 1895, by Local Government Board Order, No. 32,663. See also Note 5.

‡ The number as printed is that published in the Census Report for 1891; it has been amended after special enquiry to 201.

§ The Tower of London was united to the Civil Parish of St. Botolph (without) Aldgate on 13th June, 1901, under the provisions of the Borough of Stepney (Tower of London) Scheme, 1901.

|| Including Stepney Green, and part of Bow Common.

¶ Including parts of Hackney Wick and Old Ford.

|| Including part of Bow Common.

|| Including Blackwall, Cubitt Town, Isle of Dogs and Millwall.

* The Civil Parish of Holy Trinity, Minories, was united to Whitechapel on 1st October, 1895, by Local Government Board Order, No. 32,663.

COUNTY OF LONDON—continued.

TABLE 12.—REGISTRATION COUNTY, DISTRICTS, and SUB-DISTRICTS, with their constituent CIVIL PARISHES.—AREA; HOUSES and POPULATION 1891 and 1901, and SEPARATE OCCUPIERS 1901—continued.

REGISTRATION DISTRICTS and SUB-DISTRICTS and Civil Parishes.	AREA in Statute Acres.		HOUSES.						Families or Separate Occupiers.	POPULATION.					
	Land and Inland Water.	Inland Water only.	Inhabited.	Inhabited.	Uninhabited.		Building.	PERSONS.		Males.		Females.			
					In Occupation.	Not in Occupation.		1891.		1901.	1891.	1901.	1891.	1901.	
22. SOUTHWARK	1131.5	—	22,837	20,878	996	508	45	47,808	202,479	206,180	101,545	103,260	100,934	102,920	
1. CHRIST. CHURCH, SOUTHWARK } (Christchurch, Southwark)	78.0	—	1,245	1,072	94	25	2	2,608	12,622	11,263	6,967	6,309	5,066	4,964	
2. ST. SAVIOUR, SOUTHWARK } (St. Saviour, Southwark)	152.3	—	1,425	1,071	231	67	9	2,544	14,639	12,056	7,432	5,977	7,107	6,179	
3. KENT ROAD ... } (St. George the Martyr, Southwark, part of)	105.3	—	3,015	2,355	151	150	9	4,826	22,148	21,904	11,049	10,917	11,099	10,987	
4. BOROUGH ROAD } (St. George the Martyr, Southwark, part of)	63.4	—	1,986	1,317	120	43	2	3,748	16,624	16,881	8,577	8,487	8,047	8,394	
5. LONDON ROAD } (St. George the Martyr, Southwark, part of)	119.3	—	1,959	1,830	77	68	1	5,247	20,968	22,213	10,001	10,924	10,967	11,289	
6. TRINITY, NEW-INGTON } (Newington, part of)	145.8	—	2,855	2,895	124	55	4	6,403	26,596	28,504	13,769	14,487	12,827	14,017	
7. ST. PETER, WALWORTH } (Newington, part of)	322.6	—	7,696	7,644	139	77	8	14,605	62,078	61,767	30,651	30,359	31,427	31,408	
8. ST. MARY, NEWINGTON } (Newington, part of)	164.3	—	2,656	2,694	60	83	10	7,827	26,904	31,592	13,109	15,900	13,795	15,662	
23. ST. OLAVE, SOUTHWARK	1,499.6	163.5	18,490	15,817	473	290	17	29,073	136,014	130,760	68,590	65,134	67,424	65,626	
1. ST. OLAVE, SOUTHWARK } Horsleydown ... } St. Olave and St. Thomas, Southwark *	121.6 69.7 51.9	— — —	2,079 1,769 313	905 664 241	13 6 7	26 20 6	1 1 —	2,063 1,704 339	12,115 9,812 2,303	9,817 7,709 2,068	6,147 4,833 1,294	4,996 3,790 1,206	5,968 4,969 1,009	4,821 3,979 842	
2. BERMONDSEY (Bermondsey *)	625.8	—	11,175	9,793	394	158	14	18,841	84,742	82,483	42,432	40,611	42,310	41,872	
3. ROTHERHITHE (Rotherhithe)	752.2	163.5	5,236	5,119	66	106	2	8,169	39,157	38,460	20,011	19,527	19,146	18,936	
Entire Civil Parishes.															
St. George the Martyr, Southwark } (see 22: 3, 4 & 5)	283.5	—	6,960	5,592	348	251	12	13,821	59,740	60,998	29,627	30,328	30,113	30,670	
Newington ... } (see 22: 6, 7, 8)	632.7	—	13,207	13,233	323	165	22	28,835	115,578	121,863	57,529	60,746	58,049	61,117	

* The Civil Parishes of St. Olave and St. Thomas, Southwark, were united on 26th March, 1896, by Local Government Board Order, No. 32,683.

† The number as printed is that published in the Census Report for 1891; it has been amended after special enquiry to 1901.

* Including Dockhead.

COUNTY OF LONDON—continued.

TABLE 12.—REGISTRATION COUNTY, DISTRICTS, and SUB-DISTRICTS, with their constituent CIVIL PARISHES.—AREA; HOUSES and POPULATION 1891 and 1901, and SEPARATE OCCUPIERS 1901—continued.

REGISTRATION DISTRICTS and SUB-DISTRICTS and Civil Parishes.	AREA in Statute Acres.		HOUSES.						POPULATION.					
	Land and Inland Water.	Inland Water only.	Inhabited.	Uninhabited.	In Occupation.	Not in Occupation.	Building.	Families or Separate Occupiers.	PERSONS.		MALES.		FEMALES.	
									1891.	1901.	1891.	1901.	1891.	1901.
24. LAMBETH* ...	4,080.4	—	38,899	41,511	881	944	137	70,887	278,393	301,895	131,341	142,760	147,052	159,135
1. WATERLOO ROAD (Lambeth, part of)	172.1	—	3,333	3,008	182	92	6	6,841	29,467	27,440	14,962	13,968	14,505	13,472
2. LAMBETH CHURCH FIRST (Lambeth, part of)	160.7	—	2,039	1,721	112	57	14	4,467	18,576	18,423	9,304	9,155	9,272	9,268
3. LAMBETH CHURCH SECOND (Lambeth, part of)	182.6	—	4,561	4,391	51	47	2	9,121	39,661	39,818	19,727	19,837	19,934	19,981
4. KENNINGTON FIRST (Lambeth, part of)	460.3	—	6,662	6,993	120	87	9	12,523	50,335	53,198	24,622	26,337	25,713	26,861
5. KENNINGTON SECOND (Lambeth, part of)	528.6	—	6,099	6,421	62	137	30	10,941	39,350	42,896	18,123	19,653	21,227	23,243
6. BRIXTON (Lambeth, part of)	1,349.7	—	11,527	12,926	251	247	21	19,914	72,756	84,232	32,443	38,507	40,313	45,725
7. NORWOOD (Lambeth, part of)	1,194.5	—	4,508	6,051	103	277	55	7,680	28,248	35,538	12,160	15,303	16,088	20,535
25. WANDSWORTH	11,290.0	53.6	45,896	61,226	783	2,135	1,286	88,743	305,690	400,941	142,282	185,515	163,408	215,426
1. EAST BATTERSEA (Battersea, part of)	946.9	15.9	8,590	9,147	76	93	29	16,759	68,884	72,203	33,704	35,705	33,180	36,498
2. NORTH-WEST BATTERSEA (Battersea, part of)	363.6	—	6,730	6,696	88	106	3	11,226	49,938	49,656	25,055	24,879	24,853	24,777
3. SOUTH-WEST BATTERSEA (Battersea, part of)	349.8	4.5	5,432	7,619	103	204	75	11,002	33,344	47,048	14,604	21,165	18,740	25,883
4. CLAPHAM (Clapham)	1,074.7	2.6	6,619	8,152	160	238	207	11,652	41,811	51,361	18,706	23,239	23,105	28,122
5. STREATHAM ...	3,392.1	2.6	8,270	14,765	199	333	569	18,775	49,074	88,131	20,724	38,027	28,350	50,104
Streatham ...	2,823.3	2.6	7,185	12,295	173	695	349	15,494	43,299	71,658	18,042	30,262	25,248	41,456
Tooting Graveney	568.8	—	1,085	2,470	26	218	239	3,281	5,784	16,473	2,682	7,825	3,162	8,648
6. WANDSWORTH (Wandsworth)	2,444.8	16.5	7,288	10,769	80	471	238	14,067	46,868	68,403	22,041	32,167	24,827	36,236
7. PUTNEY (Putney)	2,218.1	11.5	2,967	4,048	77	140	115	5,262	17,771	24,139	7,448	10,333	10,323	13,806
26. CAMBERWELL*	4,480.0	24.3	33,606	36,671	554	754	220	56,965	233,706	259,339	110,654	122,967	123,052	136,342
1. DULWICH (Camberwell, part of)	1,490.6	6.6	1,118	1,739	19	86	90	1,851	6,877	10,247	2,666	3,965	4,311	6,282
2. CAMBERWELL (Camberwell, part of)	1,230.9	—	12,187	13,420	169	333	67	19,829	79,663	90,465	36,363	41,813	43,330	48,662
3. PECKHAM (Camberwell, part of)	1,326.0	8.7	12,603	13,610	285	248	61	20,575	83,528	93,038	40,170	44,998	43,358	48,040
4. ST. GEORGE (Camberwell, part of)	432.5	9.0	7,697	7,902	81	87	2	14,730	63,608	65,589	31,555	32,221	32,053	33,968
Entire Civil Parish, Battersea† (see 25: 1-3)	2,160.3	20.4	29,732	23,462	267	463	167	38,567	150,166	168,907	73,363	81,749	76,803	87,158

* The Registration Districts of Lambeth and Camberwell are co-extensive with the Civil Parishes of the same names.

† Including Angell Town, Brockwell Park, Gipsy Hill, Knight's Hill, Stockwell, Tulse Hill, and Vauxhall, and parts of Denmark Hill, West Dulwich and Herne Hill.

‡ Including Balham, Manor Park, Roupell Park, and Upper Tooting, and part of Brixton Hill.

§ Including Dulwich Hill, Earlsfield, Fawe Park, Garratt, Southfields, Summers Town, and West Hill, and part of Wimbledon Park.

|| Including Roehampton.

¶ Including Goose Green, Hatcham New Town, Honor Oak, Lordship Lane, Newlands, and Waverley Park, and parts of Denmark Hill, Herne Hill, and Nunhead. Part of the Civil Parish of Camberwell containing 306 inhabited houses and 1,643 population is comprised in the ancient County of Kent, the remainder of the Parish being in the ancient County of Surrey.

* Including Nine Elms, Clapham Junction, and New Wandsworth, and parts of Clapham Common and Wandsworth Common.

COUNTY OF LONDON—continued.

TABLE 12.—REGISTRATION COUNTY, DISTRICTS, and SUB-DISTRICTS, with their constituent CIVIL PARISHES.—AREA; HOUSES and POPULATION, 1891 and 1901, and SEPARATE OCCUPIERS 1901—continued.

REGISTRATION DISTRICTS and SUB-DISTRICTS and Civil Parishes.	AREA in Statute Acres.		HOUSES.						Families or Separate Occu- piers.	POPULATION.					
	Land and Inland Water.	Inland Water only.	Inha- bited.	Inha- bited.	Uninhabited.		Build- ing.	PERSONS.		Males.		Females.			
					In Oc- cupa- tion.	Not in Occu- pation.		1891.		1901.	1891.	1901.	1891.	1901.	
															1891.
27. GREENWICH	3,424.0	12.8	24,848	26,896	376	404	249	40,231	166,223	185,034	80,340	90,724	85,883	94,311	
1. DEPTFORD NORTH	436.2	5.2	4,498	4,666	73	49	9	8,163	35,604	37,613	17,998	19,104	17,606	18,509	
St. Nicholas, Dept- ford	112.1	—	937	873	17	23	1	1,543	6,941	7,321	3,497	3,744	3,444	3,577	
St. Paul, Deptford part of	324.1	5.2	3,561	3,793	56	26	8	6,620	28,663	30,292	14,501	15,360	14,162	14,932	
2. DEPTFORD CENTRAL (St. Paul, Deptford part of)	508.2	4.5	6,151	6,103	94	47	52	10,311	41,799	45,481	20,602	22,936	21,197	22,545	
3. DEPTFORD SOUTH (St. Paul, Dept- ford, part of)	730.4	2.0	5,169	5,927	79	122	32	7,684	31,308	34,625	13,673	15,317	17,635	19,308	
4. GREENWICH WEST (Greenwich, part of)	297.8	.3	3,875	3,923	63	56	—	5,356	22,202	23,456	10,541	11,329	11,661	12,127	
5. GREENWICH EAST (Greenwich, part of)	1,451.4	.8	5,155	6,277	67	130	156	8,717	35,310	43,859	17,526	22,038	17,784	21,821	
28. LEWISHAM	10,774.5	28.5	16,408	24,103	392	1,319	770	29,170	94,643	134,721	40,458	59,904	54,185	74,817	
1. ELTHAM (Eltham *)	3,760.1	6.6	1,031	1,363	12	102	172	1,469	5,710	7,326	2,506	3,155	3,204	4,071	
2. LEE	1,616.3	1.2	3,917	4,400	98	220	23	5,336	23,097	25,490	9,133	10,575	13,964	14,915	
Lee * ...	1,251.6	—	2,793	3,229	71	180	21	3,992	16,333	18,619	6,458	7,737	9,895	10,912	
Lewisham, part of	364.7	1.2	1,124	1,171	27	40	2	1,344	6,744	6,841	2,675	2,838	4,069	4,003	
3. LEWISHAM (Lewisham, part of)	3,680.3	20.7	5,467	10,541	139	497	383	12,967	31,063	58,362	14,147	27,201	16,916	31,161	
4. SYDENHAM (Lewisham, part of)	1,717.8	—	5,993	7,809	143	500	192	9,398	34,773	43,653	14,672	18,973	20,101	24,680	
29. WOOLWICH	6,506.9	38.4	15,979	19,900	186	189	370	27,202	107,324	131,086	55,961	68,640	51,363	62,446	
1. CHARLTON (Charlton and Kidbrooke *)	1,990.4	1.6	2,091	3,167	22	57	25	4,086	14,040	21,134	6,781	10,522	7,259	10,612	
2. WOOLWICH (Woolwich *)	1,130.0	24.3	5,259	5,441	92	46	19	7,939	40,848	41,625	22,936	23,408	17,912	18,217	
3. PLUMSTEAD WEST (Plumstead, part of)	345.4	—	2,765	3,200	23	30	28	4,225	15,869	18,063	7,644	8,838	8,225	9,225	
4. PLUMSTEAD EAST (Plumstead, part of)	3,041.1	12.0	5,874	8,092	49	56	296	10,952	36,567	50,294	18,600	25,872	17,967	24,962	
Entire Civil Parishes.															
St. Paul, Deptford * ... (see 27: 3 & 5)	1,562.7	11.7	14,881	15,823	229	195	92	24,615	101,770	110,398	48,776	53,613	52,994	56,785	
Greenwich ... (see 27: 4 & 5)	1,719.2	1.1	9,030	10,200	130	186	156	14,073	57,512	67,315	28,067	33,367	29,445	33,948	
Lewisham * ... (see 28: 2-4)	5,739.8	21.9	12,584	19,521	309	1,037	577	23,709	72,580	108,846	31,494	49,012	41,086	59,834	
Plumstead * ... (see 29: 3 & 4)	3,389.5	12.0	8,629	11,292	72	86	336	15,177	52,136	68,327	26,244	34,710	26,192	33,617	

* Including New Eltham, Well Hall, and parts of Lee Green and Shooter's Hill.

* Including Grove Park, and parts of Blackheath and Lee Green.

* The Civil Parishes of Charlton and Kidbrooke were united on 1st April, 1901, under the provisions of the London Government Act, 1899; the Parish includes Blackheath Park.

* Including New Beekton.

* Including Hatcham, New Cross, and parts of Brockley and St. John's. Part of the Civil of Parish St. Paul Deptford, containing 5,411 inhabited houses and 35,621 population, is comprised in the ancient County of Surrey, the remainder of the Parish being in the ancient County of Kent.

* Including Bell Green, Catford, Crofton Park, Forest Hill, Hither Green, Honor Oak Park, Ladywell, Perry Hill, Perry Vale, Ravensbourne Park, Rushey Green, and Southend, and part of Brockley. Part of the Civil Parish of Lewisham, containing 160 inhabited houses and 874 population, is comprised in the ancient County of Surrey, the remainder of the Parish being in the ancient County of Kent.

* Including parts of Abbey Wood, Bostall Heath and Wood and Shooter's Hill.

COUNTY OF LONDON—continued.

TABLE 13.—EXISTING DETACHED PARTS of CIVIL PARISHES.

Number of District and Sub-District.	NAME of PARISH having DETACHED PART.	NAMES of PARISHES SURROUNDING the DETACHED PART.	Area in Statute Acres.
14:3	Allhallows, Barking	St. Olave, St Botolph without Aldgate, and St. Botolph (without) Aldgate	·583
14:1	Allhallows, London Wall	St. Botolph without Bishopsgate, St. Botolph without Aldgate, St. James, St. Katherine Cree, St. Andrew Undershaft, St. Helen and St. Ethelburga	2·183
14:3	Allhallows the Less	Allhallows the Great, and St. Lawrence Pountney ...	·186
12:2	St. Clement Danes No. 1	St. Martin-in-the-Fields, Precinct of the Savoy, and St. Mary-le-Strand. (Population 28.)	1·145
12:2	" No. 2	St. Martin-in-the-Fields, Precinct of the Savoy, and Lambeth. (Population 116.)	8·172
4:1 & 3	St. Margaret and St. John... ..	Paddington, St. George Hanover Square, Chelsea, and Kensington. (Population 7,601.)	343·133
14:2	Inner Temple No. 1	These parts are adjacent to the Temple Church	·026
	" No. 2		·624
	" No. 3		·140
	Middle Temple No. 1		·140
	" No. 2		·144
	" No. 3		·060
	Land common to the Inner and Middle Temple } No. 1		·268
	" No. 2		·170
	" No. 3		·010

NOTE.—With the exception of the above cases, the detached parts of the County of London were, under the provisions of the London Government Act (1899), amalgamated with the Parishes in which they were locally situated. The London Government Commissioners intend to deal eventually with the detached parts of St. Clement Danes Civil Parish.

COUNTY OF LONDON—continued.

TABLE 14.—CHANGES in the BOUNDARIES of CIVIL PARISHES, effected under the PROVISIONS of the LONDON GOVERNMENT ACT (1899), and CONSEQUENT CHANGES in REGISTRATION DISTRICTS and SUB-DISTRICTS.

TRANSFERRED FROM.				AREA TRANSFERRED.			TRANSFERRED TO.					
DISTRICT.		Sub-District.		Civil Parish.	No. on Official Map.*	Population.		DISTRICT.		Sub-District.		Civil Parish.
No.	Name.	No.	Name.			1891.	1901.	No.	Name.	No.	Name.	
1A	PADDINGTON	1	St. Mary, Pad- dington	Paddington ...	1 and 3	832	1,048	15	KENSINGTON	1	Kensington Town	Kensington.
"	"	2	St. John, Pad- dington	"	5	349	421	"	"	"	"	"
1B	KENSINGTON	1	Kensington Town	Kensington ...	2 & part of 4	492	502	1A	PADDINGTON	1	St. Mary, Pad- dington	Paddington.
"	"	"	"	"	part of 4	388	416	"	"	2	St. John, Pad- dington	"
"	"	"	"	"	1A	—	—	"	"	3	North-West Pad- dington	"
"	"	"	"	"	22, 24, & 25	1,195	1,356	2	FULHAM	1	North Hammer- smith	Hammersmith
"	"	"	"	"	19	—	—	"	"	2	South Hammer- smith	"
"	"	"	"	"	7	323	414	4	ST. GEORGE, HANOVER SQUARE	1	Mayfair and Knightsbridge	St. Margaret and St. John (City of West- minster).
"	"	2	Brompton	"	9, 11, 13, & 15	906	825			"	"	"
"	"	"	"	"	17 & 18A	114	111	3	CHELSEA	1	Chelsea, North...	Chelsea.
2	FULHAM	1	North Hammer- smith	Hammer- smith	2, 4 & 6	935	947	1B	KENSINGTON	1	Kensington Town	Kensington.
"	"	2	South Hammer- smith	"	7	58	93	"	"	"	"	"
"	"	"	"	"	11 & 13	534	519	2	FULHAM	3	North-West Ful- ham	Fulham.
"	"	3	North-West Ful- ham	Fulham ...	1	7	7	3	CHELSEA	1	Chelsea, North...	Chelsea.
"	"	"	"	"	4	316	389	2	FULHAM	2	South Hammer- smith	Hammersmith
"	"	4	North-East Ful- ham	"	6 & 7	60	83	"	"	"	"	"
3	CHELSEA	—	Kensal Town (Sub-District abolished)	Chelsea ...	See note *	18,371	17,181	1A	PADDINGTON	3	North-West Pad- dington	Paddington.
"	"	1	Chelsea, North...	"	3A	1,168	838	1B	KENSINGTON	1	Kensington Town	Kensington.
"	"	2	" South...	"	6	402	430	4	ST. GEORGE, HANOVER SQUARE	2	Brompton	"
"	"	"	"	"	9	1,222	1,665			2	Belgrave	2
"	"	"	"	"	1	—	—	2	FULHAM	5	South Fulham ...	Fulham.
4	ST. GEORGE, HANOVER SQUARE	1	Mayfair and Knightsbridge	St. George, Hanover Square (City of Westmin- ster)	1	59	18	1C	PADDINGTON	2	St. John, Pad- dington	Paddington.
"	"	2	Belgrave	"	See note *	1,943	2,267	3	CHELSEA	1	Chelsea, North...	Chelsea.
"	"	"	"	"	part of 11	612	745	"	"	2	" South...	"
"	"	"	"	"	8, 10, & part of 11	397	279	"	"	"	"	"
"	"	—	St. Margaret, Westminster (Sub-District abolished)	St. Margaret and St. John (City of Westmin- ster)	13A	150	193	1B	KENSINGTON	1	Kensington Town	Kensington.
"	"	"	"	"	23	403	538	"	"	2	Brompton	"
6	ST. MARYLE- BONE	1	All Souls ...	St. Maryle- bone	9, 11 & 13	306	248	8	ST. PANCRAS	2	Tottenham Court	St. Pancras.
"	"	4	Christchurch ...	"	6 & 8	209	234	"	"	1	Regent's Park ...	"
"	"	5	St. John ...	"	1, 3 & 5	522	477	7	HAMPSTEAD	1	Hampstead	Hampstead.
7	HAMPSTEAD	1	Hampstead	Hampstead ...	12 & 14	942	942	6	ST. MARYLE- BONE	5	St. John ...	St. Maryle- bone.
"	"	"	"	"	8 & 10	527	569	8	ST. PANCRAS	1	Regent's Park ...	St. Pancras.
"	"	"	"	"	3, 4A & 5	—	—	"	"	6	Kentish Town ...	"
8	ST. PANCRAS	1	Regent's Park ...	St. Pancras ...	19	26	7	6	ST. MARYLE- BONE	4	Christchurch ...	St. Maryle- bone.
"	"	2	Tottenham Court	"	12, 14 & 16	1,748	1,916	"	"	1	All Souls ...	"
"	"	1	Regent's Park ...	"	22 & 24	—	—	7	HAMPSTEAD	1	Hampstead	Hampstead.
"	"	6	Kentish Town ...	"	25, 28, 30 & 31	657	647	"	"	"	"	"
"	"	2	Tottenham Court	"	10	254	404	11	ST. GILES	1	Bloomsbury and St. Giles, South	St. Giles in the Fields and St. George Bloomsbury (Holborn Borough).
"	"	"	"	"	11	185	222	"	"	2	St. Giles, North	"
"	"	3	Gray's Inn Lane	"	8	863	927	13	HOLBORN	1	Holborn ...	Holborn St. And- rew above the Bars with St. George the Martyr (Holborn Borough).
"	"	"	"	"	5	—	—	"	"	3	Amwell ...	Clerkenwell (Finsbury Borough)
"	"	5	Camden Town...	"	3	—	—	9	ISLINGTON	3	Barnsbury ...	Islington.
"	"	6	Kentish Town ...	"	1	—	—	"	"	1	Upper Holloway	"

* The references in this Column are to numbered areas coloured green on the Official Maps of the Boroughs from which the areas were respectively transferred. The name of the Borough is shown in parenthesis after the name of the Civil Parish in those cases where the two names are not identical.

* A detached part of Chelsea Parish, not numbered on Official Map.

* A detached part of St. George, Hanover Square, Parish, not numbered on Official Map, viz., part of the Workhouse and Infirmary; the population of the entire building is shown in the above Table.

COUNTY OF LONDON—continued.

TABLE 14.—CHANGES in the BOUNDARIES of CIVIL PARISHES, effected under the PROVISIONS of the LONDON GOVERNMENT ACT (1899), and CONSEQUENT CHANGES in REGISTRATION DISTRICTS and SUB-DISTRICTS—continued.

TRANSFERRED FROM.				AREA TRANSFERRED.		TRANSFERRED TO.			
DISTRICT.		Sub-District.		No. on Official Map.*	Population.		DISTRICT.		Civil Parish.
No.	Name.	No.	Name.		1891.	1901.	No.	Name.	
9	ISLINGTON ...	1	Upper Holloway	Islington ...	23	—	8	ST. PANCRA	5 Camden Town ...
"	"	3	Barnsbury	"	20	1,092	13	HOLBORN ...	3 Kentish Town ...
"	"	4	Islington, South-East	"	part of 12	707	10	HACKNEY ...	4 Hackney, South-West
"	"	5	Highbury	"	16 & 13	151	13	HOLBORN ...	5 City Road ...
"	"	4	Islington, South-East	"	16 & 13	1,141	"	"	St. Luke (Finsbury Borough).
"	"	"	"	"	15	190	15	SHOREDITCH	2 Hoxton New Town
"	"	5	Highbury	"	1, 2 & 4	284	10	HACKNEY ...	1 Stoke Newington
"	"	"	"	"	5, 7, 9 & 11	129	"	"	South Hornsey (now Stoke Newington)
10	HACKNEY ...	1	Stoke Newington	Stoke Newington	13, 15 & 17	171	9	ISLINGTON ...	5 Highbury ...
"	"	"	"	"	1, 3, 5, 7 & 9	216	10	HACKNEY ...	2 North Hackney
"	"	"	"	"	11	—	"	"	4 South-West Hackney
"	"	2	North Hackney	Hackney ...	2, 4, 6 & 8	134	"	"	1 Stoke Newington
"	"	4	South-West Hackney	"	10	—	"	"	"
"	"	"	"	"	12	440	9	ISLINGTON ...	4 Islington, South-East
"	"	"	"	"	13	—	15	SHOREDITCH	3 Hoxton Old Town
"	"	"	"	"	15, 16A, 17, 18, 20 & 22	497	"	"	4 Haggerston ...
"	"	"	"	"	24 & part of 26	291	16	BETHNAL GREEN	1 Bethnal Green, North
"	"	"	"	"	part of 26	17	"	"	3 Bethnal Green, East
"	"	5	South-East Hackney	"	part of 26 & 27	589	"	"	3 Bethnal Green, East
"	"	"	"	"	30 & 32	—	21	POPLAR ...	1 Bow ...
11	ST. GILES ...	1	Bloomsbury and St. Giles, South	St. Giles in the Fields and St. George, Bloomsbury (Holborn Borough)	3	2,756	8	ST. PANCRA	3 Gray's Inn Lane
"	"	"	"	"	13, 13A & 15	553	12	STRAND ...	2 Strand ...
"	"	"	"	"	16	1,504	"	"	1 St. Martin in the Fields
12	STRAND ...	1	St. Martin in the Fields	St. Martin in the Fields (City of Westminster)	See Note	42	8	ST. PANCRA	5 Camden Town ...
"	"	"	"	"	2	53	11	ST. GILES ...	1 Bloomsbury and St. Giles, South
"	"	2	Strand	St. Clement Danes (City of Westminster)	3	170	"	"	"
"	"	"	"	"	6	6	13	HOLBORN ...	1 Holborn ...
"	"	"	"	Liberty of the Rolls (City of Westminster)	7	10	"	"	"

* The references in this Column are to numbered areas coloured green on the Official Maps of the Boroughs from which the areas were respectively transferred. The name of the Borough is shown in parenthesis after the name of the Civil Parish in those cases where the two names are not identical.

* Detached part of St. Martin in the Fields, not numbered on Official Map.

COUNTY OF LONDON—continued.

TABLE 14.—CHANGES in the BOUNDARIES of CIVIL PARISHES, effected under the PROVISIONS of the LONDON GOVERNMENT ACT (1899), and CONSEQUENT CHANGES in REGISTRATION DISTRICTS and SUB-DISTRICTS—continued.

TRANSFERRED FROM.				AREA TRANSFERRED.			TRANSFERRED TO.					
DISTRICT.		Sub-District.		Civil Parish.	No. on Official Map.*	Population.		DISTRICT.		Sub-District.		Civil Parish.
No.	Name.	No.	Name.			1891.	1901.	No.	Name.	No.	Name.	
13	HOLBORN ...	1	Holborn ...	Holborn, St. Andrew above the Bars with St. George the Martyr (Holborn Borough)	See note ^a	227	282	8	ST. PANCRAS	3	Gray's Inn Lane	St. Pancras.
"	"	"	"	Liberty of Saffron Hill, Hatton Garden, Ely Rents, and Ely Place (Holborn Borough)	19	—	—	13	HOLBORN ...	1	Holborn ...	St. Sepulchre (Finsbury Borough).
"	"	"	"	"	7 & 9	884	838	"	"	2	St. James, Clerkenwell	Clerkenwell (Finsbury Borough).
"	"	"	"	Furnival's Inn (City of London)	See note ^b	24	—	14	LONDON CITY	2	St. Sepulchre ...	Holborn St. Andrew below the Bars (City of London)
"	"	"	"	St. Sepulchre (City of London)	See note ^c	—	—	"	"	"	"	St. Sepulchre, without Newgate (City of London)
"	"	2	St. James, Clerkenwell	Clerkenwell (Finsbury Borough)	part of 18	173	240	13	HOLBORN ...	1	Holborn ...	Holborn St. Andrew above the Bars with St. George the Martyr (Holborn Borough).
"	"	"	"	"	16	—	3	"	"	"	"	Liberty of Saffron Hill, Hatton Garden, Ely Rents, and Ely Place (Holborn Borough).
"	"	3	Amwell ...	"	19 & 21	35	43	8	ST. PANCRAS	3	Gray's Inn Lane	St. Pancras.
"	"	"	"	"	1	1,438	1,396	9	ISLINGTON ...	3	Barnsbury	Islington.
"	"	"	"	"	part of 18	167	535	13	HOLBORN ...	1	Holborn ...	Holborn St. Andrew above the Bars with St. George the Martyr (Holborn Borough).
"	"	"	"	"	See note ^d	318	1,133	129	EDMONTON ...	1	Hornsey ...	Hornsey (Hornsey Urban District).
"	"	4	Goswell Street ...	"	3	—	—	9	ISLINGTON ...	4	Islington, South-East	Islington.
"	"	5	City Road ...	St. Luke (Finsbury Borough)	5	1,938	1,815	"	"	"	"	"
"	"	"	"	"	7, 9 & 11	1,548	1,432	15	SHOREDITCH	2	Hoxton New Town	Shoreditch.
"	"	6	Finsbury ...	"	13	78	24	"	"	1	Shoreditch, South	"
14	LONDON CITY	1	St. Botolph ...	St. Botolph without Aldersgate (Finsbury Borough)	See note ^e	779	741	14	LONDON CITY	1	St. Botolph ...	Glasshouse Yard* (new Civil Parish) (Finsbury Borough).
15	SHOREDITCH	1	Shoreditch, South	Shoreditch ...	14 & 16	220	56	13	HOLBORN ...	6	Finsbury ...	St. Luke (Finsbury Borough).
"	"	2	Hoxton New Town	"	18 & 20	155	26	"	"	5	City Road ...	"
"	"	1	Shoreditch, South	"	12	147	126	17	WHITECHAPEL	1	Spitalfields ...	Norton Folgate (Stepney Borough).
"	"	3	Hoxton Old Town	"	22	400	384	9	ISLINGTON ...	4	Islington, South-East	Islington.
"	"	"	"	"	24 part of	228	198	10	HACKNEY ...	4	South-West Hackney	Hackney.
"	"	4	Haggerston ...	"	1A, 3, 5, 7A, part of 24 & 25	800	771	"	"	"	"	"
"	"	"	"	"	7 & 9	494	496	16	BETHNAL GREEN	1	Bethnal Green, North	Bethnal Green.

* The references in this Column are to numbered areas coloured green on the Official Maps of the Boroughs from which the areas were respectively transferred. The name of the Borough is shown in parenthesis after the name of the Civil Parish in those cases where the two names are not identical.

^a No. 5, and a detached part of Holborn St. Andrew above the Bars, not numbered on Official Map.

^b The part of Furnival's Inn situated within the Municipal City of London.

^c The part of St. Sepulchre Civil Parish situated within the Municipal City of London.

^d Detached part of Clerkenwell, not numbered on Official Map.

^e The part of St. Botolph without Aldersgate Civil Parish, comprising the Liberty of Glasshouse Yard, situated outside the Municipal City of London. The Civil Parish of Glasshouse Yard was transferred on 1st January, 1902, from St. Botolph Sub-District of London City Registration District, to Finsbury Sub-District of Holborn Registration District.

COUNTY OF LONDON—continued.

TABLE 14.—CHANGES in the BOUNDARIES of CIVIL PARISHES, effected under the PROVISIONS of the LONDON GOVERNMENT ACT (1899), and CONSEQUENT CHANGES in REGISTRATION DISTRICTS and SUB-DISTRICTS—continued.

TRANSFERRED FROM.					AREA TRANSFERRED.			TRANSFERRED TO.				
DISTRICT.		Sub-District.		Civil Parish.	No. on Official Map.*	Population.		DISTRICT.		Sub-District.		Civil Parish.
No.	Name.	No.	Name.			1891.	1901.	No.	Name.	No.	Name.	
16	BETHNAL GREEN	1	Bethnal Green, North	Bethnal Green	4	191	163	10	HACKNEY	4	South-West Hackney	Hackney.
"	"	3	Bethnal Green, East	"	7	569	306	"	"	5	South-East Hackney	"
"	"	1	Bethnal Green, North	"	2	700	505	15	SHOREDITCH	4	Haggerston	Shoreditch.
"	"	"	"	"	29 & 30	67	53	"	"	1	Shoreditch.	"
"	"	2	Bethnal Green, South	"	23	—	—	17	WHITECHAPEL	2	Mile End New Town	Whitechapel (Stepney Borough).
"	"	"	"	"	25 & 26	475	451	"	"	"	"	Mile End New Town (Stepney Borough).
"	"	"	"	"	28	74	16	"	"	1	Spitalfields	Spitalfields (Stepney Borough).
"	"	"	"	"	21	—	—	20	MILE END OLD TOWN	1	Mile End Old Town, Western	Mile End Old Town (Stepney Borough).
"	"	3	Bethnal Green, East	"	11, 13 & 15	1,235	1,076	"	"	2	Mile End Old Town, Eastern	"
"	"	"	"	"	17 & 19	1,185	1,247	"	"	1	Mile End Old Town, Western	"
"	"	"	"	"	8	30	31	21	POPLAR	1	Bow	Bow, or Stratford le Bow (Poplar Borough).
17	WHITECHAPEL	1	Spitalfields	Norton Folgate (Stepney Borough)	1	73	85	15	SHOREDITCH	1	Shoreditch, South	Shoreditch.
"	"	2	Mile End New Town	Mile End New Town (Stepney Borough)	4	353	332	16	BETHNAL GREEN	2	Bethnal Green, South	Bethnal Green.
"	"	"	"	Whitechapel (Stepney Borough)	7 & 9	21	25	"	"	"	"	"
"	"	3	Goodmans Fields	Whitechapel (City of London)	See note	42	22	14	LONDON CITY	1	St. Botolph	St. Botolph without Aldgate (City of London).
19	STEPNEY	3	Limehouse	Limehouse (Stepney Borough)	29, 31, 33, 35, 37, 38 & 40	354	343	21	POPLAR	3	Poplar	Poplar.
20	MILE END OLD TOWN	1	Mile End Old Town, Western	Mile End Old Town (Stepney Borough)	13, & part of 15	538	272	16	BETHNAL GREEN	3	Bethnal Green, East	Bethnal Green.
"	"	2	Mile End Old Town, Eastern	"	part of 15, 17, 19 & 21	1,500	1,493	"	"	"	"	"
"	"	"	"	"	22	—	—	"	"	2	Bethnal Green, South	"
"	"	"	"	"	23 & 25	391	337	21	POPLAR	1	Bow	Bow, or Stratford le Bow (Poplar Borough).
"	"	"	"	"	"	316	245	"	"	2	Bromley	Bromley (Poplar Borough).
21	POPLAR	1	Bow	Bow, or Stratford le Bow (Poplar Boro)	1 & 3	73	87	10	HACKNEY	5	South-East Hackney	Hackney.
"	"	"	"	"	25	483	473	16	BETHNAL GREEN	3	Bethnal Green, East	Bethnal Green.
"	"	2	Bromley	Bromley (Poplar Borough)	19	35	11	19	STEPNEY	3	Limehouse	Limehouse (Stepney Borough).
"	"	"	"	"	20 & 22	225	286	20	MILE END OLD TOWN	2	Mile End Old Town, Eastern	Mile End Old Town (Stepney Borough).
"	"	3	Poplar	Poplar	5, 7, 10, 12, 14, 16 & 18	113	163	19	STEPNEY	3	Limehouse	Limehouse (Stepney Borough).
22	SOUTHWARK	1	Christchurch, Southwark	Christchurch, Southwark (Southwark Borough)	21a & 23	759	811	24	LAMBETH	1	Waterloo Road	Lambeth.
"	"	2	St. Saviour, Southwark	St. Saviour, Southwark (Southwark Borough)	1 & 3	39	30	23	ST. OLAVE, SOUTHWARK	1	St. Olave, Southwark	St. Olave and St. Thomas, Southwark (Bermondsey Borough).
"	"	3	Kent Road	St. George the Martyr, Southwark (Southwark Borough)	7, 9 & 10	1,453	1,557	"	"	2	Bermondsey	Bermondsey.
"	"	5	London Road	"	part of 21	666	886	24	LAMBETH	1	Waterloo Road	Lambeth.
"	"	"	"	"	"	150	133	"	"	2	Lambeth Church First	"
"	"	8	St. Mary, Newington	Newington (Southwark Borough)	19	962	1,018	"	"	3	Lambeth Church Second	"
"	"	"	"	"	16	—	—	"	"	5	Kennington Second	"
"	"	7	St. Peter, Walworth	"	12 & 14	348	329	26	CAMBERWELL	4	St. George	Camberwell.

* The references in this Column are to numbered areas coloured green on the Official Maps of the Boroughs from which the areas were respectively transferred. The name of the Borough is shown in parenthesis after the name of the Civil Parish in those cases where the two names are not identical.

* The part of Whitechapel Civil Parish situated within the Municipal City of London.

COUNTY OF LONDON—continued.

TABLE 14.—CHANGES in the BOUNDARIES of CIVIL PARISHES, effected under the PROVISIONS of the LONDON GOVERNMENT ACT (1899), and CONSEQUENT CHANGES in REGISTRATION DISTRICTS and SUB-DISTRICTS—continued.

TRANSFERRED FROM.				AREA TRANSFERRED.			TRANSFERRED TO.					
DISTRICT.		Sub-District.		Civil Parish.	No. on Official Map.*	Population.		DISTRICT.		Sub-District.		Civil Parish.
No.	Name.	No.	Name.			1891.	1901.	No.	Name.	No.	Name.	
23	ST. OLAVE, SOUTHWARK	1	St. Olave, Southwark	St. Olave and St. Thomas, Southwark (Bermondsey Borough)	17 & 19	647	786	22	SOUTHWARK	2	St. Saviour, Southwark	St. Saviour, Southwark (Southwark Borough).
"	"	2	Bermondsey	Bermondsey	16	18	14	"	"	3	Kent Road	St. George the Martyr, Southwark (Southwark Borough).
"	"	"	"	"	11b, 13 & 15	1,344	1,057	"	"	"	"	"
"	"	3	Rotherhithe	Rotherhithe (Bermondsey Borough)	8 & 10	777	835	26	CAMBERWELL	4	St. George	Camberwell.
"	"	"	"	"	6	182	190	"	"	"	"	"
"	"	"	"	"	1 & 4	749	635	27	GREENWICH	1	Deptford, North	St. Paul, Deptford (Deptford Borough).
"	"	"	"	"	5	—	—	"	"	2	" Central	"
24	LAMBETH	1	Waterloo Road	Lambeth	1 & 3	117	151	22	SOUTHWARK	1	Christchurch, Southwark	Christchurch, Southwark (Southwark Borough).
"	"	2	Lambeth Church First	"	part of 6	165	178	"	"	5	London Road	St. George, the Martyr, Southwark (Southwark Borough).
"	"	3	Lambeth Church Second	"	"	398	1,221	"	"	"	"	"
"	"	"	"	"	7 & 9	—	42	"	"	8	St. Mary, Newington	Newington (Southwark Borough).
"	"	5	Kennington Second	"	10 & 12	—	—	"	"	"	"	"
"	"	4	Kennington First	"	35 & 37	533	484	25	WANDSWORTH	4	Clapham	Clapham (Wandsworth Borough).
"	"	5	Kennington Second	"	16	3,012	3,028	26	CAMBERWELL	2	Camberwell	Camberwell.
"	"	"	"	"	14	1,791	1,732	"	"	4	St. George	"
"	"	6	Brixton	"	18	138	1,133	"	"	1	Dulwich	"
"	"	7	Norwood	"	20	417	446	"	"	"	"	"
"	"	6	Brixton	"	28	554	629	25	WANDSWORTH	5	Streatham	Streatham (Wandsworth Borough).
"	"	"	Norwood	"	23, 25 & 26A	166	577	"	"	"	"	"
"	"	"	Brixton	"	31 & 33	—	—	"	"	4	Clapham	Clapham (Wandsworth Borough).
25	WANDSWORTH	1	East Battersea	Battersea	2 & 4	1,013	987	"	"	"	"	"
"	"	3	South-West Battersea	"	6	—	—	"	"	"	"	"
"	"	"	"	"	7 & 10	—	33	"	"	5	Streatham	Streatham (Wandsworth Borough).
"	"	2	North-West Battersea	"	21	20	9	"	"	6	Wandsworth	Wandsworth.
"	"	3	South-West Battersea	"	11, 12, 14, 16 & 17	209	283	"	"	"	"	"
"	"	4	Clapham	Clapham (Wandsworth Borough)	21 & 23	282	228	24	LAMBETH	4	Kennington First	Lambeth.
"	"	"	"	"	25	—	—	"	"	5	Kennington Second	"
"	"	"	"	"	27 & 29	—	—	"	"	6	Brixton	"
"	"	"	"	"	16, 18 & 20	633	743	25	WANDSWORTH	1	East Battersea	Battersea.
"	"	"	"	"	See note *	2,498	3,464	"	"	5	Streatham	Streatham (Wandsworth Borough).
"	"	5	Streatham	Streatham (Wandsworth Borough)	32, 34, 36 & 38	365	449	24	LAMBETH	7	Norwood	Lambeth.
"	"	"	"	"	See note b	2,292	3,004	"	"	"	"	"
"	"	"	"	"	30	—	—	"	"	6	Brixton	"
"	"	"	"	"	See note b	164	175	26	CAMBERWELL	1	Dulwich	Camberwell.
"	"	"	"	"	12 & 13	119	350	25	WANDSWORTH	3	South-West Battersea	Battersea.
"	"	6	Wandsworth	Wandsworth	2	—	—	"	"	2	North-West Battersea	"
"	"	"	"	"	3, 4, 7 & 9	168	221	"	"	3	South-West Battersea	"
"	"	7	Putney	Putney (Wandsworth Borough)	See note c	—	—	40	RICHMOND	2	Mortlake	Barnes.

* The references in this Column are to numbered areas coloured green on the Official Maps of the Boroughs from which the areas were respectively transferred. The name of the Borough is shown in parenthesis after the name of the Civil Parish in those cases where the two names are not identical.

b A detached part of Clapham Civil Parish, which is locally situated between the boundaries of Battersea and Streatham Civil Parishes.

c A portion of the detached part of Streatham Civil Parish, which is locally situated between the boundaries of Lambeth and Camberwell Civil Parishes.

d A detached part of Putney Civil Parish added to the Civil Parish of Barnes.

COUNTY OF LONDON—continued.

TABLE 14.—CHANGES in the BOUNDARIES of CIVIL PARISHES, effected under the PROVISIONS of the LONDON GOVERNMENT ACT (1899), and CONSEQUENT CHANGES in REGISTRATION DISTRICTS and SUB-DISTRICTS—continued.

TRANSFERRED FROM.					AREA TRANSFERRED.			TRANSFERRED TO.					
DISTRICT.		Sub-District.		Civil Parish.	No. on Official Map.*	Population.		DISTRICT.		Sub-District.		Civil Parish.	
No.	Name.	No.	Name.			1891.	1901.	No.	Name.	No.	Name.		
26	CAMBERWELL	1	Dulwich ...	Camberwell ...	26	—	—	24	LAMBETH ...	6	Brixton ...	Lambeth.	
"	"	2	Camberwell ...	"	22 & 24	600	709	"	"	7	Norwood ...	"	
"	"	"	"	"	28	4,445	5,207	"	"	5	Kennington, ...	"	
"	"	1	Dulwich ...	"	part of 20	81	90	28	LEWISHAM ...	4	Sydenham ...	Lewisham.	
"	"	2	Camberwell ...	"	"	560	784	"	"	"	"	"	
"	"	3	Peckham ...	"	18	—	—	"	"	3	Lewisham ...	"	
"	"	"	"	"	14	343	297	27	GREENWICH...	2	Deptford, Central	St. Paul, Deptford (Deptford Borough).	
"	"	"	"	"	"	"	"	"	"	"	"	"	
"	"	4	St. George ...	"	16	774	629	"	"	3	" South Central	"	
"	"	"	"	"	11	292	241	"	"	2	St. Peter, Walworth	Newington (Southwark Borough).	
"	"	"	"	"	1 & 31	1,034	1,026	22	SOUTHWARK...	7	"	"	
"	"	"	"	"	2	390	363	"	"	3	Kent Road ...	St. George the Martyr, Southwark (Southwark Borough).	
"	"	"	"	"	3, 5 & 7	746	708	23	ST. OLAVE, SOUTHWARK	2	Bermondsey ...	Bermondsey.	
"	"	"	"	"	8	374	322	"	"	3	Rotherhithe ...	Rotherhithe (Bermondsey Borough).	
27	GREENWICH	1	Deptford, North	St. Paul, Deptford (Deptford Borough)	2 & 2A	459	499	"	"	"	"	"	
"	"	"	"	"	4 & 6	343	402	27	GREENWICH...	1	Deptford, North	St. Nicholas, Deptford (Greenwich Borough).	
"	"	2	" Central	"	15, 17, 19 & 20	813	909	26	CAMBERWELL	3	Peckham ...	Camberwell.	
"	"	3	" South	"	11 & 13	535	541	28	LEWISHAM ...	3	Lewisham ...	Lewisham.	
"	"	1	" North	St. Nicholas, Deptford (Greenwich Borough)	16 & 18	279	348	27	GREENWICH...	1	Deptford, North	St. Paul, Deptford (Deptford Borough).	
"	"	4	Greenwich, West	Greenwich ...	9	111	109	28	LEWISHAM ...	2	Lee ...	Lewisham.	
"	"	"	"	"	11	237	389	"	"	3	Lewisham ...	"	
"	"	"	"	"	13, 14 & 15	—	—	27	GREENWICH...	3	Deptford, South	St. Paul, Deptford (Deptford Borough).	
28	LEWISHAM	1	Eltham ...	Eltham (Woolwich Borough)	1	—	—	29	WOOLWICH ...	1	Charlton ...	Charlton and Kidbrooke (Greenwich Borough).	
"	"	"	"	"	5 & 7	—	7	28	LEWISHAM ...	2	Lee ...	Lee (Lewisham Borough).	
"	"	2	Lee ...	Lee (Lewisham Borough)	18, 19 & 21	28	15	"	"	1	Eltham ...	Eltham (Woolwich Borough).	
"	"	"	"	Lewisham ...	16	—	—	29	WOOLWICH ...	1	Charlton ...	Charlton and Kidbrooke (Greenwich Borough).	
"	"	"	"	"	"	"	"	"	"	"	"	"	
"	"	"	"	"	10, 12 & 13	450	478	27	GREENWICH...	4	Greenwich, West	Greenwich.	
"	"	"	"	"	14	77	72	"	"	5	" East	"	
"	"	3	Lewisham ...	"	8A	43	89	"	"	4	" West	"	
"	"	4	Sydenham ...	"	1	30	36	26	CAMBERWELL	1	Dulwich ...	Camberwell.	
"	"	3	Lewisham ...	"	3	349	1,007	"	"	3	Peckham ...	"	
"	"	"	"	"	4, 6 & 8	217	477	27	GREENWICH...	3	Deptford, South	St. Paul, Deptford (Deptford Borough).	
29	WOOLWICH	1	Charlton ...	Charlton (Greenwich Borough)	2	—	—	28	LEWISHAM ...	1	Eltham ...	Eltham (Woolwich Borough).	
"	"	"	"	"	3 & 5	—	3	"	"	2	Lee ...	Lewisham.	
"	"	"	"	Kidbrooke (Greenwich Borough)	See note 1	11,742	17,378	29	WOOLWICH ...	1	Charlton ...	Charlton and Kidbrooke (Greenwich Borough).	
"	"	"	"	"	"	2,298	3,756	"	"	"	"	"	
38	CROYDON	2	Mitcham ...	Mitcham ...	See note 5	—	—	25	WANDSWORTH	5	Streatham ...	Tooting Graveney (Wandsworth Borough).	
129	EDMONTON	1	Hornsey ...	South Hornsey (Stoke Newington Borough)	13A & 20	—	—	9	ISLINGTON	5	Highbury ...	Islington.	
"	"	"	"	"	See Note 6	16,892	16,703	10	HACKNEY	1	Stoke Newington	Stoke Newington.	

NOTE.—In addition to the Parochial changes specified in the Table, which all took effect before the date of the Census, the Tower of London was united on 15th June, 1901, under the provisions of the same Act, to the Civil Parish of St. Botolph (Without) Aldgate, in the Metropolitan Borough of Stepney.

* The references in this Column are to numbered areas coloured green on the Official Maps of the Boroughs from which the areas were respectively transferred. The name of the Borough is shown in parenthesis after the name of the Civil Parish in those cases where the two names are not identical.

† The Civil Parishes of Charlton next Woolwich and Kidbrooke were united, under the provisions of the London Government Act (1899), as one Civil Parish of Charlton and Kidbrooke.

‡ Detached part of Mitcham Parish added to the Civil Parish of Tooting Graveney.

§ The entire former Civil Parish of South Hornsey, except the areas coloured green and numbered 13A and 20 on the Official Map of the Borough of Stoke Newington.

COUNTY OF LONDON—continued.

TABLE 15.—AREA of LAND, WATER, and FORESHORE in the COUNTY and in every CIVIL PARISH which includes either TIDAL WATER or FORESHORE.

NOTE.—The Areas of Land and Inland Water in every Civil Parish are shown in Table 12.

REGISTRATION DISTRICTS AND CIVIL PARISHES.	AREA IN STATUTE ACRES.				REGISTRATION DISTRICTS AND CIVIL PARISHES.	AREA IN STATUTE ACRES.			
	Land.	Inland Water.	Tidal Water.	Fore- shore.		Land.	Inland Water.	Tidal Water.	Fore- shore.
REGISTRATION COUNTY	73,984.1	855.3	2,051.8	627.4	14. LONDON CITY :— <i>cont.</i>				
Total Area of Parishes with Land or Inland Water only	38,631.8	216.8	—	—	St. Martin Orgar ...	2.7	—	0.7	0.1
Total Area of Parishes with Land, Inland Water, Tidal Water, or Fore- shore	35,352.3	638.5	2,051.8	627.4	St. Martin Vintry... ..	4.4	—	1.8	0.5
					St. Mary at Hill	4.2	—	2.0	0.3
					St. Mary Somerset	3.6	—	2.5	0.8
					St. Michael Crooked Lane	3.1	—	1.1	0.2
					St. Michael Queen- hithe	3.7	—	2.4	1.1
					St. Peter Paul's Wharf	2.5	—	1.5	0.4
					Whitefriars Precinct	8.5	—	3.0	—
					17. WHITECHAPEL :—				
					St. Botolph (without) Aldgate	43.0	10.3	13.3	2.4
					Tower of London	21.6	—	8.9	2.0
					18. ST. GEORGE-IN-THE- EAST :—				
					St. George-in-the- East	214.3	29.6	0.5	0.2
					19. STEPNEY :—				
					Lincolnhouse	229.0	15.8	13.5	4.0
					Ratcliff	107.6	3.6	16.0	4.4
					Shadwell	60.5	8.0	22.0	6.1
					Wapping	40.1	1.2	26.5	17.3
					21. POPLAR :—				
					Bow	543.2	12.5	9.8	—
					Bromley	588.5	17.3	10.5	8.6
					Poplar	1,004.3	161.9	252.8	44.1
					22. SOUTHWARK :—				
					Christchurch	78.0	—	13.4	5.1
					St. Saviour	132.3	—	21.4	7.7
					23. ST. OLAVE SOUTH- WARK :—				
					Bermondsey	625.8	—	17.3	7.5
					Horsleydown	69.7	—	19.2	4.4
					Rotherhithe	588.7	163.5	113.5	35.0
					St. Olave and St. Thomas Southwark	51.9	—	16.7	1.0
					24. LAMBETH :—				
					Lambeth	4,079.6	0.8	82.1	31.1
					25. WANDSWORTH :—				
					Battersea	2,139.9	20.4	104.0	42.8
					Putney	2,206.6	11.5	22.0	12.0
					Wandsworth	2,428.3	16.5	29.4	28.0
					27. GREENWICH :—				
					Greenwich	1,748.1	1.1	233.8	65.1
					St. Nicholas Dept- ford	112.1	—	28.5	12.4
					St. Paul Deptford	1,551.0	11.7	21.2	10.5
					29. WOOLWICH :—				
					Charlton & Kidbrooke	1,988.8	1.6	54.9	10.5
					Plumstead	3,374.5	12.0	251.7	69.2
					Woolwich	1,105.2	24.8	327.0	63.0
2. FULHAM :—									
Fulham	1,703.5	—	86.8	73.1					
Hammersmith	2,280.0	6.3	16.3	13.8					
3. CHELSEA :—									
Chelsea	659.6	—	48.9	16.3					
4. ST. GEORGE HANOVER SQUARE :—									
St. George Hanover Square	1,081.5	29.7	28.0	6.9					
St. Margaret and St. John	732.6	33.6	54.7	12.1					
10. HACKNEY :—									
Hackney	3,250.4	38.5	5.2	—					
12. STRAND :—									
Precinct of the Savoy	6.6	—	2.8	—					
St. Clement Danes...	56.6	—	9.3	0.2					
St. Martin-in-the- Fields	279.8	6.3	11.2	—					
St. Mary-le-Strand...	14.4	—	6.1	0.2					
14. LONDON CITY :—									
All Hallows Barking	11.2	—	4.1	0.8					
All Hallows the Great	7.7	—	2.6	0.5					
All Hallows the Less	3.3	—	2.0	0.4					
Bridewell Precinct	5.3	—	2.1	0.3					
Inner Temple	11.5	—	4.3	—					
Middle Temple	5.4	—	1.7	—					
Common to Inner and Middle Temple	0.4	—	—	—					
St. Andrew by the Wardrobe	6.6	—	3.3	1.6					
St. Anne Blackfriars	12.3	—	0.8	0.2					
St. Benet Paul's Wharf	5.4	—	3.3	1.6					
St. Botolph Billings- gate	2.6	—	3.1	—					
St. Bride	28.9	—	2.2	—					
St. Dunstan in the East	11.8	—	3.4	1.1					
St. James Garlick- hithe	3.3	—	1.5	0.4					
St. Lawrence Pount- ney	2.9	—	0.8	0.1					
St. Magnus the Martyr	3.4	—	2.4	—					

COUNTY OF LONDON—continued.

TABLE 16.—PERSONS enumerated in MILITARY and NAVAL BARRACKS, QUARTERS, HOSPITALS and PRISONS, and on HIS MAJESTY'S SHIPS in HOME WATERS.

	TOTAL OFFICERS and MEN.	OFFICERS.	WARRANT OFFICERS, NON-COMMISSIONED OFFICERS and MEN.	OTHER INMATES—viz., Families, Servants, &c.		
				PERSONS.	MALES.	FEMALES.
MILITARY BARRACKS, &c. ...	10,058	151	9,907	2,649	904	1,745
NAVAL BARRACKS, &c. ...	—	—	—	—	—	—
H.M. SHIPS IN HOME WATERS ...	9	1	8	3	1	2

NUMBER OF DISTRICT and SUB-DISTRICT.	REGISTRATION DISTRICT and SUB-DISTRICT.	CIVIL PARISH.	BARRACKS, SHIPS, &c.	OFFICERS.	WARRANT OFFICERS, NON-COMMISSIONED OFFICERS, and MEN.	OTHER INMATES:—(Families, Servants, &c.)	
						Males.	Females.
1B:— 1	KENSINGTON:— Kensington Town...	Kensington ...	Kensington Barracks ...	1	192	10	14
4 1	ST. GEORGE HANOVER SQUARE:— Mayfair and Knights- bridge	St. Margaret and St. John	Hyde Park Cavalry Bar- racks	15	253	45	90
2	Belgrave ...	St. George, Han- over Square	Chelsea Barracks ...	12	1,319	127	207
3	St. Margaret and St. John	St. Margaret and St. John	Wellington Barracks (New Wing)	8	668	23	29
			Wellington Barracks (Old Wing)	3	466	—	—
			Station Hospitals:— Scots Guards (Vauxhall Bridge Road)	—	88	—	—
			Coldstream Guards (Vincent Square)	—	66	—	5
			Grenadier Guards (Rochester Row)	—	99	1	3
6 5	ST. MARYLEBONE:— St. John ...	St. Marylebone ...	St. John's Wood Barracks	2	119	8	16
8 1	ST. PANCRAS:— Regent's Park ...	St. Pancras ...	Regent's Park Barracks	16	432	59	112
10 4	HACKNEY:— South-West Hackney ...	Hackney ...	Militia Barracks ...	—	14	5	22
12 1	STRAND:— St. Martin-in-the-Fields ...	St. Martin-in-the- Fields	Horse Guards ...	2	35	2	1
13 6	HOLBORN:— Finsbury ...	St. Luke ...	St. George's Barracks ...	2	150	14	12
			Finsbury Barracks ...	1	24	27	44
17 3	WHITECHAPEL:— Goodmans Fields ...	Tower of London	Tower of London ...	5	490	81	160
21 3	POPLAR:— Poplar ...	Poplar ...	H.M.S. President ...	1	8	1	2
29 1	WOOLWICH:— Charlton ...	Charlton and Kid- brooke	The Camp or Hut Bar- racks (Woolwich Com- mon)	7	594	29	50
			Herbert Military Hospital	1	719	39	42
2	Woolwich ...	Woolwich ...	Royal Artillery Barracks	49	2,386	55	116
			Cambridge Barracks ...	12	481	68	148
			Red Barracks ...	2	217	9	18
			Army Service Corps Bar- racks	10	543	14	53
			Grand Depot Barracks...	3	290	4	2
			Married Soldiers' Quar- ters, Cambridge Cot- tages	—	119	94	216
			Engineer Barracks ...	—	18	9	29
			Staff Sergeants' Quarters	—	19	10	19
			Brookhill Married Quar- ters	—	96	164	313
			Auxiliary Hospital (Garrison) ...	—	10	1	3
			Garrison Female Hospital	—	—	6	21

NOTE.—Of the 1,104 Persons enumerated in Military Hospitals, 842 were described as "Patients."

COUNTY OF LONDON—continued.

TABLE 17.—INSTITUTIONS.—PERSONS enumerated in WORKHOUSE ESTABLISHMENTS; in HOSPITALS and in LUNATIC ASYLUMS; in PRISONS; and in CERTIFIED REFORMATORY and INDUSTRIAL SCHOOLS.

NOTE.—For Military and Naval Institutions see Table 16.

	SPECIAL INMATES (Patients, Paupers, Lunatics, &c.)			OFFICIALS AND THEIR FAMILIES.		
	PERSONS.	Males.	Females.	PERSONS.	Males.	Females.
TOTAL	66,237	36,243	29,994	12,213	2,221	9,992
WORKHOUSES (including Casual Wards, and Workhouse Infirmaries and Schools)	46,646	25,011	21,635	3,539	671	2,868
METROPOLITAN ASYLUMS BOARD HOSPITALS ...	2,276	1,123	1,153	1,981	229	1,752
HOSPITALS (General, Special, and Convalescent, and Infirmaries not Workhouse)	8,399	4,028	4,371	4,632	475	4,157
HOMES FOR INEBRIATES	59	—	59	13	—	13
LUNATIC ASYLUMS { Public	1,720	716	1,004	274	89	185
{ Private	1,692	730	962	643	208	435
PRISONS... ..	4,167	3,537	630	1,004	492	512
CERTIFIED REFORMATORY AND INDUSTRIAL SCHOOLS	1,278	1,098	180	127	57	70

Number of District and Sub- District.	REGISTRATION DISTRICT AND SUB-DISTRICT.	CIVIL PARISH.	INSTITUTION.	SPECIAL INMATES (Patients, Paupers, Lunatics, etc.)			OFFICIALS AND THEIR FAMILIES.		
				PERSONS.	Males.	Females.	PERSONS.	Males.	Females.
1A	PADDINGTON :—								
1	St. Mary, Paddington	Paddington	{ Workhouse	618	269	349	24	6	18
			{ Infirmary	210	99	111	47	5	42
			Workhouse Casual Wards	54	43	11	4	2	2
			Children's Hospital ...	37	19	18	20	2	18
			London Lock Hospital (Females)	117	—	117	88	3	85
2	St. John, Paddington	„	St. Mary's Hospital ...	250	131	119	81	17	64
1B	KENSINGTON :—								
1	Kensington Town	Kensington	{ Workhouse (Marloes Road)	1,099	472	627	40	20	20
			{ Infirmary („ Place)	535	251	284	112	15	97
			Workhouse (Mary Place) ...	106	86	20	17	13	4
			Workhouse Infirmary (St. Marylebone Parish)	695	336	359	113	11	102
2	Brompton ...	„	Queen's Jubilee Hospital ...	5	2	3	6	—	6
			Hospital for Consumption and Diseases of the Chest, part of *	165	86	79	23	6	17
2	FULHAM :—								
1	* North Ham- mersmith	Hammer- smith	St. John's Hospital for Diseases of the Skin	35	19	16	10	—	10
			His Majesty's Prison, Wormwood Scrubs	1,288	998	290	305	146	159
2	South Ham- mersmith	„	Workhouse School (Ken- sington and Chelsea District)	110	59	51	18	4	14
			St. Cyprian's Home for Incurables	10	—	10	4	—	4
			West London Hospital ...	114	59	55	67	7	60
3	North-West Fulham	Fulham ...	{ Workhouse	694	319	375	32	15	17
			{ Infirmary	483	239	244	74	8	66
			Metropolitan Asylums Board's Home for Defec- tive Children, Kingwood Road	—	—	—	4	2	2

* The other part of this Hospital is in the Civil Parish of Chelsea (3:1).

COUNTY OF LONDON—continued.

TABLE 17.—INSTITUTIONS.—PERSONS enumerated in WORKHOUSE ESTABLISHMENTS; in HOSPITALS and in LUNATIC ASYLUMS; in PRISONS; and in CERTIFIED REFORMATORY and INDUSTRIAL SCHOOLS—continued.

Number of District and Sub-District.	REGISTRATION DISTRICT AND SUB-DISTRICT.	CIVIL PARISH.	INSTITUTION.	SPECIAL INMATES (Patients, Paupers, Lunatics, etc.)			OFFICIALS AND THEIR FAMILIES.		
				PERSONS	Males.	Females.	PERSONS	Males.	Females.
2	FULHAM—cont.								
4	North-East Fulham	Fulham ...	Metropolitan Asylums Board's Western Fever Hospital	303	139	164	247	24	223
			Lunatic Asylum (private), Otto House	22	—	22	23	—	23
5	South Fulham	"	Elm House Industrial School for Girls, Parson's Green	39	—	39	5	—	5
3	CHELSEA :—								
1	Chelsea, North	Chelsea ...	{ Workhouse	702	274	428	31	12	19
			{ Infirmary	391	217	174	85	13	72
			{ Workhouse (St. George, Hanover Square Union)	1,584	1,029	555	39	21	18
			{ Infirmary (St. George, Hanover Square Union)	630	323	307	114	3	111
			Cancer Hospital	87	23	64	54	4	50
			Hospital for Women	52	—	52	20	—	18
			Hospital for Consumption and Diseases of the Chest (part of)*	112	76	36	81	5	76
2	Chelsea, South	"	Workhouse Casual Wards	8	8	—	5	3	2
			Victoria Hospital (Children)	36	19	17	39	5	34
			Cheyne Hospital (Children)	50	26	24	16	—	16
4	ST. GEORGE, HANOVER SQUARE :—								
1	Mayfair and Knightsbridge	St. George, Hanover Square	Royal Orthopædic Hospital	45	22	23	15	3	12
2	Belgrave ...	"	Workhouse (Wallis's Yard)	109	51	58	12	4	8
			St. George's Hospital ...	283	163	120	153	25	128
			Belgrave Hospital for Children	14	11	3	12	—	12
			Hospital for Women and Children, Lupus Street	6	—	6	7	—	7
3	St. Margaret and St. John	St. Margaret and St. John	Westminster Hospital ...	178	84	94	63	7	56
			Gordon Hospital for Fistula	16	10	6	12	—	12
			Grosvenor Hospital for Women and Children	17	—	17	13	—	13
5	WESTMINSTER :—								
1	St. James, Westminster	St. James, Westminster	Workhouse	425	172	253	20	5	15
			Hospital for Diseases of the Throat	22	11	11	21	2	19
2	St. Anne, Soho	St. Anne within the Liberty of Westminster	Hospital for Women ...	39	—	39	28	1	27
			Home Hospital	4	3	1	4	—	4
			London Lock Hospital (Males and Out-Patients)	27	27	—	6	3	3
			Royal Ear Hospital	—	—	—	2	—	2
			Heart Hospital	—	—	—	6	—	6

* The other part of this Hospital is in the Civil Parish of Kensington (ib. : 2).

COUNTY OF LONDON—continued.

TABLE 17.—INSTITUTIONS.—PERSONS enumerated in WORKHOUSE ESTABLISHMENTS; in HOSPITALS and in LUNATIC ASYLUMS; in PRISONS; and in CERTIFIED REFORMATORY and INDUSTRIAL SCHOOLS—continued.

Number of District and Sub-District.	REGISTRATION DISTRICT AND SUB-DISTRICT.	CIVIL PARISH.	INSTITUTION.	SPECIAL INMATES (Patients, Paupers, Lunatics, etc.)			OFFICIALS AND THEIR FAMILIES.		
				PERSONS.	Males.	Females.	PERSONS.	Males.	Females.
6	ST. MARYLEBONE :—								
1	All Souls ...	St. Marylebone	Middlesex Hospital ...	308	138	170	180	36	144
			Ladies' Hospital, Harley Street	12	—	12	19	1	18
			All Saints' Hospital (Children)	65	—	65	35	—	35
			West End Hospital for Paralysis	36	15	21	17	1	16
			National Orthopaedic Hospital	59	29	30	19	—	19
			London Throat Hospital ...	17	8	9	5	—	5
			St. Elizabeth's Home ...	47	—	47	20	—	20
			Medical and Surgical Home	5	2	3	12	1	11
			Home for Incurables ...	16	—	16	5	—	5
			Maurice Girls' Home Industrial School	25	—	25	3	—	3
2	Rectory ...	"	Workhouse ...	1,678	807	871	31	12	19
			Casual Ward ...	95	65	30	4	1	3
			Grotto Home for Working Boys	16	16	—	3	1	2
3	St. Mary ...	"	Samaritan Free Hospital ...	39	—	39	34	1	33
			Western Ophthalmic Hospital	7	2	5	3	—	3
			Queen Charlotte's Lying-in Hospital	97	28	69	42	4	38
			Home for Consumptive Females	18	—	18	4	—	4
5	St. John ...	"	Hospital of St. John and St. Elizabeth	50	—	50	32	—	32
			Hospital for Epilepsy and Paralysis	—	—	—	2	—	2
			Home for Incurable Children	30	15	15	9	—	9
			Home of Rest, Finchley Road	20	1	19	7	—	7
7	HAMPSTEAD :—								
1	Hampstead ...	Hampstead	Workhouse ...	307	158	149	35	8	27
			Metropolitan Asylums Board's North Western Fever Hospital	298	154	144	232	26	206
			Hampstead Hospital ...	23	8	15	24	1	23
			Friedenheim Hospital for Incurables	27	16	11	25	2	23
			North London Consumption Hospital	90	46	44	23	2	21
			Tudor House Convalescent Home	5	2	3	10	1	9
			St. Luke's Home ...	19	5	14	12	—	12
			St. Peter's Home ...	77	4	73	55	—	55
			Field Lane Industrial School (Boys)	140	140	—	16	7	9
			Field Lane Industrial School (Girls)	9	—	9	6	—	6

COUNTY OF LONDON—continued.

TABLE 17.—INSTITUTIONS.—PERSONS enumerated in WORKHOUSE ESTABLISHMENTS; in HOSPITALS and in LUNATIC ASYLUMS; in PRISONS; and in CERTIFIED REFORMATORY and INDUSTRIAL SCHOOLS—continued.

Number of District and Sub-District.	REGISTRATION DISTRICT AND SUB-DISTRICT.	CIVIL PARISH.	INSTITUTION.	SPECIAL INMATES (Patients, Paupers, Lunatics, etc.)			OFFICIALS AND THEIR FAMILIES.		
				PERSONS.	Males.	Females.	PERSONS.	Males.	Females.
8	ST. PANCRAS:—								
1	Regent's Park	St. Pancras	St. Saviour's Hospital for Cancer Boys' Home, Industrial School	22 136	— 136	22 —	20 7	2 4	18 3
2	Tottenham Court	"	Workhouse Infirmary, Central London Sick Asylum University College Hospital Home Hospital, Fitzroy Square Metropolitan Throat and Ear Hospital London Skin Hospital ... Oxygen Home ... Medical and Surgical Home St. Patrick's Home for Boys, Industrial School	244 161 22 4 7 17 — 52	134 89 12 4 4 7 — 52	110 72 10 — 3 10 — —	39 79 31 4 3 9 4 6	4 12 2 — 1 1 — 3	35 67 29 4 2 8 4 3
3	Gray's Inn Lane	"	Central London Ophthalmic Hospital Central London Throat and Ear Hospital British Hospital for Diseases of the Skin Royal Free Hospital ...	21 6 5 122	12 2 — 76	9 4 5 46	9 8 2 66	1 1 — 11	8 7 2 55
4	Somers Town	"	New Hospital for Women London Temperance Hospital	38 76	— 34	38 42	32 61	1 5	31 56
5	Camden Town	"	Workhouse ... North-West London Hospital	2,166 45	879 21	1,287 24	110 29	17 4	93 25
6	Kentish Town	"	Workhouse Infirmary ... Casual Wards ...	470 16	246 12	224 4	85 5	6 3	79 2
	ISLINGTON:—								
1	Upper Holloway	Islington ...	Workhouse (St. John's Road) Infirmary (St. John's Road) Workhouse Infirmary (Highgate Hill) Workhouse (Cornwallis Road) Workhouse Schools ... Workhouse Infirmary (Holborn Union) Great Northern Central Hospital Winifred House Convalescent Home His Majesty's Prison, Holloway	1,093 685 99 845 370 590 95 18 721	493 352 64 552 203 401 48 9 381	600 333 35 293 167 189 47 9 340	39 44 38 18 34 86 57 8 172	24 2 11 7 7 10 8 — 62	15 42 27 11 27 76 49 8 110
2	Lower Holloway	"	His Majesty's Prison, Pentonville	1,099	1,099	—	236	118	118
4	Islington, South-East	"	London Fever Hospital ... St. Nicholas Auxiliary Home for Roman Catholic Boys	59 39	24 39	35 —	62 6	5 3	57 3
5	Highbury ...	"	Mildmay Memorial Cottage Hospital Invalid Homes ... Highbury Truant School ...	21 50 204	12 — 204	9 59 —	13 22 20	— — 13	13 22 7

COUNTY OF LONDON—continued.

TABLE 17.—INSTITUTIONS.—PERSONS enumerated in WORKHOUSE ESTABLISHMENTS; in HOSPITALS and in LUNATIC ASYLUMS; in PRISONS; and in CERTIFIED REFORMATORY and INDUSTRIAL SCHOOLS—continued.

Number of District and Sub-District.	REGISTRATION DISTRICT AND SUB-DISTRICT.	CIVIL PARISH.	INSTITUTION.	SPECIAL INMATES (Patients, Paupers, Lunatics, etc.)			OFFICIALS AND THEIR FAMILIES.		
				PERSONS.	Males.	Females.	PERSONS.	Males.	Females.
10	HACKNEY:—								
1	Stoke Newington	Stoke Newington	Invalid Asylum (for Invalid Servants)	18	—	18	6	—	6
			Lunatic Asylum (private), Northumberland House	73	25	48	41	18	23
2	North Hackney	Hackney ...	Lunatic Asylum (private), Brooke House	60	29	31	59	15	44
3	Central Hackney	"	Workhouse (City of London Union)	500	277	223	20	9	11
			Metropolitan Asylums Board's Eastern Fever Hospital	242	127	115	198	27	171
			German Hospital Convalescent Home	9	7	2	4	—	4
			Truant Industrial School, Upton House (School Board for London)	146	146	—	18	10	8
4	South-West Hackney	"	Salvation Army Maternity Home	30	1	29	16	—	16
			Metropolitan Free Hospital	63	32	31	53	3	50
			German Hospital ...	117	74	43	42	9	33
			King Edward Industrial School for Girls	107	—	107	8	—	8
5	South-East Hackney	"	{ Workhouse... ..	1,451	776	675	45	13	32
			{ Infirmary	512	231	281	107	15	92
			Workhouse Cottage Homes	119	71	48	25	3	22
			Workhouse (Willesden Parish)	—	—	—	3	1	2
			Jewish Home and Hospital for Incurables	46	22	24	6	—	6
11	ST. GILES:—								
1	Bloomsbury and St. Giles, South	St. Giles-in-the-Fields & St. George, Bloomsbury	Workhouse	438	245	193	22	7	15
			Workhouse, Casual Wards	35	25	10	4	3	1
			British Lying-in Hospital...	35	9	26	20	—	20
2	St. Giles, North	"	French Hospital	62	38	24	22	3	19
12	STRAND:—								
1	St. Martin-in-the Fields	St. Martin-in-the-Fields	Royal Westminster Ophthalmic Hospital	19	10	9	11	2	9
			Charing Cross Hospital ...	131	77	54	76	13	63
2	Strand ...	St. Clement Danes	Workhouse and Casual Wards	101	69	32	11	4	7
			King's College Hospital ...	206	104	102	94	7	87
		St. Paul, Covent Garden	St. Peter's Hospital for Stone	16	16	—	15	3	12

COUNTY OF LONDON—continued.

TABLE 17.—INSTITUTIONS.—PERSONS enumerated in WORKHOUSE ESTABLISHMENTS; in HOSPITALS and in LUNATIC ASYLUMS; in PRISONS; and in CERTIFIED REFORMATORY and INDUSTRIAL SCHOOLS—continued.

Number of District and Sub-District.	REGISTRATION DISTRICT AND SUB-DISTRICT.	CIVIL PARISH.	INSTITUTION.	SPECIAL INMATES (Patients, Paupers, Lunatics, etc.)			OFFICIALS AND THEIR FAMILIES.		
				PERSONS.	Males.	Females.	PERSONS.	Males.	Females.
13	HOLBORN :—								
1	Helborn ...	St. Andrew Holborn above the Bars with St. George the Martyr	Workhouse, Casual Ward... Alexandra Hospital for Hip Diseases (Children) Italian Hospital ... St. Paul's Hospital ... London Homoeopathic Hospital Hospital for Sick Children National Hospital for Paralysed and Epileptic	69 52 19 1 75 140 149	50 30 15 1 21 72 70	19 22 4 — 54 68 79	6 28 16 3 58 109 76	3 1 2 1 6 6 16	3 27 14 2 52 103 60
		The Liberty of Saffron Hill, Hatton Garden, Ely Rents and Ely Place	City Orthopaedic Hospital	40	17	23	14	—	14
3	Amwell ...	Clerkenwell	Metropolitan Asylums Board's Home for Defective Children (Girls) St. Barnabas' Home for Incurables	20 12	— 1	20 11	3 3	— —	3 3
5	City Road ...	St. Luke ...	St. Bartholomew's Hospital Nurses' Home * St. Mark's Hospital for Fistula Royal London Ophthalmic Hospital City of London Lying-in Hospital St. Luke's Hospital for Lunatics	— 30 59 51 172	— 22 34 10 51	— 8 25 41 121	23 22 34 46 49	— 4 5 — 21	23 18 29 46 28
14	LONDON CITY :—								
1	St. Botolph ...	St. Botolph without Bishopsgate	City Police Hospital ...	21	21	—	—	—	—
2	St. Sepulchre	Thavies Inn, St. Bartholomew the Less St. Sepulchre without Newgate	Workhouse (Casual Ward) St. Bartholomew's Hospital* H.M. Prison, Newgate ...	29 541 —	19 304 —	10 237 —	7 328 —	2 59 —	5 269 —
15	SHOREDITCH :—								
1	Shoreditch, South	Shoreditch	Convent Hospital (Children) Lunatic Asylum (private), Hoxton House †	24 120	10 39	14 81	6 37	— 11	6 26
2	Hoxton New Town	"	Workhouse (Holborn Union) Royal Hospital for Chest Diseases	1,375 68	697 43	678 25	46 29	12 1	34 28
4	Haggerston ...	"	(Workhouse ... (Infirmary ...	754 500	357 264	397 236	15 65	6 4	9 61
16	BETHNAL GREEN :—								
1	Bethnal Green, North	Bethnal Green	North Eastern Hospital (Children) Mildmay Mission Hospital	58 35	33 17	25 18	26 30	4 2	22 28
3	Bethnal Green, East	"	Workhouse ... Workhouse Infirmary ... City of London Hospital for Chest Diseases Lunatic Asylum (private), Bethnal House †	1,161 619 103 203	670 308 66 91	491 311 37 112	39 117 46 60	16 9 5 23	23 108 41 37
17	WHITECHAPEL :—								
2	Mile End New Town	Mile End New Town Whitechapel	Workhouse Infirmary ... Workhouse, Casual Wards London Hospital ...	583 68 653	349 55 393	234 13 260	61 3 329	5 2 29	56 1 300

* St. Bartholomew's Hospital is in the Civil Parish of St. Bartholomew the Less, but a Nurses' Home belonging to the Hospital is in that of St. Luke.

† Pauper patients are received at these Asylums.

COUNTY OF LONDON—continued.

TABLE 17.—INSTITUTIONS.—PERSONS enumerated in WORKHOUSE ESTABLISHMENTS; in HOSPITALS and in LUNATIC ASYLUMS; in PRISONS; and in CERTIFIED REFORMATORY and INDUSTRIAL SCHOOLS—continued.

Number of District and Sub-District.	REGISTRATION DISTRICT AND SUB-DISTRICT.	CIVIL PARISH.	INSTITUTION.	SPECIAL INMATES (Patients, Paupers, Lunatics, etc.)			OFFICIALS AND THEIR FAMILIES.		
				PERSONS.	Males.	Females.	PERSONS.	Males.	Females.
18	ST. GEORGE IN THE EAST:—								
2	St. John ...	St. George in the East	(Workhouse (Infirmary Workhouse, Casual Wards	492 362 18	250 206 16	242 156 2	19 53 4	7 10 2	12 43 2
19	STEPNEY:—								
1	Shadwell ...	Shadwell ...	East London Children's Hospital	91	50	41	56	7	49
2	Ratcliff ...	Ratcliff ...	Workhouse	106	66	40	9	2	7
20	MILE END OLD TOWN:—								
1	Mile End Old Town, Western	Mile End Old Town	East End Mothers' Home	16	2	14	16	—	16
2	Mile End Old Town, Eastern	"	(Workhouse (Infirmary Workhouse Schools ... Workhouse (Whitechapel Union), South Grove	575 492 67 553	309 204 49 254	266 288 18 299	16 60 11 26	8 5 2 8	8 55 9 18
21	POPLAR:—								
1	Bow ...	Bow or Stratford-le-Bow	Lunatic Asylum (private), Grove Hall *	244	203	41	52	32	20
2	Bromley ...	Bromley ...	Workhouse (Stepney Union) Workhouse Infirmary (City of London Union) Workhouse, Casual Ward... Workhouse Infirmary, Poplar and Stepney Sick Asylum† Poplar Hospital	696 368 38 749 45	414 186 37 440 37	282 182 1 309 8	27 77 4 116 37	8 13 2 8 4	19 64 2 108 33
3	Poplar ...	Poplar ...	Workhouse	1,330	799	531	29	9	20
22	SOUTHWARK:—								
1	Christchurch, Southwark	Christchurch, Southwark	Workhouse Hospital for Skin Diseases	475 —	466 —	9 —	12 2	9 1	3 1
2	St. Saviour, Southwark	St. Saviour, Southwark	Workhouse, Casual Ward Guy's Hospital	16 455	12 267	4 188	4 274	1 3	3 271
4	Borough Road	St. George the Martyr, Southwark	Workhouse Evelina Hospital for Children	352 63	191 27	161 36	12 36	8 1	4 35
5	London Road	"	Royal South London Ophthalmic Hospital Bethlem Royal Hospital for Lunatics St. Vincent's Industrial School	28 217 100	15 86 100	13 131 —	16 72 1	2 29 1	14 43 —
6	Trinity, Newington	Newington	Hospital of St. Francis ...	8	1	7	4	—	4
7	St. Peter, Walworth	"	Workhouse	1,093	454	639	32	7	25
23	ST. OLAVE, SOUTHWARK:—								
1	St. Olave, Southwark	Horsleydown	Workhouse	362	131	231	19	6	13
2	Bermondsey ...	Bermondsey	Workhouse	365	238	127	22	6	16
3	Rotherhithe ...	Rotherhithe	Workhouse Infirmary and Casual Ward Metropolitan Asylums Board's South Wharf Shelters	665 —	411 —	254 —	86 14	13 4	73 10

* Pauper patients are received at this Asylum.

† A branch of this Establishment has, since the date of the Census, been opened in Poplar Civil Parish.

COUNTY OF LONDON—continued.

TABLE 17.—INSTITUTIONS.—PERSONS enumerated in WORKHOUSE ESTABLISHMENTS; in HOSPITAL and in LUNATIC ASYLUMS; in PRISONS; and in CERTIFIED REFORMATORY and INDUSTRIAL SCHOOLS—continued.

Number of District and Sub-District.	REGISTRATION DISTRICT AND SUB-DISTRICT.	CIVIL PARISH.	INSTITUTION.	SPECIAL INMATES (Patients, Paupers, Lunatics, etc.)			OFFICIALS AND THEIR FAMILIES.		
				PERSONS.	Males.	Females.	PERSONS.	Males.	Females.
24	LAMBETH :—								
1	Waterloo Road	Lambeth ...	Royal Hospital for Women and Children General Lying-in Hospital	47 35	10 6	37 29	16 29	1 1	15 28
2	Lambeth Church, 1st	„	St. Thomas's Hospital ...	425	238	187	249	28	221
3	Lambeth Church, 2nd	„	(Workhouse (Renfrew Road) Infirmary (Brook Street) ... Workhouse (Princes Road) Workhouse Casual Ward...	1,282 584 381 13	618 305 210 11	664 279 171 2	29 94 10 4	6 8 6 2	23 86 4 2
4	Kennington, 1st	„	Clapham Maternity Hospital	28	8	20	23	—	23
6	Brixton ..	„	Metropolitan Asylums Board's South-Western Fever Hospital	206	102	104	209	23	186
7	Norwood ...	„	(Workhouse Old Schools Workhouse New Schools British Home for Incurables Lunatic Asylum (private), Fenstanton	100 498 80 28	43 276 23 —	57 222 57 28	33 22 32 23	— 2 5 3	33 20 27 20
25	WANDSWORTH :—								
3	South-West Battersea	Battersea ...	Workhouse Infirmary ... Bolingbroke Hospital ...	668 24	327 13	341 11	92 9	8 3	84 6
4	Clapham ...	Clapham ...	The Hostel of God, Home for the Dying	17	7	10	14	1	13
5	Streatham ...	Streatham ...	Workhouse, St. Anne's Home (St. Pancras Parish) Lunatic Asylum (Middlesex County), part of *	469 190	469 102	— 88	10 32	7 9	3 23
		Tooting Graveney	Workhouse, Tooting Home Workhouse, Fairfield House (Chelsea Parish) Metropolitan Asylums Board's Fountain Fever Hospital Metropolitan Asylums Board's Grove Fever Hospital Lunatic Asylum (private), Newlands	605 123 201 189 19	282 116 91 87 19	323 7 110 102 —	35 7 153 228 15	2 4 16 25 10	33 3 137 203 5
6	Wandsworth	Wandsworth	Workhouse ... Royal Hospital for Incurables Home for Inebriates, Northlands Lunatic Asylum (Middlesex County), part of * Lunatic Asylum (private), The Huguenots H.M. Prison, Wandsworth Common Boys' Home Reformatory...	686 220 13 1,141 11 1,059 115	410 36 — 477 — 1,059 115	276 184 13 664 11 —	23 98 5 121 9 291 17	9 16 — 30 — 166 8	14 82 5 91 9 125 9
7	Putney ...	Putney ...	Lunatic Asylum (private), The Priory	7	39	38	97	30	67

* The Middlesex County Lunatic Asylum is situated partly in the Civil Parish of Streatham and partly in that of Wandsworth.

COUNTY OF LONDON—continued.

TABLE 17.—INSTITUTIONS.—PERSONS enumerated in WORKHOUSE ESTABLISHMENTS; in HOSPITALS and in LUNATIC ASYLUMS; in PRISONS; and in CERTIFIED REFORMATORY and INDUSTRIAL SCHOOLS—continued.

Number of District and Sub-District.	REGISTRATION DISTRICT AND SUB-DISTRICT.	CIVIL PARISH.	INSTITUTION.	SPECIAL INMATES (Patients, Paupers, Lunatics, etc.)			OFFICIALS AND THEIR FAMILIES.		
				PERSONS.	Males.	Females.	PERSONS.	Males.	Females.
26 1	CAMBERWELL :— Dulwich ...	Camberwell	Home for Inebriates, Ellison Lodge	26	—	26	5	—	5
2	Camberwell ...	"	Workhouse	935	458	477	45	15	30
			Workhouse Infirmary ...	408	216	192	81	7	74
			Workhouse Infirmary (Southwark Union)	712	439	273	108	8	100
			Lunatic Asylum (private) Camberwell House *	456	148	308	113	33	80
			Lunatic Asylum (private) Peckham House *	358	116	242	106	31	75
3	Peckham ...	"	Workhouse	760	511	249	33	10	23
			Workhouse Schools (St. Olave, Southwark Union)	44	12	32	4	—	4
			Workhouse Children's Homes	23	23	—	2	—	2
			Metropolitan Asylums Board's Home for Defective Children	13	13	—	3	—	3
27 2	GREENWICH :— Deptford, Central	St. Paul, Deptford	Metropolitan Asylums Board's South-Eastern Fever Hospital	219	112	107	203	17	186
4	Greenwich, West	Greenwich...	Miller Memorial Hospital Invalids' Home ...	23 17	13 1	10 16	15 11	2 —	13 11
5	Greenwich, East	"	{ Workhouse { Infirmary Seamen's Hospital ...	1,238 496 191	660 277 187	578 219 4	31 69 77	9 9 22	22 60 55
28 1	LEWISHAM :— Eltham ...	Eltham ...	Eltham Cottage Hospital... Roman Catholic School for Pauper Children †	7 98	3 96	4 2	7 18	— —	7 18
2	Lee ...	Lewisham ...	St. John's Hospital ...	34	11	23	21	—	21
3	Lewisham ...	"	{ Workhouse { Infirmary Workhouse (St. Olave, Southwark Union) Metropolitan Asylums Board's Park Fever Hospital Lunatic Asylum (private), Flower House East London Industrial School for Boys	473 232 311 266 21 150	296 118 186 131 21 150	177 114 125 135 — —	22 53 49 209 8 11	6 6 7 28 2 7	16 47 42 181 6 4
4	Sydenham ...	"	Home for Sick Children ... Home for Inebriates, The Tor, Silverdale	37 20	18 —	19 20	13 3	— —	13 3
29 1	WOOLWICH :— Charlton ...	Charlton and Kidbrooke	Metropolitan Asylums Board's Brook Fever Hospital Cottage Hospital ...	319 11	167 4	152 7	278 7	37 —	241 7
2	Woolwich ...	Woolwich ...	Royal Arsenal Hospital ... Woolwich and Plumstead Cottage Hospital	7 7	7 4	— 3	— 5	— —	— 5
4	Plumstead, East	Plumstead...	{ Workhouse { Infirmary Crole-Wyndham Convalescent Home	649 259 14	317 126 6	332 133 8	31 45 10	15 5 1	16 40 9

* Pauper patients are received at these Asylums.

† This School is certified by the Local Government Board, under the Act 25 & 26 Vic. cap. 43; as it receives only pauper children, it has been classed under Workhouse Establishments at the head of this Table, and in Table 30.

COUNTY OF LONDON—continued.

TABLE 18.—PERSONS enumerated on board SEA-GOING and COASTING MERCHANT VESSELS and on INLAND BARGES and BOATS.

NOTE.—Persons on board Vessels in Ports, Harbours, and Docks, including in certain cases hulks or other stationary vessels, were enumerated by Officers of His Majesty's Customs; and those on Barges, etc., on Canals or Navigable Rivers, not within the limits of a port, by the local Enumerators.

The persons thus enumerated are distributed among the general population of the Parishes contiguous to the waters in which the vessels were lying, with as much accuracy as the information obtained allows.

Fishermen at sea on the night of the Census and not returning on 1st April, 1901, and persons on board vessels arriving in port later than that date, are not included.

REGISTRATION DISTRICT and SUB-DISTRICT.	CIVIL PARISH.	BRITISH VESSELS, SEA-GOING and COASTING.		FOREIGN and COLONIAL VESSELS, SEA-GOING and COASTING.		INLAND BARGES and BOATS.		Total Persons on Vessels, Barges, and Boats.
		Vessels.	Persons.	Vessels.	Persons.	Barges and Boats.	Persons.	
TOTAL		529	2,376	97	1,064	97	231	3,671 *
1A. PADDINGTON.								
1. St. Mary, Paddington	Paddington	—	—	—	—	39	89	89
2. St. John, Paddington	"	—	—	—	—	11	31	31
3. North-West Paddington.	"	—	—	—	—	3	18	18
2. FULHAM.								
2. South Hammersmith	Hammersmith	3	12	—	—	3	3	15
3. North-West Fulham	Fulham	2	4	—	—	—	—	4
5. South Fulham	"	—	—	—	—	1	1	1
3. CHELSEA.								
2. Chelsea South	Chelsea	—	—	—	—	1	1	1
4. ST. GEORGE, HANOVER SQUARE.								
2. Belgrave	St. George, Hanover Square.	5	11	—	—	—	—	11
3. St. Margaret and St. John.	St. Margaret and St. John.	10	19	—	—	—	—	19
13. HOLBORN.								
5. City Road	St. Luke	—	—	—	—	7	17	17
14. LONDON CITY.								
3. Allhallows, Barking	Allhallows, Barking ...	1	17	2	23	1	3	43
	St. Andrew by the Wardrobe.	4	10	—	—	—	—	10
	St. Botolph, Billingsgate	1	11	—	—	—	—	11
	St. Dunstan in the East	5	37	—	—	—	—	37
	St. Magnus the Martyr	3	20	3	59	—	—	79
	St. Mary at Hill	1	12	5	16	—	—	28
15. SHOREDITCH.								
3. Hoxton Old Town	Shoreditch	2	5	—	—	1	2	7
17. WHITECHAPEL.								
3. Goodmans Fields	St. Botolph (Without) Aldgate.	18	131	5	96	1	3	230
18. ST. GEORGE IN THE EAST.								
2. St. John	St. George in the East	22	107	10	90	2	7	204

* This total includes 176 females, of whom 87 were enumerated on board British sea-going and coasting merchant vessels, 24 on Foreign vessels, and 65 on inland barges and boats.

COUNTY OF LONDON—continued.

TABLE 18.—PERSONS enumerated on board SEA-GOING and COASTING MERCHANT VESSELS and on INLAND BARGES and BOATS—continued.

REGISTRATION DISTRICT and SUB-DISTRICT.	CIVIL PARISH.	BRITISH VESSELS, SEA-GOING and COASTING.		FOREIGN and COLONIAL VESSELS, SEA-GOING and COASTING.		INLAND BARGES and BOATS.		Total Persons on Vessels, Barges, and Boats.
		Vessels.	Persons.	Vessels.	Persons.	Barges and Boats.	Persons.	
19. STEPNEY.								
1. Shadwell	Shadwell	6	31	—	—	—	—	31
	Wapping	19	115	2	26	—	—	141
2. Ratcliff	Ratcliff	15	138	1	4	—	—	142
3. Limehouse	Limehouse	21	87	15	149	14	28	264
21. POPLAR.								
1. Bow	Bow or Stratford le Bow	2	3	—	—	—	—	3
2. Bromley	Bromley	4	6	—	—	—	—	6
3. Poplar	Poplar	122	734	16	171	3	5	910
22. SOUTHWARK.								
1. Christchurch, South- wark.	Christchurch South- wark.	10	25	—	—	—	—	25
23. ST. OLAVE, SOUTH- WARK.								
1. St. Olave, Southwark	Horsleydown	10	31	3	39	1	2	72
	St. Olave and St. Thomas, Southwark.	8	47	3	29	—	—	76
2. Bermondsey	Bermondsey	12	58	—	—	—	—	58
3. Rotherhithe	Rotherhithe	59	231	28	303	4	12	546
24. LAMBETH.								
1. Waterloo Road ...	Lambeth... ..	3	15	—	—	—	—	15
2. Lambeth Church Ist.	„	15	34	—	—	—	—	34
4. Kennington Ist. ...	„	16	33	—	—	—	—	33
25. WANDSWORTH.								
1. East Battersea ...	Battersea	5	11	—	—	1	1	12
2. North-West Battersea	„	6	11	—	—	—	—	11
6. Wandsworth	Wandsworth	11	24	—	—	—	—	24
7. Putney	Putney	2	4	—	—	—	—	4
26. CAMBERWELL.								
3. Peckham	Camberwell	—	—	—	—	3	7	7
27. GREENWICH.								
1. Deptford North ...	St. Nicholas, Deptford	14	41	1	33	—	—	74
	St. Paul, Deptford ...	15	38	2	21	—	—	59
4. Greenwich West ...	Greenwich	10	39	—	—	—	—	39
5. Greenwich East ...	„	18	75	—	—	1	1	76
29. WOOLWICH.								
1. Charlton	Charlton and Kidbrooke	6	15	—	—	—	—	15
2. Woolwich	Woolwich	31	90	1	5	—	—	95
4. Plumstead East ...	Plumstead	12	44	—	—	—	—	44

COUNTY OF LONDON—continued.

TABLE 19.—TOTAL TENEMENTS, and TENEMENTS of less than FIVE ROOMS, distinguishing those OCCUPIED by VARIOUS NUMBERS of PERSONS, in the COUNTY OF LONDON, 1891* and 1901.

—	Rooms in Tenement.	Tenements of less than Five Rooms, 1891 and 1901.	PERSONS PER TENEMENT.											
			1.	2.	3.	4.	5.	6.	7.	8.	9.	10.	11.	12 or more.
TOTAL TENEMENTS— 1891— 937,606 1901—1,019,546	1	1891— 172,502 1901—149,524	60,114	55,766	29,005	16,111	7,409	2,871	879	231	72	27	10	7
	2	1891— 189,707 1901—201,431	16,106	46,075	40,168	32,486	24,013	15,526	8,863	4,195	1,590	488	138	59
No. OF TENEMENTS OF LESS THAN FIVE ROOMS— 1891— 630,569 1901—672,030	3	1891— 153,189 1901—181,542	5,522	27,246	29,151	26,796	22,657	17,293	11,053	7,078	3,446	1,377	470	200
	4	1891— 115,171 1901—139,533	1,864	12,049	16,645	18,896	18,175	16,294	12,801	8,952	5,203	2,573	1,150	569

* The figures for 1891 refer to the County of London as then constituted. The slight changes which have since been made in the area (see Note to Table 3) do not seriously affect the value of the figures for purposes of comparison.

NOTE.—The Table is to be read as follows:—Of the 1,019,546 tenements, 672,030 were tenements of less than five rooms, and of these 145,321 were tenements of one room, 201,431 of two rooms, etc.; and of the 149,524 tenements of one room, 60,114 were occupied by one person each, 48,341 by two persons each, etc. Table 20 is to be read in a similar manner.

TABLE 20.—TOTAL TENEMENTS, and TENEMENTS of less than FIVE ROOMS, distinguishing those OCCUPIED by VARIOUS NUMBERS of PERSONS, in the CITY of LONDON and in the METROPOLITAN BOROUGH, 1901.

METROPOLITAN BOROUGH.	Rooms in Tenement.	Tenements of less than Five Rooms.	PERSONS PER TENEMENT.											
			1.	2.	3.	4.	5.	6.	7.	8.	9.	10.	11.	12 or more.
CITY OF LONDON ...	1	775	390	234	84	36	25	3	—	3	—	—	—	—
	2	1,123	95	353	254	165	112	72	39	15	13	4	1	—
	3	885	51	224	231	153	92	53	36	23	12	8	1	1
	4	524	25	70	129	103	79	54	26	22	5	9	1	1
BATTERSEA ...	1	3,413	1,613	1,011	533	193	48	12	1	1	1	—	—	—
	2	5,887	482	1,768	1,424	1,054	600	331	157	60	9	2	—	—
	3	7,934	231	1,827	1,973	1,529	1,021	625	398	211	77	31	9	2
	4	6,855	75	701	1,243	1,359	1,133	905	699	384	212	93	42	9
BERMONDSEY ...	1	4,258	1,645	1,424	715	342	106	17	6	1	2	—	—	—
	2	6,968	317	1,817	1,742	1,387	893	525	195	66	21	5	—	—
	3	5,738	107	883	1,115	1,014	906	727	507	289	141	34	8	7
	4	5,100	38	391	714	861	852	760	636	421	235	122	51	19
BETHNAL GREEN ...	1	5,378	1,519	1,817	1,110	594	208	85	33	5	2	1	1	3
	2	7,264	250	1,450	1,672	1,518	1,052	684	383	173	55	20	6	1
	3	6,746	98	814	1,189	1,170	1,101	972	654	406	211	82	33	16
	4	4,344	22	236	459	650	701	653	608	449	294	167	70	35
CAMBERWELL ...	1	4,906	2,465	1,425	653	268	73	13	6	2	1	—	—	—
	2	7,766	781	2,284	1,926	1,316	812	430	149	48	18	2	—	—
	3	9,899	316	2,084	2,228	1,809	1,416	937	616	291	138	53	8	3
	4	9,355	125	1,150	1,680	1,744	1,570	1,187	869	541	297	116	59	17
CHELSEA ...	1	3,812	2,018	1,111	436	185	53	7	2	—	—	—	—	—
	2	3,736	513	1,085	807	582	368	200	115	48	13	3	1	1
	3	2,927	196	567	604	506	369	296	209	111	41	22	3	3
	4	1,607	78	223	256	271	241	194	148	103	61	22	7	3

COUNTY OF LONDON—continued.

TABLE 20.—TOTAL TENEMENTS, and TENEMENTS of less than FIVE ROOMS, distinguishing those OCCUPIED by VARIOUS NUMBERS OF PERSONS, in the CITY OF LONDON and in the METROPOLITAN BOROUGH, 1901—continued.

METROPOLITAN BOROUGH.	Rooms in Tene- ment.	Tene- ments of less than Five Rooms.	PERSONS PER TENEMENT.												
			1.	2.	3.	4.	5.	6.	7.	8.	9.	10.	11.	12 or more.	
DEPTFORD Total Tenements—24,615. Tenements of less than Five Rooms—13,956.	1 2 3 4	1,974 3,313 3,906 4,763	781 304 138 46	639 1,064 898 563	320 858 982 906	153 557 713 894	50 302 483 795	19 147 370 588	8 51 181 447	2 24 78 263	— 6 46 159	1 — 14 66	1 — 2 27	— — 1 9	
FINSBURY Total Tenements—24,097. Tenements of less than Five Rooms—20,515.	1 2 3 4	6,364 7,882 4,233 2,036	1,993 283 68 24	2,144 1,554 440 155	1,250 1,629 624 253	648 1,561 708 346	226 1,258 731 331	73 889 604 272	20 441 497 251	6 173 315 171	3 77 149 111	1 15 66 75	— 2 23 34	— — 8 13	
FULHAM Total Tenements—32,137. Tenements of less than Five Rooms—21,681.	1 2 3 4	2,460 4,360 8,309 6,552	1,205 433 325 151	743 1,341 1,757 797	363 1,122 1,963 1,096	113 741 1,639 1,176	26 427 1,113 1,080	8 182 760 886	1 80 439 622	— 25 214 390	1 6 75 214	— 2 18 96	— 1 5 36	— — 1 8	
GREENWICH Total Tenements—19,702. Tenements of less than Five Rooms—10,877.	1 2 3 4	1,375 2,552 2,990 3,960	739 365 108 54	388 821 662 448	157 596 688 656	66 404 525 685	16 210 395 641	5 97 281 552	1 42 181 405	2 12 88 265	1 3 43 144	— 2 14 74	— — 3 22	— — 2 14	
HACKNEY Total Tenements—48,794. Tenements of less than Five Rooms—29,089.	1 2 3 4	4,827 7,211 9,387 7,664	2,308 719 329 105	1,450 2,250 2,091 906	679 1,795 2,299 1,313	292 1,183 1,709 1,449	71 672 1,218 1,275	18 356 853 1,016	7 154 462 671	1 57 273 466	— 14 100 262	1 7 37 130	— 4 10 53	— — 6 18	
HAMMERSMITH Total Tenements—25,810. Tenements of less than Five Rooms—15,505.	1 2 3 4	2,698 4,389 4,919 3,499	1,315 477 191 64	817 1,256 1,055 467	358 1,019 1,121 595	146 745 951 623	44 464 645 529	14 247 464 440	1 116 263 313	3 44 141 233	— 16 61 142	— 4 19 67	— 1 8 18	— — — 8	
HAMPSTEAD Total Tenements—16,998. Tenements of less than Five Rooms— 7,178.	1 2 3 4	1,096 2,331 2,331 1,420	633 339 125 24	286 622 531 216	125 579 569 266	33 368 422 292	12 207 289 207	4 129 192 178	2 55 118 113	— 20 53 63	1 10 22 34	— 1 9 19	— 1 — 6	— — 1 2	
HOLBORN Total Tenements—13,790. Tenements of less than Five Rooms—10,772.	1 2 3 4	3,725 3,834 2,224 989	1,330 436 152 71	1,128 863 442 192	608 758 406 180	355 651 378 150	192 491 302 126	80 323 216 88	27 192 148 62	3 79 106 58	1 33 39 31	1 7 22 17	— 1 8 8	— — 5 6	
ISLINGTON Total Tenements—79,129. Tenements of less than Five Rooms—55,801.	1 2 3 4	12,955 18,934 14,379 9,533	5,062 1,204 430 117	4,577 5,084 2,982 975	2,014 4,684 3,375 1,577	925 3,507 2,730 1,766	273 2,303 1,882 1,665	74 1,233 1,318 1,306	22 624 873 885	6 258 461 604	1 87 205 339	1 23 92 176	— 6 22 81	— 1 9 42	
KENSINGTON Total Tenements—38,349. Tenements of less than Five Rooms—21,115.	1 2 3 4	5,695 7,776 4,757 2,887	2,346 792 280 73	1,925 1,788 844 338	811 1,643 893 471	419 1,345 818 518	146 999 644 460	39 656 514 359	7 335 370 286	2 143 221 179	— 52 123 110	— 18 36 61	— 5 6 25	— 8 — 7	
LAMBETH Total Tenements—70,887. Tenements of less than Five Rooms—44,495.	1 2 3 4	10,058 12,311 12,120 10,006	4,550 1,204 483 162	3,250 3,554 2,684 1,332	1,456 2,869 2,809 1,842	587 2,141 2,191 1,853	155 1,364 1,598 1,630	41 699 1,126 1,207	12 322 682 893	3 116 330 569	3 30 144 300	1 9 51 150	— 2 17 51	— 1 5 17	
LEWISHAM Total Tenements—27,791. Tenements of less than Five Rooms— 8,561.	1 2 3 4	970 1,720 2,490 3,381	631 340 153 91	209 587 665 613	94 392 692 747	26 233 428 590	8 92 248 510	1 52 172 365	1 11 75 240	— 9 37 120	— 2 16 65	— 1 3 21	— 1 — 13	— — 1 6	

COUNTY OF LONDON—continued.

TABLE 20.—TOTAL TENEMENTS, and TENEMENTS of less than FIVE ROOMS, distinguishing those OCCUPIED by VARIOUS NUMBERS of PERSONS, in the CITY of LONDON and in the METROPOLITAN BOROUGHs, 1901—continued.

METROPOLITAN BOROUGHs.	Rooms in Tenement.	Tenements of less than Five Rooms.	PERSONS PER TENEMENT.											
			1.	2.	3.	4.	5.	6.	7.	8.	9.	10.	11.	12 or more.
PADDINGTON	1	5,035	2,461	1,539	625	276	98	29	5	2	—	—	—	—
Total Tenements—33,661.	2	6,668	727	1,728	1,505	1,123	724	444	265	109	35	8	—	—
Tenements of less than Five Rooms—21,815.	3	6,548	275	1,522	1,539	1,258	812	535	326	166	83	18	10	4
	4	3,564	83	419	697	726	592	398	306	166	85	55	23	14
POPLAR	1	3,935	1,435	1,313	721	321	109	32	3	1	—	—	—	—
Total Tenements—35,787.	2	6,450	375	1,866	1,608	1,182	690	446	191	62	23	6	1	—
Tenements of less than Five Rooms—26,216.	3	8,270	186	1,418	1,767	1,539	1,218	969	607	328	165	50	18	5
	4	7,561	69	600	1,163	1,242	1,257	1,088	901	606	334	204	76	21
ST. MARYLEBONE	1	8,312	3,641	2,619	1,140	582	234	72	16	5	3	—	—	—
Total Tenements—31,623.	2	8,246	785	1,980	1,747	1,415	1,020	685	366	170	55	19	4	—
Tenements of less than Five Rooms—22,947.	3	4,185	268	705	815	701	605	454	280	192	107	27	22	9
	4	2,204	90	320	357	370	305	277	167	146	86	54	20	12
ST. PANCRAs	1	13,417	5,317	4,522	2,017	992	393	131	33	9	2	—	—	1
Total Tenements—37,045.	2	16,827	1,101	4,048	3,773	3,075	2,188	1,414	743	323	117	32	10	3
Tenements of less than Five Rooms—45,023.	3	9,410	300	1,787	1,953	1,790	1,334	936	617	388	191	83	21	10
	4	5,369	83	545	825	950	875	733	554	364	239	122	50	29
SHOREDITCH	1	6,705	2,042	2,358	1,318	678	216	73	12	5	3	—	—	—
Total Tenements—27,031.	2	7,509	317	1,488	1,769	1,496	1,136	694	380	155	48	21	4	1
Tenements of less than Five Rooms—22,940.	3	5,102	84	572	819	889	865	759	532	313	175	64	21	9
	4	3,624	28	224	381	550	601	592	483	354	237	104	43	27
SOUTHWARK	1	9,896	3,646	3,544	1,729	727	201	35	10	1	1	2	—	—
Total Tenements—47,808.	2	12,480	561	3,058	3,113	2,456	1,686	965	414	160	49	13	5	—
Tenements of less than Five Rooms—39,612.	3	10,211	184	1,528	1,943	2,013	1,742	1,246	796	448	215	65	22	9
	4	7,025	54	527	948	1,196	1,171	1,067	880	602	342	170	53	15
STEPNEY	1	13,282	3,081	4,273	2,879	1,734	824	309	131	37	11	1	1	1
Total Tenements—61,113.	2	15,690	586	2,864	3,067	2,842	2,403	1,798	1,126	577	278	92	40	17
Tenements of less than Five Rooms—49,182.	3	11,926	188	1,424	1,862	1,803	1,891	1,664	1,243	882	511	278	112	68
	4	8,284	79	571	939	1,170	1,270	1,169	1,028	870	561	337	163	127
STOKE NEWINGTON	1	894	517	238	103	28	6	2	—	—	—	—	—	—
Total Tenements—11,824.	2	1,600	190	542	416	217	126	66	27	9	4	2	1	—
Tenements of less than Five Rooms—5,813.	3	1,885	88	562	539	336	167	100	46	29	9	6	2	1
	4	1,434	32	232	312	291	233	157	94	53	17	7	6	—
WANDSWORTH	1	2,039	1,249	508	297	60	9	2	2	1	—	—	—	1
Total Tenements—49,756.	2	3,591	616	1,250	848	510	225	104	24	11	2	—	1	—
Tenements of less than Five Rooms—21,052.	3	7,458	341	1,857	1,844	1,409	907	571	314	141	49	17	5	3
	4	7,964	158	1,153	1,520	1,503	1,307	953	630	393	204	99	31	13
WESTMINSTER, CITY OF	1	7,546	3,673	2,274	943	421	160	57	14	2	—	—	—	—
Total Tenements—41,244.	2	9,635	1,269	2,782	2,207	1,531	940	496	256	103	37	10	3	1
Tenements of less than Five Rooms—26,668.	3	6,279	462	1,178	1,349	1,076	902	583	387	214	89	25	8	6
	4	3,208	171	448	550	574	557	333	228	175	99	40	20	13
WOOLWICH	1	1,724	816	575	232	79	19	2	1	—	—	—	—	—
Total Tenements—24,585.	2	3,378	287	1,222	960	523	221	124	30	6	5	—	—	—
Tenements of less than Five Rooms—14,017.	3	4,094	131	1,067	1,061	747	496	310	169	71	32	7	3	—
	4	4,821	60	548	830	937	831	647	426	300	152	60	21	9

TABLE 21.—TOTAL TENEMENTS, and TENEMENTS of less than FIVE ROOMS, distinguishing those OCCUPIED by VARIOUS NUMBERS of PERSONS, in RURAL DISTRICTS.

(There being no Rural Districts in London this Table is not required.)

COUNTY OF LONDON—continued.

TABLE 22.—AGGREGATE NUMBERS of MARRIAGES, BIRTHS, and DEATHS registered in each REGISTRATION DISTRICT during the INTERCENSAL PERIOD 1891—1901; INCREASE or DECREASE of POPULATION compared with DIFFERENCE between BIRTHS and DEATHS.

NOTE.—The last two columns of this Table show how the increase or decrease of population in each District is the result of the difference between births and deaths and the balance of migration. For comparative purposes the value of the figures in these two columns is, however, seriously affected by the deaths occurring in large hospitals situated in certain Districts.

REGISTRATION DISTRICTS.*		POPULATION.*		Registered from 1st April, 1891, to 31st March, 1901.			In- crease (+) or De- crease (-) of Popu- lation.	Excess of Births over Deaths (+) or of Deaths over Births (-).	Gain (+) or Loss (-) by Migration.
		1891.	1901.	MAR- RIAGES.	BIRTHS.	DEATHS.			
TOTAL...		4,211,743	4,520,971	390,079	1,329,428	838,454	+ 309,228	+490,974	-181,746
1A	Paddington ...	117,846	127,328	11,204	29,660	21,777	+ 9,482	+ 7,883	+ 1,599
1B	Kensington ...	166,308	173,073	15,822	36,641	31,794	+ 6,765	+ 4,847	+ 1,918
2	Fulham ...	188,878	249,219	17,730	70,168	39,424	+ 60,341	+ 30,744	+29,597
3	Chelsea ...	96,253	93,549	9,904	25,889	19,357	- 2,704	+ 6,532	- 9,236
4	St. George, Hanover Sq.	134,138	129,061	13,546	26,638	25,759	- 5,077	+ 879	- 5,956
5	Westminster ...	37,312	33,081	4,625	7,694	5,023	- 4,231	+ 2,671	- 6,902
6	St. Marylebone...	142,404	132,295	14,602	42,430	23,991	- 10,109	+ 18,439	-28,548
7	Hampstead ...	68,416	82,329	5,134	15,089	12,540	+ 13,913	+ 2,549	+11,364
8	St. Pancras ...	234,379	234,912	22,063	69,202	48,305	+ 533	+ 20,897	-20,364
9	Islington ...	319,143	335,238	28,883	96,555	58,158	+ 16,095	+ 38,397	-22,302
10	Hackney ...	229,542	253,291	19,188	70,710	43,182	+ 23,749	+ 27,528	- 3,779
11	St. Giles ...	39,782	34,534	3,820	10,824	6,412	- 5,248	+ 4,412	- 9,660
12	Strand ...	27,516	20,323	3,459	4,569	7,581	- 7,193	- 3,012	- 4,181
13	Holborn ...	141,920	130,533	12,741	48,063	26,326	- 11,387	+ 21,737	-33,124
14	London City ...	38,320	27,535	5,638	5,281	10,964	- 10,785	- 5,683	- 5,102
15	Shoreditch ...	124,009	117,706	11,118	43,218	28,370	- 6,303	+ 14,848	-21,151
16	Bethnal Green ...	129,132	129,727	13,476	47,892	26,796	+ 595	+ 21,096	-20,501
17	Whitechapel ...	74,462	78,656	4,677	30,924	24,518	+ 4,194	+ 6,406	- 2,212
18	St. George in the East...	45,795	49,068	2,716	20,148	10,352	+ 3,273	+ 9,796	- 6,523
19	Stepney ...	57,376	58,106	4,095	19,511	12,902	+ 730	+ 6,609	- 5,879
20	Mile End Old Town ...	107,592	112,565	16,064	42,114	20,409	+ 4,973	+ 21,645	-16,672
21	Poplar ...	166,748	168,886	14,566	59,302	37,287	+ 2,138	+ 22,015	-19,877
22	Southwark ...	202,693	206,136	29,092	71,242	37,081	+ 3,443	+ 34,161	-30,718
23	St. Olave, Southwark ...	136,660	131,121	9,873	48,523	32,704	- 5,539	+ 15,819	-21,358
24	Lambeth ...	275,203	298,951	23,294	92,982	56,971	+ 23,748	+ 36,011	-12,263
25	Wandsworth ...	307,500	403,107	26,175	101,074	53,859	+ 95,607	+ 47,215	+48,392
26	Camberwell ...	235,344	259,425	17,851	74,431	47,772	+ 24,081	+ 26,659	- 2,578
27	Greenwich ...	165,413	184,563	11,575	55,347	33,867	+ 19,150	+ 21,480	- 2,330
28	Lewisham ...	94,335	135,564	7,124	27,048	15,393	+ 41,229	+ 11,655	+29,574
29	Woolwich ...	107,324	131,089	9,934	36,239	19,520	+ 23,765	+ 16,739	+ 7,026

* The Populations shown in this Table, both for 1891 and 1901, are those of the Districts as they existed in 1891, and throughout the period during which the Births and Deaths were registered. The Populations of the Districts as altered on 1st April, 1901, in consequence of changes in the Areas of Parishes or Unions under the provisions of the London Government Act, 1899, are given in Table 12.

COUNTY OF LONDON—continued.

TABLE 22A.—DIVISIONS of the LONDON SCHOOL BOARD DISTRICT.—HOUSES and POPULATION 1901.

DIVISIONS.	HOUSES, 1901.				POPULATION, 1901.		
	Inhabited.	Uninhabited.		Building.	Persons.	Males.	Females.
		In Occupation.	Not in Occupation.				
LONDON SCHOOL BOARD DISTRICT (co-extensive with the Administrative County of London)	571,768	24,098	15,971	4,624	4,536,541	2,142,085	2,394,456
CITY OF LONDON DIVISION (Municipal City)	3,865	5,762	437	166	26,923	13,825	13,098
CHELSEA DIVISION :— Fulham, and Hammersmith Civil Parishes; and parts of Chelsea, Kensington, Paddington, St. George Hanover Square, and St. Margaret and St. John Civil Parishes	67,208	1,696	2,448	443	515,841	227,608	288,233
FINSBURY DIVISION :— Charterhouse, Furnival's Inn, Glasshouse Yard, Gray's Inn, St. Sepulchre, and Staple Inn Civil Parishes; the Liberties of the Rolls, and of Saffron Hill, Hatton Garden, Ely Rents, and Ely Place; and parts of Clerkenwell, Hackney, Holborn St. Andrew above the Bars with St. George the Martyr, Islington, Lincoln's Inn, St. Clement Danes, St. Giles-in-the-Fields and St. George Bloomsbury, St. Luke, St. Martin-in-the-Fields, St. Pancras, Shoreditch, and Stoke Newington Civil Parishes	60,634	3,586	1,391	178	551,167	263,239	287,928
GREENWICH DIVISION :— Charlton and Kidbrooke, Eltham, Greenwich, Lee, Plumstead, St. Nicholas Deptford, and Woolwich Civil Parishes; and parts of Camberwell, Lewisham, Rotherhithe, and St. Paul Deptford Civil Parishes	71,039	956	1,918	1,388	451,216	219,512	231,704
HACKNEY DIVISION :— Parts of Bethnal Green, Bow, Hackney, Islington, Mile End Old Town, Mile End New Town, Norton Folgate, St. Luke, Shoreditch, Spitalfields, Stoke Newington, and Whitechapel Civil Parishes	57,370	2,051	1,050	175	466,431	222,213	244,218
LAMBETH, EAST, DIVISION :— Parts of Bermondsey, Camberwell, Lambeth, Lewisham, Newington, Rotherhithe, St. George the Martyr Southwark, and St. Paul Deptford Civil Parishes	49,782	868	898	213	381,597	183,764	197,833
LAMBETH, WEST, DIVISION :— Battersea, Clapham, Putney, Streatham, Tooting Graveney, and Wandsworth Civil Parishes; and parts of Camberwell, Christchurch Southwark, Lambeth, Newington, and St. George the Martyr Southwark Civil Parishes	102,726	1,669	3,086	1,452	702,058	327,947	374,111
MARYLEBONE DIVISION :— Hampstead, and St. Marylebone Civil Parishes; and parts of Clerkenwell, Holborn St. Andrew above the Bars, with St. George the Martyr, Islington, Kensington, Paddington, St. Giles in the Fields and St. George Bloomsbury, and St. Pancras Civil Parishes	63,456	2,504	2,219	301	576,864	256,690	320,174

COUNTY OF LONDON—continued.

TABLE 22A.—DIVISIONS of the LONDON SCHOOL BOARD DISTRICT.—HOUSES and POPULATION 1901—continued.

DIVISIONS.	HOUSES, 1901.				POPULATION, 1901.		
	Inhabited.	Uninhabited.		Building.	Persons.	Males.	Females.
		In-Occupation.	Not in Occupation.				
SOUTHWARK DIVISION :— Horsleydown, St. Olave and St. Thomas Southwark and St. Saviour Southwark Civil Parishes; and parts of Bermondsey, Camberwell, Christchurch Southwark, Lambeth, Rotherhithe, St. George the Martyr Southwark, and St. Paul Deptford Civil Parishes	23,455	1,148	641	41	215,085	107,711	107,374
TOWER HAMLETS DIVISION :— Bromley, Limehouse, Old Artillery Ground, Poplar, Ratcliff, St. Botolph (without) Aldgate, St. George-in-the-East, Shadwell, and Wapping Civil Parishes; the Tower of London; and parts of Bethnal Green, Bow, Hackney, Mile End New Town, Mile End Old Town, Norton Folgate, Shoreditch, Spitalfields, and Whitechapel Civil Parishes	53,973	1,423	879	113	467,259	235,405	231,854
WESTMINSTER DIVISION :— St. Anne within the Liberty of Westminster, St. James Westminster, St. Mary-le-Strand, and St. Paul Covent Garden, Civil Parishes; the Precinct of the Savoy, and the Close of the Collegiate Church of St. Peter; and parts of Chelsea, Kensington, Lincoln's Inn, Paddington, St. Clement Danes, St. George Hanover Square, St. Giles-in-the-Fields and St. George Bloomsbury, St. Margaret and St. John, St. Martin-in-the-Fields, and St. Pancras Civil Parishes	18,260	2,435	1,004	154	182,100	84,171	97,929

NOTE.—By Orders in Council, confirming schemes under the Local Government Act, 1899, the outer limits of the London School Board District were made identical with those of the Administrative County, but the interior boundaries of its Divisions do not appear to have been affected by the numerous parochial changes under the Act. It follows that, although most of the School Board Divisions were originally made up of entire Civil Parishes, several Parishes now extend into two or more Divisions.

COUNTY OF LONDON—continued.

TABLE 22B.—METROPOLITAN and CITY of LONDON POLICE DISTRICTS.—AREA; INHABITED HOUSES and POPULATION 1891 and 1901.

	AREA in Statute Acres.	INHABITED HOUSES.		POPULATION.	
		1891.	1901.	1891.	1901.
METROPOLITAN AND CITY OF LONDON POLICE DISTRICTS *	443,419	789,408	928,008	5,633,806	6,581,372
METROPOLITAN POLICE DISTRICT	442,746	784,069	924,143	5,596,104	6,554,449
CITY OF LONDON POLICE DISTRICT	673	5,339	3,865	37,702	26,923
THE METROPOLITAN POLICE DISTRICT includes:					
ADMINISTRATIVE COUNTY OF LONDON (exclusive of the City of London)	74,166	541,807	567,903	4,190,615	4,509,618
ADMINISTRATIVE COUNTY OF MIDDLESEX	148,700	92,811	135,420	542,894	792,316
And the following Civil Parishes in the ADMINISTRATIVE COUNTIES OF:—					
SURREY :—Addington, Banstead, Barnes, Beddington, Carshalton, Cheam, Chessington, Coombe, Coulsdon, Croydon†, Cuddington, East Molesey, Epsom, Ewell, Farley, Ham, Hook, Kew, Kingston-upon-Thames, Long Ditton, Malden, Merton, Mitcham, Morden, Mortlake, New Malden, North Sheen, Petersham, Richmond, Sanderstead, Surbiton, Sutton, Thames Ditton, Tolworth, Wallington, Warlingham, West Molesey, Wimbledon, and Woodmansterne.	80,077	53,005	71,677	295,759	384,529
KENT :—Beckenham, Bexley, Bromley, Chislehurst, Crayford, Downe, East Wickham, Erith, Farnborough, Foots Cray, Hayes, Keston, Mottingham, North Cray, Penge, Orpington, St. Mary Cray, St. Paul's Cray, and West Wickham.	43,276	20,963	27,528	117,121	151,066
ESSEX :—Barking, Buckhurst Hill, Cann Hall, Chigwell, Chingford, Dagenham, East Ham, Ilford, Loughton, Low Leyton, Waltham Abbey, Walthamstow, Wanstead, West Ham,‡ and Woodford St. Mary.	60,436	68,448	112,716	413,679	672,184
HERTFORD :—Aldenham, Arkley, Barnet Vale, Bushey Rural, Bushey Urban, Cheshunt, Chipping Barnet, East Barnet, Elstree, Hadley, Monken Hadley, Northaw, Ridge, Shenley, South Mimms Urban, and Totteridge.	36,091	7,035	8,899	36,036	44,736

* Corresponding with the "Greater London" of the Registrar General's Weekly Return. The figures for the Administrative County of London are as finally revised, but those for the areas outside its limits are subject to possible correction, as the detailed analysis of the returns for such areas for various processes has not yet been completed.

† This Parish forms the County Borough of Croydon.

‡ This Parish forms the County Borough of West Ham.

COUNTY OF LONDON—continued.

TABLE 22C.—DISTRICT within the JURISDICTION of the CENTRAL CRIMINAL COURT as defined by the Act 4 and 5 Will. 4, Cap. 36.—AREA; INHABITED HOUSES and POPULATION 1891 and 1901.

	AREA IN STATUTE ACRES.	INHABITED HOUSES.		POPULATION.	
		1891.	1901.	1891.	1901.
CENTRAL CRIMINAL COURT DISTRICT* ...	269,148	721,574	838,110	5,260,680	6,101,664
CITY OF LONDON	673	5,339	3,865	37,702	26,923
ADMINISTRATIVE COUNTIES OF:—					
LONDON (exclusive of the City of London) ...	74,166	541,807	567,903	4,190,615	4,509,618
MIDDLESEX	148,700	92,811	135,420	542,894	792,316
SURREY, part of, viz.:—Barnes, Kew, Merton, Mortlake, North Sheen, Richmond, and Wimbledon Civil Parishes	9,336	12,615	17,808	70,040	95,064
KENT, part of, viz.:—Mottingham and Penge Civil Parishes	1,412	3,510	3,992	21,412	23,797
ESSEX, part of, viz.:—Barking, Cann Hall, Chingford, East Ham, Ilford, Low Leyton, Walthamstow, Wanstead, West Ham, and Woodford St. Mary Civil Parishes	33,893	64,501	107,857	393,085	647,522
HERTFORD, part of, viz.:—Hadley, Monken Hadley, and South Mimms Urban Civil Parishes	968	991	1,265	4,932	6,424

* See latter part of Note * to Table 22a.

TABLE 22D.—METROPOLITAN AREAS defined for various purposes.—HOUSES and POPULATION 1891 and 1901.

	AREA IN STATUTE ACRES.	INHABITED HOUSES.		POPULATION.	
		1891.	1901.	1891.	1901.
ADMINISTRATIVE COUNTY OF LONDON, co-extensive with REGISTRATION LONDON and with the LONDON SCHOOL BOARD DISTRICT	74,839	547,146	571,768	4,228,317	4,536,541
GREATER LONDON* (see Table 22b)	443,419	789,408	928,008	5,633,806	6,581,372
CENTRAL CRIMINAL COURT DISTRICT* (see Table 22c)	269,148	721,574	838,110	5,260,680	6,101,664

* See latter part of Note * to Table 22a.

COUNTY OF LONDON—continued.

TABLE 24.—AGES of PERSONS, MALES and FEMALES, in the CITY of LONDON and in the METROPOLITAN BOROUGHs, 1901.

Boroughs.	ALL AGES.	Under 5 Years.					100 and upwards.																									
		1-	2-	3-	4-	5-	10-	13-	14-	15-	16-	17-	18-	19-	20-	21-	25-	30-	35-	40-	45-	50-	55-	60-	65-	70-	75-	80-	85-	90-	95-	
CITY of LONDON	P. 36,923	316	287	288	329	312	1,379	1,137	409	556	613	644	649	746	881	3,295	2,497	1,891	1,447	1,413	1,251	886	776	533	329	294	83	23	3	2	—	
	M. 18,825	174	159	157	185	178	763	620	314	352	400	389	396	472	577	1,801	1,409	1,068	919	802	669	479	348	238	165	139	65	15	3	—	—	
BATTERSEA	P. 108,997	4,431	4,001	4,071	4,005	3,839	10,171	8,250	3,294	3,262	3,319	3,428	3,428	3,428	3,428	12,787	15,319	13,029	11,711	10,265	8,794	5,006	3,503	2,368	1,841	923	367	119	14	4	1	
	M. 51,719	2,410	2,160	2,160	2,000	1,888	5,010	4,071	1,767	1,767	1,767	1,767	1,767	1,767	1,767	6,402	7,881	6,402	5,402	4,402	3,402	2,402	1,402	903	645	329	110	14	4	1	—	
BERMONDSEY	P. 130,730	3,735	3,229	3,229	3,229	3,158	8,771	7,703	2,757	2,757	2,757	2,757	2,757	2,757	2,757	10,883	13,029	10,883	9,083	7,283	5,483	3,683	2,483	1,683	1,083	683	283	83	21	2	1	
	M. 63,131	1,880	1,680	1,680	1,680	1,616	4,184	3,616	1,384	1,384	1,384	1,384	1,384	1,384	1,384	5,483	6,483	5,483	4,483	3,483	2,483	1,483	983	683	383	183	63	16	2	1	—	
BETHNAL GREEN	P. 129,680	3,882	3,413	3,413	3,413	3,348	8,873	7,703	2,757	2,757	2,757	2,757	2,757	2,757	2,757	10,883	13,029	10,883	9,083	7,283	5,483	3,683	2,483	1,683	1,083	683	283	83	21	2	1	—
	M. 63,380	1,940	1,740	1,740	1,680	1,616	4,184	3,616	1,384	1,384	1,384	1,384	1,384	1,384	1,384	5,483	6,483	5,483	4,483	3,483	2,483	1,483	983	683	383	183	63	16	2	1	—	
CAMBERWELL	P. 250,329	6,265	5,814	5,814	5,814	5,632	14,091	12,269	4,091	4,091	4,091	4,091	4,091	4,091	4,091	16,091	19,269	16,091	13,269	10,447	8,625	6,803	4,981	3,159	1,337	915	493	271	65	1	1	—
	M. 122,967	3,132	2,681	2,681	2,681	2,519	6,402	5,402	2,000	2,000	2,000	2,000	2,000	2,000	2,000	7,402	8,402	7,402	6,402	5,402	4,402	3,402	2,402	1,402	902	402	202	102	25	5	1	—
CHELSEA	P. 73,842	1,256	1,217	1,252	1,217	1,103	3,132	2,537	1,001	1,001	1,001	1,001	1,001	1,001	1,001	3,132	3,132	3,132	2,132	1,132	1,132	1,132	1,132	1,132	1,132	1,132	1,132	1,132	1,132	1,132	1,132	1,132
	M. 32,588	633	615	630	615	574	1,402	1,103	333	333	333	333	333	333	333	1,103	1,103	1,103	1,103	1,103	1,103	1,103	1,103	1,103	1,103	1,103	1,103	1,103	1,103	1,103	1,103	1,103
DEPTFORD	P. 110,208	2,894	2,504	2,504	2,504	2,401	6,068	5,147	1,767	1,767	1,767	1,767	1,767	1,767	1,767	6,068	7,147	6,068	5,147	4,226	3,305	2,384	1,463	942	621	300	113	32	3	1	—	
	M. 53,913	1,474	1,281	1,281	1,281	1,210	3,031	2,504	833	833	833	833	833	833	833	2,504	2,504	2,504	2,504	2,504	2,504	2,504	2,504	2,504	2,504	2,504	2,504	2,504	2,504	2,504	2,504	2,504
FINSBURY	P. 101,465	2,792	2,331	2,331	2,331	2,284	6,116	5,269	1,767	1,767	1,767	1,767	1,767	1,767	1,767	6,116	7,269	6,116	5,269	4,348	3,427	2,506	1,585	1,064	543	222	81	21	3	1	—	
	M. 49,533	1,408	1,146	1,146	1,146	1,130	3,132	2,537	1,001	1,001	1,001	1,001	1,001	1,001	1,001	3,132	3,132	3,132	2,132	1,132	1,132	1,132	1,132	1,132	1,132	1,132	1,132	1,132	1,132	1,132	1,132	1,132
FULHAM	P. 137,280	4,013	3,457	3,457	3,457	3,375	8,919	7,414	2,504	2,504	2,504	2,504	2,504	2,504	2,504	8,919	10,414	8,919	7,414	6,493	5,572	4,651	3,730	2,809	1,888	967	446	140	15	1	1	—
	M. 62,657	1,984	1,766	1,766	1,766	1,638	4,013	3,457	1,250	1,250	1,250	1,250	1,250	1,250	1,250	4,013	4,013	4,013	3,457	2,809	2,161	1,513	965	617	354	184	66	13	1	1	—	
GREENWICH	P. 36,770	2,308	2,109	2,109	2,109	2,068	5,501	4,670	1,501	1,501	1,501	1,501	1,501	1,501	1,501	5,501	6,670	5,501	4,670	3,749	2,828	1,907	1,386	965	543	222	81	21	3	1	—	
	M. 17,035	1,225	1,080	1,080	1,080	1,037	2,713	2,213	763	763	763	763	763	763	763	2,213	2,213	2,213	2,213	2,213	2,213	2,213	2,213	2,213	2,213	2,213	2,213	2,213	2,213	2,213	2,213	2,213
HACKNEY	P. 219,272	5,380	4,700	4,700	4,700	4,611	12,511	10,138	3,411	3,411	3,411	3,411	3,411	3,411	3,411	12,511	14,611	12,511	10,138	8,265	6,392	4,519	2,646	1,773	900	441	140	15	1	1	—	
	M. 101,189	2,633	2,309	2,309	2,309	2,212	5,501	4,670	1,501	1,501	1,501	1,501	1,501	1,501	1,501	5,501	6,670	5,501	4,670	3,749	2,828	1,907	1,386	965	543	222	81	21	3	1	—	
HAMMER-SMITH	P. 112,220	2,619	2,280	2,280	2,280	2,277	6,068	5,147	1,767	1,767	1,767	1,767	1,767	1,767	1,767	6,068	7,147	6,068	5,147	4,226	3,305	2,384	1,463	942	621	300	113	32	3	1	—	
	M. 50,325	1,382	1,173	1,173	1,173	1,165	3,031	2,504	833	833	833	833	833	833	833	2,504	2,504	2,504	2,504	2,504	2,504	2,504	2,504	2,504	2,504	2,504	2,504	2,504	2,504	2,504	2,504	2,504
HAMPSTEAD	P. 81,942	1,282	1,238	1,238	1,238	1,205	3,132	2,537	1,001	1,001	1,001	1,001	1,001	1,001	1,001	3,132	3,132	3,132	2,132	1,132	1,132	1,132	1,132	1,132	1,132	1,132	1,132	1,132	1,132	1,132	1,132	1,132
	M. 31,088	619	587	587	587	558	1,402	1,103	333	333	333	333	333	333	333	1,103	1,103	1,103	1,103	1,103	1,103	1,103	1,103	1,103	1,103	1,103	1,103	1,103	1,103	1,103	1,103	1,103
HOLBORN	P. 59,405	1,065	965	877	938	900	2,285	1,989	674	674	674	674	674	674	674	2,285	2,285	2,285	1,989	1,689	1,389	989	689	389	289	189	89	39	9	4	1	—
	M. 29,916	539	483	437	491	461	1,111	941	311	311	311	311	311	311	311	941	941	941	841	741	641	541	441	341	241	141	41	11	4	1	—	
ISLINGTON	P. 331,501	8,030	7,001	7,001	7,001	6,814	16,091	13,269	4,091	4,091	4,091	4,091	4,091	4,091	4,091	16,091	19,269	16,091	13,269	10,447	8,625	6,803	4,981	3,159	1,337	915	493	271	65	1	1	—
	M. 159,250	4,013	3,457	3,457	3,457	3,375	8,919	7,414	2,504	2,504	2,504	2,504	2,504	2,504	2,504	8,919	10,414	8,919	7,414	6,493	5,572	4,651	3,730	2,809	1,888	967	446	140	15	1	1	—
KENSINGTON	P. 176,628	2,660	2,354	2,354	2,354	2,286	6,068	5,147	1,767	1,767	1,767	1,767	1,767	1,767	1,767	6,068	7,147	6,068	5,147	4,226	3,305	2,384	1,463	942	621	300	113	32	3	1	—	
	M. 80,684	1,360	1,287	1,287	1,287	1,251	3,031	2,504	833	833	833	833	833	833	833	2,504	2,504	2,504	2,504	2,504	2,504	2,504	2,504	2,504	2,504	2,504	2,504	2,504	2,504	2,504	2,504	2,504
LAMBETH	P. 201,803	7,295	6,507	6,507	6,507	6,336	14,091	12,269	4,091	4,091	4,091	4,091	4,091	4,091	4,091	14,091	16,269	14,091	12,269	10,447	8,625	6,803	4,981	3,159	1,337	915	493	271	65	1	1	—
	M. 102,706	3,654	3,168	3,168	3,168	3,084	7,703	6,402	2,000	2,000	2,000	2,000	2,000	2,000	2,000	7,703	9,269	7,703	6,402	5,402	4,402	3,402	2,402	1,402	902	402	202	102	25	5	1	—

COUNTY OF LONDON—continued.

TABLE 24.—AGES of PERSONS, MALES and FEMALES, in the CITY of LONDON and in the METROPOLITAN BOROUGHs, 1901—continued.

Boroughs.	All Ages.	Under 1 Year.	1-2	2-3	3-4	4-5	5-6	6-10	10-13	13-14	14-15	15-16	16-17	17-18	18-19	19-20	20-21	21-25	25-30	30-35	35-40	40-45	45-50	50-55	55-60	60-65	65-70	70-75	75-80	80-85	85-90	90-95	100 and upwards.																																																																																																																																																																																																																																																																																																																																																																																																																																								
LEWISHAM	P. 17,405 M. 16,719 F. 10,716	2,862 1,470 1,415	2,695 1,370 1,295	2,671 1,372 1,329	2,632 1,325 1,329	2,605 1,300 1,300	2,578 1,273 1,273	2,551 1,243 1,243	2,524 1,215 1,215	2,497 1,187 1,187	2,470 1,160 1,160	2,443 1,133 1,133	2,416 1,106 1,106	2,389 1,079 1,079	2,362 1,052 1,052	2,335 1,025 1,025	2,308 998 998	2,281 971 971	2,254 944 944	2,227 917 917	2,200 890 890	2,173 863 863	2,146 836 836	2,119 809 809	2,092 782 782	2,065 755 755	2,038 728 728	2,011 701 701	1,984 674 674	1,957 647 647	1,930 620 620	1,903 593 593	1,876 566 566																																																																																																																																																																																																																																																																																																																																																																																																																																								
PADDINGTON	P. 14,976 M. 14,626 F. 8,230	2,895 1,480 1,415	2,868 1,453 1,415	2,841 1,426 1,415	2,814 1,399 1,415	2,787 1,372 1,415	2,760 1,345 1,415	2,733 1,318 1,415	2,706 1,291 1,415	2,679 1,264 1,415	2,652 1,237 1,415	2,625 1,210 1,415	2,598 1,183 1,415	2,571 1,156 1,415	2,544 1,129 1,415	2,517 1,102 1,415	2,490 1,075 1,415	2,463 1,048 1,415	2,436 1,021 1,415	2,409 994 1,415	2,382 967 1,415	2,355 940 1,415	2,328 913 1,415	2,301 886 1,415	2,274 859 1,415	2,247 832 1,415	2,220 805 1,415	2,193 778 1,415	2,166 751 1,415	2,139 724 1,415	2,112 697 1,415	2,085 670 1,415	2,058 643 1,415	2,031 616 1,415	2,004 589 1,415	1,977 562 1,415	1,950 535 1,415	1,923 508 1,415	1,896 481 1,415	1,869 454 1,415	1,842 427 1,415	1,815 400 1,415	1,788 373 1,415	1,761 346 1,415	1,734 319 1,415	1,707 292 1,415	1,680 265 1,415	1,653 238 1,415	1,626 211 1,415	1,599 184 1,415	1,572 157 1,415	1,545 130 1,415	1,518 103 1,415	1,491 76 1,415	1,464 49 1,415	1,437 22 1,415	1,410 -5 1,415	1,383 -32 1,415	1,356 -59 1,415	1,329 -86 1,415	1,302 -113 1,415	1,275 -140 1,415	1,248 -167 1,415	1,221 -194 1,415	1,194 -221 1,415	1,167 -248 1,415	1,140 -275 1,415	1,113 -302 1,415	1,086 -329 1,415	1,059 -356 1,415	1,032 -383 1,415	1,005 -410 1,415	978 -437 1,415	951 -464 1,415	924 -491 1,415	897 -518 1,415	870 -545 1,415	843 -572 1,415	816 -599 1,415	789 -626 1,415	762 -653 1,415	735 -680 1,415	708 -707 1,415	681 -734 1,415	654 -761 1,415	627 -788 1,415	600 -815 1,415	573 -842 1,415	546 -869 1,415	519 -896 1,415	492 -923 1,415	465 -950 1,415	438 -977 1,415	411 -1,004 1,415	384 -1,031 1,415	357 -1,058 1,415	330 -1,085 1,415	303 -1,112 1,415	276 -1,139 1,415	249 -1,166 1,415	222 -1,193 1,415	195 -1,220 1,415	168 -1,247 1,415	141 -1,274 1,415	114 -1,301 1,415	87 -1,328 1,415	60 -1,355 1,415	33 -1,382 1,415	6 -1,409 1,415	-21 -1,436 1,415	-48 -1,463 1,415	-75 -1,490 1,415	-102 -1,517 1,415	-129 -1,544 1,415	-156 -1,571 1,415	-183 -1,598 1,415	-210 -1,625 1,415	-237 -1,652 1,415	-264 -1,679 1,415	-291 -1,706 1,415	-318 -1,733 1,415	-345 -1,760 1,415	-372 -1,787 1,415	-399 -1,814 1,415	-426 -1,841 1,415	-453 -1,868 1,415	-480 -1,895 1,415	-507 -1,922 1,415	-534 -1,949 1,415	-561 -1,976 1,415	-588 -2,003 1,415	-615 -2,030 1,415	-642 -2,057 1,415	-669 -2,084 1,415	-696 -2,111 1,415	-723 -2,138 1,415	-750 -2,165 1,415	-777 -2,192 1,415	-804 -2,219 1,415	-831 -2,246 1,415	-858 -2,273 1,415	-885 -2,300 1,415	-912 -2,327 1,415	-939 -2,354 1,415	-966 -2,381 1,415	-993 -2,408 1,415	-1,020 -2,435 1,415	-1,047 -2,462 1,415	-1,074 -2,489 1,415	-1,101 -2,516 1,415	-1,128 -2,543 1,415	-1,155 -2,570 1,415	-1,182 -2,597 1,415	-1,209 -2,624 1,415	-1,236 -2,651 1,415	-1,263 -2,678 1,415	-1,290 -2,705 1,415	-1,317 -2,732 1,415	-1,344 -2,759 1,415	-1,371 -2,786 1,415	-1,398 -2,813 1,415	-1,425 -2,840 1,415	-1,452 -2,867 1,415	-1,479 -2,894 1,415	-1,506 -2,921 1,415	-1,533 -2,948 1,415	-1,560 -2,975 1,415	-1,587 -3,002 1,415	-1,614 -3,029 1,415	-1,641 -3,056 1,415	-1,668 -3,083 1,415	-1,695 -3,110 1,415	-1,722 -3,137 1,415	-1,749 -3,164 1,415	-1,776 -3,191 1,415	-1,803 -3,218 1,415	-1,830 -3,245 1,415	-1,857 -3,272 1,415	-1,884 -3,299 1,415	-1,911 -3,326 1,415	-1,938 -3,353 1,415	-1,965 -3,380 1,415	-1,992 -3,407 1,415	-2,019 -3,434 1,415	-2,046 -3,461 1,415	-2,073 -3,488 1,415	-2,100 -3,515 1,415	-2,127 -3,542 1,415	-2,154 -3,569 1,415	-2,181 -3,596 1,415	-2,208 -3,623 1,415	-2,235 -3,650 1,415	-2,262 -3,677 1,415	-2,289 -3,704 1,415	-2,316 -3,731 1,415	-2,343 -3,758 1,415	-2,370 -3,785 1,415	-2,397 -3,812 1,415	-2,424 -3,839 1,415	-2,451 -3,866 1,415	-2,478 -3,893 1,415	-2,505 -3,920 1,415	-2,532 -3,947 1,415	-2,559 -3,974 1,415	-2,586 -4,001 1,415	-2,613 -4,028 1,415	-2,640 -4,055 1,415	-2,667 -4,082 1,415	-2,694 -4,109 1,415	-2,721 -4,136 1,415	-2,748 -4,163 1,415	-2,775 -4,190 1,415	-2,802 -4,217 1,415	-2,829 -4,244 1,415	-2,856 -4,271 1,415	-2,883 -4,298 1,415	-2,910 -4,325 1,415	-2,937 -4,352 1,415	-2,964 -4,379 1,415	-2,991 -4,406 1,415	-3,018 -4,433 1,415	-3,045 -4,460 1,415	-3,072 -4,487 1,415	-3,099 -4,514 1,415	-3,126 -4,541 1,415	-3,153 -4,568 1,415	-3,180 -4,595 1,415	-3,207 -4,622 1,415	-3,234 -4,649 1,415	-3,261 -4,676 1,415	-3,288 -4,703 1,415	-3,315 -4,730 1,415	-3,342 -4,757 1,415	-3,369 -4,784 1,415	-3,396 -4,811 1,415	-3,423 -4,838 1,415	-3,450 -4,865 1,415	-3,477 -4,892 1,415	-3,504 -4,919 1,415	-3,531 -4,946 1,415	-3,558 -4,973 1,415	-3,585 -5,000 1,415	-3,612 -5,027 1,415	-3,639 -5,054 1,415	-3,666 -5,081 1,415	-3,693 -5,108 1,415	-3,720 -5,135 1,415	-3,747 -5,162 1,415	-3,774 -5,189 1,415	-3,801 -5,216 1,415	-3,828 -5,243 1,415	-3,855 -5,270 1,415	-3,882 -5,297 1,415	-3,909 -5,324 1,415	-3,936 -5,351 1,415	-3,963 -5,378 1,415	-3,990 -5,405 1,415	-4,017 -5,432 1,415	-4,044 -5,459 1,415	-4,071 -5,486 1,415	-4,098 -5,513 1,415	-4,125 -5,540 1,415	-4,152 -5,567 1,415	-4,179 -5,594 1,415	-4,206 -5,621 1,415	-4,233 -5,648 1,415	-4,260 -5,675 1,415	-4,287 -5,702 1,415	-4,314 -5,729 1,415	-4,341 -5,756 1,415	-4,368 -5,783 1,415	-4,395 -5,810 1,415	-4,422 -5,837 1,415	-4,449 -5,864 1,415	-4,476 -5,891 1,415	-4,503 -5,918 1,415	-4,530 -5,945 1,415	-4,557 -5,972 1,415	-4,584 -6,000 1,415	-4,611 -6,027 1,415	-4,638 -6,054 1,415	-4,665 -6,081 1,415	-4,692 -6,108 1,415	-4,719 -6,135 1,415	-4,746 -6,162 1,415	-4,773 -6,189 1,415	-4,800 -6,216 1,415	-4,827 -6,243 1,415	-4,854 -6,270 1,415	-4,881 -6,297 1,415	-4,908 -6,324 1,415	-4,935 -6,351 1,415	-4,962 -6,378 1,415	-4,989 -6,405 1,415	-5,016 -6,432 1,415	-5,043 -6,459 1,415	-5,070 -6,486 1,415	-5,097 -6,513 1,415	-5,124 -6,540 1,415	-5,151 -6,567 1,415	-5,178 -6,594 1,415	-5,205 -6,621 1,415	-5,232 -6,648 1,415	-5,259 -6,675 1,415	-5,286 -6,702 1,415	-5,313 -6,729 1,415	-5,340 -6,756 1,415	-5,367 -6,783 1,415	-5,394 -6,810 1,415	-5,421 -6,837 1,415	-5,448 -6,864 1,415	-5,475 -6,891 1,415	-5,502 -6,918 1,415	-5,529 -6,945 1,415	-5,556 -6,972 1,415	-5,583 -7,000 1,415	-5,610 -7,027 1,415	-5,637 -7,054 1,415	-5,664 -7,081 1,415	-5,691 -7,108 1,415	-5,718 -7,135 1,415	-5,745 -7,162 1,415	-5,772 -7,189 1,415	-5,799 -7,216 1,415	-5,826 -7,243 1,415	-5,853 -7,270 1,415	-5,880 -7,297 1,415	-5,907 -7,324 1,415	-5,934 -7,351 1,415	-5,961 -7,378 1,415	-5,988 -7,405 1,415	-6,015 -7,432 1,415	-6,042 -7,459 1,415	-6,069 -7,486 1,415	-6,096 -7,513 1,415	-6,123 -7,540 1,415	-6,150 -7,567 1,415	-6,177 -7,594 1,415	-6,204 -7,621 1,415	-6,231 -7,648 1,415	-6,258 -7,675 1,415	-6,285 -7,702 1,415	-6,312 -7,729 1,415	-6,339 -7,756 1,415	-6,366 -7,783 1,415	-6,393 -7,810 1,415	-6,420 -7,837 1,415	-6,447 -7,864 1,415	-6,474 -7,891 1,415	-6,501 -7,918 1,415	-6,528 -7,945 1,415	-6,555 -7,972 1,415	-6,582 -8,000 1,415	-6,609 -8,027 1,415	-6,636 -8,054 1,415	-6,663 -8,081 1,415	-6,690 -8,108 1,415	-6,717 -8,135 1,415	-6,744 -8,162 1,415	-6,771 -8,189 1,415	-6,798 -8,216 1,415	-6,825 -8,243 1,415	-6,852 -8,270 1,415	-6,879 -8,297 1,415	-6,906 -8,324 1,415	-6,933 -8,351 1,415	-6,960 -8,378 1,415	-6,987 -8,405 1,415	-7,014 -8,432 1,415	-7,041 -8,459 1,415	-7,068 -8,486 1,415	-7,095 -8,513 1,415	-7,122 -8,540 1,415	-7,149 -8,567 1,415	-7,176 -8,594 1,415	-7,203 -8,621 1,415	-7,230 -8,648 1,415	-7,257 -8,675 1,415	-7,284 -8,702 1,415	-7,311 -8,729 1,415	-7,338 -8,756 1,415	-7,365 -8,783 1,415	-7,392 -8,810 1,415	-7,419 -8,837 1,415	-7,446 -8,864 1,415	-7,473 -8,891 1,415	-7,500 -8,918 1,415	-7,527 -8,945 1,415	-7,554 -8,972 1,415	-7,581 -9,000 1,415	-7,608 -9,027 1,415	-7,635 -9,054 1,415	-7,662 -9,081 1,415	-7,689 -9,108 1,415	-7,716 -9,135 1,415	-7,743 -9,162 1,415	-7,770 -9,189 1,415	-7,797 -9,216 1,415	-7,824 -9,243 1,415	-7,851 -9,270 1,415	-7,878 -9,297 1,415	-7,905 -9,324 1,415	-7,932 -9,351 1,415	-7,959 -9,378 1,415	-7,986 -9,405 1,415	-8,013 -9,432 1,415	-8,040 -9,459 1,415	-8,067 -9,486 1,415	-8,094 -9,513 1,415	-8,121 -9,540 1,415	-8,148 -9,567 1,415	-8,175 -9,594 1,415	-8,202 -9,621 1,415	-8,229 -9,648 1,415	-8,256 -9,675 1,415	-8,283 -9,702 1,415	-8,310 -9,729 1,415	-8,337 -9,756 1,415	-8,364 -9,783 1,415	-8,391 -9,810 1,415	-8,418 -9,837 1,415	-8,445 -9,864 1,415	-8,472 -9,891 1,415	-8,499 -9,918 1,415	-8,526 -9,945 1,415	-8,553 -9,972 1,415	-8,580 -10,000 1,415	-8,607 -10,027 1,415	-8,634 -10,054 1,415	-8,661 -10,081 1,415	-8,688 -10,108 1,415	-8,715 -10,135 1,415	-8,742 -10,162 1,415	-8,769 -10,189 1,415	-8,796 -10,216 1,415	-8,823 -10,243 1,415	-8,850 -10,270 1,415	-8,877 -10,297 1,415	-8,904 -10,324 1,415	-8,931 -10,351 1,415	-8,958 -10,378 1,415	-8,985 -10,405 1,415	-9,012 -10,432 1,415	-9,039 -10,459 1,415	-9,066 -10,486 1,415	-9,093 -10,513 1,415	-9,120 -10,540 1,415	-9,147 -10,567 1,415	-9,174 -10,594 1,415	-9,201 -10,621 1,415	-9,228 -10,648 1,415	-9,255 -10,675 1,415	-9,282 -10,702 1,415	-9,309 -10,729 1,415	-9,336 -10,756 1,415	-9,363 -10,783 1,415	-9,390 -10,810

COUNTY OF LONDON—continued.

TABLE 26.—AGES of PERSONS, MALES and FEMALES, in those REGISTRATION DISTRICTS which are not co-extensive with METROPOLITAN BOROUGHs, 1901.

NOTE.—The following Registration Districts are co-extensive with Metropolitan Boroughs of the same names:—1, Puddington, 14, Kensington, 3, Chelsea, 6, St. Mary-above, 7, Hampstead, 8, St. Pancras, 9, Islington, 10, Shoreditch, 16, Bethnal Green, 21, Poplar, 22, Southwark, 23, St. Olave Southwark (Borough of Bermondsey), 24, Lambeth, and 26, Camberwell. The Figures for these are given in Table 24.

Registration District.	All Ages.	1 Year.	1-2	3-4	Under 5 years.	19	20	21	25	30	35	40	45	50	55	60	65	70	75	80	85	90	95	100 and upward.
2. FULHAM	(P. 219,028 M. 117,780 F. 101,248)	5,837 3,991 1,846	5,707 3,861 1,846	5,632 3,786 1,846	29,915 14,907 15,008	11,202 5,601 5,601	4,029 2,015 2,014	4,730 2,365 2,365	4,531 2,265 2,265	10,320 5,160 5,160	12,385 6,192 6,192	9,910 4,955 4,955	7,355 3,677 3,677	5,900 2,950 2,950	3,473 1,736 1,736	2,758 1,379 1,379	1,618 809 809	770 385 385	225 112 112	48	7			
4. ST. GEORGE HANOVER SQUARE	(P. 198,226 M. 97,531 F. 100,695)	5,907 3,961 1,946	5,796 3,851 1,945	5,682 3,751 1,931	29,915 14,907 15,008	11,202 5,601 5,601	4,029 2,014 2,015	4,730 2,365 2,365	4,531 2,265 2,265	10,320 5,160 5,160	12,385 6,192 6,192	9,910 4,955 4,955	7,355 3,677 3,677	5,900 2,950 2,950	3,473 1,736 1,736	2,758 1,379 1,379	1,618 809 809	770 385 385	225 112 112	48	7			
5. WEST- MINSTER	(P. 33,081 M. 16,540 F. 16,541)	543 253 290	543 253 290	543 253 290	2,511 1,255 1,256	1,255 627 628	417 208 209	533 266 267	333 166 167	1,014 507 507	1,255 627 628	910 455 455	688 344 344	533 266 267	333 166 167	253 126 127	166 83 83	44 22 22	13	1				
10. HACKNEY	(P. 270,519 M. 135,259 F. 135,260)	6,410 3,205 3,205	6,325 3,162 3,163	6,240 3,120 3,120	29,915 14,907 15,008	11,202 5,601 5,601	4,029 2,014 2,015	4,730 2,365 2,365	4,531 2,265 2,265	10,320 5,160 5,160	12,385 6,192 6,192	9,910 4,955 4,955	7,355 3,677 3,677	5,900 2,950 2,950	3,473 1,736 1,736	2,758 1,379 1,379	1,618 809 809	770 385 385	225 112 112	48	7			
11. ST. GILES	(P. 31,426 M. 15,713 F. 15,713)	501 250 251	455 227 228	440 220 220	2,161 1,080 1,081	1,080 540 540	413 206 207	533 266 267	333 166 167	1,014 507 507	1,255 627 628	910 455 455	688 344 344	533 266 267	333 166 167	253 126 127	166 83 83	44 22 22	13	1				
12. STRAND	(P. 21,674 M. 10,837 F. 10,837)	280 140 140	273 136 137	266 133 133	1,309 654 655	654 327 327	372 186 187	533 266 267	333 166 167	1,014 507 507	1,255 627 628	910 455 455	688 344 344	533 266 267	333 166 167	253 126 127	166 83 83	44 22 22	13	1				
13. HOLBORN	(P. 128,001 M. 63,991 F. 64,010)	3,277 1,638 1,639	3,236 1,619 1,619	3,195 1,597 1,597	14,854 7,427 7,427	7,427 3,713 3,714	2,672 1,336 1,337	3,446 1,723 1,724	3,277 1,638 1,639	7,427 3,713 3,714	8,653 4,326 4,327	6,541 3,270 3,271	5,031 2,515 2,516	3,920 1,960 1,961	2,465 1,232 1,233	1,597 798 799	954 477 478	280 140 140	133 66 67	11	1			
14. LONDON CITY	(P. 71,264 M. 35,632 F. 35,632)	285 142 143	262 131 131	250 125 125	1,571 785 786	785 392 393	402 201 202	533 266 267	333 166 167	1,014 507 507	1,255 627 628	910 455 455	688 344 344	533 266 267	333 166 167	253 126 127	166 83 83	44 22 22	13	1				
17. WHITE- CHAPEL	(P. 78,708 M. 39,354 F. 39,354)	2,021 1,010 1,011	1,915 957 958	1,868 934 935	10,303 5,151 5,152	5,151 2,575 2,576	1,429 714 715	1,445 722 723	1,445 722 723	3,713 1,856 1,857	4,326 2,163 2,164	3,270 1,635 1,636	2,515 1,257 1,258	1,960 980 981	1,232 616 617	798 399 400	477 238 239	280 140 140	133 66 67	11	1			
18. ST. GEORGE IN THE EAST	(P. 49,068 M. 24,531 F. 24,537)	1,615 783 830	1,570 745 824	1,526 712 812	7,269 3,631 3,638	3,631 1,815 1,816	980 490 491	1,087 543 544	918 459 460	1,154 579 580	1,405 702 703	1,065 532 533	807 403 404	603 301 302	408 204 205	268 134 135	168 84 85	103 51 52	51	1				
19. STEPNEY	(P. 57,567 M. 28,639 F. 28,928)	1,704 874 830	1,581 792 789	1,507 750 757	7,882 3,941 3,940	3,941 1,970 1,971	1,067 533 534	1,180 590 591	1,100 550 551	1,472 736 737	1,722 861 862	1,292 646 647	987 493 494	736 368 369	500 250 251	320 160 161	201 100 101	129 64 65	59	1				
20. MILK- END OLD TOWN	(P. 112,827 M. 54,825 F. 58,002)	3,317 1,658 1,659	3,285 1,643 1,642	3,253 1,626 1,627	17,579 8,789 8,790	8,789 4,394 4,395	2,219 1,109 1,110	2,287 1,143 1,144	2,287 1,143 1,144	5,581 2,790 2,791	6,428 3,214 3,215	4,828 2,414 2,415	3,683 1,841 1,842	2,865 1,432 1,433	2,163 1,081 1,082	1,581 790 791	987 493 494	646 323 324	324	1				
25. WANDS- WORTH	(P. 60,941 M. 30,455 F. 30,486)	9,713 4,968 4,745	8,869 4,531 4,338	8,784 4,391 4,392	44,880 22,440 22,440	22,440 11,220 11,220	7,657 3,828 3,829	7,735 3,869 3,870	7,735 3,869 3,870	19,169 9,584 9,585	22,440 11,220 11,220	18,145 9,072 9,073	13,972 6,986 6,987	10,829 5,414 5,415	8,258 4,129 4,130	6,468 3,234 3,235	4,968 2,484 2,485	3,245 1,622 1,623	2,484	1				
27. GREEN- WICH	(P. 135,031 M. 66,521 F. 68,510)	4,706 2,353 2,353	4,619 2,311 2,308	4,531 2,265 2,265	20,116 10,058 10,058	10,058 5,029 5,029	3,401 1,700 1,701	3,604 1,802 1,803	3,485 1,742 1,743	4,045 2,022 2,023	4,619 2,311 2,312	3,604 1,802 1,803	2,865 1,432 1,433	2,163 1,081 1,082	1,581 790 791	987 493 494	646 323 324	324	1					
28. LEWISHAM	(P. 134,721 M. 66,360 F. 68,361)	3,104 1,552 1,552	2,794 1,397 1,397	2,706 1,353 1,353	14,203 7,101 7,102	7,101 3,550 3,551	2,241 1,120 1,121	2,241 1,120 1,121	2,241 1,120 1,121	5,581 2,790 2,791	6,428 3,214 3,215	4,828 2,414 2,415	3,683 1,841 1,842	2,865 1,432 1,433	2,163 1,081 1,082	1,581 790 791	987 493 494	646 323 324	324	1				
29. WOOL- WICH	(P. 131,080 M. 65,040 F. 66,040)	3,513 1,756 1,756	3,102 1,551 1,551	3,007 1,503 1,503	15,297 7,648 7,649	7,648 3,824 3,825	2,307 1,153 1,154	2,307 1,153 1,154	2,307 1,153 1,154	5,581 2,790 2,791	6,428 3,214 3,215	4,828 2,414 2,415	3,683 1,841 1,842	2,865 1,432 1,433	2,163 1,081 1,082	1,581 790 791	987 493 494	646 323 324	324	1				

COUNTY OF LONDON—continued.

TABLE 27.—CONDITION as to MARRIAGE, and AGES of PERSONS, MALES and FEMALES, in the COUNTY of LONDON, 1901.

	ALL AGES.	Under 15 Years.	15-	16-	17-	18-	19-	20-	21-	25-	35-	45-	55-	65-	75-
UNMARRIED	P. 2,006,436 M. 1,292,594 F. 1,403,842	1,357,874 675,970 681,904	84,478 41,588 42,878	86,622 41,455 45,167	87,151 40,745 46,406	90,270 42,143 48,127	88,640 42,186 46,454	86,331 41,182 45,149	283,316 137,835 145,481	306,172 146,633 159,539	114,066 48,654 65,412	57,657 23,083 34,574	31,534 11,491 20,043	15,879 4,837 11,042	5,661 1,240 4,421
MARRIED	P. 1,570,400 M. 777,363 F. 793,037	— — —	10 — 10	24 3 21	178 14 164	1,150 183 967	3,282 387 2,895	8,694 567 8,027	98,614 36,060 62,554	490,625 227,655 262,970	443,858 224,176 219,682	298,615 157,202 141,413	157,690 88,458 69,241	55,535 31,148 24,387	11,257 7,378 3,879
WIDOWED	P. 269,845 M. 72,128 F. 197,517	— — —	— — —	2 — 2	— — —	6 2 4	22 5 17	64 14 50	897 207 690	12,084 3,110 8,974	33,142 14,948 18,194	57,255 24,948 32,307	70,457 31,600 38,857	61,361 24,343 37,018	29,028 10,416 18,612

TABLE 28.—CONDITION as to MARRIAGE, and AGES of PERSONS, MALES and FEMALES, in the CITY OF LONDON and in the METROPOLITAN BOROUGH, 1901.

	ALL AGES.	Under 15 Years.	15-	16-	17-	18-	19-	20-	21-	25-	35-	45-	55-	65-	75-	85 and upwards.
CITY OF LONDON.																
UNMARRIED	P. 17,351 M. 9,282 F. 8,069	5,303 2,845 2,458	613 400 213	643 389 254	649 386 263	740 408 332	845 467 378	856 485 371	3,019 1,699 1,320	2,940 1,469 1,471	891 412 479	463 195 268	235 86 149	112 31 81	38 8 30	4 2 2
MARRIED	P. 7,783 M. 4,163 F. 3,620	— — —	— — —	1 — 1	— — —	6 4 2	12 5 7	24 12 12	270 104 169	1,869 921 948	2,408 1,298 1,138	1,820 1,031 786	965 562 403	341 298 133	68 43 25	6 5 1
WIDOWED	P. 1,784 M. 389 F. 1,404	— — —	— — —	— — —	— — —	— — —	— — —	1 — 1	6 1 5	79 17 62	244 41 203	381 92 289	474 119 355	400 77 323	181 32 149	18 1 17
BATTERSEA.																
UNMARRIED	P. 97,707 M. 48,614 F. 49,093	56,163 27,982 28,181	3,302 1,963 1,339	3,319 1,969 1,350	3,154 1,531 1,623	3,140 1,509 1,631	3,052 1,512 1,540	2,819 1,468 1,351	8,970 4,769 4,201	8,707 4,490 4,217	2,742 1,259 1,483	1,296 592 704	615 181 434	320 69 251	123 15 108	15 1 14
MARRIED	P. 62,951 M. 30,912 F. 31,939	— — —	— — —	— — —	8 2 6	40 3 37	134 28 106	308 81 227	3,777 1,389 2,388	20,067 9,202 10,865	18,207 8,109 10,098	12,079 6,339 5,740	6,040 3,400 2,640	1,851 1,081 770	322 206 116	18 12 6
WIDOWED	P. 8,349 M. 2,223 F. 6,126	— — —	— — —	— — —	— — —	— — —	— — —	1 — 1	40 12 28	374 114 260	1,057 298 759	1,833 509 1,324	2,282 603 1,679	1,781 448 1,333	875 215 660	105 24 81
BERMONDSEY.																
UNMARRIED	P. 77,298 M. 39,994 F. 37,274	45,977 22,950 23,027	2,693 1,355 1,338	2,696 1,325 1,371	2,596 1,289 1,307	2,641 1,319 1,322	2,474 1,288 1,186	2,183 1,138 1,045	6,478 3,651 2,827	5,777 3,331 2,446	2,111 1,239 872	937 551 386	487 243 244	195 78 117	67 16 51	6 1 5
MARRIED	P. 45,820 M. 22,803 F. 23,017	— — —	— — —	1 — 1	3 — 3	32 5 27	132 24 108	306 70 236	3,180 1,217 1,963	14,280 6,773 7,507	12,771 6,326 6,445	8,508 4,542 3,966	4,679 2,572 2,107	1,563 908 655	260 161 99	5 5 —
WIDOWED	P. 7,672 M. 2,337 F. 5,335	— — —	— — —	1 — 1	— — —	— — —	— — —	2 1 1	25 6 19	354 112 242	994 321 673	1,007 501 1,106	2,070 637 1,433	1,711 476 1,235	803 235 568	105 28 77
BETHNAL GREEN.																
UNMARRIED	P. 77,189 M. 38,890 F. 38,299	47,076 23,622 23,554	2,727 1,329 1,398	2,711 1,350 1,361	2,673 1,244 1,429	2,621 1,181 1,440	2,477 1,215 1,262	2,254 1,111 1,143	6,332 3,403 2,929	5,056 2,847 2,209	1,744 919 825	806 418 388	399 194 205	231 94 137	68 29 39	14 4 10
MARRIED	P. 44,808 M. 22,383 F. 22,425	— — —	— — —	— — —	3 — 3	42 6 36	111 15 96	308 89 219	3,718 1,428 2,290	14,720 7,008 7,712	12,062 6,181 5,881	8,137 4,236 3,911	4,062 2,256 1,806	1,412 856 556	313 191 112	10 6 4
WIDOWED	P. 7,593 M. 2,237 F. 5,356	— — —	— — —	— — —	— — —	— — —	— — —	2 — 2	35 8 27	354 103 251	891 321 570	1,069 501 1,106	1,906 634 1,272	1,677 476 1,101	638 289 349	119 28 91
CAMBERWELL.																
UNMARRIED	P. 153,449 M. 71,199 F. 79,250	83,655 41,855 41,800	5,285 2,639 2,645	5,264 2,517 2,747	5,156 2,490 2,666	5,141 2,429 2,712	4,892 2,298 2,594	4,619 2,235 2,384	14,766 7,243 7,523	14,644 6,915 7,729	5,009 2,041 2,968	2,460 838 1,622	1,362 414 948	825 212 613	319 53 265	52 9 43
MARRIED	P. 90,757 M. 44,752 F. 46,005	— — —	— — —	— — —	11 — 11	44 8 36	143 21 122	418 102 316	5,153 1,889 3,264	27,982 12,967 14,915	25,637 12,821 12,816	17,844 9,274 8,570	9,505 5,246 4,259	3,329 1,954 1,375	668 424 244	33 29 7
WIDOWED	P. 15,133 M. 4,666 F. 11,067	— — —	— — —	— — —	— — —	— — —	— — —	1 — 1	43 14 29	597 185 412	1,710 802 1,283	3,094 1,089 2,282	3,966 1,089 2,897	3,564 967 2,597	1,892 522 1,369	282 46 223
CHELSEA.																
UNMARRIED	P. 44,355 M. 19,480 F. 24,875	17,662 8,970 8,692	1,088 536 552	1,103 535 568	1,192 518 674	1,350 576 774	1,365 581 784	1,460 579 881	5,307 2,146 3,161	7,262 2,569 4,693	2,893 952 1,941	1,504 585 919	1,059 478 581	681 355 326	249 93 156	30 7 23
MARRIED	P. 23,301 M. 11,136 F. 11,865	— — —	— — —	— — —	5 — 5	18 6 12	43 9 34	96 27 69	1,167 422 745	6,657 2,928 3,729	6,086 3,344 2,742	4,730 2,448 2,282	2,694 1,199 1,495	962 577 375	226 162 74	17 14 3
WIDOWED	P. 6,186 M. 1,912 F. 4,274	— — —	— — —	— — —	— — —	— — —	— — —	— — —	13 2 11	236 44 192	699 155 544	1,181 293 888	1,512 490 1,022	1,003 393 1,013	820 393 427	122 35 87

COUNTY OF LONDON—continued.

TABLE 28.—CONDITION as to MARRIAGE, and AGES of PERSONS, MALES and FEMALES, in the CITY OF LONDON and in the METROPOLITAN BOROUGHs, 1901—continued.

	ALL AGES.	Under 15 Years.	15-	16-	17-	18-	19-	20-	21-	25-	35-	45-	55-	65-	75-	85and up- wards.
DEPTFORD.																
UNMARRIED	P. 64,677 M. 32,191 F. 32,486	36,328 18,193 18,135	2,148 1,083 1,065	2,230 1,135 1,065	2,123 1,081 1,042	2,270 1,116 1,154	2,050 1,012 1,038	1,922 951 971	5,965 3,121 2,864	5,910 2,963 2,947	2,026 913 1,113	890 362 528	485 172 313	229 78 151	71 8 63	10 1 9
MARRIED	P. 40,219 M. 19,831 F. 20,386	— — —	— — —	— — —	2 — 2	30 4 26	79 14 63	199 46 153	2,530 938 1,572	12,728 5,916 6,812	11,348 5,709 5,639	7,585 3,369 3,626	4,015 2,229 1,780	1,899 804 565	287 183 101	17 11 6
WIDOWED	P. 5,502 M. 1,589 F. 3,913	— — —	— — —	— — —	— — —	— — —	— — —	1 — 1	16 5 11	238 77 161	658 213 445	1,124 328 796	1,496 411 1,085	1,288 364 924	590 167 423	91 24 67
FINSBURY.																
UNMARRIED	P. 59,654 M. 30,692 F. 28,962	33,310 16,329 16,981	2,077 1,071 1,006	2,014 1,069 1,005	2,112 1,049 1,063	2,096 1,066 1,030	1,903 958 945	1,765 932 833	5,391 2,988 2,403	5,234 3,103 2,181	1,992 1,127 865	997 538 459	443 193 259	202 82 139	64 16 48	4 1 3
MARRIED	P. 35,599 M. 17,634 F. 17,965	— — —	1 — 1	— — —	7 1 6	43 11 32	91 17 74	264 67 197	2,628 964 1,634	11,047 5,140 5,907	10,329 5,247 5,081	6,818 3,621 3,197	3,261 1,871 1,390	970 594 376	139 89 50	2 2 —
WIDOWED	P. 6,210 M. 1,594 F. 4,616	— — —	— — —	— — —	— — —	— — —	— — —	1 — 1	17 5 12	299 76 223	901 220 681	1,527 469 1,118	1,685 432 1,253	1,232 395 927	491 135 356	57 12 45
FULHAM.																
UNMARRIED	P. 78,575 M. 37,754 F. 40,821	45,934 22,817 23,117	2,425 1,206 1,219	2,441 1,223 1,218	2,399 1,144 1,235	2,430 1,165 1,265	2,259 1,081 1,175	2,106 1,011 1,095	6,730 3,223 3,507	7,051 3,295 3,846	2,583 1,007 1,576	1,196 413 783	551 163 388	328 67 261	126 24 102	16 2 14
MARRIED	P. 51,388 M. 25,146 F. 26,242	— — —	— — —	3 1 2	2 — 2	26 4 22	101 14 87	272 59 213	3,264 1,186 2,078	17,745 8,090 9,655	15,289 7,744 9,655	9,107 4,825 7,336	4,003 2,285 1,718	1,296 745 551	276 184 92	13 9 4
WIDOWED	P. 7,326 M. 1,732 F. 5,594	— — —	— — —	— — —	— — —	— — —	1 — 1	3 1 2	21 1 29	408 94 314	964 246 718	1,575 492 1,173	1,919 441 1,478	1,620 390 1,299	713 178 535	102 29 73
GREENWICH.																
UNMARRIED	P. 57,771 M. 29,643 F. 28,128	31,609 16,298 15,311	1,901 999 902	1,848 921 927	1,735 854 881	1,936 1,025 910	2,046 1,182 864	1,914 1,073 841	5,657 3,068 2,589	5,371 2,698 2,673	1,911 865 1,046	918 364 554	532 199 333	271 96 175	104 29 75	18 1 17
MARRIED	P. 32,839 M. 16,361 F. 16,478	— — —	— — —	2 — 2	3 1 2	27 3 24	67 8 59	175 49 126	1,929 709 1,220	10,144 4,735 5,389	9,166 4,634 4,512	6,310 3,280 3,030	3,442 1,948 1,494	1,256 751 505	305 195 119	13 8 5
WIDOWED	P. 5,160 M. 1,629 F. 3,531	— — —	— — —	— — —	— — —	— — —	— — —	— — —	15 5 10	202 65 137	535 167 368	923 294 629	1,262 383 879	1,282 419 872	815 254 561	126 51 75
HACKNEY.																
UNMARRIED	P. 130,526 M. 60,478 F. 70,048	66,934 33,969 33,965	4,293 2,013 2,250	4,486 2,043 2,443	4,491 2,074 2,417	4,479 1,933 2,546	4,328 1,929 2,399	4,223 1,833 2,390	13,851 6,344 7,507	13,587 5,894 7,593	4,871 1,733 3,118	2,506 827 1,679	1,387 390 997	784 293 581	296 65 231	40 8 32
MARRIED	P. 76,109 M. 37,517 F. 38,592	— — —	— — —	— — —	4 — 4	39 7 32	146 20 126	390 94 296	4,691 1,690 3,031	23,943 11,233 12,690	20,881 10,533 10,348	14,461 7,495 6,966	7,841 4,279 3,562	3,013 1,721 1,292	604 434 230	36 21 15
WIDOWED	P. 12,637 M. 3,194 F. 9,443	— — —	— — —	— — —	— — —	— — —	— — —	— — 3	33 8 25	523 146 377	1,405 339 1,046	2,498 602 1,896	3,356 837 2,519	3,002 770 1,172	1,584 412 173	233 60 173
HAMMER-SMITH.																
UNMARRIED	P. 65,620 M. 31,334 F. 34,286	33,493 16,512 16,981	1,974 930 1,044	2,133 998 1,135	2,111 969 1,151	2,057 909 1,148	2,150 992 1,158	2,037 1,000 1,037	6,745 3,496 3,249	7,145 3,473 3,672	2,818 1,176 1,662	1,441 534 885	837 237 600	457 85 372	191 27 164	31 3 23
MARRIED	P. 40,015 M. 19,836 F. 20,179	— — —	— — —	1 — 1	2 — 2	21 1 29	77 14 63	225 62 163	2,548 972 1,576	12,501 5,809 6,692	11,177 5,644 5,533	7,530 3,937 3,363	4,255 2,369 1,886	1,375 842 533	290 177 113	13 9 4
WIDOWED	P. 6,604 M. 1,524 F. 5,080	— — —	— — —	— — —	— — —	— — —	1 1 1	1 — 1	21 5 16	274 57 217	812 197 615	1,446 330 1,116	1,699 397 1,302	1,455 344 1,111	792 174 618	103 19 84
HAMPSTEAD.																
UNMARRIED	P. 52,957 M. 18,739 F. 34,198	18,591 8,892 9,699	1,395 556 839	1,415 486 929	1,531 542 1,039	1,833 629 1,213	1,828 573 1,251	2,012 639 1,373	7,575 2,334 5,241	9,990 2,685 7,305	3,612 836 2,776	1,658 338 1,320	870 156 714	394 62 332	173 33 140	32 5 27
MARRIED	P. 24,534 M. 11,980 F. 12,554	— — —	— — —	— — —	4 1 3	8 2 6	35 3 32	80 15 65	1,035 357 678	7,087 3,986 4,001	7,287 3,669 3,678	4,931 2,369 2,371	2,720 1,515 1,295	1,075 636 439	257 185 72	15 11 4
WIDOWED	P. 4,451 M. 949 F. 3,502	— — —	— — —	— — —	— — —	— — —	— — —	— — —	11 4 7	207 49 167	523 84 439	852 168 684	1,123 219 904	1,099 272 827	533 128 405	103 34 69
HOLBORN.																
UNMARRIED	P. 35,825 M. 18,341 F. 17,284	13,414 6,657 6,757	968 492 476	987 487 509	1,084 539 545	1,221 611 619	1,242 695 637	1,207 694 603	4,370 2,147 2,223	5,955 3,183 2,772	2,703 1,399 1,304	1,492 917 575	809 516 293	294 149 145	74 34 40	5 1 4
MARRIED	P. 19,333 M. 9,723 F. 9,610	— — —	— — —	3 1 2	6 1 5	28 4 24	56 12 44	111 21 99	1,122 364 758	5,834 2,665 3,269	5,627 2,923 2,704	3,676 2,001 1,625	2,002 1,188 814	633 411 222	131 79 52	4 3 1
WIDOWED	P. 4,247 M. 1,225 F. 3,022	— — —	— — —	— — —	— — —	— — —	3 2 1	2 1 1	20 4 16	262 47 215	648 165 483	1,061 338 768	1,096 296 758	820 266 554	307 192 295	28 7 21

COUNTY OF LONDON—continued.

TABLE 28.—CONDITION as to MARRIAGE, and AGES of PERSONS, MALES and FEMALES, in the CITY of LONDON and in the METROPOLITAN BOROUGHES, 1901—continued.

	ALL AGES.	Under 15 Years.	15-	16-	17-	18-	19-	20-	21-	25-	35-	45-	55-	65-	75-	85 and up-wards.
ISLINGTON.																
UNMARRIED	P. 193,314 M. 93,376 F. 99,938	97,891 49,125 48,766	6,040 2,943 3,097	6,182 3,041 3,141	6,430 3,038 3,392	6,298 2,972 3,326	6,415 3,070 3,345	6,200 3,061 3,139	20,443 10,289 10,154	21,454 10,367 11,087	7,854 3,274 4,580	4,065 1,508 2,557	2,375 799 1,576	1,180 316 864	423 66 357	64 6 58
MARRIED	P. 121,022 M. 60,033 F. 60,989	— — —	2 — 2	4 1 3	16 3 13	84 16 68	228 43 185	627 141 486	7,633 2,808 4,825	38,796 18,235 20,561	33,339 16,854 16,485	22,772 11,880 10,892	12,373 6,950 5,423	4,252 2,492 1,760	875 577 298	51 35 16
WIDOWED	P. 20,655 M. 5,379 F. 15,276	— — —	— — —	— — —	— — —	— — —	2 — 2	3 — 1	64 15 49	794 211 583	2,439 624 1,815	4,310 1,123 3,187	5,463 1,368 4,095	4,839 1,314 3,525	2,351 923 1,428	390 97 293
KENSINGTON.																
UNMARRIED	P. 110,882 M. 49,488 F. 70,394	40,048 19,631 20,417	2,828 1,223 1,605	3,189 1,275 1,914	3,472 1,232 2,240	3,514 1,280 2,234	3,774 1,392 2,382	3,823 1,349 2,474	14,431 4,306 10,125	20,038 5,082 14,956	8,017 1,844 6,173	4,049 824 3,225	2,151 426 1,725	1,081 216 865	397 69 328	70 9 61
MARRIED	P. 53,629 M. 26,133 F. 27,496	— — —	1 — 1	2 — 2	6 — 6	35 4 31	116 27 89	248 79 178	2,744 985 1,759	14,401 6,320 8,081	15,278 7,339 7,939	11,505 5,902 5,603	6,325 3,563 2,762	2,394 1,500 894	544 386 149	57 28 9
WIDOWED	P. 12,120 M. 2,443 F. 9,677	— — —	— — —	— — —	— — —	2 — 2	1 — —	6 — 6	38 7 31	534 189 345	1,522 237 1,285	2,619 494 2,125	3,095 597 2,498	2,659 390 2,269	1,294 306 1,088	250 72 178
LAMBETH.																
UNMARRIED	P. 175,356 M. 84,537 F. 90,819	89,297 44,481 44,816	5,510 2,692 2,818	5,498 2,708 2,790	5,693 2,686 2,977	5,610 2,687 2,923	5,606 2,680 2,926	5,569 2,661 2,908	18,453 4,306 14,147	19,613 4,582 15,031	7,066 1,844 5,222	3,677 1,034 2,643	2,104 449 1,655	1,199 233 966	442 61 381	51 7 44
MARRIED	P. 107,888 M. 53,128 F. 54,760	— — —	— — —	1 — 1	13 — 12	76 18 58	185 37 148	513 108 405	6,358 2,210 4,148	33,878 15,622 18,256	30,296 15,300 14,996	20,439 10,727 9,712	11,250 6,153 5,097	4,044 2,394 1,650	790 527 263	45 29 16
WIDOWED	P. 18,649 M. 4,975 F. 13,674	— — —	— — —	— — —	— — —	— — —	2 — 2	4 1 3	55 12 43	811 237 574	2,169 583 1,586	3,906 1,018 2,888	4,845 1,263 3,582	4,335 1,186 3,149	2,194 585 1,609	328 90 238
LEWISHAM.																
UNMARRIED	P. 76,617 M. 35,478 F. 41,139	37,679 18,893 18,786	2,445 1,143 1,302	2,580 1,103 1,477	2,518 1,038 1,480	2,509 1,038 1,471	2,491 1,015 1,476	2,405 967 1,438	8,822 3,296 5,526	8,918 3,247 5,671	3,150 864 2,286	1,708 392 1,316	965 192 763	551 111 440	227 35 192	39 4 35
MARRIED	P. 44,008 M. 21,600 F. 22,408	— — —	1 — 1	1 — 1	4 — 4	20 6 14	54 12 42	144 28 116	2,161 816 1,345	13,812 6,250 7,562	12,781 6,225 6,556	8,220 4,239 3,981	4,549 2,495 2,054	1,840 1,068 772	363 248 115	26 19 7
WIDOWED	P. 6,872 M. 1,671 F. 5,201	— — —	— — —	— — —	— — —	— — —	— — —	1 — 1	17 4 13	241 72 169	652 145 507	1,280 256 1,024	1,808 429 1,379	1,767 450 1,317	971 271 700	155 43 112
PADDINGTON.																
UNMARRIED	P. 86,968 M. 38,089 F. 48,879	34,981 17,204 17,777	2,343 1,092 1,251	2,541 1,035 1,506	2,541 1,060 1,481	2,894 1,213 1,681	2,868 1,172 1,696	3,061 1,249 1,812	11,003 4,645 6,358	14,051 4,791 9,260	5,340 1,477 3,863	2,661 633 2,028	1,557 313 1,244	829 123 706	299 41 258	47 6 41
MARRIED	P. 47,888 M. 23,534 F. 24,354	— — —	— — —	1 — 1	4 — 4	45 4 41	77 15 62	223 69 154	2,687 965 1,722	14,165 6,487 7,678	13,405 6,624 6,781	9,636 4,972 4,664	5,201 2,994 2,207	1,937 1,148 789	374 261 113	33 24 9
WIDOWED	P. 9,102 M. 1,983 F. 7,119	— — —	— — —	— — —	— — —	— — —	— — —	1 — 1	23 8 15	399 89 310	1,063 291 772	1,973 491 1,482	2,433 549 1,884	2,039 453 1,586	979 228 751	192 53 139
POPLAR.																
UNMARRIED	P. 99,699 M. 52,650 F. 47,049	58,985 29,490 29,495	3,504 1,819 1,685	3,539 1,775 1,764	3,438 1,712 1,726	3,312 1,677 1,635	3,098 1,297 1,801	2,968 1,164 1,804	8,498 4,816 3,682	7,263 4,488 2,775	2,566 1,634 932	1,369 894 475	708 442 266	346 198 148	108 42 66	9 2 7
MARRIED	P. 50,239 M. 29,409 F. 20,830	— — —	— — —	— — —	11 — 11	42 5 37	149 30 119	382 89 293	4,189 2,655 1,534	18,365 8,688 9,677	16,287 8,212 8,075	11,329 5,916 5,413	5,905 3,376 2,529	2,066 1,211 855	289 245 144	15 12 3
WIDOWED	P. 9,884 M. 3,364 F. 6,520	— — —	— — —	— — —	— — —	— — —	— — —	1 — 1	38 14 24	429 129 300	1,151 366 785	1,984 637 1,347	2,527 887 1,640	2,462 875 1,587	1,133 289 844	159 47 112
ST. MARY, LEBONE.																
UNMARRIED	P. 82,313 M. 35,096 F. 47,217	30,106 14,719 15,386	2,182 983 1,199	2,339 1,046 1,293	2,494 1,110 1,384	2,776 1,174 1,602	2,761 1,190 1,571	2,854 1,173 1,681	10,696 4,340 6,356	14,143 5,225 8,918	5,908 2,000 3,908	3,153 1,147 2,006	1,708 592 1,116	895 234 661	317 71 246	41 11 30
MARRIED	P. 41,757 M. 20,598 F. 21,159	— — —	— — —	1 — 1	6 — 6	32 3 29	103 13 90	254 56 198	2,331 817 1,514	12,095 5,393 6,702	12,074 5,936 6,138	8,404 4,433 3,971	4,403 2,520 1,883	1,654 1,036 618	375 240 135	25 19 6
WIDOWED	P. 9,231 M. 2,327 F. 6,904	— — —	— — —	— — —	— — —	— — —	— — —	3 — 3	24 7 17	448 276 172	1,297 472 825	1,992 625 1,367	2,351 548 1,803	2,041 294 1,747	942 244 698	133 34 99
ST. PANCRAS.																
UNMARRIED	P. 136,337 M. 68,634 F. 67,703	66,752 33,176 33,576	4,125 2,059 2,065	4,108 2,049 2,059	4,245 2,044 2,201	4,447 2,179 2,268	4,316 2,245 2,071	4,246 2,226 2,020	14,962 8,097 6,865	16,829 9,040 7,789	6,226 3,076 3,150	3,254 1,160 2,094	1,699 675 1,023	799 292 507	298 89 209	41 6 35
MARRIED	P. 83,764 M. 41,548 F. 42,216	— — —	— — —	1 — 1	10 — 10	66 6 60	192 35 157	500 113 387	5,332 1,925 3,407	26,342 12,193 14,149	23,303 11,892 11,411	15,963 8,411 7,552	8,418 4,736 3,682	3,059 1,817 1,242	589 377 212	29 21 8
WIDOWED	P. 15,216 M. 4,123 F. 11,093	— — —	— — —	— — —	— — —	2 — 1	1 — 1	5 2 3	73 15 58	699 187 511	1,832 476 1,356	3,367 939 2,428	3,965 1,661 2,304	3,402 1,220 2,182	1,562 421 1,141	239 81 158

COUNTY OF LONDON—continued.

TABLE 28.—CONDITION as to MARRIAGE and AGES of PERSONS, MALES and FEMALES, in the CITY of LONDON and in the METROPOLITAN BOROUGHES, 1901—continued.

	ALL AGES.	Under 15 Years.	15-	16-	17-	18-	19-	20-	21-	25-	35-	45-	55-	65-	75-	85 and upwards.
SHOREDITCH.																
UNMARRIED	P. 69,164 M. 35,158 F. 34,006	39,888 19,774 20,114	2,440 1,236 1,204	2,514 1,235 1,279	2,388 1,190 1,198	2,413 1,173 1,240	2,149 1,092 1,057	2,142 1,092 1,080	6,048 3,170 2,878	5,354 3,112 2,242	1,873 1,125 748	932 510 422	582 291 288	323 149 179	97 33 61	16 3 13
MARRIED	P. 41,653 M. 20,690 F. 20,963	— — —	— — —	— — —	6 1 5	39 1 34	126 21 105	344 93 251	3,245 1,226 2,019	13,016 6,170 6,846	11,618 5,889 5,729	7,855 4,173 3,682	3,795 2,120 1,669	1,354 799 555	243 149 94	12 8 4
WIDOWED	P. 7,820 M. 2,331 F. 5,489	— — —	— — —	— — —	— — —	1 — 1	2 — 2	2 — 2	34 8 26	350 89 261	921 291 630	1,801 512 1,289	2,034 637 1,397	1,742 559 1,183	834 244 590	69 21 78
SOUTHWARK.																
UNMARRIED	P. 119,098 M. 62,317 F. 56,781	67,765 33,736 34,029	4,051 2,082 1,969	4,035 2,036 1,979	3,881 1,979 1,902	3,869 1,909 1,960	3,650 1,876 1,774	3,264 1,730 1,534	10,441 5,912 4,529	10,025 5,968 4,057	3,918 2,301 1,614	2,297 1,482 785	1,235 761 471	500 274 226	155 45 110	12 3 9
MARRIED	P. 74,560 M. 37,011 F. 37,549	— — —	— — —	1 — 1	11 1 10	57 9 48	220 42 178	546 121 425	5,554 2,094 3,460	24,015 11,234 12,781	21,330 10,813 10,487	13,673 7,337 6,336	6,720 3,831 2,889	2,091 1,287 804	330 203 127	12 9 3
WIDOWED	P. 12,552 M. 3,932 F. 8,620	— — —	— — —	— — —	— — —	— — —	— — —	1 1 —	34 8 26	589 167 422	1,657 322 1,335	2,939 906 2,033	3,423 1,079 2,344	2,694 886 1,808	1,065 337 728	120 26 94
STEPNEY.																
UNMARRIED	P. 180,575 M. 95,068 F. 85,507	104,400 52,148 52,252	5,854 2,939 2,915	6,050 2,896 3,054	5,773 2,835 2,948	6,210 3,036 3,174	5,779 2,918 2,861	5,780 3,021 2,759	15,835 9,171 6,664	14,229 8,957 5,272	5,394 3,002 2,392	2,856 1,968 888	1,538 1,008 530	673 365 308	186 70 116	18 4 14
MARRIED	P. 101,986 M. 51,167 F. 50,819	— — —	— — —	— — —	15 — 15	103 15 88	271 47 224	898 179 719	8,884 3,371 5,513	34,388 16,622 17,766	27,906 14,588 13,408	17,294 9,288 7,906	8,600 4,872 3,728	2,954 1,787 1,167	563 374 189	30 21 9
WIDOWED	P. 16,039 M. 4,476 F. 11,563	— — —	— — —	— — —	— — —	— — —	1 — 1	6 1 5	74 13 61	844 296 548	2,259 396 1,863	3,655 1,025 2,630	4,154 1,212 2,942	3,363 947 2,416	1,492 434 1,058	191 42 149
STOKE NEWINGTON.																
UNMARRIED	P. 30,390 M. 13,155 F. 17,235	13,084 6,401 6,683	923 436 487	981 424 557	1,070 449 621	1,058 407 651	1,086 443 643	1,079 439 640	3,830 1,644 2,186	4,174 1,681 2,493	1,592 495 1,097	738 184 554	418 91 327	257 46 211	89 13 75	12 2 10
MARRIED	P. 17,823 M. 8,794 F. 9,029	— — —	1 — 1	— — —	2 — 2	8 1 7	24 5 19	68 14 54	866 393 553	5,459 2,514 2,945	4,869 2,421 2,448	3,407 1,804 1,603	2,044 1,121 923	827 463 364	182 109 73	16 11 5
WIDOWED	P. 3,034 M. 713 F. 2,321	— — —	— — —	— — —	— — —	— — —	— — —	— — —	6 2 4	119 28 91	334 86 248	597 134 463	804 172 632	732 169 563	377 104 273	65 18 47
WANDSWORTH.																
UNMARRIED	P. 138,949 M. 69,689 F. 78,269	67,828 33,342 34,486	4,300 1,959 2,341	4,420 1,894 2,526	4,570 1,868 2,702	4,630 1,979 2,651	4,480 1,821 2,659	4,423 1,807 2,616	15,034 6,143 8,891	16,762 6,390 10,372	6,270 1,933 4,337	3,070 806 2,264	1,800 434 1,366	949 233 716	358 66 292	50 5 45
MARRIED	P. 80,413 M. 39,763 F. 40,650	— — —	— — —	— — —	3 — 3	39 7 32	100 17 83	308 77 231	4,082 1,463 2,617	25,275 11,567 13,708	23,477 11,833 11,644	15,246 8,013 7,233	8,205 4,524 3,681	2,972 1,756 1,216	694 432 262	42 32 10
WIDOWED	P. 12,672 M. 3,323 F. 9,349	— — —	— — —	— — —	— — —	— — —	— — —	— — 1	26 6 20	503 133 370	1,426 359 1,066	2,372 522 1,850	3,271 833 2,438	3,130 903 2,227	1,647 500 1,147	298 76 220
WESTMINSTER CITY OF.																
UNMARRIED	P. 115,124 M. 53,824 F. 61,300	35,685 17,718 17,967	2,674 1,382 1,292	3,097 1,451 1,646	3,439 1,584 1,855	3,934 1,766 2,168	4,549 2,216 2,333	4,930 2,409 2,521	17,417 8,195 9,222	22,739 9,927 12,812	9,048 3,817 5,231	4,303 1,907 2,396	2,193 967 1,226	856 343 513	228 84 144	32 7 25
MARRIED	P. 56,414 M. 28,390 F. 28,024	— — —	3 — 3	1 — 1	3 — 3	48 12 36	105 22 83	240 54 186	2,689 871 1,818	16,233 7,273 8,960	16,772 8,588 8,184	11,618 6,325 5,293	6,131 3,602 2,529	2,100 1,289 811	443 303 140	28 21 7
WIDOWED	P. 11,473 M. 2,779 F. 8,694	— — —	— — —	1 — 1	— — —	1 — —	3 1 2	6 1 5	49 8 41	633 118 515	1,750 375 1,375	2,649 626 2,023	3,035 734 2,301	2,259 620 1,639	954 292 662	134 33 101
WOOLWICH.																
UNMARRIED	P. 68,736 M. 38,253 F. 30,483	38,036 19,039 18,997	2,428 1,325 1,103	2,209 1,260 949	2,183 1,196 987	2,781 1,834 947	2,709 1,831 878	2,305 1,514 791	6,749 1,432 2,297	5,801 3,737 2,064	1,938 1,177 761	931 516 415	410 225 185	173 81 92	75 25 50	8 1 7
MARRIED	P. 42,970 M. 21,322 F. 21,648	— — —	1 — 1	— — —	8 — 8	52 4 48	105 15 90	223 34 189	2,857 1,023 1,834	13,911 6,454 7,457	12,120 6,196 5,924	7,758 4,151 3,607	4,108 2,354 1,754	1,516 923 593	297 195 102	16 13 3
WIDOWED	P. 5,472 M. 1,698 F. 3,774	— — —	— — —	— — —	— — —	— — —	1 — 1	3 — 3	27 5 22	285 102 183	609 296 313	1,070 340 730	1,383 411 972	1,363 383 980	649 202 447	82 29 53

COUNTY OF LONDON--continued.

TABLE 30.—WORKHOUSES.—CONDITION as to MARRIAGE and AGES of PAUPER INMATES of WORKHOUSE INSTITUTIONS, 1901.

CONDITION AS TO MARRIAGE.		AGES.												
		All Ages.	Under 5 Years.	5-	10-	15-	20-	25-	35-	45-	55-	65-	75-	85 and up-wards.
Unmarried	{P.	17,829	2,019	1,357	1,122	561	771	1,673	2,045	2,278	2,575	2,384	924	120
	{M.	10,538	1,948	779	642	242	283	889	1,380	1,600	1,801	1,467	305	32
	{F.	7,271	971	578	480	319	488	784	665	678	774	917	619	88
Married	{P.	8,696	—	—	—	5	74	613	1,151	1,468	2,006	2,424	881	64
	{M.	5,410	—	—	—	1	16	198	568	920	1,411	1,689	575	41
	{F.	3,276	—	—	—	4	58	415	583	548	595	744	306	23
Widowed	{P.	20,131	—	—	—	2	9	119	578	1,489	3,948	7,889	5,252	845
	{M.	9,043	—	—	—	1	1	21	164	644	1,977	3,863	2,129	243
	{F.	11,088	—	—	—	1	8	98	414	845	1,971	4,026	3,123	602
Total Pauper Inmates	{P.	46,646	2,019	1,357	1,122	568	854	2,405	3,774	5,235	8,529	12,697	7,057	1,029
	{M.	25,011	1,948	779	642	244	300	1,108	2,112	3,164	5,189	7,010	3,699	316
	{F.	21,635	971	578	480	324	554	1,297	1,662	2,071	3,340	5,687	3,958	713

TABLE 31.—PRISONS.—CONDITION as to MARRIAGE and AGES of PRISONERS in LOCAL and CONVICT PRISONS, 1901.

CONDITION AS TO MARRIAGE.		AGES.													
		All Ages.	Under 5 Years.	5-	10-	15-	20-	25-	35-	45-	55-	65-	75-	85 and up-wards.	
Unmarried	{P. M. F.	2,385	—	—	6	453	650	708	327	128	61	28	3	1
			2,172	—	—	6	432	607	614	283	120	80	26	3	1
			213	—	—	—	21	43	94	44	8	1	2	—	—
Married	{P. M. F.	1,538	—	—	—	8	199	546	452	236	73	22	2	—
			1,237	—	—	—	7	177	425	348	199	60	19	2	—
			301	—	—	—	1	22	121	104	37	13	3	—	—
Widowed	{P. M. F.	244	—	—	—	—	1	30	69	59	63	19	3	—
			128	—	—	—	—	—	11	28	30	41	13	2	—
			116	—	—	—	—	1	19	41	29	19	6	1	—
Total Prisoners	{P. M. F.	4,167	—	—	6	461	850	1,284	848	423	217	69	8	1
			3,537	—	—	6	439	784	1,099	659	349	184	58	7	1
			630	—	—	—	22	66	234	189	74	33	11	1	—

COUNTY OF LONDON—continued.

TABLE 32.—OCCUPATIONS of MALES AGED 10 YEARS AND UPWARDS, at TEN GROUPS of AGES, in the COUNTY of LONDON, distinguishing for those engaged in certain industries the numbers returned as "WORKING AT HOME"; also as "EMPLOYERS," "WORKING FOR EMPLOYERS," "WORKING ON OWN ACCOUNT," and "OTHERS."

NOTE.—In classifying the people by their occupations the following rules have been observed:—Persons returned as engaged in more than one occupation have been referred to the occupation which in each case appeared to be the most important; or, if there was no difference in this respect, to the occupation first mentioned in the Return. Thus, a manufacturing trade has been selected in preference to a selling trade. A Clergyman who is also a Schoolmaster has been classed under the heading "Schoolmaster." Persons returned as "Pensioners" or as "Retired" from any specified profession or business (except Officers of the Army or Navy, Clergymen, and Medical Men) appear in this Table as simply "Pensioners" or "Retired" (see Order XXIII.), but are classified in Table 31 according to their former occupations. Inmates of Lunatic Asylums or of Workhouses, when returned as Insane and yet described by their former occupations, have—irrespective of age—been classed as "Retired." Other inmates of Workhouses, unless aged 60 years or upwards, and Patients in Hospitals and Prisoners of all ages, have been classed under their stated occupations on the assumption that their ordinary work has been relinquished for a time only. Inmates of Workhouses aged 60 years and upwards, whose former occupations were returned, have been dealt with as "Retired."

The numbers given under any heading include Apprentices, Assistants, Workmen and Labourers, as well as Masters, except where special headings are provided for subordinates. Messengers, Errand Boys, Porters, and Watchmen are, however, shown under a separate heading, and Clerks are classified as Civil Service Clerks, Bank Clerks, Railway Clerks, Insurance Clerks, or Commercial Clerks, according to the particular service in which they are engaged.

In some cases women and children, chiefly widows or orphans carrying on the business of their husbands or fathers, will be found under Occupations commonly followed only by adult men.

In the list of Occupations for Females, the Male designations of occupations are given for convenience, except where the occupations are exclusively followed by Females.

The figures in italics, in the section of the Table for Females, relate to the Married or Widowed. In order to find space for this additional information, those Occupations are omitted in which Females are not employed to any extent.

AGES OF MALES 10 YEARS AND UPWARDS.											TOTAL (ALL AGES ... 2142085 MALE ... 468200 POPULATION ... 1673885 UPWARDS)		Working at Home.	Employers.	Working for Employers.	Working on Own Account.	Others or No
10-	14-	15-	20-	25-	35-	45-	55-	65-	75 and upwards.	Total.	OCCUPATIONS OF MALES AGED 10 YEARS AND UPWARDS.						
165881	41889	208921	217350	371418	290698	195233	118716	55003	18776	1673885	TOTAL OCCUPIED AND UNOCCUPIED.						
160005	16701	20554	7813	7435	6263	7740	14295	20590	12530	273916	Retired or Unoccupied (Order XXIII.)						
5876	25188	188377	209537	363963	274435	187493	104421	34423	6246	1399969	Engaged in Occupations (Orders I.—XXII.)						
341	1261	5278	6785	14623	10781	4822	2213	430	104	46638	I. GENERAL OR LOCAL GOVERNMENT OF THE COUNTRY.						
316	19	2393	2590	4358	3332	1750	1055	139	28	15684	1. National Government.						
	1235	2718	1793	3351	2336	1316	585	95	14	14903	Civil Service (Officers and Clerks) ... Civil Service (Messengers, etc.)...						
1	7	163	1891	5229	3844	983	61	9	2	12023	2. Local Government.						
			509	1485	1229	773	512	187	60	4926	Police ... Municipal, Parish, and other Local or County Officers						
2	64	3698	5752	4444	1942	867	1091	629	254	16743	II. DEFENCE OF THE COUNTRY.						
1	62	3108	5238	3700	1300	201	37	12	1	13900	1. Army (at Home).						
											Army Officers (Effective and Retired) Soldiers and Non-Commissioned Officers						
1	2	70	172	228	70	27	17	5	1	563	2. Navy and Marines (Ashore and in Port).						
											Officers of the Navy and Marines (Effective and Retired) Men of the Navy and Marines ...						
69	337	4492	7125	18273	15661	10343	5967	2410	730	65407	III. PROFESSIONAL OCCUPATIONS AND THEIR SUBORDINATE SERVICES.						
			30	619	576	428	331	226	99	2309	1. Clerical.						
			8	94	92	74	61	34	9	372	Clergymen (Established Church) ... Roman Catholic Priests ...						
			17	169	208	200	184	87	47	912	Ministers, Priests, of other religious bodies						
	1	37	125	217	229	188	163	67	17	1074	Missionaries, Scripture Readers, Itiner- ant Preachers						
		1	6	3	4	6	1			21	Monks, Nuns, Sisters of Charity...						
		14	23	97	181	187	102	71	10	745	Church, Chapel, Cemetery—Officers, etc.						
25	176	1897	1810	2384	1335	1007	594	175	28	9571	2. Legal.						
											Barristers, Solicitors ... Law Clerks ...						
			133	1359	1385	912	522	256	121	4709	3. Medical.						
	14	131	145	358	296	185	106	31	9	1245	Physicians, Surgeons, General Prac- titioners						
		1	24	95	91	58	36	18	4	327	Dentists (including Assistants) ... Veterinary Surgeons...						
		2	29	99	74	39	16	3	1	263	Sick Nurses, Invalid Attendants ... Subordinate Medical Service ...						
	1	30	54	164	172	133	62	23	3	642							
											4. Teaching.						
1	28	573	886	2152	2008	950	513	143	15	7339	Schoolmasters, Teachers, Professors, Lecturers						
	1	45	43	138	123	108	79	26		563	Others concerned in Teaching ...						
		38	303	1048	997	610	361	117	29	3406	5. Literary and Scientific.						
	3	94	108	198	133	88	45	19	5	693	Authors, Editors, Journalists, Re- porters, Shorthand Writers						
	1	14	58	171	156	74	65	28	8	575	Persons engaged in Scientific Pursuits Others connected with Literature, etc.						
											6. Engineers and Surveyors.						
		197	272	679	598	494	338	103	38	2629	Civil and Mining Engineers ...						
	2	68	173	413	378	247	170	59	11	1321	Land, House, Ship—Surveyors ...						
3	18	225	413	1056	912	682	439	194	91	4033	7. Art, Music, Drama.						
		216	464	680	479	322	232	72	19	2454	Painters, Engravers, Sculptors (artists) Architects ...						
3	31	318	392	651	432	228	128	45	7	2235	Photographers ...						
	17	215	504	1682	1416	847	432	180	35	5342	Musicians, Music Masters, Singers ...						
11	4	106	312	893	537	249	88	26	8	2234	Actors ...						
	6	21	121	193	519	479	391	158	46	1918	Art, Music, Theatre—Service, etc. ...						
6	19	219	390	758	490	296	126	24	5	2323	8. Exhibitions, Games, etc.						
											Performers, Showmen; Exhibition, Games—Service						

COUNTY OF LONDON—continued.

TABLE 32.—OCCUPATIONS of FEMALES (UNMARRIED and MARRIED or WIDOWED) AGED 10 YEARS AND UPWARDS, at TEN GROUPS of AGES, in the COUNTY of LONDON, distinguishing for those engaged in certain industries the numbers returned as "WORKING AT HOME"; also as "EMPLOYERS," "WORKING FOR EMPLOYERS," "WORKING ON OWN ACCOUNT," and "OTHERS."

AGES OF FEMALES 10 YEARS AND UPWARDS.										Total.	TOTAL FEMALE POPULATION	ALL AGES ... 2394456 UNDER 10 YEARS 470088 10 YEARS AND UPWARDS 1924368	OCCUPATIONS OF FEMALES AGED 10 YEARS AND UPWARDS.	Working at Home.	Employers.	Working for Employers.	Working on Own Account.	Others or No Statement.
10-	14-	15-	20-	25-	35-	45-	55-	65-	75 and upwards.									
306 42510	232912	260666	437763	310968	218294	140974	77772	33903	1924368	1924368	1924368	TOTAL						
306 42510	229032	190630	165519	66012	34574	20043	11042	5096	933754	933754	933754	UNMARRIED						
	3880	69936	272244	244356	183720	120931	66730	28817	990616	990616	990616	MARRIED OR WIDOWED						
925 29474	65548	36783	35187	17831	11960	9680	7857	4548	385033	385033	385033	Retired or Unoccupied (Order XXIII.) ...						
381 14036	163484	153847	130332	48181	22624	10113	3185	538	548721	548721	548721	Engaged in Occupations (Orders I.—XXII.)						
	600	8023	30937	42994	42830	30187	12670	2175	176910	176910	176910							
1	4	578	1692	2185	576	186	27	3	5252	5252	5252	I. GENERAL OR LOCAL GOVERNMENT OF THE COUNTRY.						
			6	100	191	151	77	18	544	544	544							
												1. National Government.						
	2	191	833	960	285	106	10	2	2692	2692	2692	Civil Service (Officers and Clerks) ...						
			2	20	21	29	16	5	93	93	93							
	2	23	19	56	26	13	3		142	142	142	Civil Service (Messengers, etc.) ...						
			2	10	36	28	23	4	103	103	103							
												2. Local Government.						
1		61	840	1169	265	67	14	1	2418	2418	2418	Municipal, Parish, and other Local or County Officers						
			2	70	154	94	38	9	348	348	348							
												II. DEFENCE OF THE COUNTRY.						
54	186	4779	6337	14768	7011	3013	1251	366	39908	39908	39908	III. PROFESSIONAL OCCUPATIONS AND THEIR SUBORDINATE SERVICES.						
		35	399	2177	3009	3219	2940	1302	173	13154	13154							
												1. Clerical.						
1		21	193	421	305	191	73	17	1229	1229	1229	Missionaries, Scripture Readers, Itinerant Preachers						
			2	39	59	71	68	37	3	279	279							
		30	101	361	346	256	143	68	1317	1317	1317	Monks, Nuns, Sisters of Charity						
			1	1	2	4	1	2	9	9	9							
				15	20	10	3		76	76	76	Church, Chapel, Cemetery—Officers, etc.						
				6	21	39	43	47	153	153	153							
												2. Legal.						
	3	32	58	57	13	7	2		172	172	172	Law Clerks ...						
				5	4	3			12	12	12							
												3. Medical.						
			1	42	17	11			71	71	71	Physicians, Surgeons, General Practitioners						
			7	6	9	3	1	1	21	21	21							
		11	19	16	8	1	2	1	58	58	58	Dentists (including Assistants) ...						
			5	46	16	2	4		116	116	116	Midwives ...						
			1	30	75	69	52	20	250	250	250							
	3	130	1297	4621	1748	677	291	104	8980	8980	8980	Sick Nurses, Invalid Attendants ...						
		1	25	508	1114	1962	2154	1068	6862	6862	6862							
	2	22	53	106	75	36	7		391	391	391	Subordinate Medical Service ...						
			2	18	32	23	18	5	199	199	199							
												4. Teaching.						
8	106	3127	4069	5886	3018	1193	467	91	17981	17981	17981	Schoolmasters, Teachers, Professors, Lecturers						
		2	31	599	867	483	238	48	2243	2243	2243							
		10	13	26	28	11	8		96	96	96	Others concerned in Teaching ...						
				2	5	10	6	1	24	24	24							
												5. Literary and Scientific.						
		5	70	183	113	54	29	6	461	461	461	Authors, Editors, Journalists, Reporters, Shorthand Writers						
			3	4	4	1			11	11	11							
				1	2	3			7	7	7	Persons engaged in Scientific Pursuits ...						
		12	45	118	49	21	5	2	256	256	256	Others connected with Literature, etc. ...						
				4	9	4			19	19	19							
												6. Engineers and Surveyors ...						
												7. Art, Music, Drama.						
	9	115	207	539	329	144	49	20	1411	1411	1411	Painters, Engravers, Sculptors (artists)						
			7	76	83	59	22	11	361	361	361							
				5					5	5	5	Architects ...						
				1					1	1	1							
3	9	173	185	185	56	18	8	1	638	638	638	Photographers ...						
			3	21	19	11	9	2	65	65	65							
6	10	549	1063	1493	714	327	142	42	4549	4549	4549	Musicians, Music Masters, Singers						
		4	67	205	256	253	158	44	1716	1716	1716							
33	35	436	705	510	84	15	7	3	1828	1828	1828	Actors ...						
		26	218	513	867	92	22	5	1962	1962	1962							
3	6	74	108	99	25	19	5		330	330	330	Art, Music, Theatre—Service, etc.						
		1	24	95	67	58	18	1	276	276	276							
												8. Exhibitions, Games, etc.						
	3	28	41	33	10	2	1	1	119	119	119	Performers, Showmen; Exhibition, Games—Service						
		1	8	59	22	11	7	5	91	91	91							

COUNTY OF LONDON—continued.

TABLE 32.—OCCUPATIONS of MALES AGED 10 YEARS AND UPWARDS at TEN GROUPS OF AGES, in the COUNTY of LONDON, distinguishing for those engaged in certain industries the numbers returned as "WORKING AT HOME"; also as "EMPLOYERS," "WORKING FOR EMPLOYERS," "WORKING ON OWN ACCOUNT," and "OTHERS"—continued.

AGES OF MALES 10 YEARS AND UPWARDS.											Total.	OCCUPATIONS OF MALES AGED 10 YEARS AND UPWARDS.	Working at Home.	Employers.	Working for Employers.	Working on Own Account.	Others or No Statement.
10-	14-	15-	20-	25-	35-	45-	55-	65-	75 and upwards.								
255	742	7063	8252	14071	10195	7307	4036	1390	214	53525	IV. DOMESTIC OFFICES OR SERVICES.						
											1. Domestic Indoor Service.						
38	162	1358	1204	1601	820	432	178	39	4	5836	Domestic Indoor Servants in Hotels, Lodging, and Eating Houses						
111	355	2964	2961	4127	2512	1509	672	191	23	15425	Other Domestic Indoor Servants						
											2. Domestic Outdoor Service.						
3	34	796	1548	2640	2019	1283	573	139	8	9043	Domestic Coachmen, Grooms						
1	10	198	302	722	506	503	309	134	24	2799	Domestic Gardeners						
		2	5	9	4	2	2			24	Gamekeepers						
											3. Other Service.						
5	20	327	318	508	374	258	134	31	5	1980	College, Club—Service						
8	15	132	320	569	398	280	164	52	7	1965	Hospital and Institution Service						
		39	117	822	1265	1453	1056	458	89	5299	Caretakers; Office, Park, Lodge, Gate, etc., Keepers (not Government)						
	10	330	696	1331	824	479	212	48	1	3931	Cooks (not Domestic)						
12	25	337	349	759	610	494	396	164	29	3175	Laundry and Washing Service	1399					
77	111	560	432	983	773	614	340	134	24	4048	Others engaged in Service						
											V. COMMERCIAL OCCUPATIONS.						
											Merchants, Agents, and Accountants.						
	1	16	89	409	506	464	333	136	25	1979	Merchants (commodity undefined)						
2	17	182	604	2196	2385	2185	1239	469	98	9867	Brokers, Agents, Factors						
	3	70	118	194	113	76	33	12		619	Salesmen, Buyers (not otherwise described)						
		306	1696	5134	3772	2575	1407	438	63	15381	Commercial Travellers						
		28	166	730	692	505	394	102	26	2523	Accountants						
		51	149	425	471	405	275	96	20	1892	Auctioneers, Appraisers, Valuers, House Agents						
	3	25	33	93	114	116	75	29	10	498	Officers of Commercial Company, Guild, Society, etc.						
											2. Commercial or Business Clerks.						
234	1870	21236	19000	21547	10354	5865	3086	896	139	84317	Commercial or Business Clerks						
											3. Dealers in Money.						
1	7	1055	1903	2179	1247	787	568	108	19	7814	Bankers; Bank—Officials, Clerks						
	1	1	9	64	83	81	59	27	3	318	Bill Discounters, Brokers, Finance Agents						
											4. Insurance.						
	26	984	997	1327	973	478	232	61	14	5312	Life, House, Ship, etc., Insurance—Officials, Clerks, etc.						
	2	69	424	1243	925	571	361	121	25	3741	Insurance Agents						
											VI. CONVEYANCE OF MEN, GOODS, AND MESSAGES.						
											1. On Railways.						
9	149	1546	1330	2072	1505	1099	615	93	9	8427	Railway Officials or Clerks						
	5	786	1143	1468	1018	586	281	25	1	5313	Railway Engine Drivers, Stokers						
		13	259	805	626	393	169	15		2332	Railway Guards						
15	85	161	162	422	393	294	132	17		1681	Signalmen						
		103	255	378	184	74	51	7	2	1054	Pointsmen, Level Crossing Men						
		75	254	590	445	294	184	31	4	1837	Platformers, Gangers, Packers						
2	7	190	373	517	399	251	175	82	9	2905	Railway Labourers (not Railway Contractors' Labourers)						
23	172	2415	2871	3776	2533	1723	875	198	16	14632	Railway Porters and Servants						
											2. On Roads.						
		21	105	431	554	530	309	97	24	2971	Livery Stable Keepers; Coach, Cab—Pro- prietors		644	353	975	99	
16	85	1971	3685	9022	8471	5747	2895	862	103	32857	Coachmen, Grooms (not Domestic); Cabmen						
365	2079	11037	11123	16707	10472	5815	2337	525	54	60314	Carmen, Carriers, Carters, Waggoners (not Farm)		999	57278	865	1372	
1	3	59	1045	3387	1957	829	288	76	6	7651	Omnibus Service						
1	10	105	535	1903	969	389	105	20		3737	Tramway Service						
		12	19	24	11	1	1			68	Motor Car Drivers						
			9	19	21	44	34	18	6	151	Others on Roads		10	73	54	14	
											3. On Seas, Rivers, and Canals.						
7	28	780	1345	2226	1634	1189	660	172	20	8161	Merchant Service; Seamen, Pilots; Boatmen on Seas		36	7901	47	177	
11	28	561	758	1311	1292	977	589	178	26	5641	Bargemen, Lightermen, Watermen		99	5255	227	60	
		3	21	71	101	97	57	29	4	383	Navigation Service (on shore)		187	132	27	17	

COUNTY OF LONDON—continued.

TABLE 32.—OCCUPATIONS of FEMALES (UNMARRIED and MARRIED or WIDOWED) AGED 10 YEARS AND UPWARDS, at TEN GROUPS of AGES, in the COUNTY OF LONDON, distinguishing for those engaged in certain industries the numbers returned as "WORKING AT HOME"; also as "EMPLOYERS," "WORKING FOR EMPLOYERS," "WORKING ON OWN ACCOUNT," and "OTHERS"—continued.

AGES OF FEMALES 10 YEARS AND UPWARDS.											Total.	OCCUPATIONS OF FEMALES AGED 10 YEARS AND UPWARDS.		Working at Home.	Employers.	Working for Employers.	Working on Own Account.	Others or No Statement.
10-	14-	15-	20-	25-	35-	45-	55-	65-	75 and upwards.									
921	4770	65573	71832	65555	23890	11242	4969	1506	251	250509	77828	IV. DOMESTIC OFFICES OR SERVICES.						
		202	2797	12407	20052	27064	14704	5771	807			1. Domestic Indoor Service.						
14	69	1428	2367	2285	583	176	49	12	2	7185	895	Domestic Indoor Servants in Hotels, Lodging, and Eating Houses						
825	4191	54790	61102	57339	20186	9006	3785	1058	170	212332		Other Domestic Indoor Servants						
		28	599	3555	5741	5979	4396	1565	333	21896		2. Domestic Outdoor Service						
												3. Other Service.						
		15	16	30	22	8	4			95	180	College, Club—Service						
5	27	634	1154	1129	544	272	103	35	4	3807		Hospital and Institution Service						
		1	12	97	232	223	117	27	8	712		Caretakers: Office, Park, Lodge, Gate, etc., Keepers (not Government)						
		2	30	76	158	142	138	103	66	727		Cooks (not Domestic)						
		1	32	418	763	880	767	386	49	3392		Charwomen						
		109	296	470	251	130	76	15	1	1368		Laundry and Washing Service						
6	51	574	630	924	799	725	414	173	31	4327		Others engaged in Service						
69	427	7950	5885	3153	1335	745	419	145	30	20158				2804				
		158	1734	5101	6626	6782	4651	1885	267	27394				7694				
2	3	43	46	47	28	22	16	2	1	210								
			5	14	132	125	83	33	4	436								
22	221	5980	6507	4930	1238	335	107	25	2	19367	918	V. COMMERCIAL OCCUPATIONS.						
		3	53	263	249	207	103	23	3			1. Merchants, Agents, and Accountants.						
	1	10	18	28	22	16	5	3		103	94	Brokers, Agents, Factors						
		3	13	26	33	16	3	2	1	299		Salesmen, Buyers (not otherwise described)						
	27	74	67	29	9	3				23		Commercial Travellers and others						
	1	9	39	36	13	12	1	1		134								
		6	13	29	20	22	7			97								
												2. Commercial or Business Clerks.						
22	216	5867	6250	4627	1005	275	84	20	2	18458	639	Commercial or Business Clerks						
		3	43	234	173	123	53	8										
												3. Dealers in Money.						
	1	23	50	51	13	6	1			145	5	Bankers; Bank—Officials, Clerks						
										2		Bill Discounters, Brokers, Finance Agents						
		1		1	3	3	1			9								
												4. Insurance.						
	2	41	89	109	37	14	1			293	15	Life, House, Ship, etc., Insurance—Officials, Clerks, etc.						
										23		Insurance Agents						
		2	3	8	6	2	1			36								
			1	6	5	12	8											
108	447	1423	773	533	120	81	22	1		3508	352	VI. CONVEYANCE OF MEN, GOODS, AND MESSAGES.						
			7	40	86	99	82	37				1. On Railways.						
												Railway Officials or Clerks						
1	2	17	17	20	3					60		Railway Porters and Servants						
		4	2	3	6	1	3	1		20								
			1	4	26	33	27	14		108								
												2. On Roads.						
			1	2	1	5				9	42	Livery Stable Keepers; Coach, Cab—Proprietors						
										5		Carmen, Carriers, Carters, Waggoners (not Farm)						
			1	2	1	11	12			37		Others on Roads						
		4	8	8	2					23								
			1	1						5								
												3. On Seas, Rivers, and Canals.						
				8	5	5	2			20	25	Merchant Service; Seamen, Pilots; Boatmen on Seas						
	1	6	1			10	1			8		Bargemen, Lightermen, Watermen						
										4		Navigation Service (on shore)						
										3								

COUNTY OF LONDON—continued.

TABLE 32.—OCCUPATIONS of MALES AGED 10 YEARS AND UPWARDS, at TEN GROUPS of AGES, in the COUNTY OF LONDON, distinguishing for those engaged in certain industries the numbers returned as "WORKING AT HOME"; also as "EMPLOYERS," "WORKING FOR EMPLOYERS," "WORKING ON OWN ACCOUNT," and "OTHERS"—continued.

AGES OF MALES 10 YEARS AND UPWARDS.										Total.	OCCUPATIONS OF MALES AGED 10 YEARS AND UPWARDS.	Working at Home.	Employers.	Working for Employers.	Working on Own Account.	Others or No Statement.
10-	14-	15-	20-	25-	35-	45-	55-	65-	75 and upwards.							
2	38	1032	2073	5064	5217	3891	1833	492	48	19710	4. In Docks, Harbours, and Lighthouses. Dock Labourers, Wharf Labourers
1	7	53	123	371	374	333	242	69	10	1603	Harbour, Dock, Wharf, Lighthouse— Officials and Servants
11	37	838	1646	1399	939	659	282	77	12	5291	5. In Storage, Portage, and Messages. Warehousemen	69	5006	25	161
3	23	408	630	1723	1432	786	267	59	5	5336	Coalheavers; Coal—Porters, Labourers
2517	8761	17783	4301	5463	4477	3517	2354	987	146	50246	Messengers, Porters, Watchmen (not Rail- way or Government)
5	65	760	548	1035	329	213	45	3	.	3203	Telegraph, Telephone—Service	8	3037	.	158
11	60	568	701	1537	1491	1606	1266	672	170	8062	VII. AGRICULTURE.					
.	.	5	35	82	72	57	44	22	7	324	1. On Farms, Woods, and Gardens. Farmers, Graziers
.	.	15	14	23	3	2	.	.	.	37	Farmers', Graziers'—Sons, Daughters, or other relatives assisting in the work of the Farm
.	.	.	5	3	7	9	6	3	1	34	Farm Bailiffs, Foremen
.	.	.	.	2	1	1	1	1	1	7	Shepherds
.	.	11	14	31	25	21	7	5	2	116	Agricultural Labourers, Farm Servants— distinguished as in charge of cattle
.	5	16	17	34	19	15	12	2	5	125	Agricultural Labourers, Farm Servants— distinguished as in charge of horses
1	5	40	62	83	115	105	76	40	10	537	Agricultural Labourers, Farm Servants— not otherwise distinguished
10	50	479	554	1276	1247	1387	1114	598	143	6838	Woodmen	440	4898	1338	162
.	Gardeners (not Domestic); Nurserymen, Seedsmen, Florists
.	Agricultural Machines—Proprietors, At- tendants
.	.	2	.	2	1	8	2	2	1	18	Others engaged in or connected with Agriculture	.	.	14	4	.
.	.	1	6	10	14	11	10	3	1	56	VIII. FISHING.					
.	.	1	6	10	14	11	10	3	1	56	1. In Fishing. Fishermen	5	37	12	2
2	12	180	309	832	761	579	357	154	29	3215	IX. IN AND ABOUT, AND DEALING IN THE PRODUCTS OF, MINES AND QUARRIES.					
.	.	3	11	21	15	4	2	1	.	57	1. Mines. Coal and Shale Mine—Hewers	57	.	.
.	.	2	11	7	3	1	1	1	.	25	Coal and Shale Mine—Other workers below ground	.	.	25	.	.
.	Coal and Shale Mine—Workers above ground
.	1	2	8	9	6	7	2	1	.	36	Coke Burners, Patent Fuel Makers	3	32	1	.
.	.	.	1	.	1	1	.	.	.	3	Ironstone Miners	3	.	.
.	.	.	.	2	1	1	.	.	.	3	Copper Miners	3	.	.
.	Tin Miners
.	.	1	.	.	3	4	Lead Miners	4	.	.
.	32	14	33	22	11	6	2	2	.	91	Miners in other Minerals	91	.	.
.	.	2	26	34	31	17	5	1	.	116	Mine—Owners, Agents, Managers	36	34	32	14
.	.	2	1	1	1	1	.	.	.	5	Other Mine Service	5	.	.
.	3	40	93	339	313	246	176	84	19	1313	Coal, Coke—Merchants, Dealers	308	438	518	49
.	2	58	95	213	193	143	86	28	6	818	2. Quarries. Stone—Quarriers, Cutters, Dressers	818	.	.
.	.	21	26	57	46	22	13	8	.	193	Slate—Quarriers, Workers	193	.	.
.	.	2	9	8	6	4	1	.	.	33	Limeburners	1	31	1	.
.	.	6	7	6	7	3	2	.	.	34	Clay, Sand, Gravel—Labourers	34	.	.
2	6	38	31	74	51	47	21	4	1	275	Other Workers in Products of Quarries	15	254	5	1
.	.	7	7	35	57	52	32	17	2	369	Dealers in Stone, Slate, etc.	98	73	31	7
122	1066	13352	14259	24471	18374	13382	7769	2361	347	95503	X. METALS, MACHINES, IMPLEMENTS, AND CONVEYANCES.					
.	.	3	6	2	5	9	.	.	.	27	1. Iron and Steel Manufacture. Pig-Iron Manufacturer (Blast Furnaces)
.	4	38	72	160	140	70	27	3	.	514	Puddling Furnaces and Rolling Mills	1	26	.	.
.	Steel Smelting and Founding	9	500	4	1
.	2. Manufacture of Other, Mixed, or Unspecified Metals.					
.	1	.	.	.	1	Tinplate Manufacture
.	1	22	14	26	20	17	7	2	.	169	Copper Manufacture	3	105	.	1
.	Lead Manufacture
.	.	2	1	1	6	Zinc Manufacture
.	.	5	7	12	11	.	4	1	.	47	Brass, Bronze—Manufacture	1	5	.	.
.	Manufacturer of other or unspecified Metals	.	2	42	1	2
.	8	133	112	152	137	99	57	12	2	712	3. Engineering, and Machine Making. Patternmakers	13	10	678	18	6
.	2	14	15	46	59	48	47	14	1	246	Millwrights	2	4	235	4	3
9	35	428	439	817	632	500	290	91	6	3247	Ironfounders	6	65	3134	9	39
.	17	173	211	322	296	148	71	29	3	1221	Brassfounders	21	42	1151	15	13
7	75	1192	1415	2930	2317	1903	1154	226	35	11054	Blacksmiths, Strikers	335	363	10132	347	182
6	56	1455	2246	3926	2742	1894	903	232	36	13396	Erectors, Fitters, Turners	52	44	13159	54	139
.	52	719	594	834	607	478	218	84	12	3628	Brass Finishers	86	49	3444	93	42
.	9	130	108	189	178	126	78	25	5	868	Coppersmiths	31	34	811	19	4
4	26	395	354	596	316	184	78	21	2	1886	Metal Machinists	6	7	1871	4	4
2	59	518	435	803	586	483	308	87	8	3289	Boiler Makers	5	26	3225	12	26
11	156	2399	2140	3716	2926	1812	1017	244	45	14160	Other or undefined Engine and Machine Makers	247	629	12814	488	229

COUNTY OF LONDON—continued.

TABLE 32.—OCCUPATIONS of FEMALES (UNMARRIED and MARRIED or WIDOWED) AGED 10 YEARS AND UPWARDS, at TEN GROUPS OF AGES, in the COUNTY OF LONDON, distinguishing for those engaged in certain industries the numbers returned as "WORKING AT HOME"; also as "EMPLOYERS," "WORKING FOR EMPLOYERS," "WORKING ON OWN ACCOUNT," and "OTHERS"—continued.

AGES OF FEMALES 10 YEARS AND UPWARDS.										Total.	OCCUPATIONS OF FEMALES AGED 10 YEARS AND UPWARDS.	Working at Home.	Employers.	Working for Employers.	Working on Own Account.	Others or No Statement.
10-	14-	15-	20-	25-	35-	45-	55-	65-	75 and upwards.							
		1			1					1	4. In Docks, Harbours, and Lighthouses.					
										1	Harbour, Dock, Wharf, Lighthouse—Officers and Servants					
											5. In Storage, Portage, and Messages.					
	4	52	56	31	8	3	2			136	Warehousemen	1	117	3		
107	436	609	35	9	2	1	1			1290	Messengers, Porters, Watchmen (not Railway or Government)					
	4	670	632	450	92	65	13			1946	Telegraph, Telephone—Service		1877			69
										44						
3	19	342	287	201	81	24	11	1	2	971	VII. AGRICULTURE.					
		2	23	89	85	84	60	23	5	371	1. On Farms, Woods, and Gardens.					
		1	1	2	2		1			7	Farmers, Graziers					
					1					9	Farmers', Graziers'—Sons, Daughters or other relatives assisting in the work of the Farm					
		2	6	7	1					16	Agricultural Labourers, Farm Servants					
											Gardeners (not Domestic); Nurserymen, Seedsmen, Florists					
		3	4	4	3	2		1		18						
3	19	336	276	188	75	22	10		1	930		10	836	57	27	
		2	23	83	89	67	59	18	5	339		32	189	97	12	
											VIII. FISHING.					
											1. In Fishing,					
1	11	63	41	10	4	1				136	IX. IN AND ABOUT, AND DEALING IN THE PRODUCTS OF, MINES AND QUARRIES.					
			5	5	16	21	15	8	3	73	1. Mines.					
											Mine—Owners, Agents, Managers					
											Coke Burners, Patent Fuel Makers					
											Coal, Coke—Merchants, Dealers					
											2. Quarries.					
	6	57	32	5	2					102	Workers in Products of Quarries		99	2		
											Dealers in Stone, Slate, etc.					
24	189	1919	847	283	69	22	15	2		3370	X. METAL, MACHINES, IMPLEMENTS, AND CONVEYANCES.					
		15	87	159	112	85	63	34	7	562	1. Iron and Steel Manufacture					
											2. Manufacture of Other, Mixed, or Unspecified Metals.					
											3. Engineering, and Machine Making.					
											Blacksmiths, Strikers	6	9			
											Brass Finishers			17		
	3	10	4							17	Others engaged in Engineering and Machine Making			38	2	
		18	13	6	3		1			41		2	6	6	1	
			1	1	4	3	3		1	13						

COUNTY OF LONDON—continued.

TABLE 32.—OCCUPATIONS of MALES AGED 10 YEARS AND UPWARDS, at TEN GROUPS of AGES, in the COUNTY OF LONDON, distinguishing for those engaged in certain industries the numbers returned as "WORKING AT HOME"; also as "EMPLOYERS," "WORKING FOR EMPLOYERS," "WORKING ON OWN ACCOUNT," and "OTHERS"—continued.

AGES OF MALES 10 YEARS AND UPWARDS.											Total.	OCCUPATIONS OF MALES AGED 10 YEARS AND UPWARDS.	Working at Home.	Employers.	Working for Employers.	Working on Own Account.	Others or No Statement.
10-	14-	15-	20-	25-	35-	45-	55-	65-	75 and upwards.								
												4. Tools.					
1	8	113	120	270	173	112	76	30	3	906	Tool Makers	72	39	786	69	12	
.	1	6	5	19	18	9	7	3	.	59	File Makers	8	3	47	8	1	
.	.	19	28	49	39	47	22	15	6	225	Saw Makers	34	15	169	38	3	
1	2	55	46	91	94	66	49	20	6	439	Cutlery and Scissors Makers	81	31	275	121	3	
.	1	2	2	7	3	1	4	2	.	22	Needle, Pin—Makers	42	3	17	2	.	
.	5	29	9	5	3	.	3	3	.	48	Steel Pen Makers	1	2	44	1	1	
												5. Types, Dies, Medals, Coins.					
4	18	127	98	185	126	94	47	23	1	723	Type—Cutters, Founders	8	15	692	4	12	
.	6	78	56	103	71	50	39	10	4	417	Die, Seal, Coin, Medal—Makers	31	28	340	37	12	
												6. Arms.					
5	17	239	221	332	236	177	121	45	5	1418	Gunsmiths, Gun Manufacturers	34	31	1336	27	24	
.	2	17	20	46	25	8	2	2	.	122	Sword, Bayonet—Makers, Cutlers	3	3	115	2	2	
												7. Miscellaneous Metal Trades.					
1	6	14	7	4	4	2	1	.	.	39	Nail Manufacture	39	.	.	
1	9	52	30	42	22	11	2	2	.	171	Bolt, Nut, Rivet, Screw, Staple—Makers	4	5	163	3	.	
.	.	5	3	6	3	6	3	8	1	29	Anchor, Chain—Manufacture	4	4	23	2	.	
1	2	60	69	115	72	35	11	15	.	386	Stove, Grate, Range, Fire Iron—Makers	13	12	392	11	1	
.	3	33	31	51	37	22	11	.	.	188	Bedstead Makers (Iron or Brass)	6	4	173	7	4	
10	46	270	189	283	218	165	111	43	7	1342	Wire—Drawers, Makers, Workers, Weavers	182	66	1084	171	21	
1	.	14	17	23	21	20	18	7	2	123	Lock, Key—Makers	16	4	107	12	.	
2	4	16	24	28	20	9	5	2	.	110	Gas Fittings Makers	3	7	96	6	1	
.	6	71	67	104	96	69	34	11	2	460	Lamp, Lantern, Candlestick—Makers	34	48	380	27	5	
1	8	161	141	263	234	216	114	53	7	1198	White Metal and Electro-Plate Ware Manufacturers; Pewterers	72	89	983	101	25	
22	114	706	644	1020	845	530	294	106	12	4293	Tinplate Goods Makers	210	166	3917	227	43	
.	3	18	11	19	21	12	10	1	.	95	Copper Workers	2	4	88	3	.	
6	35	157	58	143	98	62	35	6	1	601	Leadens Goods Makers	2	7	587	3	4	
4	11	111	88	161	169	129	69	21	2	756	Zinc Workers	43	33	620	52	12	
1	18	222	132	229	148	111	55	22	2	979	Brass, Bronze—Workers	34	24	830	43	13	
13	62	835	895	1365	1047	661	317	94	13	5302	Other Metal Workers	141	163	4964	128	47	
												8. Ships and Boats.					
.	7	43	32	51	39	43	44	11	3	273	Ship—Platers, Riveters, etc.	2	268	2	1	
.	1	9	7	17	13	15	7	2	.	71	Other Workers in Iron	4	66	.	1	
.	36	249	219	357	324	423	381	159	23	2171	Shipwrights	61	2060	40	10	
.	3	2	15	7	2	4	4	4	.	37	Other Workers in Wood	1	35	1	.	
.	7	103	127	264	246	215	154	52	11	1179	Others in Ship and Boat Building	27	1105	32	15	
												9. Vehicles.					
5	51	589	503	770	282	113	39	5	.	2417	Cycle and Motor Manufacture	394	260	1817	340	30	
.	1	20	39	73	52	56	24	6	2	273	Railway—Coach, Waggon Makers	267	2	4	
.	22	436	726	1416	1186	964	641	185	34	5610	Coach, Carriage—Makers	145	337	4967	220	86	
1	16	324	465	814	696	549	358	110	27	3390	Wheelwrights	189	191	2919	202	48	
.	1	54	52	94	80	43	21	11	2	358	Others in construction of Vehicles	50	51	268	34	5	
												10. Dealers.					
3	36	487	635	1000	688	463	251	84	20	3697	Ironmongers; Hardware—Dealers, Merchants	601	2711	290	86	
.	7	72	162	307	283	174	88	33	7	1183	Other Dealers in Metals, Machines, etc.	218	727	211	27	
												XI. PRECIOUS METALS, JEWELS, WATCHES, INSTRUMENTS, AND GAMES.					
												1. Precious Metals and Jewellery.					
7	90	1031	1046	1699	1397	942	580	171	32	6805	Goldsmiths, Silversmiths, Jewellers	559	635	5501	547	122	
1	13	159	148	231	170	116	91	43	7	979	Lapidaries and other Workers	72	45	856	62	16	
												2. Watches and Scientific Instruments.					
9	31	319	367	806	663	561	479	189	49	3503	Watchmakers, Clockmakers	1065	367	2167	918	51	
14	31	412	436	616	374	239	197	69	12	2400	Scientific Instrument Makers; Opticians	176	132	2039	173	36	
17	161	2348	2383	3681	1761	744	263	72	5	11695	Electrical Apparatus Makers	167	445	10648	356	216	
1	7	117	151	275	196	144	95	34	6	1626	Weighing and Measuring Apparatus Makers	68	56	913	48	9	
4	39	218	196	286	201	124	73	23	5	1169	Surgical Instrument Makers	100	89	984	78	18	
												3. Musical Instruments.					
17	100	1195	1140	1734	1223	906	547	230	48	7140	Musical Instrument Makers	262	325	6248	475	92	
												4. Tackle for Sports and Games.					
5	29	195	179	324	276	188	129	42	4	1371	Fishing Tackle, Toy, Game Apparatus—Makers	236	109	1058	185	19	
												5. Dealers.					
.	2	65	117	217	180	129	77	30	6	823	Dealers in Precious Metals, Jewellery, and Watches	145	425	222	31	
.	9	77	102	229	179	102	73	27	2	800	Dealers in Instruments, Toys, etc.	118	451	206	25	

COUNTY OF LONDON—continued.

TABLE 32.—OCCUPATIONS of FEMALES (UNMARRIED and MARRIED or WIDOWED) AGED 10 YEARS AND UPWARDS, at TEN GROUPS of AGES, in the COUNTY OF LONDON, distinguishing for those engaged in certain industries the numbers returned as "WORKING AT HOME"; also as "EMPLOYERS," "WORKING FOR EMPLOYERS," "WORKING ON OWN ACCOUNT," and "OTHERS"—continued.

AGES OF FEMALES 10 YEARS AND UPWARDS.										Total.	OCCUPATIONS OF FEMALES AGED 10 YEARS AND UPWARDS.	Working at Home.	Employers.	Working for Employers.	Working on Own Account.	Others or No Statement.
10-	14-	15-	20-	25-	35-	45-	55-	65-	75 and upwards.							

COUNTY OF LONDON—continued.

TABLE 32.—OCCUPATIONS of MALES AGED 10 YEARS AND UPWARDS, at TEN GROUPS of AGES, in the COUNTY OF LONDON, distinguishing for those engaged in certain industries the numbers returned as "WORKING AT HOME"; also as "EMPLOYERS," "WORKING FOR EMPLOYERS," "WORKING ON OWN ACCOUNT," and "OTHERS"—continued.

AGES OF MALES 10 YEARS AND UPWARDS.											OCCUPATIONS OF MALES AGED 10 YEARS AND UPWARDS.		Working at Home.	Employers.	Working for Employers.	Working on Own Account.	Others or No Statement.
10-	14-	15-	20-	25-	35-	45-	55-	65-	75 and upwards.	Total.							
73	648	12539	18395	35004	34219	27705	15714	4958	707	149962	XII. BUILDING AND WORKS OF CONSTRUCTION.						
											1. House Building, etc.						
	19	274	436	1498	1774	1677	1163	390	61	7292	Builders		3040	3257	854	141	
7	25	666	1037	2296	2442	1687	765	179	26	9130	Builders' Labourers			9130			
26	198	3610	4133	6495	6532	3994	4162	1508	246	32534	Carpenters, Joiners		532	30682	1240	480	
2	38	1103	1881	2632	3087	2634	1464	490	66	13725	Bricklayers		193	13683	234	216	
1	22	845	2085	3572	2924	1798	750	183	22	12292	Bricklayers' Labourers			12292			
2	33	472	568	968	1067	1074	621	159	19	5903	Masons		194	4003	138	68	
	74	162	293	224	187	112	23	4		1079	Masons' Labourers			1079			
	5	110	168	214	195	131	65	19	4	911	Slaters, Tilers		30	818	43	20	
2	27	303	684	837	1068	1045	640	227	37	5160	Plasterers		170	4791	120	79	
1	5	97	166	267	162	86	32	3	2	821	Plasterers' Labourers			821			
2	11	233	329	714	639	413	176	51	10	2369	Paperhangers, Whitewashers		32	2108	269	40	
13	92	1709	3396	8752	8958	7671	3947	1143	123	35774	Painters, Decorators, Glaziers		1275	31553	2290	656	
13	125	1915	1933	2831	2016	1206	545	146	16	10766	Plumbers		501	9342	801	122	
	27	509	638	1420	1193	786	421	132	15	5161	Gasfitters		164	4545	375	77	
3	5	53	51	98	68	66	54	14	7	419	Locksmiths, Bellhangers		11	352	53	3	
											2. Other Works of Construction, and Roads.						
	1	5	85	341	580	606	513	297	88	14	2620	Railway, Canal, Harbour, etc., Contractors		24	32	1	3
			4	11	35	23	17	5	1		Navvies, Railway Contractors' Labourers			2920			
			3	7	14	18	17	6	2		Well, Mine-Sinkers, Borers		3	93			
											Road-Contractors, Surveyors, Inspectors		20	37	4	6	
	11	182	346	885	993	757	477	186	35	3872	Paviours, Road Labourers						
140	722	8604	8650	14649	11995	9203	5314	1850	364	61891	XIII. WOOD, FURNITURE, FITTINGS, AND DECORATIONS.						
											1. Furniture, Fittings, and Decorations.						
28	153	2324	2323	3826	3132	2426	1350	531	101	16214	Cabinet Makers	1433	1297	13298	1449	200	
8	86	1196	1261	1765	1191	751	363	132	20	6783	French Polishers	182	170	6244	289	80	
11	49	742	752	1238	1016	760	429	123	24	5144	Upholsterers	433	305	4298	477	64	
3	14	260	388	662	521	416	203	62	12	2551	House and Shop Fittings Makers	198	225	2115	177	34	
1	4	74	118	233	212	172	95	39	17	985	Undertakers; Funeral Furniture Makers	323	184	610	174	17	
13	81	825	710	1094	990	831	580	236	43	5403	Wood Carvers; Carvers and Gilders	687	406	4254	676	67	
1	11	144	198	445	294	244	157	59	9	1562	Willow, Cane, Rush-Workers; Basket Makers	220	108	1243	187	24	
	1	46	79	232	205	187	114	43	10	917	Dealers in Works of Art		167	369	340	41	
	14	312	588	1300	956	716	386	112	28	4412	Furniture, etc., Dealers		434	3148	735	95	
											2. Wood and Bark.						
14	101	884	770	1105	787	546	273	79	13	4572	Sawyers	26	57	4411	34	70	
1	20	22	33	70	65	18	12	2		243	Lath, Wooden Fence, Hurdle-Makers	15	11	208	18	6	
4	16	182	174	345	337	248	161	54	13	1534	Wood Turners	99	82	1227	216	9	
10	79	637	510	759	618	425	302	48	9	3317	Wooden Box, Packing Case-Makers	123	126	3030	116	45	
3	20	207	286	514	579	584	491	135	17	2830	Cooper; Hoop-Makers, Benders	79	75	2641	95	25	
5	19	123	99	181	166	87	78	17	8	723	Cork, Bark-Cutters, Workers	59	36	644	38	5	
38	70	530	410	681	580	443	224	86	14	3056	Other Workers in Wood	378	92	2006	333	45	
	4	78	152	416	381	302	190	82	14	1619	Timber, Wood, Cork, Bark-Merchants, Dealers		443	563	563	50	
23	114	1094	1094	2064	1490	1068	567	166	35	7735	XIV. BRICK, CEMENT, POTTERY, AND GLASS.						
											1. Brick, Cement, Pottery, and Glass.						
1	7	57	78	128	129	90	48	16	5	559	Brick, Plain Tile, Terra-Cotta-Makers		29	547	3	10	
6	23	294	243	458	333	213	121	33	2	1726	Plaster, Cement-Manufacture		19	139	3	2	
											Earthenware, China, Porcelain-Manufacture		43	1618	36	29	
											Sheet, Plate-Glass Manufacture		3	10		1	
1	8	37	58	110	76	40	22	4	1	14	Glass Bottle Manufacture		23	315	11	8	
12	68	562	487	863	557	397	201	53	12	3212	Other Workers in Glass Manufacture		138	2885	155	34	
3	8	127	208	467	350	317	156	54	14	1704	Brick, Cement, Pottery, Glass-Dealers		310	999	364	31	
91	426	2736	2887	4936	3420	2341	1307	423	78	18645	XV. CHEMICALS, OIL, GREASE, SOAP, RESIN, ETC.						
											1. Colouring Matter.						
4	27	247	177	331	296	191	108	29	2	1382	Dye, Paint, Ink, Blacking-Manufacture...		80	1247	40	15	
											2. Explosives and Matches.						
1	6	50	61	108	68	28	12	3		337	Gunpowder, Guncotton, Explosive Substance-Manufacture		6	330		1	
17	103	457	323	468	261	135	37	5	1	1897	Cartridge, Fireworks, Explosive Article-Manufacture		14	1787	2	4	
2	17	42	12	29	30	16	13			161	Lucifer Match Manufacture			157	2	2	
											3. Salt, Drugs, and other Chemicals and Compounds.						
											Salt Makers		1	2		1	
9	35	221	228	438	374	295	167	56	18	1841	Manufacturing Chemists		191	1538	80	32	
											Alkali Manufacture			20	1	1	
6	56	504	951	1550	921	608	334	122	24	5086	Chemists, Druggists		661	3729	532	164	
											4. Oil, Grease, Soap, Resin, etc.						
1	26	149	90	171	145	104	44	13	4	764	Oil Millers, Oil Cake Makers		5	33	398	4	6
3	14	114	82	139	111	79	32	22	3	619	Candle, Grease-Manufacture		6	15	734	6	9
											Soap-Boilers, Makers		1	26	573	8	12
6	19	163	150	217	156	116	73	23	4	57	Manure Manufacture			6	50		1
4	8	54	52	115	88	59	46	9	1	436	India Rubber, Gutta Percha-Workers		28	49	847	33	7
3	19	97	101	137	96	88	41	15	6	603	Waterproof Goods Makers		30	31	375	21	9
24	94	514	478	932	637	434	238	87	7	3505	Glue, Size, Varnish, etc.-Makers		19	62	513	21	7
2	2	60	75	148	156	101	66	28	6	644	Oil and Colourmen		479	2233	722	71	14
											Other Dealers in Sub-Orders 1, 2 and 4		112	421	97	14	

COUNTY OF LONDON—continued.

TABLE 32.—OCCUPATIONS of FEMALES (UNMARRIED and MARRIED or WIDOWED) AGED 10 YEARS AND UPWARDS, at TEN GROUPS of AGES, in the COUNTY OF LONDON, distinguishing for those engaged in certain industries the numbers returned as "WORKING AT HOME"; also as "EMPLOYERS," "WORKING FOR EMPLOYERS," "WORKING ON OWN ACCOUNT," and "OTHERS"—continued.

AGES OF FEMALES 10 YEARS AND UPWARDS.											Total.	OCCUPATIONS OF FEMALES AGED 10 YEARS AND UPWARDS.	Working at Home.	Employers.	Working for Employers.	Working on Own Account.	Others or No Statement.	
10-	14-	15-	20-	25-	35-	45-	55-	65-	75 and upwards.									
.	1	5	5	2	10	20	22	10	7	15 65	} XII. BUILDING AND WORKS OF CONSTRUCTION.							
.	1	5	5	2	10	19	22	10	1	15 64		1. House Building, etc.	3 52	11 4	1 6			
.	1	.	.	.	1		2. Other Works of Construction, and Roads	1	
35	233	2460	1245	738	278	178	76	25	4	5272 2657	} XIII. WOOD, FURNITURE, FITTINGS, AND DECORATIONS.							
.	3	31	22	10	2	3	.	.	.	71		1. Furniture, Fittings, and Decorations.	6	.	67	3	1	
10	37	460	179	48	10	5	2	1	.	752		Cabinet Makers	25 15	44 12	12 2			
9	81	935	568	419	181	125	60	21	4	2403	French Polishers	53 69	2 213	726 23	12 8			
1	5	49	32	18	4	7	1	.	.	117	Upholsterers	129 174	8 27	2283 663	66 115	46 17		
.	.	2	3	4	3	8	9	5	.	13	House and Shop Fittings Makers	11 14	2 7	114 38	18 4	4 3		
1	16	109	49	19	11	7	1	.	.	213	Undertakers; Funeral Furniture Makers	17 13	1 2	190 9	18 3	4 1		
2	6	90	42	28	22	9	3	1	.	203	Wood Carvers; Carvers and Gilders	10 10	16 7	184 7	18 1	5 1		
1	2	23	19	29	11	4	2	1	.	92	Willow, Cane, Rush—Workers; Basket Makers	39 142	1 153	184 89	18 3	5 3		
.	1	41	30	36	12	7	4	1	.	132	Dealers in Works of Art	3 13	78 21	8 1	3 1		
.	.	.	1	23	34	46	28	17	3	152	Furniture, etc., Dealers	5 22	106 44	13 72	8 14		
.	.	8	1	2	11	} 2. Wood and Bark.	.	.	11	.	.		
3	27	276	125	50	11	4	1	.	.	566		Wood Turners	3 74	2 1	3 493	.	1 8	
2	21	149	72	23	5	1	.	.	.	273		Wooden Box, Packing Case—Makers	193 317	3 229	7 23	4 3	2 3	
6	32	284	162	42	6	5	2	.	.	479	Cork, Bark—Cutters, Workers	1 6	.	271 28	.	2 2		
.	2	3	1	1	35	Other Workers in Wood	43 53	1 16	464 467	9 5	5 19		
.	7	Timber, Wood, Cork, Bark—Merchants, Dealers	.	8	11	16	.	.	
3	19	337	194	129	54	24	13	2	.	775 202	} XIV. BRICK, CEMENT, POTTERY, AND GLASS.							
.	.	2	.	.	1	3		1. Brick, Cement, Pottery, and Glass.	.	.	3	.	.	
.	10	112	44	37	9	2	.	.	.	214		Brick, Plain Tile, Terra-Cotta, Plaster, Cement—Makers	.	1 3	207 22	4 2	2 3	
3	5	135	62	15	7	7	3	.	.	237	Earthenware, China, Porcelain—Manufacture	.	2 7	222 51	5 3	8 8		
.	4	88	77	38	14	10	2	.	.	321	Glass Manufacture	14 21	274 52	22 58	11 1		
.	112	Brick, Cement, Pottery, Glass—Dealers	
34	271	2306	1406	658	187	99	22	11	2	4998 917	} XV. CHEMICALS, OIL, GREASE, SOAP, RESIN, ETC.							
.	.	6	100	243	242	167	93	39	7	917		1. Colouring Matter.	.	.				
1	16	103	43	14	6	.	1	.	.	184 37		Dye, Paint, Ink, Blacking—Manufacture	.	1 25	177 1	.	6 1	
.	} 2. Explosives and Matches.	.	.					
.	.	20	7	2	1	1	.	.	.	31		Gunpowder, Gun-cotton, Explosive Substance—Manufacture	.	.	29	.	2	
4	18	270	178	73	26	21	3	1	1	595		Cartridge, Fireworks, Explosive Article—Manufacture	.	.	590	.	5	
2	50	339	154	43	15	3	1	.	.	907	Lucifer Match Manufacture	900	1	6		
.	.	2	28	47	47	10	8	2	.	159		.	.	158	.	1		
.	} 3. Salt, Drugs, and other Chemicals and Compounds.	.	.					
9	62	574	336	152	35	16	2	.	.	1306 105		Manufacturing Chemists	3 6	1184 92	3 4	16 3	
3	27	289	256	134	47	11	3	1	.	771 64		Chemists, Druggists	1 10	744 39	12 18	14 2	
.	} 4. Oil, Grease, Soap, Resin, etc.	.	.					
.	1	16	13	6	1	1	.	.	.	38 7		Oil Millers, Oil Cake Makers	38	.	.	
3	17	20	15	9	2	1	.	.	.	67 9		Candle, Grease—Manufacture	67	.	.	
3	8	85	53	23	2	174 9	Soap—Boilers, Makers	171	.	3		
3	18	164	97	31	9	4	.	1	.	327 49	India Rubber, Gutta Percha—Workers	.	2 1	322 43	2 2	2 2		
2	23	240	156	104	17	15	2	4	.	563 174	Waterproof Goods Makers	16 25	1 1	532 179	2 1	9 2		
3	24	135	35	28	9	11	7	3	1	296 63	Glue, Size, Varnish, etc.—Makers....	.	9 1	245 58	5 3	6 2		
.	.	5	25	36	12	18	10	2	1	116 149	Oil and Colourmen	5 25	91 88	16 8	4 1		
1	2	26	19	8	1	5	1	.	.	63 18	Other Dealers in Sub-Orders 1, 2 and 4	3 4	57 7	2 4	1 1		

COUNTY OF LONDON—continued.

TABLE 32.—OCCUPATIONS of MALES AGED 10 YEARS AND UPWARDS, at TEN GROUPS of AGES, in the COUNTY OF LONDON, distinguishing for those engaged in certain industries the numbers returned as "WORKING AT HOME"; also as "EMPLOYERS," "WORKING FOR EMPLOYERS," "WORKING ON OWN ACCOUNT," and "OTHERS"—*continued*.

AGES OF MALES 10 YEARS AND UPWARDS.											Total.	OCCUPATIONS OF MALES AGED 10 YEARS AND UPWARDS.	Working at Home.	Employers.	Working for Employers.	Working on Own Account.	Others or No Statement.
10-	14-	15-	20-	25-	35-	45-	55-	65-	75 and upwards.								
26	215	2393	2603	4771	3837	2920	1767	601	105	19238	XVI. SKINS, LEATHER, HAIR, AND FEATHERS.						
											1. <i>Skins and Leather.</i>						
2	22	328	331	672	615	470	196	61	10	2760	Furriers, Skinners ...	377	281	2281	168	39	
1	6	105	136	198	182	146	91	51	3	919	Tanners ...	2	15	893	2	9	
7	90	1011	1008	1891	1345	972	618	191	23	7156	Curriers; Leather Goods Makers ...	348	390	6455	253	58	
											2. <i>Saddlery and Harness.</i>						
5	43	441	515	947	808	600	401	139	23	3922	Saddlers; Harness, Whip-Makers ...	479	287	3279	306	50	
											3. <i>Hair and Feathers.</i>						
11	50	361	299	542	507	432	249	97	30	2578	Brush, Broom-Makers; Hair, Bristle-Workers	341	151	2209	180	38	
.	2	49	51	67	57	41	26	12	3	308	Quill, Feather-Dressers ...	51	33	228	43	4	
											4. <i>Dealers in Skins, Leather, Hair, and Feathers.</i>						
.	2	98	213	454	323	259	186	47	13	1505	Dealers in Skins, Leather, Hair, & Feathers	.	286	1004	277	28	
											XVII. PAPER, PRINTS, BOOKS, AND STATIONERY.						
											1. <i>Paper and Stationery.</i>						
7	33	222	174	251	172	88	49	12	2	1030	Paper Manufacture ...	15	55	903	16	36	
6	31	179	95	177	113	69	28	12	1	711	Paper Stainers ...	18	12	608	13	18	
8	26	334	301	580	322	230	93	39	3	1936	Stationery Manufacture ...	40	107	1774	36	19	
3	7	42	27	43	45	20	11	6	.	204	Envelope Makers ...	1	6	196	.	2	
16	58	333	295	319	192	137	60	39	6	1356	Paper Box, Paper Bag-Makers	124	98	1162	75	21	
23	64	212	140	293	230	172	96	37	5	1272	Other Workers in Paper, etc. ...	127	61	1025	164	22	
9	58	580	632	1085	832	602	358	109	25	4270	Stationers, Law Stationers	387	3133	437	113	
											2. <i>Prints and Books.</i>						
220	994	6081	5231	9799	6353	3768	1928	519	72	34965	Printers ...	555	828	33287	356	494	
8	45	410	452	938	683	464	283	117	13	3413	Lithographers; Copper and Steel Plate Printers	119	133	3046	183	51	
24	126	883	905	1559	1243	805	425	140	31	6111	Bookbinders ...	147	208	5713	148	72	
14	85	636	597	1080	841	547	339	140	21	4300	Publishers, Booksellers	465	3360	401	165	
43	86	452	511	1071	784	575	330	114	22	3688	Newspaper Agents, News Room Keepers	.	357	2219	1306	106	
											XVIII. TEXTILE FABRICS.						
											1. <i>Cotton and Flax.</i>						
.	.	.	1	1	Cotton-Card and Blowing Room Processes	.	.	1	.	.	
.	1	6	5	4	7	3	3	1	.	30	Cotton-Spinning Processes	12	18	.	.	
.	.	2	2	4	4	7	1	.	.	20	Cotton-Winding, Warping, etc., Processes	.	9	9	1	1	
.	.	.	1	4	9	6	2	.	.	22	Cotton-Weaving Processes ...	1	9	1	1	1	
.	Cotton-Workers in other processes, or undefined	.	1	19	2	.	
.	.	.	1	.	.	1	.	.	.	2	Fustian Manufacture	1	1	.	.	
.	.	1	2	3	3	3	3	.	.	15	Flax, Linen, Manufacture	7	7	.	1	
											2. <i>Wool and Worsted.</i>						
.	.	.	.	1	2	.	1	.	.	4	Wool-Sorting Processes	4	.	.	
.	.	.	.	1	1	Wool-Combing Processes	1	.	.	
1	.	.	1	1	3	1	1	.	.	8	Wool and Worsted-Spinning Processes	4	3	.	1	
2	2	3	4	6	13	9	2	.	.	39	Wool and Worsted-Weaving Processes ...	4	10	21	4	4	
.	.	60	82	162	100	77	34	12	1	538	Wool and Worsted-Workers in other processes, or undefined	10	19	507	4	8	
											3. <i>Silk.</i>						
.	4	9	2	11	16	10	3	3	.	58	Silk-Spinning Processes ...	1	3	55	.	8	
2	7	24	28	54	49	38	56	84	36	309	Silk-Weaving Processes ...	162	24	318	19	8	
2	1	13	22	26	29	12	16	8	1	121	Silk-Workers in other processes, or undefined	4	21	95	2	3	
											4. <i>Hemp and Other Fibrous Materials.</i>						
.	1	4	4	18	29	13	9	4	.	73	Hemp, Jute, Cocoa Fibre Manufacture ...	5	10	56	4	3	
5	40	197	85	144	103	101	98	50	9	832	Rope, Twine, Cord-Makers ...	25	33	767	27	5	
1	8	26	15	56	69	58	48	16	.	297	Mat Makers ...	52	15	245	32	5	
1	5	60	77	112	117	95	70	29	4	570	Canvas, Sailcloth, Sacking, Net, etc., Manufacture	48	28	502	32	8	
											5. <i>Mixed or Unspecified Materials.</i>						
.	.	8	14	24	12	11	5	3	.	77	Hosiery Manufacture ...	9	17	49	9	2	
.	.	9	19	22	13	11	5	2	.	103	Lace Manufacture ...	7	22	62	13	6	
.	1	2	3	2	1	1	2	.	.	14	Other Weavers of Mixed Cotton, Wool, etc.	.	3	19	.	1	
.	.	.	1	3	Mat Workers of Mixed Cotton, Wool, etc.	1	.	3	.	.	
.	.	19	27	56	49	36	21	12	4	224	Carpet, Rug, Felt, Manufacture ...	8	23	190	8	3	
2	20	106	105	196	133	121	71	26	5	788	Fancy Goods (Textile), Small Ware, etc., Manufacture	109	141	555	79	13	
.	2	7	6	9	6	12	10	8	5	65	Weavers (undefined) ...	6	.	65	.	.	
.	.	7	3	1	4	15	Factory Hands (Textile), undefined	15	.	.	

COUNTY OF LONDON—continued.

TABLE 32.—OCCUPATIONS of FEMALES (UNMARRIED and MARRIED or WIDOWED) AGED 10 YEARS AND UPWARDS, at TEN GROUPS of AGES, in the COUNTY OF LONDON, distinguishing for those engaged in certain industries the numbers returned as "WORKING AT HOME"; also as "EMPLOYERS," "WORKING FOR EMPLOYERS," "WORKING ON OWN ACCOUNT," and "OTHERS"—continued.

AGES OF FEMALES 10 YEARS AND UPWARDS.											Total.	OCCUPATIONS OF FEMALES AGED 10 YEARS AND UPWARDS.	Working at Home.	Employers.	Working for Employers.	Working on Own Account.	Others or No Statement.
10-	14-	15-	20-	25-	35-	45-	55-	65-	75 and upwards.								
62	400	2962	1792	961	342	137	54	19		6662	XVI. SKINS, LEATHER, HAIR, AND FEATHERS.						
.	.	17	237	630	791	637	357	127	22	2806							
8	35	563	444	219	96	48	21	8	2	1444							
21	128	821	399	181	48	20	8	1		1627							
.	.	1	48	201	85	70	34	7	3	349							
1	9	69	43	20	5	9	4	1		161							
.	.	.	5	15	26	27	15	8	2	96							
14	90	530	239	150	75	34	13	6	2	1173							
37	146	932	619	276	106	25	6	3		2170							
.	.	5	69	209	100	85	36	15	2	419							
1	1	27	28	15	12	1	2	.		87	XVII. PAPER, PRINTS, BOOKS, AND STATIONERY.						
.	.	1	.	2	10	15	8	3	1	40							
317	1643	12262	7162	3708	1178	504	221	56	9	27090							
.	.	54	684	1703	1697	1265	632	235	39	6309							
7	32	313	136	63	15	6	5	.		597							
.	1	23	22	34	45	21	14	1		139							
.	1	23	22	34	45	21	14	1		45							
27	173	1140	782	386	115	34	15	1		2673							
39	148	784	370	215	76	29	21	6		1688							
85	458	3576	1867	781	194	66	27	6		7060							
9	79	738	495	237	42	12	8	.		1621	XVIII. TEXTILE FABRICS.						
10	83	692	542	365	156	84	23	10		1996							
.	.	10	41	67	61	48	28	6		361							
42	162	1118	494	213	54	18	8	2		2111							
2	9	114	51	33	8	5	2	.		224							
90	467	3006	2269	1293	422	201	79	27	6	8430							
4	3	81	85	78	38	15	10	1		315							
2	8	75	63	67	56	32	23	3		330							
.	.	.	8	59	95	114	89	41	11	417							
65	556	6649	6088	4251	1244	467	197	56	8	19581							
.	.	19	279	694	839	737	549	227	52	3336							
3	26	12	5	2		48	XIX. OTHERS.						
.	.	3	6	4	4	.	.	.		17							
.	2	1		3							
.							
11	61	38	21	9	3	9	2	.		154							
.	2	10	18	15	7	9	7	.		68							
2	13	50	12	13	8	3	.	1		102							
1	15	94	77	40	25	16	9	7	3	287							
.	19	101	44	24	3	6	2	1		200							
.	.	.	1	8	3	7	6	1	1	27							
6	4	1	3		10	XX. MISCELLANEOUS.						
4	168	59	29	2	4	1	2	.		269							
2	27	13	8	5	1	1	.	.		57							
4	34	537	228	97	30	14	4	3		951							
.	.	6	70	175	215	178	101	37	2	782							
1	8	55	46	20	4	7	5	.		146							
1	7	108	84	46	32	15	13	10	1	317							
.	.	7	.	5		12							
2	47	27	16	4	3	.	.	.		99							
45	215	1532	1053	823	343	166	81	18	4	4280							
.	2	17	17	5	4	7	3	21	8	49	XXI. MISCELLANEOUS.						
.	16	2	1	19							
.	.	.	1	2	5							
8	35	563	444	219	96	48	21	8	2	1444	XXII. MISCELLANEOUS.						
21	128	821	399	181	48	20	8	1		1627							
.	.	1	48	201	85	70	34	7	3	349							
1	9	69	43	20	5	9	4	1		161							
.	.	.	5	15	26	27	15	8	2	96							
14	90	530	239	150	75	34	13	6	2	1173							
37	146	932	619	276	106	25	6	3		2170							
.	.	5	69	209	100	85	36	15	2	419							
1	1	27	28	15	12	1	2	.		87							
.	.	1	.	2	10	15	8	3	1	40							

COUNTY OF LONDON—continued.

TABLE 32.—OCCUPATIONS of MALES AGED 10 YEARS AND UPWARDS, at TEN GROUPS of AGES, in the COUNTY OF LONDON, distinguishing for those engaged in certain industries the numbers returned as "WORKING AT HOME"; also as "EMPLOYERS," "WORKING FOR EMPLOYERS," "WORKING ON OWN ACCOUNT," and "OTHERS"—continued.

AGES OF MALES 10 YEARS AND UPWARDS.											Total	OCCUPATIONS OF MALES AGED 10 YEARS AND UPWARDS.	Working at Home.	Employers.	Working for Employers.	Working on Own Account.	Others or No Statement.
10-	14-	15-	20-	25-	35-	45-	55-	65-	75 and upwards.								
.	.	1	.	3	5	4	6	1	1	21	6. Bleaching, Printing, Dyeing, etc.
3	6	2	.	1	5	2	1	.	.	11	Textile Bleachers	2	4	17	.	.	.
.	104	111	163	159	142	86	34	.	.	817	Textile Printers	3	3	6	2	.	.
.	20	17	37	25	33	19	4	.	.	139	Textile Dyers	103	80	696	58	13	.
											Textile Calenderers, Finishers, etc.	20	10	138	9	2	.
17	120	2654	3891	4166	1950	1189	604	151	25	14767	7. Dealers.	.	1282	12518	705	262	.
1	16	482	682	1235	757	519	302	93	10	4697	Drapers, Linen Drapers, Mercers	551	3110	328	108	.
											Other Dealers in Textile Fabrics
208	787	8471	12421	22725	15785	10305	6750	3005	721	81178	XIX. DRESS.						
											1. Dress.						
.	.	1	.	4	5	Straw Plait Manufacture	4	1	.	.
.	.	5	15	32	17	6	7	8	.	93	Straw Hat, Bonnet, Manufacture	12	7	74	8	4	.
2	8	8	6	12	13	13	6	3	.	58	Felt Hat Manufacture	1	57	.	.	.
1	18	116	155	309	238	204	95	40	9	2092	Makers of other Hats, Caps, etc.	145	163	1724	95	20	.
34	269	3211	5322	9579	6169	3444	2259	1090	272	270	Milliners	42	83	170	10	5	.
1	18	273	458	756	493	317	153	45	8	1185	Hat, Bonnet, Straw Plait, etc., Dealers	71	1015	73	26	.
1	2	54	72	146	120	85	48	13	3	31389	Tailors	7415	3285	25107	2484	513	.
.	1	30	25	51	34	30	15	3	4	2522	Clothiers, Outfitters (Dealers)	392	1801	302	57	.
4	18	343	375	492	300	245	100	46	6	544	Dressmakers	156	169	291	75	9	.
.	1	2	4	6	12	11	3	4	1	103	Staymakers	42	23	141	25	4	.
3	33	403	534	672	446	250	125	37	8	1929	Shirt Makers, Seamstresses	154	198	1630	83	18	.
50	204	1962	2617	5784	5004	3922	1355	339	21219	43	Button Makers	4	5	34	3	1	.
1	1	13	25	85	77	45	31	29	2	138	Glove Makers	10	14	116	6	2	.
17	40	438	563	847	446	235	124	34	10	2511	Hosiery, Haberdashers	295	1933	229	54	.
82	112	820	1365	1221	560	238	89	11	2	21219	Boot, Shoe—Makers	7640	1547	17744	4621	337	.
2	38	348	290	520	469	311	193	72	10	300	Slipper Makers	127	22	220	56	2	.
2	8	69	50	102	81	46	30	11	3	44	Patten, Clog—Makers	14	4	29	11	.	.
1	11	65	131	195	192	151	100	45	5	2784	Boot, Shoe, Patten, Clog—Dealers	221	2249	248	66	.
										342	Artificial Flower Makers	90	62	213	62	5	.
										7010	Wig Makers, Hairdressers	2177	1167	4232	1492	99	.
										2269	Umbrella, Parasol, Stick—Makers	283	164	1844	238	23	.
										462	Other Workers in Dress	28	22	357	20	3	.
										896	Other Dealers in Dress	79	456	338	23	.
471	1702	18218	23009	39300	27310	17023	8674	2634	421	138762	XX. FOOD, TOBACCO, DRINK, AND LODGING.						
											1. Food.						
153	218	1443	1739	2883	1635	811	354	97	16	9390	Creamery Workers	13	1	1	.
2	2	68	104	193	138	86	54	20	2	669	Milk-sellers, Dairymen	866	7101	1224	169	.	.
7	32	662	931	1770	1163	745	411	92	13	5849	Provision Curers	35	579	43	12	.
											Cheese-mongers, Buttermen, Provision Dealers	754	4121	838	136	.
41	269	2146	2556	4149	2662	1576	786	200	29	11334	Slaughterers	10	264	3	1	.
1	1	43	104	208	212	110	42	11	2	733	Butchers, Meat Salesmen	1687	11329	1124	214	.	.
10	72	704	810	1789	1392	904	452	116	20	6306	Fish Curers	46	613	57	17	.
1	18	169	201	398	310	234	136	33	8	1508	Fishmongers, Poulterers, Game Dealers	699	3992	1525	120	.
5	19	210	296	589	510	351	196	33	8	2337	Millers; Cereal Food Manufacture	63	1389	28	28	.
39	159	1989	2292	3390	2243	1357	738	241	22	12180	Corn, Flour, Seed—Merchants, Dealers	549	1301	424	63	.
9	40	464	533	1431	1373	886	519	178	30	5463	Bread, Biscuit, Cake, etc.—Makers	372	11305	287	226	.
10	30	193	132	265	181	100	47	17	2	492	Bakers, Confectioners (Dealers)	1713	2035	1608	107	.
2	4	50	32	55	42	41	16	4	2	486	Sugar Refiners	17	464	5	5	.
192	392	2791	2848	4169	2633	1671	819	252	32	965	Jam, Preserve, Sweet—Makers	49	834	32	10	.
29	146	1239	1254	2493	1685	1133	636	206	33	248	Chocolate, Cocoa—Makers	15	228	5	5	.
2	11	164	154	346	270	149	46	8	3	15709	Grocers; Tea, Coffee, Chocolate—Dealers	1434	11454	2428	263	.
										8864	Greengrocers, Fruiters	1279	4616	2868	161	.
										1153	Ginger Beer, Mineral Water—Manufacture	80	1004	53	16	.
2	14	67	77	117	115	82	51	13	5	543	Mustard, Vinegar, Spice, Pickle, etc.—Makers	42	479	14	8	.
.	2	35	163	301	210	136	38	28	4	872	Other Dealers in Food	105	662	80	25	.

COUNTY OF LONDON—continued.

TABLE 32.—OCCUPATIONS of FEMALES (UNMARRIED and MARRIED or WIDOWED) AGED 10 YEARS AND UPWARDS, at TEN GROUPS of AGES, in the COUNTY of LONDON, distinguishing for those engaged in certain industries the numbers returned as "WORKING AT HOME"; also as "EMPLOYERS," "WORKING FOR EMPLOYERS," "WORKING ON OWN ACCOUNT," and "OTHERS"—continued.

AGES OF FEMALES 10 YEARS AND UPWARDS.										Total.	OCCUPATIONS OF FEMALES AGED 10 YEARS AND UPWARDS.	Working at Home.	Employers.	Working for Employers.	Working on Own Account.	Others or No Statement.
10-	14-	15-	20-	25-	35-	45-	55-	65-	75 and upwards.							
.	.	.	.	4	1	5	6. Bleaching, Printing, Dyeing, etc.	.	.	5	.	.
1	23	238	171	112	47	28	12	2	.	690	Textile Printers ...	34	4	618	19	19
.	.	1	13	33	44	51	32	9	.	185	Textile Dyers ...	36	12	145	27	1
.	2	37	26	16	2	5	1	.	.	89	Textile Calenderers, Finishers, etc.	7	2	81	3	3
.	.	.	.	6	7	9	4	2	.	28		10	2	21	3	2
7	185	3368	4062	2886	684	170	49	8	.	11419	7. Dealers.	.	89	10715	211	404
3	11	132	106	80	39	24	10	2	.	407	Drapers, Linen Drapers, Mercers	136	236	247	28
.	.	1	3	28	25	14	16	.	.	89	Other Dealers in Textile Fabrics...	.	13	343	42	9
.	19	43	34	2
463	3617	38063	30630	22592	9276	4848	2450	897	183	114039	XIX. DRESS.
.	.	145	2151	8021	10276	9933	7142	3581	762	42011	1. Dress.
.	.	.	2	1	.	1	1	2	.	3	Straw Plait Manufacture ...	4	.	3	.	.
1	3	35	29	31	20	10	9	6	2	146	Straw Hat, Bonnet, Manufacture ...	20	2	142	1	1
.	.	2	9	5	15	27	36	12	2	153	Felt Hat Manufacture ...	36	3	121	8	1
.	.	.	.	3	1	1	.	.	.	18	Makers of other Hats, Caps, etc....	1	.	18	.	.
15	73	766	465	239	88	49	29	9	1	1745	Milliners ...	96	11	1708	12	14
32	305	3700	2756	2012	691	325	137	34	6	9968	Hat, Bonnet, Straw Plait, etc., Dealers	303	11	319	16	3
1	1	16	33	22	13	2	.	.	11	1162	Tailors ...	286	192	9072	520	214
.	.	.	.	6	7	4	7	2	1	91	Clothiers, Outfitters (Dealers)	496	117	748	267	30
110	728	8491	6211	3673	1334	646	347	88	9	21547	Dressmakers	2	83	3	3
2	10	165	217	200	101	51	15	4	.	765	Staymakers ...	3391	141	20647	455	394
139	1390	14718	12679	11185	4768	2401	1037	329	61	48928	Shirt Makers, Seamstresses	4572	212	10335	734	256
15	72	580	428	235	89	58	25	15	1	1518	Button Makers	34	646	56	29
77	648	7224	5350	3461	1575	1002	689	365	96	20486	Glove Makers ...	12896	1334	30143	10239	982
2	12	48	31	14	4	1	1	.	.	113	Hosiery, Haberdashers ...	8446	836	5149	6771	332
1	11	62	56	42	16	8	3	2	1	290	Boot, Shoe-Makers ...	169	25	1381	75	37
.	4	50	42	51	21	17	10	3	2	200	Slipper Makers ...	198	28	266	93	9
30	183	1699	1128	621	211	102	39	11	.	4024	Patten, Clog-Makers ...	4293	198	18994	1203	391
.	1	13	4	5	1	1	1	.	.	25	Boot, Shoe, Patten, Clog-Dealers	5465	210	7696	1919	345
.	1	1	3	5	Artificial Flower Makers ...	1	.	111	1	1
2	10	171	180	135	48	21	7	1	1	576	Wig Makers, Hairdressers ...	37	1	196	2	1
18	69	509	361	202	123	71	50	14	3	1420	Umbrella, Parasol, Stick-Makers	36	8	156	30	6
5	16	219	175	113	33	15	8	2	1	586	Other Workers in Dress ...	672	44	3808	80	92
4	31	324	249	104	69	33	21	5	.	900	Other Dealers in Dress ...	1039	111	1659	147	69
7	42	302	148	77	31	20	8	3	.	638		8	.	25	.	.
2	5	81	90	86	40	15	12	6	.	337		27	1	32	5	1
.	.	.	8	161	189	147	48	7	.	642		1	.	5	.	.
164	908	12123	13088	7234	2023	1181	549	168	22	36469	XX. FOOD, TOBACCO, DRINK, AND LODGING.
.	.	44	692	2660	3286	3150	2181	861	158	13032	1. Food.
.	1	2	2	1	6	Creamery Workers	5	.	.
2	10	162	244	361	103	46	13	5	.	846	Milk-sellers, Dairymen	25	685	100	36
2	2	115	71	32	5	3	.	.	.	239	Provision Curers	77	159	127	12
.	2	69	86	69	28	18	5	1	1	279	Choicemongers, Buttermen, Provision Dealers	.	7	221	1	1
.	.	25	28	22	12	4	3	.	.	94	Butchers, Meat Salesmen	1	216	50	15
.	.	4	7	1	.	.	2	.	.	14	Fish Curers	35	62	182	15
2	8	69	57	25	6	3	3	1	1	173	Fishmongers, Poulterers, Game Dealers	.	8	77	5	4
3	10	32	24	16	3	1	.	.	.	89	Millers: Cereal Food Manufacture	45	26	45	3
2	6	46	58	34	13	6	2	1	.	168	Corn, Flour, Seed—Merchants, Dealers	.	14	14	.	.
5	37	438	295	137	44	14	2	1	.	973	Bread, Biscuit, Cake, etc.—Makers	.	2	31	8	3
14	98	1318	1327	1013	333	188	60	11	2	4384	Bakers, Confectioners (Dealers)	.	1	965	1	6
31	182	1703	992	321	32	13	5	2	10	1669	Jam, Preserve, Sweet-Makers	.	35	3705	487	137
6	42	309	217	49	15	1	1	.	.	555	Chocolate, Cocoa—Makers	.	3	3145	11	49
14	54	735	472	232	85	43	25	3	.	1693	Grocers; Tea, Coffee, Chocolate—Dealers	.	6	539	11	8
6	12	198	225	151	55	26	6	2	.	681	Greengrocers, Fruiterers	11	1487	125	49
.	8	221	177	54	1	1	.	.	.	462	Ginger Beer, Mineral Water—Manu- facture	.	18	572	50	41
3	19	238	139	40	13	6	2	2	.	462	Mustard, Vinegar, Spice, Pickle, etc. —Makers	.	100	126	317	17
.	.	11	3	2	1	1	.	.	.	17	Other Dealers in Food	.	1	456	1	6
.	.	.	.	5	10	6	1	1	.	28		.	2	136	1	4

COUNTY OF LONDON—continued.

TABLE 32.—OCCUPATIONS of MALES AGED 10 YEARS AND UPWARDS, at TEN GROUPS of AGES, in the COUNTY OF LONDON, distinguishing for those engaged in certain industries the numbers returned as "WORKING AT HOME"; also as "EMPLOYERS," "WORKING FOR EMPLOYERS," "WORKING ON OWN ACCOUNT," and "OTHERS"—continued.

AGES OF MALES 10 YEARS AND UPWARDS.											Total.	OCCUPATIONS OF MALES AGED 10 YEARS AND UPWARDS.	Working at Home.	Employers.	Working for Employers.	Working on Own Account.	Others or No Statement.
10-	14-	15-	20-	25-	35-	45-	55-	65-	75 and upwards.								
2. Tobacco.																	
12	76	480	443	637	687	534	242	89	18	3238	Tobacco Manufacture	112	154	2976	71	37	
2	22	292	397	813	625	390	233	126	19	2918	Tobaccoists		311	1378	1161	68	
3. Makers of Spirituous Drinks.																	
3	17	272	512	909	772	517	257	50	2	135	Maltsters		7	126			
	1	22	35	91	63	55	28	13		3406	Brewers		124	3178	11	93	
										308	Distillers; Spirit Manufacture		33	261	2	12	
4. Board, Lodging, and Dealing in Spirituous Drinks.																	
	1	76	232	1116	1240	826	395	95	19	4620	Coffee, Eating House—Keepers		1279	1154	1440	147	
		2	23	135	284	320	246	136	41	1187	Lodging, Boarding House—Keepers		58	338	522	209	
	2	55	454	2762	2687	1697	795	217	28	8707	Inn, Hotel—Keepers; Publicans, Beer-sellers, Cider Dealers		3111	2468	2684	444	
13	76	809	892	1362	789	450	231	38	3	4723	Cellarmen			4723			
6	41	1930	3280	3042	1232	546	201	45	2	10325	Barmen			10325			
21	66	1309	2225	2502	1455	780	329	79	9	9555	Others in Inn, Hotel, Eating House—Service			9555			
	10	127	198	524	448	372	233	88	18	2018	Wine and Spirit Merchants, Agents		630	965	302	91	
XXI. GAS, WATER, AND ELECTRICITY SUPPLY, AND SANITARY SERVICE.																	
1. Gas, Water, Electricity.																	
2	8	344	904	2339	1945	1114	590	105	15	7365	Gas Works Service		16	7236	3	111	
	1	26	72	257	250	196	94	26	1	883	Waterworks Service		7	844	1	31	
1	12	112	209	396	243	94	30	6		1123	Electricity Supply		7	1089	6	21	
2. Sanitary Service.																	
3	8	39	48	232	284	173	165	26	5	943	Drainage and Sanitary Service		19	888	12	24	
4	24	182	211	590	615	474	297	161	34	2502	Scavengers, Crossing Sweepers						
XXII. OTHER, GENERAL, AND UNDEFINED WORKERS AND DEALERS.																	
1. About Animals.																	
		6	37	45	45	27	15	8		183	Cattle, Sheep, Pig—Dealers, Salesmen		40	40	59	4	
	1	10	32	76	79	68	33	17		316	Drovers		17	280	8	11	
		12	11	42	35	40	33	10	3	296	Dog, Bird, Animal—Keepers, Dealers		13	100	82	11	
2	6	52	56	140	125	78	36	15	3	513	Knackers; Catsmeat Dealers		18	137	349	9	
2. Sundry Specified Industries.																	
1	6	92	60	111	100	71	41	29	5	516	Tobacco Pipe, Snuff-Box, etc., Makers	71	46	416	50	4	
	8	46	38	87	79	79	61	33	9	440	Bone, Horn, Ivory, Tortoiseshell—Workers	81	22	339	71	8	
	1	43	39	46	38	27	13	4	2	213	Floor Cloth, Oil Cloth—Manufacture	6	6	198	4	5	
	2	27	40	70	60	54	27	10	3	293	Japanners	12	15	270	5	3	
	3	59	101	271	344	283	100	37	2	1200	Chimney Sweepers	193	109	453	615	23	
	3	47	73	100	130	108	61	20	4	606	Rag—Gatherers, Dealers	145	68	345	178	15	
	5	53	49	123	114	92	56	30	11	553	Other Workers in Sundry Industries	117	48	367	118	29	
		10	15	50	49	32	13	6	1	176	Other Dealers in Sundry Industries		35	86	55		
3. Makers and Dealers (General or Undefined).																	
22	125	947	782	1528	1390	1141	657	275	46	6883	General Shopkeepers, Dealers		274	2900	3397	303	
22	138	833	411	663	241	159	84	28	7	2386	Pawnbrokers		225	2020	55	85	
186	159	1012	1221	2373	1857	1467	909	388	74	9646	Costermongers, Hawkers, Street Sellers		142	3643	5330	531	
	3	48	117	396	405	329	221	62	12	1533	Contractors, Manufacturers, Managers, Superintendents (undefined)		211	1133	87	122	
4. Mechanics and Labourers (General or Undefined).																	
28	281	7086	9218	17251	15254	10944	5708	1713	253	67826	General Labourers			67826			
	34	761	595	2538	2196	1508	697	164	19	8912	Engine Drivers, Stokers, Firemen (not Railway, Marine, or Agricultural)			8912			
9	95	977	691	906	683	485	323	79	8	4226	Artizans, Mechanics, Apprentices (undefined)			4226			
38	195	1024	1206	1573	1257	896	454	68	3	7184	Factory Labourers (undefined)			7184			
5	33	247	227	295	138	63	37	12		1028	Machinists, Machine Workers (undefined)			1028			
XXIII. WITHOUT SPECIFIED OCCUPATIONS OR UNOCCUPIED.																	
160005	16701	20554	7813	7435	6263	7740	14235	20580	12530	273916	Retired from Business (not Army, Navy, Church, Medicine)						
		55	73	334	689	1912	7526	13009	7429	31117	Pensioners						
		2	18	50	155	497	1113	1489	680	4004	Living on own means						
160005	16701	20333	7104	5490	3308	2814	2691	2883	2150	223499	Others aged 10 years and upwards (including Students)						

COUNTY OF LONDON—continued.

TABLE 32.—OCCUPATIONS OF FEMALES (UNMARRIED and MARRIED or WIDOWED) AGED 10 YEARS AND UPWARDS, at TEN GROUPS of AGES, in the COUNTY OF LONDON, distinguishing for those engaged in certain industries the numbers returned as "WORKING AT HOME"; also as "EMPLOYERS," "WORKING FOR EMPLOYERS," "WORKING ON OWN ACCOUNT," and "OTHERS"—continued.

AGES OF FEMALES 10 YEARS AND UPWARDS.											Total.	OCCUPATIONS OF FEMALES AGED 10 YEARS AND UPWARDS.		Working at Home.	Employers.	Working for Employers.	Working on Own Account.	Others or No Statement.
10-	14-	15-	20-	25-	35-	45-	55-	65-	75 and upwards.									
50	318	2212	1089	333	53	7				4082	2. Tobacco.							
3	13	146	131	120	46	17	11	2		489	Tobacco Manufacture	65	6	4030	11	35		
			15	73	89	127	66	30		405	Tobaccoists		12	396	92	19		
			2	1				1		3	3. Makers of Spirituous Drinks		1	2				
										1	4. Board and Lodging; Dealing in Spirituous Drinks.							
	3	44	100	232	128	55	10	2		591	Coffee, Eating House—Keepers		54	393	90	48		
			35	183	263	224	123	41	7	880			187	248	238	53		
	1	24	47	254	484	574	362	129	19	1894	Lodging, Boarding House—Keepers		37	485	1024	348		
			15	229	715	975	868	419	95	3316			77	617	1898	796		
		1	28	96	232	127	43	19	5	551	Inn, Hotel—Keepers; Publicans, Beer-sellers, Cider Dealers		66	392	50	43		
3	20	300	156	62	9	1	1	1		532			399	519	392	108		
			1	25	44	36	19	9	3	137	Cellarmen			532				
														137				
														7211				
														421				
2	13	1425	3475	2057	192	39	8			7211	Barmen							
			45	199	111	43	16	4	1	421								
16	47	2246	2642	1409	160	38	8	1		6387	Others in Inn, Hotel, Eating House—Service			6387				
			66	307	151	56	29	5		529				529				
	1	3	16	34	36	14	4			108	Wine and Spirit Merchants, Agents		5	83	13	7		
			2	5	17	6	9	2		43			11	19	12	1		
	2	30	14	2					1	49	XXI. GAS, WATER, AND ELECTRICITY SUPPLY, AND SANITARY SERVICE.							
			6	12	16	14	17	6	5	70								
	1	17	8	1						27	1. Gas, Water, Electricity			26		1		
			1							1				1				
											2. Sanitary Service.							
	1	13	6	1					1	22	Scavengers, Crossing Sweepers							
			5	12	16	15	11	6	5	69								
52	343	3130	1979	1192	426	214	97	35	5	7474	XXII. OTHER, GENERAL, AND UNDEFINED.							
		26	302	993	1151	1143	750	339	80	4784								
				1		1				2	1. About Animals.							
				4	2	2				9	Cattle, Sheep, Pig—Dealers, Salesmen							
			1	3	4	6	3			17	Dog, Bird, Animal—Keepers, Dealers		1	4	12	1		
	2	9	1	1		4	1			18				9	8	1		
				15	27	23	15	3	3	86	Knackers; Catsmeat Dealers			11	72	3		
											2. Sundry Specified Industries.							
1	8	61	31	11	2					114	Tobacco Pipe, Snuff-Box, etc., Makers	9		112	1	1		
		1	4	10	13	15	13	2		57		15	4	47	6			
2	2	20	11	4	3					33	Bone, Horn, Ivory, Tortoise-shell—Workers	3		51	1	1		
				1	1	3	4	2		11		3	1	8	2			
1	3	23	16	11	2					56	Japanners	1		56				
			1	2	8	4	4	1	1	27		2	1	23				
2	18	152	72	23	6	6	1			280	Rag—Gatherers, Dealers		3	268	1	8		
			2	36	50	45	35	2	1	193			8	196	17	2		
4	27	89	37	26	11	4	1			232	Other Workers in Sundry Industries	4	3	186	3	10		
			2	10	16	15	7	11	3	65		17	24	27	9	4		
			6	2	1	1				12	Others Dealers in Sundry Industries			7	5			
				1	3	4		4		9				9				
13	113	1132	972	685	235	119	56	22	2	3319	3. Makers and Dealers (General or Undefined).							
		4	61	348	454	513	341	142	27	1890	General Shopkeepers, Dealers		22	2841	300	186		
			6	1						18		49	353	1298	90			
	1	4								12	Pawnbrokers		1	16		1		
			1	1	2	4	3	1					5	3	4	1		
9	24	195	103	103	69	37	27	12	3	582	Costermongers, Hawkers, Street Sellers			236	277	49		
		15	135	395	446	417	293	154	42	1897			11	512	1712	162		
		10	46	64	27	15	5	2		109	Contractors, Manufacturers, Managers, Superintendents (undefined)		3	146	1	19		
		1	2	33	35	27	2	4	2	105			9	72	9	15		
											4. Mechanics and Labourers (General or Undefined).							
	1	15	2	2	1		2			23	General Labourers			23				
			1	12	11	7	8	9		53				53				
2	23	169	57	36	13	3				283	Artisans, Mechanics, Apprentices (undefined)			283				
			10	17	15	9	3	1		51				51				
17	118	1209	580	192	45	13	3			2183	Factory Labourers (undefined)			2183				
			1	88	70	45	25	5		379				379				
1	3	50	29	17	6	7	1			123	Machinists, Machine Workers (undefined)			123				
			1	6	16	8	4	1	1	37				37				
166925	28474	65548	36783	25187	17831	11950	9930	7857	4548	265033	XXIII. WITHOUT SPECIFIED OCCUPATIONS OR UNOCCUPIED.							
		3280	61913	241313	201362	140890	90744	53860	20642	820004								
		13	50	142	194	308	963	1363	787	3820	Retired from Business (not Army, Navy, Church, Medicine)							
			10	43	85	245	2095	4699	3679	10815								
			2	2	8	17	38	70	58	116								
			1	6	17	25	193	303	269	568	Pensioners							
		393	1486	3926	4602	4896	4710	3619	2064	23636								
		13	288	2969	3587	5973	9195	10115	6479	37739	Living on own Means							
166925	28474	65142	36245	31117	19027	12649	79382	58845	16384	333362	Others aged 10 years and upwards (including Students)							
		3266	61901	239195	197674	135619	79382	58845	16384	779884								

COUNTY OF LONDON—continued.

TABLE 33.—OCCUPATIONS of MALES and FEMALES AGED 10 and under 14 YEARS.
(Supplementary to Table 32.)

AGES OF MALES.					OCCUPATIONS.	AGES OF FEMALES.				
10-	11-	12-	13-14	10 and under 14 Years.		10 and under 14 Years.	10-	11-	12-	13-14
124036			40045	165881	TOTAL OCCUPIED AND UNOCCUPIED	160306			127158	42148
124246			35759	160005	Unoccupied (Order XXIII.)	166925			126917	40008
73	155	462	5193	5876	Engaged in Occupations (Orders I.—XXII.)	2381	29	52	160	2140
					I. GENERAL OR LOCAL GOVERNMENT OF THE COUNTRY.					
					Civil Service (Messengers, etc.)	1				1
					Municipal, Parish, and other Local or County Officers					
					II. DEFENCE OF THE COUNTRY.					
					III. PROFESSIONAL OCCUPATIONS AND THEIR SUBORDINATE SERVICES.					
					Law Clerks					
					Teachers, etc.	8			2	6
					Musicians, Singers	6			2	4
					Actors	33		8	12	13
					Others	7			3	4
					IV. DOMESTIC OFFICES OR SERVICES.					
					1. Domestic Indoor Service.					
					In Hotels, Lodging, and Eating Houses	14			2	12
					Other Domestic Indoor Servants	825	10	16	69	730
					2 and 3. Domestic Outdoor and Other Service.					
					Laundry and Washing Service	69	1	6	6	56
					Others	13		1	2	19
					V. COMMERCIAL OCCUPATIONS.					
					Commercial or Business Clerks	22		1	1	20
					Others					
					VI. CONVEYANCE OF MEN, GOODS, AND MESSAGES.					
					1. On Railways	1				1
					2. On Roads.					
					Carmen, Carriers, Carters, Waggoners (not Farm)					
					Others					
					3. On Seas, Rivers, and Canals					
					4. In Docks, Harbours, etc.					
					5. In Storage, Porters, and Messengers.					
					Messengers, Porters, Watchmen (not Railway or Government)	107		1	3	103
					Others					
					VII. AGRICULTURE.					
					Gardeners (not Domestic); Nurserymen, Seedsmen, Florists	3			1	2
					Others					
					VIII. FISHING.					
					IX. IN AND ABOUT, AND DEALING IN THE PRODUCTS OF, MINES AND QUARRIES.					
					Workers in the Products of Mines and Quarries	1				1
					X. METALS, MACHINES, IMPLEMENTS, AND CONVEYANCES.					
					1 and 2. Iron, Steel, etc., Manufacture					
					3. Engineering, and Machine Making					
					4. Tools	2				2
					5. Types, Dies, Medals, Coins					
					6. Arms					
					7. Miscellaneous Metal Trades.					
					Wire—Drawers, Makers, Workers, Weavers	1				1
					Tinplate Goods Makers	16			1	15
					Others	4				4
					8. Ships and Boats					
					9. Vehicles	1				1
					10. Dealers					
					XI. PRECIOUS METALS, JEWELS, WATCHES, INSTRUMENTS, AND GAMES.					
					Goldsmiths, Silversmiths, Jewellers; Watchmakers, Clockmakers	5				5
					Scientific Instrument Makers; Opticians	2				2
					Electrical Apparatus Makers	1			1	
					Musical Instrument Makers	1				1
					Surgical Instrument Makers	10				10
					Fishing Tackle, Toy, Game Apparatus—Makers; and Others	13		1		12
					XII. BUILDING AND WORKS OF CONSTRUCTION.					
					Carpenters, Joiners					
					Painters, Decorators, Glaziers					
					Pfimmers					
					Others					

COUNTY OF LONDON—continued.

TABLE 33.—OCCUPATIONS of MALES and FEMALES AGED 10 and under 14 YEARS—continued.
(Supplementary to Table 32.)

AGES OF MALES.					OCCUPATIONS.	AGES OF FEMALES.						
10-	11-	12-	13-14	10 and under 14 Years.		10 and under 14 Years.	10-	11-	12-	13-14		
XIII. WOOD, FURNITURE, FITTINGS, AND DECORATIONS.												
1. Furniture, Fittings, and Decorations.												
.	1	2	25	28	Cabinet Makers		
.	.	.	8	8	French Polishers	10	.	.	.	10		
.	.	.	11	11	Upholsterers	9	.	.	.	9		
.	.	.	18	18	Others	5	.	.	1	4		
3	5	5	62	75	2. Wood and Bark	11	.	.	2	9		
XIV. BRICK, CEMENT, POTTERY, AND GLASS.												
.	.	3	17	20	Workers	3	.	1	.	2		
.	.	.	3	3	Dealers		
XV. CHEMICALS, OIL, GREASE, SOAP, RESIN, ETC.												
.	1	2	16	19	1 and 3. Colouring Matter; Drugs, Chemicals, etc.	13	.	.	.	13		
.	.	1	19	20	2. Explosives and Matches	6	.	.	.	6		
.	.	.	26	26	4. Oil, Grease, Soap, Resin, etc.	2	12		
1	1	4	20	25	Workers	14	.	.	.	14		
.	Dealers	1	.	.	.	1		
XVI. SKINS, LEATHER, HAIR, AND FEATHERS.												
.	.	1	9	10	1. Skins and Leather	29	1	1	.	27		
.	.	1	4	5	2. Saddlery and Harness	1	.	.	.	1		
.	.	.	11	11	3. Hair and Feathers	51	.	.	.	51		
.	4. Dealers in Skins, Leather, Hair, and Feathers	1	.	.	.	1		
XVII. PAPER, PRINTS, BOOKS, AND STATIONERY.												
1	1	.	14	16	Paper Box, Paper Bag—Makers	85	1	.	2	82		
1	1	.	9	11	Envelope Makers; Stationery Manufacture	66	.	.	.	66		
.	2	6	220	228	Printers, Lithographers	44	.	1	2	41		
.	1	.	23	24	Bookbinders	99	2	.	5	83		
2	2	9	33	66	Stationers, Booksellers, Newspaper Agents	16	.	.	1	15		
.	2	1	33	36	Others	15	.	.	1	15		
XVIII. TEXTILE FABRICS.												
.	1. Cotton and Flax		
.	.	.	3	3	2. Wool and Worsted	3	.	.	.	3		
.	.	1	3	4	3. Silk	4	.	.	.	3		
.	.	1	6	7	4. Hemp and Other Fibrous Materials	1	3		
.	5. Mixed or Unspecified Materials		
.	.	.	2	2	Fancy Goods (Textile), Small Ware, etc., Manufacture	45	2	.	1	42		
.	Others	2	.	.	.	2		
.	.	.	3	3	6. Bleaching, Printing, Dyeing, etc.	1	.	.	.	1		
.	.	2	16	18	7. Dealers (Drapers and others)	10	.	.	.	10		
XIX. DRESS.												
2	2	2	28	34	Tailors	110	2	2	8	98		
.	.	.	2	2	Hat, Cap, etc.—Makers	16	.	.	.	16		
.	.	.	1	1	Milliners	32	.	.	2	30		
.	.	.	1	1	Dressmakers	139	2	3	6	128		
.	Staymakers	15	.	.	.	15		
.	.	.	4	4	Shirt Makers, Seamstresses	77	.	1	5	71		
1	1	2	47	51	Boot, Shoe, Slipper, Patten, Clog—Makers	30	.	.	.	30		
.	Artificial Flower Makers	18	1	.	.	17		
.	4	29	49	82	Wig Makers, Hairdressers	5	.	.	.	5		
.	.	.	10	10	Other Workers	14	2	.	.	12		
.	.	.	23	23	Dealers	7	1	.	.	6		
XX. FOOD, TOBACCO, DRINK, AND LODGING.												
1. Food.												
13	22	35	83	133	Milksellers	2	.	.	1	1		
1	1	7	32	41	Butchers, Meat Salesmen	5	.	.	.	5		
.	.	3	36	39	Bread, Biscuit, Cake, etc.—Makers	14	.	.	1	13		
.	.	1	8	9	Bakers, Confectioners (Dealers)	37	.	2	.	35		
.	.	.	12	12	Jam, Preserve, Sweet, Chocolate—Makers	14	1	.	1	12		
2	1	6	93	102	Grocers; Tea, Coffee, Chocolate—Dealers	6	1	1	.	4		
.	.	4	25	29	Greengrocers, Fruiterers	8	.	.	1	7		
.	.	2	5	7	Other Workers	4	.	.	.	4		
1	.	1	20	22	Other Dealers	50	1	3	4	42		
.	1	.	11	12	2. Tobacco	3	.	.	.	3		
.	.	.	2	2	Tobacco Manufacture		
.	.	.	3	3	Tobacconists		
.	3. Makers of Spirituous Drinks		
.	1	2	37	40	4. Board, Lodging, etc.	21	.	2	4	15		
.	Cellarmen; Barmen, and Others in Inn, Hotel, Eating House—Service		
XXI. GAS, WATER, AND ELECTRICITY SUPPLY, AND SANITARY SERVICE.												
XXII. OTHER, GENERAL, AND UNDEFINED WORKERS AND DEALERS.												
.	.	3	19	22	General Shopkeepers, Dealers	13	1	.	1	11		
.	.	3	19	22	Pawnbrokers		
5	18	67	186	186	Costermongers, Hawkers, Street Sellers	9	.	1	1	7		
1	1	.	36	38	Factory Labourers (undefined)	17	.	.	2	15		
.	2	1	42	45	General Labourers, and Others	13	.	.	.	13		
XXIII. WITHOUT SPECIFIED OCCUPATIONS OR UNOCCUPIED.												
124246					35759	160065	190925				129917	40008

COUNTY OF LONDON—continued.

TABLE 34.—FORMER OCCUPATIONS of "PENSIONERS" and "RETIRED" in the COUNTY of LONDON, distinguishing those enumerated in WORKHOUSES and LUNATIC ASYLUMS, and also for FEMALES, the UNMARRIED, and the MARRIED or WIDOWED.

NOTE.—This Table is supplementary to Table 32, where the Pensioners and the Retired are shown simply as such without regard to their former Occupations. Inmates of Lunatic Asylums, or of Workhouses, when described as Insane and as having formerly followed some occupation, have been classed as "Retired," irrespective of age; also other formerly occupied inmates of Workhouses if aged 60 years or upwards. Patients in Hospitals and Prisoners of all ages, on the assumption that their ordinary work has been relinquished for a time only, have not been dealt with as "Retired." No Officers in the Army or Navy, Clergymen of the Established Church, or members of the Medical Profession, are included in the "Retired."

AGES OF MALES.								AGES OF FEMALES.										
Under 35.	35-44	45-54	55-64	65-74	75 and upwards.	In Workhouses, Workhouse Infirmaries, and Lunatic Asylums (included in Col. 8).	Total.	FORMER OCCUPATIONS.										
(1)	(2)	(3)	(4)	(5)	(6)	(7)	(8)	(9)	(10)	(11)	(12)	(13)	(14)	(15)	(16)	(17)	(18)	(19)
532	844	2400	8639	14588	8109	14854*	35121	... TOTAL ...	15296	10373*	4015	11381	273	303	593	3198	6335	47
I. GENERAL OR LOCAL GOVERNMENT OF THE COUNTRY.																		
1. National Government.																		
8	47	144	492	537	239	16	1487	Civil Service (Officers and Clerks) ...	71	1	41	30	8	11	17	22	5	
6	17	33	112	122	49	15	339	Civil Service (Messengers, etc.) ...	28	1	13	15	1	4	10	8		
2. Local Government.																		
6	32	470	465	272	72	14	1337	Police ...	21	1	3	21	1	5	7	9		
1	5	23	44	65	41	13	178	Municipal, Parish, and other Local or County Officers ...	21	1	3	21	1	5	7	9		
II. DEFENCE OF THE COUNTRY.																		
Soldiers & Non-Commissioned Officers ...																		
73	76	150	467	393	221	56	1580	Men of the Navy and Marines ...	1	1	1	1	1	1	1	1		
13	28	46	97	121	67	8	372		1	1	1	1	1	1	1	1		
III. PROFESSIONAL OCCUPATIONS AND THEIR SUBORDINATE SERVICES.																		
1. Clerical ...																		
1	3	3	14	32	41	8	93	Barriers, Solicitors ...	50	5	22	28	1	2	6	8	19	
1	22	50	64	79	83	10	298	Law Clerks ...	1	1	1	1	1	1	1	1		
1	3	5	40	51	32	46	132	3. Medical.	1	1	1	1	1	1	1	1		
1	1	1	1	1	1	1	5	Sick Nurses, Invalid Attendants ...	600	333	170	523	9	23	28	131	265	2
1	1	1	1	1	1	1	13	Others ...	15	5	1	14	1	1	1	4	6	1
1	13	23	82	113	64	23	285	4. Teaching ...	711	106	329	191	23	43	103	198	218	1
1	5	8	25	28	23	21	89	5. Literary and Scientific ...	3	1	1	2	1	1	1	1	2	
1	10	28	67	65	63	14	233	6. Engineers and Surveyors ...	1	1	1	1	1	1	1	1	1	
3	13	24	82	161	94	117	377	7 and 8. Art, Music, Drama, etc. ...	119	29	50	60	8	9	17	28	30	
IV. DOMESTIC OFFICES OR SERVICES.																		
1. Domestic Indoor Service ...																		
5	6	17	108	180	98	206	414	Domestic Outdoor Service ...	3407	2066	1401	2066	100	72	101	670	1455	10
1	1	7	41	106	79	189	234	3. Other Service.	1822	1786	229	1593	2	2	13	308	835	6
2	1	2	12	23	10	21	50	Charwomen ...	2080	1608	198	1882	24	24	63	514	845	6
1	5	5	44	69	41	68	165	Laundry and Washing Service ...	383	196	167	216	3	7	14	88	165	1
1	1	1	1	1	1	1	1	Others ...	1	1	1	1	1	1	1	1	1	
V. COMMERCIAL OCCUPATIONS.																		
1. Merchants, Agents, and Accountants.																		
4	12	44	74	86	54	5	274	Merchants (commodity undefined) ...	3	2	2	1	1	1	1	1	1	
5	10	36	69	74	45	31	239	Brokers, Agents, Factors ...	35	3	14	21	1	1	1	6	16	
8	12	36	102	165	130	128	433	Others ...	26	10	19	7	7	1	2	11	2	
25	31	71	238	331	163	319	880	2. Commercial or Business Clerks ...	1	1	1	1	1	1	1	1	1	
4	13	45	86	120	55	17	323	3. Dealers in Money ...	1	1	1	1	1	1	1	1	1	
2	9	11	23	41	10	12	96	4. Insurance ...	1	1	1	1	1	1	1	1	1	
VI. CONVEYANCE OF MEN, GOODS, & MESSAGES.																		
1. On Railways.																		
1	3	17	58	93	37	15	209	Railway Officials or Clerks ...	5	1	1	1	1	1	1	1	1	
2	3	9	54	181	62	87	311	Others ...	1	1	1	1	1	1	1	1	1	
4	3	18	199	388	180	550	792	2. On Roads.	1	1	1	1	1	1	1	1	1	
1	4	4	125	232	105	380	490	Coachmen, Grooms (not Dom.); Cabmen	1	1	1	1	1	1	1	1	1	
1	3	7	24	37	35	37	106	Carmen, Carriers, Carters, Waggoners (not Farm)	1	1	1	1	1	1	1	1	1	
1	3	7	24	37	35	37	106	Others ...	3	1	3	1	1	1	1	1	1	
7	14	40	140	317	148	356	606	3. On Seas, Rivers, and Canals.	3	3	1	2	1	1	2	1		
2	1	7	38	83	47	92	178	Merchant Service; Seamen, Pilots; Boatmen on Seas	1	1	1	1	1	1	1	1	1	
1	2	5	198	340	129	515	606	Bargemen, and others ...	1	1	1	1	1	1	1	1	1	
10	8	9	95	186	74	289	382	4. In Docks, Harbours, etc. ...	2	1	1	2	1	1	1	1	1	
3	7	13	54	87	33	102	197	5. In Storage, Portage, and Messages.	23	2	20	3	2	2	11	6	2	
1	1	1	1	1	1	1	1	Messengers, Porters, Watchmen (not Railway or Government)	1	1	1	1	1	1	1	1	1	
1	1	1	1	1	1	1	1	Others ...	1	1	1	1	1	1	1	1	1	
VII. AGRICULTURE.																		
Farmers, Graziers ...																		
6	7	26	52	72	62	24	225	Gardeners (not Domestic); Nurserymen, Seedsmen, Florists	11	5	11	1	1	1	3	2		
6	11	10	57	138	124	202	346	Others ...	33	20	9	24	1	2	1	8	13	
1	1	1	25	54	56	104	136		40	35	9	31	2	1	1	8	16	
1	1	1	1	1	1	1	1		1	1	1	1	1	1	1	1	1	
VIII. FISHING																		
1	2	6	22	43	24	32	98		4	3	1	3	1	1	1	1	2	
IX. IN AND ABOUT, AND DEALING IN THE PRODUCTS OF, MINES AND QUARRIES.																		
X. METALS, MACHINES, IMPLEMENTS, AND CONVEYANCES.																		
1 and 2. Iron, Steel, etc., Manufacture																		
3. Engineering, and Machine Making.																		
4	2	2	74	291	96	291	379	Blacksmiths, Strikers ...	1	1	1	1	1	1	1	1	1	
1	1	1	66	97	35	78	201	Erectors, Fitters, Turners	1	1	1	1	1	1	1	1	1	
3	10	25	135	352	167	262	692	Others ...	1	1	1	1	1	1	1	1	1	
1	1	1	4	9	5	8	18	4. Tools	1	1	1	1	1	1	1	1	1	
1	1	1	3	10	3	10	17	5. Types, Dies, Medals, Coins	1	1	1	1	1	1	1	1	1	
1	1	1	9	21	11	18	43	6. Arms	1	1	1	1	1	1	1	1	1	
1	1	1	51	85	51	129	197	7. Miscellaneous Metal Trades	10	9	3	7	1	1	1	1	1	
1	1	1	39	91	83	101	217	8. Ships and Boats	2	1	2	1	1	1	1	1	1	
1	1	1	48	104	69	111	223	9. Vehicles	1	1	1	1	1	1	1	1	1	
1	1	1	23	31	32	17	100	10. Dealers	5	1	1	5	1	1	1	1	1	

* The numbers in Workhouses and Lunatic Asylums respectively were as follows:—

24	257	222	164	105	25	14854	13753	Workhouses	9838	10373	1703	8155	1	1	1941	4495	34
							1101	Lunatic Asylums	515		411	104	145	103	108	92	33

COUNTY OF LONDON—continued.

TABLE 34.—FORMER OCCUPATIONS of "PENSIONERS" and "RETIRED" in the COUNTY of LONDON, distinguishing those enumerated in WORKHOUSES and LUNATIC ASYLUMS, and also for FEMALES, the UNMARRIED, and the MARRIED or WIDOWED—continued.

AGES OF MALES.								AGES OF FEMALES.										
Under 35.	35-45	45-55	55-65	65-75	75 and upwards.	In Workhouses, Workhouse Infirmarys, and Lunatic Asylums (included in Col. 8).	Total.	FORMER OCCUPATIONS.	Total.	In Workhouses, Workhouse Infirmarys, and Lunatic Asylums (included in Col. 10).	Unmarried.	Married or Widowed.	Under 35.	35-45	45-55	55-65	65-75	75 and upwards.
(1)	(2)	(3)	(4)	(5)	(6)	(7)	(8)	(9)	(10)	(11)	(12)	(13)	(14)	(15)	(16)	(17)	(18)	(19)
XI. PRECIOUS METALS, JEWELS, WATCHES, INSTRUMENTS, AND GAMES.																		
1	2	18	39	66	52	51	178	1. Precious Metals and Jewellery ...	12	5	6	6	1	1	1	5	5	5
1	1	12	31	48	55	86	204	2. Watches and Scientific Instruments ...	4	1	1	1	1	1	1	1	1	1
1	1	1	3	8	8	11	19	3. Musical Instruments ...	2	1	1	1	1	1	1	1	1	1
1	1	1	4	8	2	3	15	4. Tackle for Sports and Games ...	8	1	5	5	1	1	1	4	4	4
1	1	1	1	1	1	1	1	5. Dealers ...	8	1	5	5	1	1	1	4	4	4
XII. BUILDING AND WORKS OF CONSTRUCTION.																		
1. House Building, etc.																		
2	10	46	116	187	120	26	481	Builders ...	1	1	1	1	1	1	1	1	1	1
1	1	1	1	1	1	1	1	Builders' Labourers ...	1	1	1	1	1	1	1	1	1	1
1	1	1	1	1	1	1	1	Carpenters, Joiners ...	1	1	1	1	1	1	1	1	1	1
1	1	1	1	1	1	1	1	Bricklayers ...	1	1	1	1	1	1	1	1	1	1
1	1	1	1	1	1	1	1	Bricklayers' Labourers ...	1	1	1	1	1	1	1	1	1	1
1	1	1	1	1	1	1	1	Masons, Masons' Labourers ...	1	1	1	1	1	1	1	1	1	1
1	1	1	1	1	1	1	1	Plasterers, Plasterers' Labourers ...	1	1	1	1	1	1	1	1	1	1
1	1	1	1	1	1	1	1	Painters, Decorators, Glaziers ...	1	1	1	1	1	1	1	1	1	1
1	1	1	1	1	1	1	1	Plumbers ...	1	1	1	1	1	1	1	1	1	1
1	1	1	1	1	1	1	1	Others ...	1	1	1	1	1	1	1	1	1	1
1	1	1	1	1	1	1	1	2. Other Works of Construction, and Roads ...	1	1	1	1	1	1	1	1	1	1
XIII. WOOD, FURNITURE, FITTINGS, AND DECORATIONS.																		
1. Furniture, Fittings, and Decorations.																		
2	3	4	56	137	113	212	313	Cabinet Makers ...	1	1	1	1	1	1	1	1	1	1
1	1	1	1	1	1	1	1	Other Workers ...	87	72	14	73	1	1	1	22	22	37
1	1	1	1	1	1	1	1	Dealers ...	3	2	3	3	1	1	1	1	1	1
1	1	1	1	1	1	1	1	2. Wood and Bark ...	21	17	2	19	1	1	1	7	8	6
XIV. BRICK, CEMENT, POTTERY, AND GLASS																		
2	8	7	42	52	41	21	132	XV. CHEMICALS, OIL, GREASE, SOAP, RESIN, ETC.										
1	1	1	1	1	1	1	1	1 & 3. Colouring Matter; Drugs, Chemicals, etc.	2	1	1	1	1	1	1	1	1	1
1	1	1	1	1	1	1	1	Chemists, Druggists ...	2	1	1	1	1	1	1	1	1	1
1	1	1	1	1	1	1	1	Others ...	1	1	1	1	1	1	1	1	1	1
1	1	1	1	1	1	1	1	2. Explosives and Matches ...	1	1	1	1	1	1	1	1	1	1
1	1	1	1	1	1	1	1	4. Oil, Grease, Soap, Resin, etc.	10	7	1	9	1	1	1	2	6	1
1	1	1	1	1	1	1	1	Workers ...	3	1	1	1	1	1	1	1	1	1
1	1	1	1	1	1	1	1	Dealers ...	3	1	1	1	1	1	1	1	1	1
XVI. SKINS, LEATHER, HAIR, AND FEATHERS.																		
1	1	1	1	1	1	1	1	1. Skins, and Leather ...	56	42	2	54	1	1	2	13	28	12
1	1	1	1	1	1	1	1	2. Saddlery and Harness ...	4	3	4	4	1	1	1	1	2	1
1	1	1	1	1	1	1	1	3. Hair and Feathers ...	40	34	5	35	1	1	1	8	15	15
1	1	1	1	1	1	1	1	4. Dealers in Skins, Leather, Hair, & Feathers	4	1	2	2	1	1	1	1	1	2
XVII. PAPER, PRINTS, BOOKS, AND STATIONERY.																		
4	2	16	87	201	115	169	425	Printers, Lithographers ...	6	2	1	6	1	1	1	1	1	5
1	1	1	1	1	1	1	1	Other Workers ...	115	84	21	91	1	1	1	27	54	28
3	9	24	62	88	73	49	259	Dealers ...	39	7	10	29	1	1	1	19	12	7
XVIII. TEXTILE FABRICS.																		
7	1	6	50	124	110	162	291	Workers ...	248	201	33	215	1	1	3	44	83	117
1	1	1	1	1	1	1	1	Dealers (Drapers and Others) ...	72	8	38	34	5	7	8	27	16	9
XIX. DRESS.																		
1	1	1	1	1	1	1	1	Tailors ...	671	543	95	576	10	11	14	134	303	199
1	1	1	1	1	1	1	1	Dressmakers ...	742	480	222	320	9	22	40	138	300	233
1	1	1	1	1	1	1	1	Shirt Makers, Seamstresses ...	1363	1273	250	1113	5	9	14	235	586	514
1	1	1	1	1	1	1	1	Boot, Shoe, Slipper, Patten, Clog-Makers	115	96	12	103	1	1	2	24	51	37
1	1	1	1	1	1	1	1	Other Workers ...	275	189	79	196	10	4	13	54	113	81
3	2	14	46	66	39	41	170	Dealers ...	19	8	5	14	1	1	2	5	5	7
XX. FOOD, TOBACCO, DRINK, & LODGING.																		
8	16	31	85	130	92	119	362	Butchers, Meat Salesmen ...	8	1	1	8	1	1	1	4	1	2
4	13	30	107	195	122	197	471	Bread, etc., Makers; Bakers, Confectioners (Dealers)	53	9	11	42	1	2	5	15	19	11
7	15	61	129	172	102	78	486	Grocers; Tea, Coffee, Chocolate-Dealers	53	2	11	42	1	2	8	15	20	7
1	2	8	21	41	18	43	91	Other Workers ...	21	19	3	18	2	1	1	3	11	4
3	16	52	172	189	137	154	569	Other Dealers ...	111	48	12	99	1	1	9	28	39	34
4	4	12	31	35	16	22	102	2. Tobacco ...	16	2	1	15	1	1	2	6	4	3
1	2	9	28	32	14	9	86	3. Makers of Spirituous Drinks	3	1	1	3	1	1	1	2	1	1
20	39	101	175	167	92	31	594	4. Board, Lodging, etc.	109	3	2	107	2	6	18	95	36	21
1	2	5	42	77	33	139	169	Inn, Hotel-Keepers; Publicans, etc.	44	34	17	27	9	3	2	9	16	5
1	1	1	1	1	1	1	1	Inn, Hotel, Eating House-Service	86	18	36	50	1	1	1	30	28	16
1	1	1	1	1	1	1	1	Others ...	86	18	36	50	1	1	1	30	28	16
XXI. GAS, WATER, AND ELECTRICITY SUPPLY AND SANITARY SERVICE.																		
1	1	1	1	1	1	1	1	1. Gas, Water, Electricity ...	6	5	1	6	1	1	1	1	1	3
1	1	1	1	1	1	1	1	2. Sanitary Service ...	6	5	1	6	1	1	1	1	1	3
XXII. OTHER, GENERAL, AND UNDEFINED.																		
14. About, Animals; Sundry Industries; General Makers and Dealers, General Labourers, etc.																		
5	2	9	29	73	37	81	155	General Shopkeepers, Dealers; Pawn-brokers	81	41	16	65	1	2	5	21	37	15
2	3	2	102	195	84	377	388	Costermongers, Hawkers, Street Sellers	247	245	27	220	1	1	1	42	120	82
46	42	36	673	1331	555	2536	2636	General Labourers ...	2	1	1	2	1	1	1	1	1	1
1	1	1	1	1	1	1	1	Engine Drivers, Stokers, Firemen (not Railway, Marine, or Agricultural)	1006	37	175	831	22	20	31	102	442	389
151	84	150	408	702	542	665	2106	Others ...	1006	37	175	831	22	20	31	102	442	389

COUNTY OF LONDON—continued.

MUNICIPAL CITY of LONDON.

TABLE 35.—OCCUPATIONS (Condensed List) of MALES and FEMALES AGED 10 YEARS and upwards at FIVE GROUPS of AGES.

NOTE.—In this Condensed Table for the City of London and the Metropolitan Boroughs the Occupations of the people are shown under Orders, Sub-orders and, when required, Sub-divisions of Sub-orders. The manner in which any heading in the Table is composed may readily be ascertained by reference to Table 32 which contains the full list of occupational headings under Orders and Sub-orders. The term "Others," "Other Workers," or "Other Dealers" in this Condensed Table includes all the headings in the Order or Sub-order not specifically mentioned.

AGES OF MALES 10 Years and upwards.						MALES.		OCCUPIED AND UNOCCUPIED.		FEMALES.		AGES OF FEMALES 10 Years and upwards.					
10-	15-	25-	45-	65 and upwards.	Total Males.	13825	ALL AGES.		13068	Total Females.		10-	15-	25-	45-	65 and upwards.	
						1559 12266	UNDER 10 YEARS. 10 YEARS AND UPWARDS.		1552 11546	Un- married. Married or Widowed.							
OCCUPATIONS AT AGES 10 YEARS AND UPWARDS.																	
1286	4357	4128	2088	407	12266	...	TOTAL OCCUPIED AND UNOCCUPIED		...	6517	5029	906	3328	4301	2250	761	
134	349	85	97	78	1743	...	Retired or Unoccupied (Order XXIII.)		...	1689	3245	821	985	1871	1113	464	
1152	4008	4043	1991	329	10523	...	Engaged in Occupations (Orders I.—XXII.)		...	4828	1784	85	2663	2430	1137	297	
I. GENERAL OR LOCAL GOVERNMENT OF THE COUNTRY.																	
15	33	31	26	1	100	1. National Government		8	3	4	1	...	
1	217	392	52	5	667	2. Local Government		2	3	4	1	...	
II. DEFENCE OF THE COUNTRY.																	
...	11	11	4	...	26	1. Army (at Home)		
...	4	5	2	...	11	2. Navy and Marines (Ashore and in Port)		
III. PROFESSIONAL OCCUPATIONS AND THEIR SUBORDINATE SERVICES.																	
...	...	17	22	9	48	1. Clerical.		
...	...	10	13	3	26	Clergymen, Priests, Ministers		5	10	7	6	2	
...	Monks, Nuns, Scripture Readers; Church, Cemetery—Officers, etc.		
...	1	54	27	1	83	2. Legal.		
...	22	26	6	...	54	Barristers, Solicitors		3	2	1	...	
...	4	34	10	3	51	3. Medical.		
...	Physicians, Surgeons, General Practitioners		
...	Midwives		
...	Sick Nurses, Invalid Attendants		253	27	...	54	191	31	4	
...	Others		1	1	
...	5	12	14	3	34	4. Teaching		63	3	1	37	23	4	1	
...	1	31	10	2	44	5. Literary and Scientific		1	2	1	2	...	
...	3	5	6	...	14	6. Engineers and Surveyors		
...	26	37	18	2	83	7 and 8. Art, Music, Drama, etc.		19	4	...	13	10	
IV. DOMESTIC OFFICES OR SERVICES.																	
8	154	67	16	2	247	1. Domestic Indoor Service.		417	33	3	238	180	28	1	
6	101	46	39	1	184	In Hotels, Lodging, and Eating Houses		1595	231	27	876	691	205	27	
...	2	3	4	...	9	Other Domestic Indoor Servants		
...	2. Domestic Outdoor Service		
...	1	2	2	...	5	3. Other Service.		89	245	1	25	86	161	61	
...	84	376	389	67	997	Charwomen		17	39	...	7	15	23	9	
...	Laundry and Washing Service		268	657	1	64	403	365	92	
...	Others		
V. COMMERCIAL OCCUPATIONS.																	
...	33	155	89	14	291	1. Merchants, Agents, and Accountants		6	1	4	1	...	
12	393	188	55	8	636	2. Commercial or Business Clerks		154	3	2	168	49	5	2	
...	33	34	25	1	94	3 and 4. Dealers in Money; Insurance		4	3	1	
VI. CONVEYANCE OF MEN, GOODS, AND MESSAGES.																	
1	18	28	26	...	73	1. On Railways		2	1	...	1	2	
...	2. On Roads.		
...	9	29	16	1	55	Coachmen, Grooms (not Domestic); Cabmen		
5	69	58	22	2	147	Carmen, Carriers, Carters, Wagoners (not Farm)		
...	5	5	3	...	13	Others		
1	54	137	45	9	246	3. On Seas, Rivers, and Canals		
...	9	33	28	3	73	4. In Docks, Harbours, etc.		
46	477	217	149	26	915	5. In Storage, Portage, and Messages.		
...	Messengers, Porters, Watchmen (not Railway or Government)		8	1	2	6	...	1	...	
...	99	91	16	2	208	Others		12	1	...	8	2	3	...	
VII. AGRICULTURE.																	
...	4	5	2	...	11	1. On Farms, Woods, and Gardens.		3	1	1	2	1	
...	1	7	4	2	14	Gardeners (not Domestic); Nurserymen, Seedsmen, Florists		
...	Others		1	1	...	
VIII. FISHING.																	
...	1. In Fishing		
IX. IN AND ABOUT, AND DEALING IN THE PRODUCTS OF, MINES AND QUARRIES.																	
...	...	8	3	...	11	1 and 2. Mines and Quarries.		
...	2	1	3	Workers		
...	Dealers		
X. METALS, MACHINES, IMPLEMENTS, & CONVEYANCES.																	
...	...	2	2	1 and 2. Iron, Steel, etc., Manufacture		
...	3	8	5	...	16	3. Engineering, and Machine Making.		
1	4	8	6	...	19	Blacksmiths, Strikers		1	1	
...	18	21	15	2	56	Erectors, Fitters, Turners		
...	4	3	2	...	9	Others		
...	2	1	3	...	6	4. Tools		
...	5. Types, Dies, Medals, Coins		
...	8	12	10	...	39	6. Arms		
...	7. Miscellaneous Metal Trades		2	1	...	2	...	1	...	
...	8. Ships and Boats		
...	9. Vehicles		
...	10. Dealers		1	1	
XI. PRECIOUS METALS, JEWELS, WATCHES, INSTRUMENTS, AND GAMES.																	
1	18	11	12	2	44	1-5. Prec. Metals, Jewels; Watches, Instrmts.; Games.		
...	4	6	7	1	18	Goldsmiths, Silversmiths, Jewellers		4	2	2	
2	26	18	2	...	48	Watchmakers, Clockmakers		
...	Electrical Apparatus Makers		
...	Musical Instrument Makers		
...	Other Workers		8	1	...	4	3	
...	Dealers		1	

COUNTY OF LONDON—continued.

MUNICIPAL CITY OF LONDON.

TABLE 35.—OCCUPATIONS (Condensed List) of MALES and FEMALES AGED 10 YEARS and upwards at FIVE GROUPS of AGES—continued.

AGES OF MALES 10 Years and upwards.						AGES OF FEMALES 10 Years and upwards.													
10-	15-	25-	45-	65 and upwards.	Total Males.	OCCUPATIONS AT AGES 10 YEARS AND UPWARDS.						Total Females.		10-	15-	25-	45-	65 and upwards.	
												Un- married.	Married or Widowed.						
XII. BUILDING AND WORKS OF CONSTRUCTION.																			
1. House Building, etc.																			
1	18	16	21	3	59	Carpenters, Joiners													
	6	13	9	3	31	Bricklayers, Bricklayers' Labourers													
	8	31	20	6	67	Painters, Decorators, Glaziers													
3	5	15	6	2	31	Plumbers													
	11	33	16	4	64	Others													
		9	1	1	11	2. Other Works of Construction, and Roads													
XIII. WOOD, FURNITURE, FITTINGS, AND DECORATIONS.																			
1 and 2. Furniture, Fittings, etc.; Wood and Bark.																			
	10	16	3		29	Cabinet Makers													
	2	2	3		9	French Polishers													
	6	2			9	Upholsterers													
	21	27	12		62	Other Workers													
	3	5	3		13	Dealers													
XIV. BRICK, CEMENT, POTTERY, AND GLASS.																			
1. Brick, Cement, Pottery and Glass.																			
	8	7	3	2	20	Workers													
	1	3	5	1	10	Dealers													
XV. CHEMICALS, OIL, GREASE, SOAP, RESIN, ETC.																			
1 and 2. Colouring Matter; Drugs, Chemicals, etc.																			
	6	15	7	2	30	Chemists, Druggists													
	3	4	2	1	10	Others													
2. Explosives and Matches																			
1. Oil, Grease, Soap, Resin, etc.																			
	1	4			5	Workers													
	2	4	4		10	Dealers													
XVI. SKINS, LEATHER, HAIR, AND FEATHERS.																			
1	13	11	4		29	1. Skins and Leather													
	7	6	5	1	19	2. Saddlery and Harness													
	1	5		1	7	3. Hair and Feathers													
	2	5	3	1	11	4. Dealers in Skins, Leather, Hair, and Feathers													
XVII. PAPER, PRINTS, BOOKS, AND STATIONERY.																			
1 and 2. Paper and Stationery; Prints and Books.																			
			1		1	Paper Box, Paper Bag—Makers													
	1	4	3		8	Envelope Makers; Stationery Manufacture													
4	69	76	36	7	192	Printers, Lithographers													
3	7	25	12	1	48	Bookbinders													
5	29	49	22	6	111	Others													
XVIII. TEXTILE FABRICS.																			
		1			1	1. Cotton and Flax													
		4			4	2. Wool and Worsted													
		1	1		2	3. Silk													
		2		1	3	4. Hemp and Other Fibrous Materials													
	3	2	1	1	7	5. Mixed or Unspecified Materials													
						6. Bleaching, Printing, Dyeing, etc.													
17	846	239	27	2	1131	7. Dealers (Drapers and others)													
XIX. DRESS.																			
1. Dress.																			
3	56	112	55	19	245	Tailors													
	16	3			19	Milliners													
	1	3			4	Dressmakers													
	4	3	5		12	Shirt Makers, Seamstresses													
	41	60	33	12	146	Boot, Shoe, Slipper, Patten, Clog—Makers													
						Artificial Flower Makers													
	30	47	9		88	Other Workers													
1	135	51	29	5	221	Dealers													
XX. FOOD, TOBACCO, DRINK, AND LODGING.																			
1. Food.																			
	25	38	19	1	83	Workers													
4	95	149	87	14	349	Dealers													
2. Tobacco.																			
	24	21	24	2	75	Tobacco Manufacture													
	6	10	4	3	23	Tobaccoists													
		2	8		10	3. Makers of Spirituous Drinks													
4. Board, Lodging, etc.																			
	11	75	44	6	136	Coffee, Eating, Lodging, Boarding—House Keepers													
	18	178	70	2	268	Inn, Hotel—Keepers; Publicans, etc.													
	236	121	14		371	Cellarmen, Barmen													
2	118	51	3	1	175	Others in Inn, Hotel, Eating House—Service													
	1	6			13	Wine and Spirit Merchants, Agents													
XXI. GAS, WATER, AND ELECTRICITY SUPPLY, AND SANITARY SERVICE.																			
1. Gas, Water, Electricity																			
	3	10	8		21														
	2	5	2		9	2. Sanitary Service													
XXII. OTHER, GENERAL, AND UNDEFINED WORKERS AND DEALERS.																			
1-4. About Animals; Sundry Industries; General Makers and Dealers; General Labourers, etc.																			
3	40	27	17	5	92	General Shopkeepers, Dealers; Pawnbrokers													
2	6	19	19	3	49	Costermongers, Hawkers, Street Sellers													
	25	32	43	12	132	General Labourers													
	7	10	6	2	25	Engine Drivers, Stokers, Firemen (not Railway, Marine, or Agricultural)													
	33	69	41	7	150	Others													
XXIII. WITHOUT SPECIFIED OCCUPATIONS OR UNOCCUPIED																			
						Retired from Business (not Army, Navy, Church, Medicine)													
						Pensioners													
						Living on own means													
						Others aged 10 years and upwards (including Students)													
1134	347	68	47	30	1629														

COUNTY OF LONDON—continued.

METROPOLITAN BOROUGH of BATTERSEA.

TABLE 35.—OCCUPATIONS (Condensed List) of MALES and FEMALES AGED 10 YEARS and upwards at FIVE GROUPS of AGES—continued.

AGES OF MALES 10 Years and upwards.						MALES. OCCUPIED AND UNOCCUPIED.		FEMALES.		AGES OF FEMALES 10 Years and upwards.					
10-	15-	25-	45-	65 and upwards.	Total Males.	81749	ALL AGES.	87158	Total Females.	10-	15-	25-	45-	65 and upwards.	
						19163 62586	UNDER 10 YEARS. 10 YEARS AND UPWARDS.	19415 67743	Un- married. Married or Widowed.						
OCCUPATIONS AT AGES 10 YEARS AND UPWARDS.															
8819	15630	24532	11534	2071	62586	TOTAL OCCUPIED AND UNOCCUPIED.			29678	38065	8766	16435	26622	12581	3339
7509	997	336	600	831	10273	Retired or Unoccupied (Order XXIII.)			14470	33552	8198	6414	20508	9666	2936
1310	14633	24196	10934	1240	52313	Engaged in Occupations (Orders I.-XXII.)			15208	4513	568	10021	6114	2615	403
I. GENERAL OR LOCAL GOVERNMENT OF THE COUNTRY.															
116	563	764	291	5	1739	1. National Government			123	8		72	52	7	
1	52	365	100	5	463	2. Local Government			84	6		30	53	6	1
II. DEFENCE OF THE COUNTRY.															
	66	153	22	8	249	1. Army (at Home)									
	11	17	17	1	46	2. Navy and Marines (Ashore and in Port)									
III. PROFESSIONAL OCCUPATIONS AND THEIR SUBORDINATE SERVICES.															
	2	56	29	9	96	1. Clerical.									
	1	20	26	4	51	Clergymen, Priests, Ministers Monks, Nuns, Scripture Readers; Church, Cemetery —Officers, etc.			35	14		2	24	19	4
	6	61	25	3	95	2. Legal.									
17	179	211	89	7	503	Barristers, Solicitors			5			4	1		
	3	56	33	6	98	3. Medical.									
						Physicians, Surgeons, General Practitioners			2				2		
						Midwives			6	29			15	10	1
		3	1		4	Sick Nurses, Invalid Attendants			138	295	1	13	138	223	48
	12	50	19	3	84	Others			11				4	5	2
2	87	280	72	1	442	4. Teaching			729	113	3	354	410	75	
	26	79	38	8	151	5. Literary and Scientific			22	10		5	22	5	
	35	91	50	7	183	6. Engineers and Surveyors									
3	146	482	218	35	884	7 and 8. Art, Music, Drama, etc.			345	90	3	181	263	43	5
IV. DOMESTIC OFFICES OR SERVICES.															
1	24	37	16	1	79	1. Domestic Indoor Service.									
9	49	112	57	3	230	In Hotels, Lodging, and Eating Houses			23	4	1	17	8	1	
	13	37	43	3	96	Other Domestic Indoor Servants			4417	461	219	272	1600	428	29
						2. Domestic Outdoor Service									
						3. Other Service.									
5	32	61	31	6	135	Charwomen			133	570	2	65	392	291	43
2	71	225	155	25	478	Laundry and Washing Service			1432	1162	44	1164	788	517	81
						Others			70	101		30	56	77	8
V. COMMERCIAL OCCUPATIONS.															
1	82	520	298	33	934	1. Merchants, Agents, and Accountants			11	9		8	7	5	
108	1633	1349	344	38	3492	2. Commercial or Business Clerks			824	27	10	697	218	16	
2	204	296	86	10	598	3 and 4. Dealers in Money; Insurance			11	1		5	7		
VI. CONVEYANCE OF MEN, GOODS, AND MESSAGES.															
43	909	1497	574	39	3157	1. On Railways			3	13		2	7	7	
7	132	390	230	18	777	2. On Roads.									
110	609	805	222	13	1849	Coachmen, Grooms (not Domestic); Cabmen									
1	55	228	81	2	367	Carmen, Carriers, Carters, Waggoners (not Farm)									
1	74	138	80	24	317	Others									
	21	89	40	5	155	3. On Seas, Rivers, and Canals				1					
469	661	228	183	43	1584	4. In Docks, Harbours, etc.									
5	182	324	90	4	605	5. In Storage, Portage, and Messages.									
						Messengers, Porters, Watchmen (not Railway or Government)			12		7	5			
						Others			84	1		60	23	1	1
VII. AGRICULTURE.															
	28	64	73	22	187	1. On Farms, Woods, and Gardens.									
	8	12	7	2	29	Gardeners (not Domestic); Nurserymen, Seedsmen, Florists			33	12	1	24	15	3	2
						Others			2			2			
VIII. FISHING.															
		1			1	1. In Fishing									
IX. IN AND ABOUT, AND DEALING IN THE PRODUCTS OF, MINES AND QUARRIES.															
1	20	46	28	7	102	1 and 2. Mines and Quarries.									
	6	31	29	3	69	Workers			10		3	7			
						Dealers			1	2		1	1		1
X. METALS, MACHINES, IMPLEMENTS, & CONVEYANCES.															
3	106	268	159	16	532	1 and 2. Iron, Steel, etc., Manufacture									
8	265	418	128	14	833	3. Engineering, and Machine Making.									
22	492	673	394	28	1519	Blacksmiths, Strikers									
	14	34	10	4	62	Erectors, Fitters, Turners			1				1		
	9	5	4		18	Others			1						
	40	38	17	1	96	4. Tools						1			
4	107	175	79	11	376	5. Types, Dies, Medals, Coins									
2	35	37	45	4	123	6. Arms			45						
8	144	251	139	13	555	7. Miscellaneous Metal Trades			85	5	2	77	9	2	
	56	91	37	3	187	8. Ships and Boats									
						9. Vehicles									
						10. Dealers			8	2	1	3	5	1	
XI. PRECIOUS METALS, JEWELS, WATCHES, INSTRUMENTS, AND GAMES.															
3	51	89	27	5	175	1-5. Prec. Metals, Jewels; Watches, Instrmts.; Games.									
	16	43	29	3	91	Goldsmiths, Silversmiths, Jewellers			7	2		2	6	1	
6	202	249	31	4	492	Watchmakers, Clockmakers			1				1		
3	78	93	38	5	217	Electrical Apparatus Makers			12			12			
2	57	99	43	8	209	Musical Instrument Makers			1	1		1			1
1	15	41	8	3	68	Other Workers			30	4	2	16	10	4	2
						Dealers			13	4	1	7	5	4	

COUNTY OF LONDON—continued.

METROPOLITAN BOROUGH of BATTERSEA.

TABLE 35.—OCCUPATIONS (Condensed List) of MALES and FEMALES AGED 10 YEARS and upwards at FIVE GROUPS of AGES—continued.

AGES OF MALES 10 Years and upwards.						AGES OF FEMALES 10 Years and upwards.						
10-	15-	25-	45-	65 and upwards.	Total Males.	OCCUPATIONS AT AGES 10 YEARS AND UPWARDS.						
						Total Females.		10-	15-	25-	45-	65 and upwards.
						Un- married.	Married or Widowed.					
XII. BUILDING AND WORKS OF CONSTRUCTION.												
1. House Building, etc.												
6	454	777	627	80	1944							
4	333	649	361	33	1380							
5	270	915	566	52	1898							
6	230	286	81	5	608							
17	903	1062	666	80	2338							
.	41	143	141	15	340							
2. Other Works of Construction, and Roads...												
XIII. WOOD, FURNITURE, FITTINGS, AND DECORATIONS.												
1 and 2. Furniture, Fittings, etc.; Wood and Bark.												
1	35	54	56	13	159							
.	36	59	31	4	130							
.	32	57	35	4	128							
13	273	369	260	20	875							
2	49	136	65	14	296							
Cabinet Makers ...						1	1	.	1	.	1	.
French Polishers ...						65	19	2	46	20	16	.
Upholsterers ...						33	30	4	45	27	6	1
Other Workers ...						5	4	.	3	3	3	.
Dealers ...												
XIV. BRICK, CEMENT, POTTERY, AND GLASS.												
1. Brick, Cement, Pottery and Glass.												
4	89	130	49	7	279							
1	14	24	18	1	58							
Workers ...						34	1	2	28	5	.	.
Dealers ...						18	4	.	13	6	3	.
XV. CHEMICALS, OIL, GREASE, SOAP, RESIN, ETC.												
1 and 2. Colouring Matter; Drugs, Chemicals, etc.												
3	35	74	28	1	141							
5	64	95	41	5	210							
.	6	12	3	.	21							
Chemists, Druggists ...						11	3	.	9	4	1	.
Others ...						54	3	.	51	4	2	.
2. Explosives and Matches ...												
3. Oil, Grease, Soap, Resin, etc.												
27	132	169	60	5	413							
5	50	74	34	2	165							
Workers ...						28	3	16	11	.	4	.
Dealers ...						6	4	1	2	6	1	.
XVI. SKINS, LEATHER, HAIR, AND FEATHERS.												
2	44	66	48	3	163							
1	31	49	37	8	126							
.	7	2	3	.	12							
.	7	17	9	.	33							
Saddlery and Harness ...						11	.	1	7	3	.	.
Hair and Feathers ...						7	3	.	5	3	.	.
Dealers in Skins, Leather, Hair, and Feathers ...						1	.	.	1	.	.	.
XVII. PAPER, PRINTS, BOOKS, AND STATIONERY.												
1 and 2. Paper and Stationery; Prints and Books.												
4	12	7	1	1	25							
.	20	16	6	2	44							
33	336	586	185	8	1148							
2	44	48	18	4	116							
22	296	289	106	11	614							
Paper Box, Paper Bag—Makers ...						273	11	22	211	47	4	.
Envelope Makers; Stationery Manufacture ...						101	3	10	71	22	1	.
Printers, Lithographers ...						36	2	1	21	3	2	1
Bookbinders ...						86	11	7	67	20	3	.
Others ...						116	21	4	82	34	12	5
XVIII. TEXTILE FABRICS.												
1	3	1	.	1	16							
.	1	8	4	.	1							
.	1	6	5	1	15							
.	16	6	3	.	32							
.	3	17	12	3	35							
.	173	305	95	4	577							
Cotton and Flax ...						2	.	.	1	1	.	.
Wool and Worsted ...						1	.	.	1	.	.	.
Silk
Hemp and Other Fibrous Materials ...						14	2	.	13	1	2	.
Mixed or Unspecified Materials ...						231	21	17	154	65	13	3
Bleaching, Printing, Dyeing, etc. ...						21	10	2	14	9	6	.
Dealers (Drapers and others) ...						417	24	8	287	127	19	.
XIX. DRESS.												
1. Dress.												
4	146	397	182	41	770							
.	4	5	4	.	13							
.	8	8	7	.	23							
3	111	183	138	51	486							
.	1	.	.	.	1							
6	85	149	48	4	292							
5	141	242	69	10	467							
Tailors ...						686	225	12	515	254	123	7
Milliners ...						304	14	8	236	84	8	2
Dressmakers ...						2115	414	70	1357	834	213	25
Shirt Makers, Seamstresses ...						249	201	8	143	132	109	58
Boot, Shoe, Slipper, Patten, Clog—Makers						15	8	.	9	12	2	.
Artificial Flower Makers ...						11	8	.	7	7	4	1
Other Workers ...						170	25	12	114	48	19	8
Dealers ...						72	31	3	43	37	17	3
XX. FOOD, TOBACCO, DRINK, AND LODGING.												
1. Food.												
11	295	417	153	13	889							
71	756	1218	418	41	2504							
Workers ...						149	29	14	125	26	4	.
Dealers ...						240	128	9	144	126	82	11
2. Tobacco.												
2	4	11	6	1	24							
.	22	48	24	8	102							
1	37	55	23	1	117							
Tobacco Manufacture ...						128	31	18	100	40	.	1
Tobaccoists ...						37	18	1	19	15	19	1
3. Makers of Spirituous Drinks ...												
1. Board, Lodging, etc.												
.	4	65	27	4	100							
.	12	156	71	9	248							
3	141	150	35	4	333							
1	28	141	47	6	223							
.	8	31	13	3	55							
Coffee, Eating, Lodging, Boarding—House Keepers						36	70	.	4	47	45	10
Inn, Hotel—Keepers; Publicans, etc. ...						8	29	.	3	22	9	3
Cellarmen, Barmen ...						178	18	1	137	57	1	.
Others in Inn, Hotel, Eating House—Service ...						185	19	.	152	51	1	.
Wine and Spirit Merchants, Agents ...						2	.	.	1	1	.	.
XXI. GAS, WATER, AND ELECTRICITY SUPPLY, AND SANITARY SERVICE.												
1. Gas, Water, Electricity ...												
1	101	428	177	15	722							
1	8	61	72	4	146							
2. Sanitary Service ...												
XXII. OTHER, GENERAL, AND UNDEFINED WORKERS AND DEALERS.												
1-4. About Animals; Sundry Industries; General Makers and Dealers; General Labourers, etc.												
17	119	139	66	8	349							
15	81	132	68	12	398							
15	736	1366	662	72	2841							
.	114	288	126	10	538							
General Shopkeepers, Dealers; Pawnbrokers ...						134	60	7	85	61	38	3
Costermongers, Hawkers, Street Sellers ...						14	45	.	13	21	22	3
General Labourers ...						1	1	.	1	.	.	1
Engine Drivers, Stokers, Firemen (not Railway, Marine, or Agricultural)
Others ...						149	16	10	114	25	16	.
XXIII. WITHOUT SPECIFIED OCCUPATIONS OR UNOCCUPIED												
Retired from Business (not Army, Navy, Church, Medicine) ...						57	121	.	.	16	56	106
Pensioners	9	.	.	1	1	7
Living on own means ...						600	1226	.	58	413	751	694
Others aged 10 years and upwards (including Students) ...						13723	32196	8186	6336	20078	9158	2129
7500	860	220	149	133	8691							

COUNTY OF LONDON—continued. METROPOLITAN BOROUGH of BERMONDSEY.

TABLE 35.—OCCUPATIONS (Condensed List) of MALES and FEMALES AGED 10 YEARS and upwards at FIVE GROUPS of AGES—continued.

AGES OF MALES 10 Years and upwards.						MALES.		OCCUPIED AND UNOCCUPIED.		FEMALES.		AGES OF FEMALES 10 Years and upwards.					
10-	15-	25-	45-	65 and upwards.	Total Males.	65134	ALL AGES.	65626	Total Females.	10-	15-	25-	45-	65 and upwards.			
						15931 49203	UNDER 10 YEARS. 10 YEARS AND UPWARDS.	16087 49539	Un- married. Married or Widowed.								
OCCUPATIONS AT AGES 10 YEARS AND UPWARDS.																	
7019	12088	18522	9046	1928	49203	TOTAL OCCUPIED AND UNOCCUPIED			21187	28352	6940	12705	17965	9242	2787		
5644	565	211	404	756	7580	Retired or Unoccupied (Order XXIII.)			9323	23743	6233	4211	13420	6885	2317		
1375	12123	18311	8642	1172	41623	Engaged in Occupations (Orders I.—XXII.)			11864	4609	707	8494	4445	2357	470		
I. GENERAL OR LOCAL GOVERNMENT OF THE COUNTRY.																	
86	186	225	51	1	549	1. National Government			26	5		22	7	2			
	76	353	62	2	493	2. Local Government			90	12		32	64	5	1		
II. DEFENCE OF THE COUNTRY.																	
	28	44			72	1. Army (at Home)											
	11	13	1	1	26	2. Navy and Marines (Ashore and in Port)											
III. PROFESSIONAL OCCUPATIONS AND THEIR SUBORDINATE SERVICES.																	
	1	33	18	3	55	1. Clerical.											
		21	12	3	36	Clergymen, Priests, Ministers			32	11		1	28	14	3		
						Monks, Nuns, Scripture Readers; Church, Cemetery—Officers, etc.											
	1	33	18	3	55	2. Legal.											
5	55	35	10		105	Barristers, Solicitors			3			2	1				
	2	37	14	1	54	3. Medical.											
	1				5	Physicians, Surgeons, General Practitioners			2	1			2	1			
	7	14	6	1	28	Midwives			2	1			2	1			
1	36	36	13	1	87	Sick Nurses, Invalid Attendants			42	132		5	46	100	43		
	9	13	3	1	26	Others			2	1			2	1			
	3	6	4		13	4. Teaching			248	23	4	137	101	29			
	39	55	27	3	124	5. Literary and Scientific			1			1					
						6. Engineers and Surveyors											
						7 and 8. Art, Music, Drama, etc.			50	18	2	31	29	6			
IV. DOMESTIC OFFICES OR SERVICES.																	
3	34	12	6	2	57	1. Domestic Indoor Service.											
3	21	8	6	2	40	In Hotels, Lodging, and Eating Houses			56	7	4	35	15	8	1		
	2	1			3	Other Domestic Indoor Servants			1382	291	93	1026	492	219	43		
						2. Domestic Outdoor Service											
						3. Other Service.											
1	4		12	1	35	Charwomen			91	655		29	278	368	71		
3	55	160	108	26	352	Laundry and Washing Service			455	540	11	347	310	274	53		
						Others			77	113		32	79	69	10		
V. COMMERCIAL OCCUPATIONS.																	
	58	133	59	11	261	1. Merchants, Agents, and Accountants			5	5		5	1	3	1		
90	1139	581	157	22	1989	2. Commercial or Business Clerks			271	6	6	210	53	7	1		
1	40	76	27	1	145	3 and 4. Dealers in Money; Insurance			3	1			3	1			
VI. CONVEYANCE OF MEN, GOODS, AND MESSAGES.																	
14	314	460	189	16	942	1. On Railways			2	8	2		2	4	2		
1	86	217	95	8	407	2. On Roads.											
156	1032	1294	403	32	2337	Coachmen, Grooms (not Domestic); Cabmen				2			1	1			
	19	74	15	3	111	Carmen, Carriers, Carters, Waggoners (not Farm)											
14	538	835	498	63	1948	Others			2			1	1				
11	709	1893	937	113	3653	3. On Seas, Rivers, and Canals			1	3			1	3			
						4. In Docks, Harbours, etc.			1	1		1	1				
496	734	267	230	46	1773	5. In Storage, Portage, and Messages.											
10	211	290	107	13	621	Messengers, Porters, Watchmen (not Railway or Government)			65		22	42	1				
						Others			44	1		40	4	1			
VII. AGRICULTURE.																	
1	3	19	12	3	38	1. On Farms, Woods, and Gardens.			2	2		3		1			
		4	1	4	9	Gardeners (not Domestic); Nurserymen, Seedsmen, Florists											
						Others											
VIII. FISHING.																	
		2		1	3	1. In Fishing											
IX. IN AND ABOUT, AND DEALING IN THE PRODUCTS OF, MINES AND QUARRIES.																	
2	27	53	15	3	100	1 and 2. Mines and Quarries.											
	4	12	7	2	25	Workers			9			8	1				
						Dealers				2			1	1			
X. METALS, MACHINERY, IMPLEMENTS, & CONVEYANCES.																	
	3	6	3		12	1 and 2. Iron, Steel, etc., Manufacture											
6	76	150	115	16	363	3. Engineering, and Machine Making.											
4	83	153	72	6	318	Blacksmiths, Strikers											
10	246	368	167	20	811	Erectors, Fitters, Turners											
	9	19	5	2	35	Others			2				2				
	4	4			8	4. Tools			21	1	4	15	3				
1	6	10	3		20	5. Types, Dies, Medals, Coins			2			2					
23	247	381	150	13	814	6. Arms											
10	109	133	171	35	458	7. Miscellaneous Metal Trades			387	54	45	533	57	6			
	54	99	50	12	215	8. Ships and Boats				2				2			
1	33	46	17	2	99	9. Vehicles			7	3			3				
						10. Dealers			3	2		1	2	2			
XI. PRECIOUS METALS, JEWELS, WATCHES, INSTRUMENTS, AND GAMES.																	
1	12	13	6		32	1-5. Prec. Metals, Jewels; Watches, Instrmts.; Games.			1	1		1		1			
	5	17	14	1	37	Goldsmiths, Silversmiths, Jewellers											
	58	61	11		130	Watchmakers, Clockmakers											
	7	12	5		24	Electrical Apparatus Makers			13	2	5	8	2				
3	35	30	17	6	91	Musical Instrument Makers			1			14	9	3	1		
	7	9	6	1	23	Other Workers			23	6							
						Dealers			8		2	3	3				

COUNTY OF LONDON—continued.

METROPOLITAN BOROUGH of BERMONDSEY.

TABLE 35.—OCCUPATIONS (Condensed List) of MALES and FEMALES AGED 10 YEARS and upwards at FIVE GROUPS of AGES—continued.

AGES OF MALES 10 Years and upwards.						OCCUPATIONS AT AGES 10 YEARS AND UPWARDS.	AGES OF FEMALES 10 Years and upwards.						
10-	15-	25-	45-	65 and upwards.	Total Males.		Total Females.		10-	15-	25-	45-	65 and upwards.
							Un- married.	Married or Widowed.					
XII. BUILDING AND WORKS OF CONSTRUCTION.													
1. House Building, etc.													
7	116	245	204	57	629	Carpenters, Joiners
1	113	342	183	23	662	Bricklayers, Bricklayers' Labourers
1	95	305	174	20	595	Painters, Decorators, Glaziers	.	1	1
1	42	62	33	3	140	Plumbers	.	1	1
1	107	302	168	21	599	Others
1	21	103	66	16	206	2. Other Works of Construction, and Roads...
XIII. WOOD, FURNITURE, FITTINGS, AND DECORATIONS.													
1 and 2. Furniture, Fittings, etc.; Wood and Bark.													
1	16	21	17	4	59	Cabinet Makers
1	5	16	7	1	30	French Polishers	8	.	7	1	.	.	.
1	9	8	6	1	25	Upholsterers	22	6	1	20	3	3	1
24	255	393	287	45	1004	Other Workers	98	67	11	88	44	17	5
1	22	41	28	1	93	Dealers	5	3	.	5	2	1	.
XIV. BRICK, CEMENT, POTTERY, AND GLASS.													
1. Brick, Cement, Pottery and Glass.													
.	19	29	16	2	66	Workers	22	.	.	16	3	1	.
.	5	10	4	1	20	Dealers	6	4	.	6	1	2	1
XV. CHEMICALS, OIL, GREASE, SOAP, RESIN, ETC.													
1 and 3. Colouring Matter; Drugs, Chemicals, etc.													
3	54	46	28	6	137	Chemists, Druggists	32	2	.	32	1	1	.
1	37	39	22	4	103	Others	108	10	8	90	18	2	.
.	2	2	1	1	6	2. Explosives and Matches	6	.	.	5	1	.	.
4. Oil, Grease, Soap, Resin, etc.													
1	76	91	41	4	213	Workers	95	35	13	70	39	15	2
5	27	56	27	.	115	Dealers	7	3	.	3	5	1	1
XVI. SKINS, LEATHER, HAIR, AND FEATHERS.													
24	715	1251	647	99	2736	1. Skins and Leather	351	215	27	272	176	82	9
5	58	81	23	1	169	2. Saddlery and Harness	9	5	2	7	4	1	.
4	37	69	38	7	146	3. Hair and Feathers	128	75	14	93	63	30	3
.	35	93	54	5	187	4. Dealers in Skins, Leather, Hair, and Feathers	1	1	.	.	1	.	1
XVII. PAPER, PRINTS, BOOKS, AND STATIONERY.													
1 and 2. Paper and Stationery; Prints and Books.													
2	11	6	8	.	27	Paper Box, Paper Bag—Makers	206	68	10	175	61	28	.
1	32	35	9	.	97	Envelope Makers; Stationery Manufacture	281	22	27	322	64	8	2
89	482	516	140	16	1243	Printers, Lithographers	201	7	23	158	23	2	.
5	69	76	21	1	173	Bookbinders	570	105	42	417	180	36	.
19	102	150	77	7	355	Others	202	43	16	154	56	17	3
XVIII. TEXTILE FABRICS.													
.	1	1	.	.	2	1. Cotton and Flax
3	1	3	2	.	9	2. Wool and Worsted	4	4	.	3	2	1	2
.	3	2	.	.	5	3. Silk	25	.	6	16	3	.	.
4	11	48	57	7	127	4. Hemp and Other Fibrous Materials	141	137	3	111	106	47	11
1	9	12	16	40	40	5. Mixed or Unspecified Materials	113	12	6	82	26	11	.
1	11	22	12	47	47	6. Bleaching, Printing, Dyeing, etc.	19	4	.	12	6	4	1
6	97	101	36	242	242	7. Dealers (Drapers and others)	126	14	8	86	39	5	2
XIX. DRESS.													
1. Dress.													
5	53	92	51	17	218	Tailors	304	210	11	193	178	112	20
.	2	2	1	1	4	Milliners	159	15	9	104	47	11	3
2	2	2	1	1	6	Dressmakers	689	248	28	438	271	143	37
2	69	40	18	.	129	Shirt Makers, Seamstresses	1551	507	76	1079	539	283	81
1	50	127	98	36	312	Boot, Shoe, Slipper, Patten, Clog—Makers	47	17	7	33	15	8	1
.	2	2	1	.	5	Artificial Flower Makers	22	8	3	30	4	3	.
13	99	160	57	15	344	Other Workers	403	105	40	277	126	56	9
8	46	78	27	4	163	Dealers	33	29	.	22	24	13	3
XX. FOOD, TOBACCO, DRINK, AND LODGING.													
1. Food.													
36	334	476	180	21	1053	Workers	815	229	43	667	257	69	8
59	517	780	343	40	1739	Dealers	276	125	9	209	115	60	8
2. Tobacco.													
.	17	14	6	2	39	Tobacco Manufacture	48	9	3	39	15	.	.
1	20	24	18	1	64	Tobaccoists	15	10	1	8	7	8	1
.	37	147	43	1	228	3. Makers of Spirituous Drinks
4. Board, Lodging, etc.													
.	15	62	35	6	118	Coffee, Eating, Lodging, Boarding—House Keepers	16	41	.	5	25	25	2
.	19	169	79	3	272	Inn, Hotel—Keepers; Publicans, etc.	11	56	.	6	32	28	1
8	206	235	57	3	509	Cellarmen, Barmen	216	14	2	156	68	4	.
8	66	45	21	2	142	Others in Inn, Hotel, Eating House—Service	264	16	12	198	63	7	.
1	9	7	6	.	23	Wine and Spirit Merchants, Agents
XXI. GAS, WATER, AND ELECTRICITY SUPPLY, AND SANITARY SERVICE.													
1. Gas, Water, Electricity													
.	48	154	65	3	270	Workers	2	.	.	2	.	.	.
2	9	34	30	5	80	2. Sanitary Service	.	2	.	.	2	.	.
XXII. OTHER, GENERAL, AND UNDEFINED WORKERS AND DEALERS.													
1-4. About Animals; Sundry Industries; General Makers and Dealers; General Labourers, etc.													
16	99	104	53	10	282	General Shopkeepers, Dealers; Pawnbrokers	88	88	6	57	62	42	9
6	42	90	54	7	199	General Shopkeepers, Dealers; Street Sellers	10	31	2	5	17	11	6
20	836	1696	762	95	3399	Costermongers, Hawkers, Street Sellers	2	3	.	1	.	1	3
5	82	278	153	20	538	General Labourers
16	172	188	108	14	498	Engine Drivers, Stokers, Firemen (not Railway, Marine, or Agricultural)	277	64	31	228	56	22	4
Others													
XXIII. WITHOUT SPECIFIED OCCUPATIONS OR UNOCCUPIED.													
Retired from Business (not Army, Navy, Church, Medicine)													
.	1	6	174	436	607	Pensioners	56	351	.	.	6	94	307
.	1	5	21	50	77	Living on own means	4	4	.	.	.	5	3
.	3	8	37	92	140	Others aged 10 years and upwards (including Students)	101	353	.	8	69	162	225
3644	560	192	172	188	6736		9162	23035	6235	4293	13355	6924	1782

TABLE 35.—OCCUPATIONS (Condensed List) of MALES and FEMALES AGED 10 YEARS and upwards at FIVE GROUPS of AGES—continued.

COUNTY OF LONDON—continued.

METROPOLITAN BOROUGH of BETHNAL GREEN.

TABLE 35.—OCCUPATIONS (Condensed List) of MALES and FEMALES AGED 10 YEARS and upwards at FIVE GROUPS of AGES—continued.

AGES OF MALES 10 Years and upwards.						AGES OF FEMALES 10 Years and upwards.											
10-	15-	25-	45-	65 and upwards.	Total Males.	OCCUPATIONS AT AGES 10 YEARS AND UPWARDS.						Total Females.	10-	15-	25-	45-	65 and upwards.
											Un- married.	Married or Widowed.					
XII. BUILDING AND WORKS OF CONSTRUCTION.																	
1. House Building, etc.																	
4	99	176	129	26	434	Carpenters, Joiners											
1	104	308	167	14	594	Bricklayers, Bricklayers' Labourers											
4	95	273	206	29	607	Painters, Decorators, Glaziers											
2	38	60	25	2	127	Plumbers											
1	135	241	195	14	625	Others											
	17	65	22	4	108	2. Other Works of Construction, and Roads...											
XIII. WOOD, FURNITURE, FITTINGS, AND DECORATIONS.																	
1 and 2. Furniture, Fittings, etc.; Wood and Bark.																	
54	1149	1620	810	96	3729	Cabinet Makers					24	22	1	19	12	11	3
24	449	389	93	8	963	French Polishers					314	94	27	303	65	12	1
15	167	186	63	6	437	Upholsterers					195	44	13	153	51	21	1
32	818	1040	585	68	2563	Other Workers					219	246	6	189	132	94	14
1	41	91	42	7	182	Dealers					3	6		2	2	5	
XIV. BRICK, CEMENT, POTTERY, AND GLASS.																	
1. Brick, Cement, Pottery and Glass.																	
4	117	134	37	4	296	Workers					19	7	2	17	7		
	8	25	16		49	Dealers					4	7		4	3	2	2
XV. CHEMICALS, OIL, GREASE, SOAP, RESIN, ETC.																	
1 and 3. Colouring Matter; Drugs, Chemicals, etc.																	
1	37	38	23	1	100	Chemists, Druggists					33	1	1	24	8	1	
1	32	38	20	4	95	Others					73	6	10	54	13	2	
	1	7	4		12	2. Explosives and Matches					14	6	1	12	6	1	
8	43	39	27	2	119	1. Oil, Grease, Soap, Resin, etc.					79	23	10	39	28	4	1
4	32	48	19	2	105	Workers					5	3		4	1	2	1
						Dealers											
XVI. SKINS, LEATHER, HAIR, AND FEATHERS.																	
5	92	139	51	10	297	1. Skins and Leather					147	65	10	130	69	22	
3	26	47	32	4	112	2. Saddlery and Harness					18	7	1	11	6	6	1
16	103	117	91	12	339	3. Hair and Feathers					632	251	73	500	216	89	14
	18	24	7	3	52	4. Dealers in Skins, Leather, Hair, and Feathers					6	7	1	3	4	4	1
XVII. PAPER, PRINTS, BOOKS, AND STATIONERY.																	
1 and 2. Paper and Stationery; Prints and Books.																	
4	71	55	17	4	151	Paper Box, Paper Bag—Makers					1216	498	89	1022	462	131	10
3	41	61	22	1	128	Envelope Makers; Stationery Manufacture					338	21	49	247	56	6	1
71	507	521	165	15	1279	Printers, Lithographers					114	3	17	84	16		
11	107	137	50	2	307	Bookbinders					416	62	45	305	98	28	2
23	127	169	70	15	404	Others					172	37	14	131	42	19	3
XVIII. TEXTILE FABRICS.																	
	6		1		7	1. Cotton and Flax					5	5	1	6	3		1
4	4	7	5	1	21	2. Wool and Worsted					14	7		9	7	4	
4	17	63	75	94	253	3. Silk					262	185	11	121	76	120	59
4	23	48	36	10	121	4. Hemp and Other Fibrous Materials					74	52	3	63	31	24	5
2	30	26	33	15	106	5. Mixed or Unspecified Materials					505	193	31	372	193	72	28
1	9	11	16	6	43	6. Bleaching, Printing, Dyeing, etc.					6	2		5	1	2	
7	83	85	33	3	211	7. Dealers (Drapers and others)					86	25	4	55	37	12	3
XIX. DRESS.																	
1. Dress.																	
13	317	406	110	25	931	Tailors					1370	905	104	1061	665	376	69
	2	3	3		8	Milliners					178	42	13	125	42	38	2
	7	9	3	2	21	Dressmakers					596	260	53	385	250	139	119
1	30	36	5	2	74	Shirt Makers, Seamstresses					843	386	38	615	311	183	82
28	387	1346	720	115	2396	Boot, Shoe, Slipper, Patten, Clog—Makers					1024	672	40	775	585	177	19
1		7	5	2	15	Artificial Flower Makers					105	41	12	75	34	21	4
14	172	284	97	10	577	Other Workers					477	172	43	330	180	71	5
4	73	91	46	6	220	Dealers					40	49	2	27	17	37	6
XX. FOOD, TOBACCO, DRINK, AND LODGING.																	
1. Food.																	
7	146	297	124	20	594	Workers					159	46	6	128	49	20	2
28	469	757	347	32	1633	Dealers					280	152	17	210	130	61	14
2. Tobacco.																	
11	76	124	78	11	309	Tobacco Manufacture					460	132	46	383	145	8	
	15	33	12	4	64	Tobaccoconists					5	5		5	2	3	
3	48	121	32	3	207	3. Makers of Spirituous Drinks											
	13	57	38	5	113	4. Board, Lodging, etc.					12	35	1	4	17	22	3
	16	172	76	7	271	Coffee, Eating, Lodging, Boarding—House Keepers					9	34		5	25	13	
8	198	226	69	2	503	Inn, Hotel—Keepers; Publicans, etc.					136	29	2	91	46	6	1
5	63	59	12	1	140	Ccellarmen, Barmen					136	16		119	29	4	
	7	6	2		15	Others in Inn, Hotel, Eating House—Service						1				1	
						Wine and Spirit Merchants, Agents											
XXI. GAS, WATER, AND ELECTRICITY SUPPLY, AND SANITARY SERVICE.																	
1. Gas, Water, Electricity																	
6	14	62	15	3	94	Workers											
	42	63	15	6	132	2. Sanitary Service											
XXII. OTHER, GENERAL, AND UNDEFINED WORKERS AND DEALERS.																	
1-4. About Animals; Sundry Industries; General Makers and Dealers; Pawnbrokers, etc.																	
8	87	147	106	17	365	General Shopkeepers, Dealers; Pawnbrokers					102	97	10	72	58	48	11
6	96	207	146	25	489	Costermongers, Hawkers, Street Sellers					23	115	3	21	52	54	9
4	361	783	365	45	1558	General Labourers					1	2		1	1		1
1	31	75	43	1	151	Engine Drivers, Stokers, Firemen (not Railway, Marine, or Agricultural)											
11	179	222	124	19	555	Others					118	63	7	100	47	25	2
XXIII. WITHOUT SPECIFIED OCCUPATIONS OR UNOCCUPIED																	
Retired from Business (not Army, Navy, Church, Medicine)																	
	7	41	157	606	901	Pensioners					63	519		3	12	94	473
		9	19	24	52	Living on own means					3	6				3	6
	6	16	22	68	112	Others aged 10 years and upwards (including Students)					85	272		6	62	116	173
5547	400	110	106	155	6318						8103	20089	6129	3541	11966	5461	13965

COUNTY OF LONDON—continued.

METROPOLITAN BOROUGH of CAMBERWELL.

TABLE 35.—OCCUPATIONS (Condensed List) of MALES and FEMALES AGED 10 YEARS and upwards at FIVE GROUPS of AGES—continued.

AGES OF MALES 10 Years and upwards.						MALES.	OCCUPIED AND UNOCCUPIED.	FEMALES.	AGES OF FEMALES 10 Years and upwards.					
10-	15-	25-	45-	65 and upwards.	Total Males.	122997	ALL AGES.	136342	Total Females.	10-	15-	25-	45-	65 and upwards.
						28574 94423	UNDER 10 YEARS. 10 YEARS AND UPWARDS.	28446 107896	Un- married. Married or Widowed.					
OCCUPATIONS AT AGES 10 YEARS AND UPWARDS.														
13281	23877	35376	17663	4226	94423	TOTAL OCCUPIED AND UNOCCUPIED.			50804	57092	13354	27063	40193	20558
11389	1805	818	1407	2110	17529	Retired or Unoccupied (Order XXIII.)			24169	49292	12006	9918	29188	15805
1892	22072	34558	16256	2116	76894	Engaged in Occupations (Orders I.—XXII.)			26635	7800	748	17145	11005	4753
I. GENERAL OR LOCAL GOVERNMENT OF THE COUNTRY.														
100	561	933	286	13	1902	1. National Government			173	6	1	85	78	14
2	94	429	114	22	661	2. Local Government			216	30		77	156	13
II. DEFENCE OF THE COUNTRY.														
	71	114	28	14	227	1. Army (at Home)								
1	21	18	16	8	64	2. Navy and Marines (Ashore and in Port)								
III. PROFESSIONAL OCCUPATIONS AND THEIR SUBORDINATE SERVICES.														
		87	67	18	172	1. Clerical.								
	11	45	35	7	98	Clergymen, Priests, Ministers			73	17		6	48	26
						Monks, Nuns, Scripture Readers; Church, Cemetery—Officers, etc.								10
	2	63	47	13	125	2. Legal.								
19	270	368	175	20	832	Barristers, Solicitors			12	2		8	5	1
						Law Clerks								
	3	93	45	16	157	3. Medical.								
						Physicians, Surgeons, General Practitioners			1				1	
		4	2		6	Midwives			2	10			3	8
	14	39	30	4	87	Sick Nurses, Invalid Attendants			291	459		35	205	341
2	103	366	125	12	608	Others			11	5		5	9	2
	45	141	59	11	296	4. Teaching			1181	202	5	532	686	146
	34	80	67	12	193	5. Literary and Scientific			23	4		9	13	5
3	205	487	227	27	949	6. Engineers and Surveyors								
						7 and 8. Art, Music, Drama, etc.			409	134	4	189	263	79
IV. DOMESTIC OFFICES OR SERVICES.														
	42	34	16	1	98	1. Domestic Indoor Service.								
12	88	57	37	4	198	In Hotels, Lodging, and Eating Houses			96	43	1	47	46	14
3	81	198	105	8	395	Other Domestic Indoor Servants			7748	776	275	4773	2572	786
						2. Domestic Outdoor Service								
						Charwomen			224	874	5	95	389	532
5	55	130	64	17	271	Laundry and Washing Service			2077	1630	65	1667	1158	744
1	93	286	200	31	611	Others			199	165		75	174	101
V. COMMERCIAL OCCUPATIONS.														
	251	1286	814	119	2472	1. Merchants, Agents, and Accountants			30	15		12	21	10
200	3363	2690	896	87	7238	2. Commercial or Business Clerks			1327	27	13	990	384	23
3	495	641	230	23	1392	3 and 4. Dealers in Money; Insurance			45	5		29	15	5
VI. CONVEYANCE OF MEN, GOODS, AND MESSAGES.														
	533	656	299	21	1530	1. On Railways			3	2		2	2	1
						2. On Roads.								
	322	895	402	28	1655	Coachmen, Grooms (not Domestic); Cabmen								
105	1088	1451	417	25	3086	Carmen, Carriers, Carters, Waggoners (not Farm)				1				1
	192	791	153	11	1147	Others			5	4		4	3	1
2	69	139	81	13	285	3. On Seas, Rivers, and Canals			1	2			2	1
	72	255	159	6	492	4. In Docks, Harbours, etc.								
678	1155	419	266	49	2367	5. In Storage, Portage, and Messages.								
						Messengers, Porters, Watchmen (not Railway or Government)			47	1	20	27	1	
12	276	451	134	11	884	Others			205	3	1	155	46	6
VII. AGRICULTURE.														
	47	155	134	44	384	1. On Farms, Woods, and Gardens.			25	8	1	18	10	3
						Gardeners (not Domestic); Nurserymen, Seedsmen, Florists								1
	6	13	19	2	40	Others			1	1			1	1
VIII. FISHING.														
			1		1	1. In Fishing								
IX. IN AND ABOUT, AND DEALING IN THE PRODUCTS OF, MINES AND QUARRIES.														
	39	55	30	7	132	1 and 2. Mines and Quarries.			4		1	3		
	4	35	26	8	73	Workers			1	1			1	1
						Dealers								
X. METALS, MACHINES, IMPLEMENTS, & CONVEYANCES.														
	145	233	133	19	533	1 and 2. Iron, Steel, etc., Manufacture								
3	151	259	121	11	543	3. Engineering, and Machine Making.								
28	438	565	279	38	1348	Blacksmiths, Strikers								
	13	29	19	5	68	Erectors, Fitters, Turners								
	17	25	7	1	50	Others								
1	15	11	11	1	39	4. Tools			6		1	3	1	1
25	379	458	185	26	1073	5. Types, Dies, Medals, Coins			3			3		
	6	16	13	2	38	6. Arms						1		
1	8	16	13	2	38	7. Miscellaneous Metal Trades			95	7	5	80	14	2
8	222	381	178	16	805	8. Ships and Boats			5	6		6	3	1
7	198	165	54	10	344	9. Vehicles			12	1		6	6	1
						10. Dealers								
XI. PRECIOUS METALS, JEWELS, WATCHES, INSTRUMENTS, AND GAMES.														
	66	104	52	3	227	1-5. Prec. Metals, Jewels; Watches, Instrmts.; Games.			10			8	2	
4	29	56	43	11	143	Goldsmiths, Silversmiths, Jewellers			1	1				
3	226	229	34	3	495	Watchmakers, Clockmakers			19	1	2	14	3	1
2	35	37	24	4	102	Electrical Apparatus Makers			5		1	4		
13	137	292	84	13	449	Musical Instrument Makers			70	14	2	55	19	7
2	22	40	19	5	88	Other Workers			22	7		8	16	4
						Dealers								

COUNTY OF LONDON—continued.

METROPOLITAN BOROUGH of CAMBERWELL.

TABLE 35.—OCCUPATIONS (Condensed List) of MALES and FEMALES AGED 10 YEARS and upwards at FIVE GROUPS of AGES—continued.

AGES OF MALES 10 Years and upwards.						OCCUPATIONS AT AGES 10 YEARS AND UPWARDS.	AGES OF FEMALES 10 Years and upwards.						
10-	15-	25-	45-	65 and upwards.	Total Males.		Total Females.		10-	15-	25-	45-	65 and upwards.
							Un- married.	Married or Widowed.					
XII. BUILDING AND WORKS OF CONSTRUCTION.													
1. House Building, etc.													
10	504	822	746	116	2198	Carpenters, Joiners
10	439	779	515	50	1793	Bricklayers, Bricklayers' Labourers
4	326	1038	646	86	2129	Painters, Decorators, Glaziers	.	42	.	.	.	42	.
5	297	290	117	11	630	Plumbers
14	619	1185	728	87	2633	Others
.	42	204	97	18	361	2. Other Works of Construction, and Roads...
XIII. WOOD, FURNITURE, FITTINGS, AND DECORATIONS.													
1 and 2. Furniture, Fittings, etc.; Wood and Bark.													
6	72	108	67	17	270	Cabinet Makers	.	.	42
3	45	76	39	5	168	French Polishers	16	.	14
.	49	75	48	8	180	Upholsterers	76	22	50	27	16	33	.
33	494	736	400	67	1730	Other Workers	97	49	9	76	42	17	12
1	84	182	107	18	392	Dealers	10	4	.	6	5	2	1
XIV. BRICK, CEMENT, POTTERY, AND GLASS.													
1. Brick, Cement, Pottery and Glass.													
2	74	133	49	11	269	Workers	16	4	1	14	2	2	1
1	19	47	32	6	105	Dealers	15	7	.	9	9	3	1
XV. CHEMICALS, OIL, GREASE, SOAP, RESIN, ETC.													
1 and 3. Colouring Matter; Drugs, Chemicals, etc.													
2	89	157	65	13	325	Chemists, Druggists	80	4	2	59	17	6	.
3	45	91	43	5	187	Others	74	7	1	36	19	4	1
.	10	14	5	.	29	2. Explosives and Matches	3	1	.	3	1	.	.
1	51	70	49	6	177	4. Oil, Grease, Soap, Resin, etc.
13	83	126	70	8	300	Workers	35	8	1	29	10	3	.
						Dealers	10	17	1	4	8	13	1
XVI. SKINS, LEATHER, HAIR, AND FEATHERS.													
9	279	401	258	24	971	1. Skins and Leather	138	41	2	113	45	18	1
1	34	97	60	10	211	2. Saddlery and Harness	7	1	.	6	1	1	.
1	60	94	58	12	224	3. Hair and Feathers	91	34	3	61	38	19	4
1	21	66	43	9	140	4. Dealers in Skins, Leather, Hair, and Feathers	7	.	.	7	.	.	.
XVII. PAPER, PRINTS, BOOKS, AND STATIONERY.													
1 and 2. Paper and Stationery; Prints and Books.													
3	12	13	8	1	37	Paper Box, Paper Bag—Makers	117	41	10	91	41	16	.
5	35	65	23	5	133	Envelope Makers; Stationery Manufacture	236	19	13	174	53	15	.
129	1148	1767	694	74	3812	Printers, Lithographers	171	8	7	139	33	.	.
20	146	246	121	10	543	Bookbinders	637	96	27	402	189	54	1
30	324	501	258	46	1139	Others	333	52	18	224	102	34	7
XVIII. TEXTILE FABRICS.													
.	.	1	.	.	1	1. Cotton and Flax	4	.	.	4	.	.	.
.	6	13	6	1	26	2. Wool and Worsted	10	2	.	4	7	1	.
.	5	5	2	3	15	3. Silk	18	1	.	14	4	1	.
.	20	19	25	.	71	4. Hemp and Other Fibrous Materials	22	23	1	22	15	6	1
.	28	37	16	.	88	5. Mixed or Unspecified Materials	232	27	7	149	73	26	4
1	31	30	33	4	99	6. Bleaching, Printing, Dyeing, etc.	39	15	2	27	14	10	1
10	371	491	186	12	1070	7. Dealers (Drapers and others)	707	45	6	475	243	26	2
XIX. DRESS.													
1. Dress.													
4	167	336	179	42	748	Tailors	794	388	10	501	459	189	23
.	1	5	2	.	8	Milliners	453	38	7	300	136	42	6
.	3	10	10	2	25	Dressmakers	2239	507	57	1292	964	457	66
5	99	129	55	5	293	Shirt Makers, Seamstresses	2460	790	83	1652	970	419	126
15	180	313	203	79	910	Boot, Shoe, Slipper, Patten, Clog—Makers	148	38	11	125	34	12	4
.	3	1	3	.	7	Artificial Flower Makers	17	5	1	13	4	.	.
19	168	297	114	19	617	Other Workers	444	92	11	335	119	64	7
18	245	327	146	13	749	Dealers	115	57	.	75	62	31	4
XX. FOOD, TOBACCO, DRINK, AND LODGING.													
1. Food.													
17	300	604	226	22	1259	Workers	386	85	17	332	111	10	1
99	1288	2071	893	98	4449	Dealers	429	235	10	274	213	148	19
2. Tobacco.													
5	23	32	25	7	92	Tobacco Manufacture	134	11	10	163	31	1	.
2	27	58	27	14	128	Tobacconists	24	23	1	17	14	13	2
1	40	74	49	4	168	3. Makers of Spirituous Drinks	1	1	.	1	.	.	1
4. Board, Lodging, etc.													
.	23	97	50	9	188	Coffee, Eating, Lodging, Boarding—House Keepers	76	98	1	18	71	67	17
.	27	263	126	16	432	Inn, Hotel—Keepers; Publicans, etc.	18	57	.	6	46	20	3
8	366	310	86	6	716	Cellarmen, Barmen	327	28	2	243	105	4	1
6	194	151	55	.	316	Others in Inn, Hotel, Eating House—Service	474	22	.	306	128	1	1
1	13	32	21	3	79	Wine and Spirit Merchants, Agents	5	3	.	1	6	1	.
XXI. GAS, WATER, AND ELECTRICITY SUPPLY, AND SANITARY SERVICE.													
1. Gas, Water, Electricity													
5	172	490	160	15	842	2. Sanitary Service
.	16	96	45	14	171	
XXII. OTHER, GENERAL, AND UNDEFINED WORKERS AND DEALERS.													
1-4. About Animals: Sundry Industries: General Makers and Dealers; General Labourers, etc.													
23	170	269	98	14	514	General Shopkeepers, Dealers; Pawnbrokers	170	104	1	110	92	69	2
19	100	178	97	16	410	Costermongers, Hawkers, Street Sellers	14	42	1	8	20	19	8
9	632	1174	327	54	2416	General Labourers	2	1	.	2	1	.	.
1	97	243	109	7	457	Engine Drivers, Stokers, Firemen (not Railway, Marine, or Agricultural)
17	270	306	163	20	776	Others	144	31	7	107	53	7	1
XXIII. WITHOUT SPECIFIED OCCUPATIONS OR UNOCCUPIED													
.	20	114	702	1337	2173	Retired from Business (not Army, Navy, Church, Medicine)	251	542	.	12	35	206	540
.	2	3	79	107	191	Pensioners	14	36	.	.	.	15	33
.	20	103	238	365	726	Living on own means	1078	2162	.	63	501	1271	1405
11389	1763	508	388	301	14439	Others aged 10 years and upwards (including Students)	2235	46532	12906	9843	28632	14513	3964

COUNTY OF LONDON—continued.

METROPOLITAN BOROUGH of CHELSEA.

TABLE 35.—OCCUPATIONS (Condensed List) of MALES and FEMALES AGED 10 YEARS and upwards at FIVE GROUPS of AGES—continued.

AGES OF MALES 10 Years and upwards.						AGES OF FEMALES 10 Years and upwards.								
10-	15-	25-	45-	65 and upwards.	Total Males.	Total Females.		10-	15-	25-	45-	65 and upwards.		
OCCUPATIONS AT AGES 10 YEARS AND UPWARDS.													Un- married.	Married or Widowed.
XII. BUILDING AND WORKS OF CONSTRUCTION.														
1. House Building, etc.														
4	122	196	219	48	589	Carpenters, Joiners								
2	57	207	144	14	422	Bricklayers, Bricklayers' Labourers								
2	132	322	398	37	1091	Painters, Decorators, Glaziers	1		1					
4	71	112	45	5	237	Plumbers								
3	134	327	308	39	811	Others		1				1		
	11	38	23	6	78	2. Other Works of Construction, and Roads								
XIII. WOOD, FURNITURE, FITTINGS, AND DECORATIONS.														
1 and 2. Furniture, Fittings, etc.; Wood and Bark.														
	16	17	27	5	65	Cabinet Makers	1		1					
2	12	39	14	4	62	French Polishers								
2	13	32	33	4	82	Upholsterers	31	25	1	10	26	18	4	
4	55	83	63	10	215	Other Workers	11	17		9	6	10	3	
	21	40	38	6	105	Dealers	3	3		2	1	3		
XIV. BRICK, CEMENT, POTTERY, AND GLASS.														
1. Brick, Cement, Pottery and Glass.														
	7	14	9	1	31	Workers	7	1		4	3	1		
1	5	10	7	1	24	Dealers	1	1			1		1	
XV. CHEMICALS, OIL, GREASE, SOAP, RESIN, ETC.														
1 and 3. Colouring Matter; Drugs, Chemicals, etc.														
1	17	44	10	1	73	Chemists, Druggists	4				2			
	7	9	5		21	Others	4	1		3	2			
	1	1			2	2. Explosives and Matches	1			1				
	3		2	1	6	4. Oil, Grease, Soap, Resin, etc.						1		
	13	27	10	1	51	Workers	1	1			1			
						Dealers								
XVI. SKINS, LEATHER, HAIR, AND FEATHERS.														
1	5	10	4	2	22	1. Skins and Leather	11	3		6	4	3	1	
	10	28	22	3	63	2. Saddlery and Harness	1	1			2			
	1	5	1	1	8	3. Hair and Feathers	3	3		1	2	3		
	2	2	3		7	4. Dealers in Skins, Leather, Hair, and Feathers		3				2	1	
XVII. PAPER, PRINTS, BOOKS, AND STATIONERY.														
1 and 2. Paper and Stationery; Prints and Books.														
	5	2	1		3	Paper Box, Paper Bag—Makers	3			2		1		
	5	5	2	1	13	Envelope Makers; Stationery Manufacture	10	1	1	8	2			
3	65	85	44	1	198	Printers, Lithographers	3			1				
	6	7	6		19	Bookbinders	20	1	1	13	6	1		
10	82	94	39	5	230	Others	59	15	1	35	24	14		
XVIII. TEXTILE FABRICS.														
	1	1			2	1. Cotton and Flax		1				1		
					2	2. Wool and Worsted								
					1	3. Silk								
	2	2	1		5	4. Hemp and Other Fibrous Materials	28	4		6	18	4	4	
	5	6	3	1	15	5. Mixed or Unspecified Materials	19	4	1	11	7	3	1	
2	196	160	34		332	6. Bleaching, Printing, Dyeing, etc.	267	10	2	177	89	9		
						7. Dealers (Drapers and others)								
XIX. DRESS.														
1. Dress.														
3	74	124	90	25	316	Tailors	124	79		71	81	42	6	
		1			1	Milliners	140	19	1	88	32	17	1	
	2	3	2		7	Dressmakers	1463	465	29	734	763	333	54	
	3	4	5		12	Shirt Makers, Seamstresses	118	133	1	44	81	101	44	
3	51	99	28	21	275	Boot, Shoe, Slipper, Patten, Clog—Makers	8	10		7	5	4	2	
						Artificial Flower Makers	1	2		1	2			
1	34	64	15	3	117	Other Workers	38	10		25	13	10		
2	50	50	27	1	130	Dealers	38	11		18	18	11	2	
XX. FOOD, TOBACCO, DRINK, AND LODGING.														
1. Food.														
4	82	118	32	7	263	Workers	21	1	1	19	1	1		
21	435	610	181	20	1267	Dealers	119	42	1	65	58	31	6	
2. Tobacco.														
		1	1		2	Tobacco Manufacture	2	1		1	2			
	12	22	6	2	42	Tobaccoconists	4	5		2	5	2		
	9	28	6	1	44	3. Makers of Spirituous Drinks								
4. Board, Lodging, etc.														
		38	32	4	74	Coffee, Eating, Lodging, Boarding—House Keeper	54	111		7	71	73	14	
	18	74	31	5	128	Inn, Hotel—Keepers; Publicans, etc.	9	39		6	17	15	1	
	70	105	17		192	Cellarmen, Barmen	119	6		79	45	1		
	43	82	42		169	Others in Inn, Hotel, Eating House—Service	76	10	1	62	21	2		
	4	15	11	1	34	Wine and Spirit Merchants, Agents	7	1		1	6	1		
XXI. GAS, WATER, AND ELECTRICITY SUPPLY, AND SANITARY SERVICE.														
1. Gas, Water, Electricity														
	17	35	16		70	Workers								
	8	12	18		40	Dealers								
2. Sanitary Service														
XXII. OTHER, GENERAL, AND UNDEFINED WORKERS AND DEALERS.														
1-4. About Animals; Sundry Industries; General Makers and Dealers; General Labourers, etc.														
4	56	52	31	12	145	General Shopkeepers, Dealers; Pawnbrokers	58	23	2	34	27	15	3	
2	15	46	32		102	Costermongers, Hawkers, Street Sellers	4	12		1	5	10		
	203	554	362	28	1149	General Labourers		1					1	
	13	30	20	2	65	Engine Drivers, Stokers, Firemen (not Railway, Marine, or Agricultural)								
4	52	101	39	8	204	Others	16	8		10	9	4	1	
XXIII. WITHOUT SPECIFIED OCCUPATIONS OR UNOCCUPIED.														
Retired from Business (not Army, Navy, Church, Medicine)														
		9	371	934	1314	Workers	200	663		1	6	184	681	
		4	236	392	632	Pensioners	6	7			1	3	9	
	26	109	133	103	371	Living on own means	712	895		59	450	627	591	
2063	463	203	115	67	3511	Others aged 10 years and upwards (including Students)	3367	11128	2582	2365	7045	3477	966	

COUNTY OF LONDON—continued.

METROPOLITAN BOROUGH of DEPTFORD.

TABLE 35.—OCCUPATIONS (Condensed List) of MALES and FEMALES AGED 10 YEARS and upwards at FIVE GROUPS of AGES—continued.

AGES OF MALES 10 Years and upwards.						Total Males.	MALES.		OCCUPIED AND UNOCCUPIED.		FEMALES.		AGES OF FEMALES 10 Years and upwards.					
10-	15-	25-	45-	65 and upwards.	53613		ALL AGES.	56785	Total Females.	Un-married.	Married or widowed.	10-	15-	25-	45-	65 and upwards.		
					12650 40663		UNDER 10 YEARS. 10 YEARS AND UPWARDS.	12576 44209										
					OCCUPATIONS AT AGES 10 YEARS AND UPWARDS.													
5543	10628	15791	7461	1640	40963	TOTAL OCCUPIED AND UNOCCUPIED	...	19910	24299	5559	11057	17117	8134	2342		
4794	692	819	477	675	6967	Retired or Unoccupied (Order XXIII.)	...	9922	21546	5230	4629	13042	6529	2038		
749	9836	15472	6964	965	34006	Engaged in Occupations (Orders I.—XXII.)	...	9988	2753	329	6428	4075	1606	304		
I. GENERAL OR LOCAL GOVERNMENT OF THE COUNTRY.																		
26	189	278	115	2	610	1. National Government	...	88	6	...	53	36	5	...		
...	38	216	56	...	313	2. Local Government	...	7	3	4		
II. DEFENCE OF THE COUNTRY.																		
...	32	44	8	5	89	1. Army (at Home)		
...	15	18	16	11	60	2. Navy and Marines (Ashore and in Port)		
III. PROFESSIONAL OCCUPATIONS AND THEIR SUBORDINATE SERVICES.																		
...	1	30	18	...	56	1. Clerical.		
...	3	9	20	...	39	Clergymen, Priests, Ministers	...	11	4	...	1	10	6	1		
...	Monks, Nuns, Scripture Readers; Church, Cemetery—Officers, etc.		
...	2	17	14	...	35	2. Legal.		
5	60	76	34	...	180	Barristers, Solicitors	...	7	1	...	2	6		
...	...	46	26	...	74	3. Medical.		
...	Physicians, Surgeons, General Practitioners	...	1	4	1	3	1		
...	1	2	2	...	5	Midwives	...	168	164	...	32	150	119	31		
...	3	12	14	...	30	Sick Nurses, Invalid Attendants	...	1	1		
...	50	197	56	4	307	Others		
...	10	39	19	...	69	4. Teaching	...	587	127	...	214	413	84	3		
...	10	35	26	3	74	5. Literary and Scientific	...	4	2	...	1	3	2	...		
4	95	173	83	11	306	6. Engineers and Surveyors		
...	7 and 8. Art, Music, Drama, etc.	...	216	70	2	168	137	32	7		
IV. DOMESTIC OFFICES OR SERVICES.																		
2	10	10	10	1	33	1. Domestic Indoor Service.		
4	15	10	2	1	32	In Hotels, Lodging, and Eating Houses	...	33	6	...	23	13	3	...		
...	8	31	17	2	58	Other Domestic Indoor Servants	...	3433	316	129	2282	988	306	44		
...	2. Domestic Outdoor Service		
...	9	20	16	...	46	3. Other Service.		
...	Charwomen	...	82	337	5	35	166	176	37		
1	27	50	57	8	183	Laundry and Washing Service	...	436	501	3	336	331	214	33		
...	Others	...	111	66	1	63	68	36	9		
V. COMMERCIAL OCCUPATIONS.																		
1	89	353	218	42	703	1. Merchants, Agents, and Accountants	...	9	1	...	6	3	1	...		
54	1199	1923	311	38	2925	2. Commercial or Business Clerks	...	473	19	8	302	158	15	...		
2	158	269	78	12	459	3 and 4. Dealers in Money; Insurance	...	17	5	1	8	9	3	1		
VI. CONVEYANCE OF MEN, GOODS, AND MESSAGES.																		
31	675	1049	336	23	2134	1. On Railways	...	1	11	2	6	4		
...	2. On Roads.		
3	61	134	63	8	269	Cochmen, Grooms (not Domestic); Cabmen		
44	420	523	156	16	1159	Carmen, Carriers, Carters, Waggoners (not Farm)...	...	1	1	...	1	...		
...	48	188	48	2	286	Others		
4	121	257	173	30	583	3. On Seas, Rivers, and Canals	1		
4	221	627	276	38	1166	4. In Docks, Harbours, etc.		
...	5. In Storage, Portage, and Messages.		
221	340	88	75	20	711	Messengers, Porters, Watchmen (not Railway or Government)	...	9	...	6	3		
...	Others	...	83	1	...	62	16	6	...		
VII. AGRICULTURE.																		
2	19	33	48	28	130	1. On Farms, Woods, and Gardens.	...	13	8	1	10	4	6	...		
...	3	3	10	2	18	Gardeners (not Domestic); Nurserymen, Seedsmen, Florists		
...	Others	1		
VIII. FISHING.																		
...	1. In Fishing		
IX. IN AND ABOUT, AND DEALING IN THE PRODUCTS OF, MINES AND QUARRIES.																		
...	8	13	6	5	32	1 and 2. Mines and Quarries.	3		
...	5	18	13	4	49	Workers	...	3		
...	Dealers		
...	4	2	1	...	7	X. METALS, MACHINES, IMPLEMENTS, & CONVEYANCES.										
...	1 and 2. Iron, Steel, etc., Manufacture		
4	126	212	116	14	472	3. Engineering, and Machine Making.		
5	218	391	172	24	810	Blacksmiths, Strikers	1		
36	642	818	425	50	1971	Erectors, Fitters, Turners		
...	Others	1		
...	8	18	11	6	43	4. Tools		
...	5. Types, Dies, Medals, Coins		
...	6. Arms		
23	287	335	103	8	756	7. Miscellaneous Metal Trades	...	190	15	14	180	11		
5	64	96	85	25	275	8. Ships and Boats		
4	87	133	44	11	279	9. Vehicles		
4	35	60	32	2	133	10. Dealers	...	5	4	1	...		
XI. PRECIOUS METALS, JEWELS, WATCHES, INSTRUMENTS, AND GAMES.																		
...	24	24	13	2	63	1-5. Prec. Metals, Jewels; Watches, Instrmts.; Games.		
...	21	24	11	4	60	Goldsmiths, Silversmiths, Jewellers	...	5	4	1	...		
2	122	146	37	2	309	Watchmakers, Clockmakers		
...	10	12	8	1	31	Electrical Apparatus Makers	1	3		
4	36	38	17	3	98	Musical Instrument Makers		
...	Other Workers	...	25	5	1	12	11		
1	7	17	2	...	27	Dealers	...	8	1	...	5	2		

COUNTY OF LONDON—continued.

METROPOLITAN BOROUGH of DEPTFORD.

TABLE 35.—OCCUPATIONS (Condensed List) of MALES and FEMALES AGED 10 YEARS and upwards at FIVE GROUPS of AGES—*continued*.

AGES OF MALES 10 Years and upwards.						AGES OF FEMALES 10 Years and upwards.						
10-	15-	25-	45-	65 and upwards.	Total Males.	OCCUPATIONS AT AGES 10 YEARS AND UPWARDS.						
						Total Females.		10-	15-	25-	45-	65 and upwards.
						Un- married.	Married or Widowed.					
XII. BUILDING AND WORKS OF CONSTRUCTION.												
1. House Building, etc.												
8	229	336	265	50	918							
1	163	338	168	11	681		1			1		
4	118	345	186	16	668							
1	114	132	36	3	286							
3	177	372	221	33	806							
1	33	126	80	11	251							
2. Other Works of Construction, and Roads...												
XIII. WOOD, FURNITURE, FITTINGS, AND DECORATIONS.												
1 and 2. Furniture, Fittings, etc.; Wood and Bark.												
	16	17	12	4	49		12			1	1	
	3	7	1	3	14				1			
	11	14	16	4	45		6		8	7	4	
15	171	299	167	20	672	13	79	3	71	57	23	5
2	23	84	36	7	152	3	12		2	1	1	1
XIV. BRICK, CEMENT, POTTERY, AND GLASS.												
1. Brick, Cement, Pottery and Glass.												
	34	54	23	5	116	14	4	1	12	4	1	
	12	16	9	1	38	15	3		8	7	3	
XV. CHEMICALS, OIL, GREASE, SOAP, RESIN, ETC.												
1 and 3. Colouring Matter; Drugs, Chemicals, etc.												
	31	43	28	2	104	17			13	4		
1	29	50	27	4	102	30	3	2	18	11	2	
1	13	19	2		35	4			3	1		
2. Explosives and Matches...												
4. Oil, Grease, Soap, Resin, etc.												
	40	68	30	9	148	22	3		19	5		1
5	31	47	18	6	107	1	12		1		1	1
XVI. SKINS, LEATHER, HAIR, AND FEATHERS.												
	63	159	57	4	287	32	8	4	38	16	2	
1	13	21	11	1	46	1			1			
1	6	9	8	1	25	13	8		9	5	6	1
	8	25	19	2	54	1			1			
XVII. PAPER, PRINTS, BOOKS, AND STATIONERY.												
1 and 2. Paper and Stationery; Prints and Books.												
	6	7	1	1	17	31	5		27	8		
2	4	12	4		20	54	2	8	38	9	1	
30	218	338	125	11	722	43		4	31	7	1	
1	29	52	8	2	92	91	12	4	69	25	4	1
6	63	131	41	8	259	79	14	6	62	16	7	2
XVIII. TEXTILE FABRICS.												
1. Cotton and Flax...												
	1	4	3		8	1			1	1		
	1	1	1		2	3			1	1		
	10	9	11	1	31	20		5	11	4	1	2
	5	7	5		17	8			5	9	2	
	6	18	6		30	49			29	14	10	3
3	133	150	58	7	351	13	1		5	9		
XIX. DRESS.												
1. Dress.												
	62	120	55	11	250	193	61	7	135	79	28	5
		2	2		4	191	9	2	134	56	7	1
	4	2	2		8	954	171	33	540	404	130	18
3	17	18	10	45	107	643	282	25	413	306	118	63
	51	84	72	25	237	8	15		17	4	2	
	2	1	1		4	5	12	1	3	1	2	
6	71	87	39	4	207	88	31	4	75	27	11	3
2	89	129	57	8	285	56	19	2	32	24	14	3
XX. FOOD, TOBACCO, DRINK, AND LODGING.												
1. Food.												
18	153	240	112	8	531	126	5		101	29	5	
57	530	808	306	37	1798	239	86	19	160	92	50	4
2. Tobacco.												
	4	8	4	1	17	11	1					
3	11	28	16	7	65	12	7	1	8	3		
2	21	25	12	1	61				9	5	4	1
3. Makers of Spirituous Drinks...												
4. Board, Lodging, etc.												
	2	35	17	1	55	29	48		4	27	44	2
	11	110	45	8	174	3	18		1	12	8	2
4	123	117	29	1	274	171	11	1	138	41	2	
1	38	33	13	1	86	116	3	1	51	25		
	9	11	9		29	3	1			2		
XXI. GAS, WATER, AND ELECTRICITY SUPPLY, AND SANITARY SERVICE.												
	47	211	63	3	224							
	1	28	24	6	59							
XXII. OTHER, GENERAL, AND UNDEFINED WORKERS AND DEALERS.												
1-4. About Animals; Sundry Industries; General Makers and Dealers; General Labourers, etc.												
11	68	114	46	6	245	68	47	1	47	27	32	8
15	79	112	56	22	284	16	82	3	21	39	28	7
18	615	384	446	62	2125							
2	85	229	116	9	441							
8	169	204	96	11	488							
XXIII. WITHOUT SPECIFIED OCCUPATIONS OR UNOCCUPIED Retired from Business (not Army, Navy, Church, Medicine)												
	9	161	363	53	583	26	62			6	25	57
	5	54	70		129	1	4				2	3
	8	45	115	125	293	409	809		29	191	504	494
794	684	269	147	117	6002	9486	2071	5226	4660	12845	5698	1484

COUNTY OF LONDON—continued.

METROPOLITAN BOROUGH of FINSBURY.

TABLE 35.—OCCUPATIONS (Condensed List) of MALES and FEMALES AGED 10 YEARS and upwards at FIVE GROUPS of AGES—continued.

AGES OF MALES 10 Years and upwards.						AGES OF FEMALES 10 Years and upwards.						
10-	15-	25-	45-	65 and upwards.	Total Males.	OCCUPATIONS AT AGES 10 YEARS AND UPWARDS.						
						Total Females.		10-	15-	25-	45-	65 and upwards.
						Un- married.	Married or Widowed.					
XII. BUILDING AND WORKS OF CONSTRUCTION.												
1. House Building, etc.												
4	130	241	157	25	557							
1	80	237	129	20	487							
2	85	318	228	18	651							
3	42	81	37	2	164							
1	111	345	226	24	709							
1	42	100	51	5	199							
2. Other Works of Construction, and Roads...												
XIII. WOOD, FURNITURE, FITTINGS, AND DECORATIONS.												
1 and 2. Furniture, Fittings, etc.; Wood and Bark.												
3	69	160	97	12	341							
2	70	107	58	10	247							
9	19	38	19	7	76							
1	255	413	229	37	943							
1	23	61	38	5	131							
XIV. BRICK, CEMENT, POTTERY, AND GLASS.												
1. Brick, Cement, Pottery and Glass.												
9	88	132	58	9	296							
1	10	28	16	4	58							
XV. CHEMICALS, OIL, GREASE, SOAP, RESIN, ETC.												
1 and 3. Colouring Matter; Drugs, Chemicals, etc.												
2	34	52	15	6	109							
1	12	31	19	3	66							
1	2	4	2	1	8							
2. Explosives and Matches...												
1	29	38	20	2	90							
3	27	36	11	3	80							
XVI. SKINS, LEATHER, HAIR, AND FEATHERS.												
1. Skins and Leather...												
9	133	162	89	12	405							
1	25	46	31	3	106							
1	45	49	39	5	138							
1	6	22	5	1	33							
XVII. PAPER, PRINTS, BOOKS, AND STATIONERY.												
1 and 2. Paper and Stationery; Prints and Books.												
5	53	44	20	1	123							
4	62	83	27	2	178							
47	645	929	385	44	2040							
16	133	250	125	15	548							
6	144	232	110	16	508							
XVIII. TEXTILE FABRICS.												
1. Cotton and Flax...												
1	4	5	1	1	9							
1	16	26	15	1	67							
1	5	8	5	1	19							
1	6	6	5	1	18							
2	24	30	12	1	68							
1	4	5	8	3	20							
3	186	136	45	3	373							
XIX. DRESS.												
1. Dress.												
1	65	167	108	34	375							
1	1	5	5	1	12							
1	2	5	4	1	12							
2	39	17	5	1	63							
1	58	150	143	50	402							
1	5	17	11	3	36							
16	150	210	71	13	490							
1	47	78	29	3	157							
XX. FOOD, TOBACCO, DRINK, AND LODGING.												
1. Food.												
2	118	191	75	9	393							
16	368	663	268	43	1338							
2. Tobacco.												
1	29	34	23	3	90							
1	17	27	12	3	60							
1	21	92	22	1	136							
3. Makers of Spirituous Drinks...												
1	11	110	52	1	174							
1	15	181	67	9	275							
3	220	224	47	2	496							
3	85	86	34	3	211							
1	3	3	3	1	9							
XXI. GAS, WATER, AND ELECTRICITY SUPPLY, AND SANITARY SERVICE.												
1. Gas, Water, Electricity...												
2	25	69	17	2	115							
1	7	36	22	2	68							
XXII. OTHER, GENERAL, AND UNDEFINED WORKERS AND DEALERS.												
1-4. About Animals; Sundry Industries; General Makers and Dealers; General Labourers, etc.												
7	77	91	55	11	211							
10	96	188	95	11	400							
1	247	603	329	42	1222							
1	21	67	38	3	129							
9	200	270	132	27	638							
XXIII. WITHOUT SPECIFIED OCCUPATIONS OR UNOCCUPIED RETIRED FROM BUSINESS (not Army, Navy, Church, Medicine)												
1	4	20	60	120	204							
1	1	23	23	48	48							
3	20	45	45	113	113							
4072	428	187	99	87	4873							

COUNTY OF LONDON—continued.

METROPOLITAN BOROUGH of FULHAM.

TABLE 35.—OCCUPATIONS (Condensed List) of MALES and FEMALES AGED 10 YEARS and upwards at FIVE GROUPS of AGES—continued.

AGES OF MALES 10 Years and upwards.						MALES. 64652	OCCUPIED AND UNOCCUPIED.		FEMALES. 72637	AGES OF FEMALES 10 Years and upwards.							
10-	15-	25-	45-	65 and upwards.	Total Males.		ALL AGES.			Total Females.		10-	15-	25-	45-	65 and upwards.	
						16333 48319	UNDER 10 YEARS. 10 YEARS AND UPWARDS.		16425 56212								
OCCUPATIONS AT AGES 10 YEARS AND UPWARDS.																	
6484	11322	20386	8529	1568	48319	...	TOTAL OCCUPIED AND UNOCCUPIED		...	24396	31816	6002	13161	23045	9822	2892	...
5656	949	404	586	739	8334	...	Retired or Unoccupied (Order XXIII.)		...	11925	27519	6343	5363	17819	7415	2504	...
828	10373	19982	7943	850	39685	...	Engaged in Occupations (Orders I.—XXII.)		...	12471	4297	349	7798	5826	2407	388	...
I. GENERAL OR LOCAL GOVERNMENT OF THE COUNTRY.																	
66	341	478	157	8	1050	...	1. National Government		...	80	7	...	33	49	5
...	40	360	83	4	487	...	2. Local Government		...	67	16	...	24	49	10
II. DEFENCE OF THE COUNTRY.																	
...	59	117	57	17	250	...	1. Army (at Home)	
...	7	7	12	9	35	...	2. Navy and Marines (Ashore and in Port)	
III. PROFESSIONAL OCCUPATIONS AND THEIR SUBORDINATE SERVICES.																	
...	2	58	21	12	93	...	1. Clerical. Clergymen, Priests, Ministers		...	45	4	...	1	32	13	3	...
...	1	28	21	3	53	...	Monks, Nuns, Scripture Readers; Church, Cemetery— Officers, etc.	
...	4	75	47	5	131	...	2. Legal. Barristers, Solicitors	
8	126	118	35	2	289	...	Law Clerks		1	1
...	5	72	32	6	115	...	3. Medical. Physicians, Surgeons, General Practitioners	
...	Midwives	
...	Sick Nurses, Invalid Attendants		...	256	254	...	48	241	178	43	...
...	11	39	24	1	75	...	Others		...	15	9	...	6	12	6
2	49	182	48	6	287	...	4. Teaching		...	523	85	5	215	319	66	3	...
...	25	100	62	17	204	...	5. Literary and Scientific		...	38	11	...	8	31	10
...	19	74	41	1	135	...	6. Engineers and Surveyors	
5	150	543	205	32	944	...	7 and 8. Art, Music, Drama, etc.		...	338	163	12	179	254	75	1	...
IV. DOMESTIC OFFICES OR SERVICES.																	
1	27	51	13	...	92	...	1. Domestic Indoor Service. In Hotels, Lodging, and Eating Houses		...	16	5	...	12	5	4
15	84	182	80	7	368	...	Other Domestic Indoor Servants		...	496	618	190	3691	1741	513	69	...
...	44	119	50	7	220	...	2. Domestic Outdoor Service	
...	3. Other Service. Charwomen		...	85	453	2	46	223	236	31	...
1	44	62	47	6	160	...	Laundry and Washing Service		...	1222	1240	25	1038	788	518	73	...
3	77	239	138	19	476	...	Others		...	183	142	...	75	166	86	18	...
V. COMMERCIAL OCCUPATIONS.																	
1	75	522	271	36	905	...	1. Merchants, Agents, and Accountants		...	14	12	...	6	14	6
69	1037	997	235	23	2361	...	2. Commercial or Business Clerks		...	525	29	8	367	161	9	1	...
...	145	278	86	6	515	...	3 and 4. Dealers in Money; Insurance		...	9	2	...	6	4	1
VI. CONVEYANCE OF MEN, GOODS, AND MESSAGES.																	
11	338	521	226	5	1101	...	1. On Railways		...	1	1	...	1	...	1
...	2. On Roads. Coachmen, Grooms (not Domestic); Cabmen	
5	189	805	319	25	1343	...	Carmen, Carriers, Carters, Waggoners (not Farm)	
53	493	722	179	7	1454	...	Others		5	1	4
1	161	783	197	11	1153	...	3. On Seas, Rivers, and Canals		1	1
...	24	54	22	2	102	...	4. In Docks, Harbours, etc.	
...	11	23	10	1	45	...	5. In Storage, Portage, and Messages. Messengers, Porters, Watchmen (not Railway or Government)	
316	682	212	126	21	1357	...	Others		...	50	1	...	37	14
4	127	269	70	2	472	...	VII. AGRICULTURE.	
1	48	135	116	26	326	...	1. On Farms, Woods, and Gardens. Gardeners (not Domestic); Nurserymen, Seedsmen,		...	39	7	...	24	16	6
...	1	14	9	4	28	...	Florists	
...	Others		...	1	4	1	2	2	...
VIII. FISHING.																	
...	1. In Fishing	
IX. IN AND ABOUT, AND DEALING IN THE PRODUCTS OF, MINES AND QUARRIES.																	
...	4	22	8	1	35	...	1 and 2. Mines and Quarries. Workers		...	1	1
1	1	29	27	3	61	...	Dealers		1
X. METALS, MACHINES, IMPLEMENTS, & CONVEYANCES.																	
...	74	191	82	11	358	...	1 and 2. Iron, Steel, etc., Manufacture	
4	117	150	61	3	335	...	3. Engineering, and Machine Making. Blacksmiths, Strikers		1	1	...
6	131	233	124	10	527	...	Erectors, Fitters, Turners	
...	6	10	5	...	21	...	Others	
...	2	4	7	...	4. Tools	
1	17	24	5	1	48	...	5. Types, Dies, Medals, Coins	
2	54	89	21	1	167	...	6. Arms	
...	2	11	2	...	15	...	7. Miscellaneous Metal Trades		...	24	1	2	20	3
5	116	257	99	7	484	...	8. Ships and Boats	
1	48	84	20	1	154	...	9. Vehicles		...	1	1
...	10. Dealers		...	5	2	...	5	1	1
XI. PRECIOUS METALS, JEWELS, WATCHES, INSTRUMENTS, AND GAMES.																	
1	29	73	30	...	133	...	1-5. Prec. Metals, Jewels; Watches, Instrmnts.; Games. Goldsmiths, Silversmiths, Jewellers		...	5	1	...	2	4
...	23	38	15	...	76	...	Watchmakers, Clockmakers		1	1	...
6	238	249	29	...	522	...	Electrical Apparatus Makers		...	30	1	...	28	3
2	18	50	16	4	90	...	Musical Instrument Makers	
3	26	72	15	1	117	...	Other Workers		...	14	1	...	11	3
...	9	22	3	...	36	...	Dealers		...	6	1	...	2	4	1

COUNTY OF LONDON—continued.

METROPOLITAN BOROUGH of FULHAM.

TABLE 35.—OCCUPATIONS (Condensed List) of MALES and FEMALES AGED 10 YEARS and upwards at FIVE GROUPS of AGES—continued.

AGES OF MALES 10 Years and upwards.						AGES OF FEMALES 10 Years and upwards.						
10-	15-	25-	45-	65 and upwards.	Total Males.	Total Females.						
10-	15-	25-	45-	65 and upwards.		Un- married.	Married or Widowed.	10-	15-	25-	45-	65 and upwards.
OCCUPATIONS AT AGES 10 YEARS AND UPWARDS.												
XII. BUILDING AND WORKS OF CONSTRUCTION.												
1. House Building, etc.												
12	334	783	496	61	1696							
2	315	690	270	28	1215							
5	267	452	172	35	1731							
9	234	282	54	7	593							
10	439	1042	539	69	2090							
1	31	113	110	9	264							
Carpenters, Joiners												
Bricklayers, Bricklayers' Labourers												
Painters, Decorators, Glaziers												
Plumbers												
Others												
2. Other Works of Construction, and Roads												
XIII. WOOD, FURNITURE, FITTINGS, AND DECORATIONS.												
1 and 2. Furniture, Fittings, etc.; Wood and Bark.												
1	22	33	32	4	112	1			1			
2	25	36	21	1	83	1						
5	34	93	33	7	167	30	15		14	18	12	1
9	168	261	124	17	579	23	13	1	13	16	5	1
1	23	141	56	7	228	3	5		1	6	1	
Cabinet Makers												
French Polishers												
Upholsterers												
Other Workers												
Dealers												
XIV. BRICK, CEMENT, POTTERY, AND GLASS.												
1. Brick, Cement, Pottery and Glass.												
3	39	42	23	1	108	10			9	1		
1	11	25	12	3	52	13	4		7	7	2	1
Workers												
Dealers												
XV. CHEMICALS, OIL, GREASE, SOAP, RESIN, ETC.												
1 and 3. Colouring Matter; Drugs, Chemicals, etc.												
2	34	63	29	1	129	5	1		5		1	
5	7	13	5		25	5	1		3	2	1	
9	3	2	1		6							
2. Explosives and Matches												
4. Oil, Grease, Soap, Resin, etc.												
4	10	15	3		28	2			1	1		
1	44	64	12	1	125	2	2		1	2		1
Workers												
Dealers												
XVI. SKINS, LEATHER, HAIR, AND FEATHERS.												
1. Skins and Leather												
2	10	36	13	3	64	2	4		1	3	1	1
5	27	77	27	4	135	4	3		3	5		1
9	3	3	2		5	6	3		4			
1	7	14	4		25	1	1			2		
Saddlery and Harness												
Hair and Feathers												
Dealers in Skins, Leather, Hair, and Feathers												
XVII. PAPER, PRINTS, BOOKS, AND STATIONERY.												
1 and 2. Paper and Stationery; Prints and Books.												
1	1	3		1	5	9	6		9	4	1	1
5	6	8	3		17	13	1	1	11	2		
9	126	192	51	3	396	7	1	1	5	1	1	
1	8	22	6	1	38	25	4		15	7	3	
15	149	182	63	8	408	68	20	2	48	24	13	1
Paper Box, Paper Bag—Makers												
Envelope Makers; Stationery Manufacture												
Printers, Lithographers												
Bookbinders												
Others												
XVIII. TEXTILE FABRICS.												
1. Cotton and Flax												
1		3			3							
5		1			1		1			1		
9	1	10	13	3	28				16	21	9	1
1	2	8	1		11	26	11		15	7	6	
5	10	15	11	1	37	22	6		15	7	6	
8	117	198	50	4	377	305	23	5	224	84	15	
2. Wool and Worsted												
3. Silk												
4. Hemp and Other Fibrous Materials												
5. Mixed or Unspecified Materials												
6. Bleaching, Printing, Dyeing, etc.												
7. Dealers (Drapers and others)												
XIX. DRESS.												
1. Dress.												
3	104	275	110	27	519	136	66	6	91	73	28	4
5	2	6	2		10	267	18	5	196	75	8	1
9	2	7	3		12	1842	505	61	1164	796	277	49
1	74	184	138	27	425	121	120	1	67	72	60	44
5	2	7	3		12	12	5	1	9	4	3	
1	69	150	33	3	268	42	14		39	20	5	1
6	89	140	54	3	292	64	29		35	40	15	3
Tailors												
Milliners												
Dressmakers												
Shirt Makers, Seamstresses												
Boot, Shoe, Slipper, Patten, Clog—Makers												
Artificial Flower Makers												
Other Workers												
Dealers												
XX. FOOD, TOBACCO, DRINK, AND LODGING.												
1. Food.												
6	238	360	100	10	714	39	5	2	30	11		1
70	831	1243	327	23	2499	218	112	6	122	129	63	10
Workers												
Dealers												
2. Tobacco.												
6	5	3			14	7	2		5	4		
16	50	22	2		90	18	18		10	16	9	1
33	53	17	3		106							
Tobacco Manufacture												
Tobaccoists												
3. Makers of Spirituous Drinks												
4. Board, Lodging, etc.												
4	9	76	44	3	132	54	95		5	60	68	16
9	97	48	5		159	13	22		3	22	10	
5	168	154	28	1	356	139	11	1	95	32	2	
1	47	135	50	6	299	153	16	3	119	45	2	
1	12	36	17	5	71	2	1		1	2		
Cellarmen, Barmen												
Others in Inn, Hotel, Eating House—Service												
Wine and Spirit Merchants, Agents												
XXI. GAS, WATER, AND ELECTRICITY SUPPLY, AND SANITARY SERVICE.												
1	84	229	122	2	498	1			1			
9	36	34	17		96							
1. Gas, Water, Electricity												
2. Sanitary Service												
XXII. OTHER, GENERAL, AND UNDEFINED WORKERS AND DEALERS.												
1-4. About Animal—: Sundry Industries; General Makers and Dealers; General Labourers, etc.												
14	86	86	33	5	224	88	29	1	67	31	17	1
12	53	66	28	2	161	2	15	1	1	9	5	1
8	454	999	496	52	2009		2					
5	33	172	56	4	285							
General Shopkeepers, Dealers; Pawnbrokers												
Costermongers, Hawkers, Street Sellers												
General Labourers												
Engine Drivers, Stokers, Firemen (not Railway, Marine, or Agricultural)												
2	55	102	64	6	229	29	7	2	21	10	3	
Others												
XXIII. WITHOUT SPECIFIED OCCUPATIONS OR UNOCCUPIED												
1	23	261	426		711	80	231		3	9	74	225
Retired from Business (not Army, Navy, Church, Medicine)												
2	7	56	45		110	4	51		2	7	9	37
37	169	175	159		540	924	1680		129	709	1032	734
9696	909	295	91	109	6973	10917	25557	6343	3229	17094	6300	1508
Pensioners												
Living on own means												
Others aged 10 years and upwards (including Students)												

COUNTY OF LONDON—continued.

METROPOLITAN BOROUGH of GREENWICH.

TABLE 35.—OCCUPATIONS (Condensed List) of MALES and FEMALES AGED 10 YEARS and upwards at FIVE GROUPS of AGES—continued.

AGES OF MALES 10 Years and upwards.						MALES.	OCCUPIED AND UNOCCUPIED.	FEMALES.	AGES OF FEMALES 10 Years and upwards.					
10-	15-	25-	45-	65 and upwards.	Total Males.				Total Females.	10-	15-	25-	45-	65 and upwards.
						47633	ALL AGES.	48137						
						10631	UNDER 10 YEARS.	10577						
						37002	10 YEARS AND UPWARDS.	37560						
OCCUPATIONS AT AGES 10 YEARS AND UPWARDS.														
									Un- married.	Married or Widowed.				
5037	9898	13204	6468	1795	37002	...	TOTAL OCCUPIED AND UNOCCUPIED	...	17551	20009	4764	9357	14125	6019
5036	753	184	430	922	7325	...	Retired or Unoccupied (Order XXIII.)	...	8998	17833	4540	4112	10680	5398
601	9145	13020	6038	873	29677	...	Engaged in Occupations (Orders I.—XXII.)	...	8553	2176	224	5245	3445	1521
16	162	262	146	32	588	1.	GENERAL OR LOCAL GOVERNMENT OF THE COUNTRY.							
59	224	45	3	331	331	2.	National Government	67	2		35	33	1	
							Local Government	75	10		24	82	9	
3	938	489	72	27	1549	1.	DEFENCE OF THE COUNTRY.							
247	59	31	8	345	345	2.	Army (at Home)							
							Navy and Marines (Ashore and in Port)							
							III. PROFESSIONAL OCCUPATIONS AND THEIR SUBORDINATE SERVICES.							
	2	28	27	11	68	1.	Clerical.							
		17	17	7	41		Clergymen, Priests, Ministers							
							Monks, Nuns, Scripture Readers; Church, Cemetery—Officers, etc.	29	10		3	21	12	3
	1	46	23	9	79	2.	Legal.							
31	21	15	1	69	69		Barristers, Solicitors							
							Law Clerks	4			1	1		
	4	46	21	6	77	3.	Medical.							
							Physicians, Surgeons, General Practitioners							
	5	26	3	34	34		Midwives	1				5	3	
	4	13	9	28	28		Sick Nurses, Invalid Attendants	32	134		64	246	96	30
	50	143	44	3	242		Others	1			1			
	18	38	10	4	72	4.	Teaching	44	57	3	186	233	57	2
	15	37	37	6	95	5.	Literary and Scientific	7	5			7	5	
4	51	113	50	1	219	6.	Engineers and Surveyors							
						7 and 8.	Art, Music, Drama, etc.	134	26			67	76	17
	3	7	1	11	11	1.	DOMESTIC OFFICES OR SERVICES.							
9	29	29	7	75	75		Domestic Indoor Service.							
1	39	88	46	181	181		In Hotels, Lodging, and Eating Houses	27	6		21	9	3	
							Other Domestic Indoor Servants	4601	339	147	2749	1428	382	54
	5	11	1	37	37	2.	Domestic Outdoor Service							
4	132	93	84	19	332	3.	Other Service.							
							Charwomen	74	279	3	36	121	158	35
							Laundry and Washing Service	312	457	7	225	233	232	52
							Others	173	75		105	87	49	7
	28	159	105	19	311	1.	COMMERCIAL OCCUPATIONS.							
25	551	478	141	13	1268		Merchants, Agents, and Accountants	4	2		1	4	1	
1	92	135	57	7	292	2.	Commercial or Business Clerks	201	3		132	45	3	
						3 and 4.	Dealers in Money; Insurance	3	1			4		
12	150	199	82	6	438	1.	CONVEYANCE OF MEN, GOODS, AND MESSAGES.							
1	50	147	52	10	209		On Railways		3				2	1
22	246	298	111	13	690		On Roads.							
	31	135	35	3	204		Coachmen, Grooms (not Domestic); Cabmen							
9	293	616	362	31	1311		Carmen, Carriers, Carters, Waggoners (not Farm)							
	79	229	132	9	469		Others		1					1
						3.	On Seas, Rivers, and Canals	2	2			1	3	
178	189	54	53	26	560	4.	In Docks, Harbours, etc.							
4	66	163	43	3	279	5.	In Storage, Portage, and Messages.							
							Messengers, Porters, Watchmen (not Railway or Government)							
							Others	29	1		18	12		
2	24	71	97	32	225	1.	AGRICULTURE.							
1	16	29	22	6	74		On Farms, Woods, and Gardens.							
							Gardeners (not Domestic); Nurserymen, Seedsmen, Florists	7	10		6	3	5	3
							Others	3	2		1	3	1	
	1	11	11	1	24	1.	FISHING.							
							In Fishing							
2	11	46	16	5	71	1 and 2.	IN AND ABOUT, AND DEALING IN THE PRODUCTS OF, MINES AND QUARRIES.							
	2	16	10	5	33		Mines and Quarries.							
							Workers	2			2			
							Dealers	1	1		1			1
	8	17	3		28	X.	METALS, MACHINES, IMPLEMENTS, & CONVEYANCES.							
4	85	173	135	15	412	1 and 2.	Iron, Steel, etc., Manufacture							
10	288	519	161	20	1066	3.	Engineering, and Machine Making.							
19	603	808	339	32	1821		Blacksmiths, Strikers		1				1	
							Erectors, Fitters, Turners							
							Others							
							Tools							
	11	26	4		41	5.	Types, Dies, Medals, Coins				1			
6	132	169	57	5	369	6.	Arms							
14	113	166	133	16	442	7.	Miscellaneous Metal Trades	59	5		53	4		
1	39	69	18	8	135	8.	Ships and Boats							
2	17	25	19	1	64	9.	Vehicles							
						10.	Dealers	5	3			3	2	1
	3	6	7		16	XI.	PRECIOUS METALS, JEWELS, WATCHES, INSTRUMENTS, AND GAMES.							
	10	21	12		45	1-5.	Prez. Metals, Jewels; Watches, Instrmts.; Games.							
28	527	419	160	9	1143		Goldsmiths, Silversmiths, Jewellers	1	1			1		1
							Watchmakers, Clockmakers	1						
	5	2			7		Electrical Apparatus Makers	39	3	2	36	4		
3	59	76	31	4	173		Musical Instrument Makers							
							Other Workers	14	5	1	9	5	4	
							Dealers	3	2				5	

COUNTY OF LONDON—continued.

METROPOLITAN BOROUGH of HACKNEY.

TABLE 35.—OCCUPATIONS (Condensed List) of MALES and FEMALES AGED 10 YEARS and upwards at FIVE GROUPS of AGES—continued.

AGES OF MALES 10 Years and upwards.						MALES.		OCCUPIED AND UNOCCUPIED.		FEMALES.		AGES OF FEMALES 10 Years and upwards.					
10-	15-	25-	45-	65 and upwards.	Total Males.	101189		ALL AGES.		118083		Total Females.					
						22848 78341		UNDER 10 YEARS. 10 YEARS AND UPWARDS.		23194 94889		Un- married.	Married or widowed.	10-	15-	25-	45- and upwards.
OCCUPATIONS AT AGES 10 YEARS AND UPWARDS.																	
10221	19958	30038	14430	3694	78341	TOTAL OCCUPIED AND UNOCCUPIED	...	46854	48035	10671	25460	35172	17619	5958	
9680	1144	480	900	1758	12962	Retired or Unoccupied (Order XXIII.)	...	19265	40307	9682	8314	23720	12965	5081	
1541	18814	29558	13530	1936	65379	Engaged in Occupations (Orders I.-XXII.)	...	27589	7638	989	17155	11452	4754	877	
I. GENERAL OR LOCAL GOVERNMENT OF THE COUNTRY.																	
84	395	618	153	5	1255	1	...	1. National Government	...	174	3			74	93	10	2
	98	505	125	20	748		...	2. Local Government	...	119	31			56	74	18	
II. DEFENCE OF THE COUNTRY.																	
	43	81	8	6	138		...	1. Army (at Home)	...								
	11	7		1	19		...	2. Navy and Marines (Ashore and in Port)	...								
III. PROFESSIONAL OCCUPATIONS AND THEIR SUBORDINATE SERVICES.																	
	4	95	70	19	188		...	1. Clerical.	...								
1	94	78	55	11	239		...	Clergymen, Priests, Ministers	...	374	35	1	158	202	44	4	
							...	Monks, Nuns, Scripture Readers; Church, Cemetery—Officers, etc.	...								
		45	33	16	94		...	2. Legal.	...								
7	187	211	116	13	531		...	Barristers, Solicitors	...	16	2			8	10		
							...	Law Clerks	...								
	4	84	58	11	157		...	3. Medical.	...								
							...	Physicians, Surgeons, General Practitioners	...								
							...	Midwives	...	2	10			2	6	5	1
	2	4	4	1	11		...	Sick Nurses, Invalid Attendants	...	316	389			41	289	287	88
	10	35	26	6	77		...	Others	...	5	3			3	1	4	
5	87	379	119	7	597		...	4. Teaching	...	1171	219	8	482	732	169	8	
	25	69	35	5	134		...	5. Literary and Scientific	...	15	2			3	9	4	1
1	25	69	35	11	139		...	6. Engineers and Surveyors	...								
3	162	334	153	15	667		...	7 and 8. Art, Music, Drama, etc.	...	377	76	4	153	224	95	6	
IV. DOMESTIC OFFICES OR SERVICES.																	
2	14	18	7	1	42		...	1. Domestic Indoor Service.	...	47	1	1	36	11			
9	25	29	11	7	77		...	In Hotels, Lodging, and Eating Houses	...	7932	711	237	4886	2599	792	129	
	24	79	42	7	152		...	2. Domestic Outdoor Service	...								
							...	3. Other Service.	...								
							...	Charwomen	...	298	860	7	74	409	431	87	
1	44	64	48	15	172		...	Laundry and Washing Service	...	588	1069	32	735	639	568	129	
3	82	255	164	29	533		...	Others	...	286	144		118	188	104	29	
V. COMMERCIAL OCCUPATIONS.																	
1	299	1222	797	136	2335		...	1. Merchants, Agents, and Accountants	...	19	6			7	11	6	1
144	2838	2336	792	106	6146		...	2. Commercial or Business Clerks	...	1299	43	18	849	356	36	2	
	420	541	216	22	1199		...	3 and 4. Dealers in Money; Insurance...	...	33	5			17	14	7	
VI. CONVEYANCE OF MEN, GOODS, AND MESSAGES.																	
30	361	536	215	17	1139		...	1. On Railways	...	3	2			1	3	1	
							...	2. On Roads.	...								
4	225	461	194	23	910		...	Coachmen, Grooms (not Domestic); Cabmen	...								
74	796	1012	317	21	2190		...	Carmen, Carriers, Carters, Waggoners (not Farm)...	...		3					3	
2	197	482	168	3	792		...	Others	...		2				1		1
	42	64	55	5	166		...	3. On Seas, Rivers, and Canals	...		3						
	59	181	100	14	354		...	4. In Docks, Harbours, etc.	...								
545	961	342	214	41	2103		...	5. In Storage, Portage, and Messages.	...								
							...	Messengers, Porters, Watchmen (not Railway or Government)	...	58	1	31	26	1	1		
6	231	336	105	13	711		...	Others	...	155	11	2	101	46	17		
VII. AGRICULTURE.																	
3	43	108	118	35	307		...	1. On Farms, Woods, and Gardens.	...	29	11			17	17	3	3
							...	Gardeners (not Domestic); Nurserymen, Seedsmen, Florists	...								
	4	10	8	4	26		...	Others	...	1				1			
VIII. FISHING.																	
	1				1		...	1. In Fishing	...								
IX. IN AND ABOUT, AND DEALING IN THE PRODUCTS OF, MINES AND QUARRIES.																	
	9	28	10	1	48		...	1 and 2. Mines and Quarries.	...								
1	4	39	35	5	84		...	Workers	...	2	1	1	1	1			
							...	Dealers	...		1					1	
X. METALS, MACHINES, IMPLEMENTS, & CONVEYANCES.																	
							...	1 and 2. Iron, Steel, etc., Manufacture	...								
1	86	128	75	6	296		...	3. Engineering, and Machine Making.	...								
1	67	153	60	5	286		...	Blacksmiths, Strikers	...		1					1	
11	377	365	165	19	937		...	Erectors, Fitters, Turners	...		1						
							...	Others	...	8	1			6	1		
2	26	35	21	4	88		...	4. Tools	...		2						
3	33	42	12	5	95		...	5. Types, Dies, Medals, Coins	...		3			1			
	21	25	11		57		...	6. Arms	...		1						
21	210	280	126	16	653		...	7. Miscellaneous Metal Trades	...	75	12	12	58	12	4	1	
	8	10	3	2	23		...	8. Ships and Boats	...	1	1			1		1	
5	171	216	125	11	528		...	9. Vehicles	...	3				2	1		
	83	127	56	13	279		...	10. Dealers	...	10				6	7		
XI. PRECIOUS METALS, JEWELS, WATCHES, INSTRUMENTS, AND GAMES.																	
8	117	177	100	9	411		...	1-5. Prec. Metals, Jewels; Watches, Instrmnts; Games.	...	28	3	1	22	5	3		
4	37	67	54	13	175		...	Goldsmiths, Silversmiths, Jewellers	...								
4	179	151	38	5	377		...	Watchmakers, Clockmakers	...	4				1			
18	255	236	89	11	629		...	Electrical Apparatus Makers	...	16	1			7	5	1	
17	164	221	92	26	520		...	Musical Instrument Makers	...	150	28	18	117	37	13		
	13	50	21	5	92		...	Other Workers	...	19				7	12		
							...	Dealers	...								

COUNTY OF LONDON—continued.

METROPOLITAN BOROUGH of HACKNEY.

TABLE 35.—OCCUPATIONS (Condensed List) of MALES and FEMALES AGED 10 YEARS and upwards at FIVE GROUPS of AGES—continued.

AGES OF MALES 10 Years and upwards.						OCCUPATIONS AT AGES 10 YEARS AND UPWARDS.	AGES OF FEMALES 10 Years and upwards.						
10-	15-	25-	45-	65 and upwards.	Total Males.		Total Females.		10-	15-	25-	45-	65 and upwards.
							Un- married.	Married or Widowed.					
XII. BUILDING AND WORKS OF CONSTRUCTION.													
1. House Building, etc.													
7	312	523	428	81	1351	Carpenters, Joiners
1	231	362	294	42	1130	Bricklayers, Bricklayers' Labourers
5	250	810	333	33	1651	Painters, Decorators, Glaziers	.	5	.	.	1	2	.
6	136	210	64	5	421	Plumbers
9	310	737	447	66	1569	Others	.	2	.	.	1	1	.
1	48	143	57	11	260	2. Other Works of Construction, and Roads
XIII. WOOD, FURNITURE, FITTINGS, AND DECORATIONS.													
1 and 2. Furniture, Fittings, etc.; Wood and Bark.													
18	519	794	455	66	1832	Cabinet Makers	14	9	1	10	5	7	.
9	201	221	65	8	504	French Polishers	48	20	6	39	20	3	.
5	133	170	78	4	390	Upholsterers	80	31	3	50	31	22	.
31	511	725	384	49	1700	Other Workers	80	54	12	62	39	15	6
2	69	242	101	12	426	Dealers	18	10	2	9	13	2	2
XIV. BRICK, CEMENT, POTTERY, AND GLASS.													
1. Brick, Cement, Pottery and Glass.													
24	179	244	75	10	532	Workers	30	8	2	25	8	2	1
2	27	72	35	4	140	Dealers	15	6	.	8	19	3	.
XV. CHEMICALS, OIL, GREASE, SOAP, RESIN, ETC.													
1 and 3. Colouring Matter; Drugs, Chemicals, etc.													
3	75	154	64	11	307	Chemists, Druggists	35	4	1	23	10	4	1
4	105	144	78	16	347	Others	89	9	5	72	18	2	1
.	2	10	2	.	14	2. Explosives and Matches	5	2	.	5	2	.	.
8	165	114	51	12	290	4. Oil, Grease, Soap, Resin, etc.
4	57	116	56	10	243	Workers	214	28	18	100	41	19	4
.	Dealers	13	13	.	6	11	8	1
XVI. SKINS, LEATHER, HAIR, AND FEATHERS.													
11	166	285	127	19	608	1. Skins and Leather	206	89	15	227	101	39	3
2	48	72	37	7	166	2. Saddlery and Harness	19	6	.	9	4	3	.
12	99	135	16	17	359	3. Hair and Feathers	338	145	25	254	162	52	10
.	25	67	25	3	129	4. Dealers in Skins, Leather, Hair, and Feathers	6	3	.	5	3	1	.
XVII. PAPER, PRINTS, BOOKS, AND STATIONERY.													
1 and 2. Paper and Stationery; Prints and Books.													
8	52	58	29	7	154	Paper Box, Paper Bag—Makers	434	100	21	351	169	49	4
3	43	102	45	8	201	Envelope Makers; Stationery Manufacture	238	25	18	293	83	18	1
68	706	1075	452	32	2333	Printers, Lithographers	98	7	10	66	25	4	.
10	161	238	102	20	551	Bookbinders	424	47	25	310	105	28	3
17	196	368	210	34	815	Others	239	43	12	159	77	29	5
XVIII. TEXTILE FABRICS.													
1	2	.	2	.	5	1. Cotton and Flax	1	1	.	1	1	.	.
1	8	15	8	.	32	2. Wool and Worsted	9	5	.	9	2	3	.
1	8	8	8	10	35	3. Silk	46	14	2	22	21	13	2
4	45	48	22	10	129	4. Hemp and Other Fibrous Materials	36	30	.	37	19	8	.
3	25	57	47	9	141	5. Mixed or Unspecified Materials	467	96	24	288	163	77	11
3	34	46	24	1	108	6. Bleaching, Printing, Dyeing, etc.	81	17	3	58	29	7	1
6	436	436	166	25	1128	7. Dealers (Drapers and others)	571	37	10	376	184	31	7
XIX. DRESS.													
1. Dress.													
6	214	420	184	36	860	Tailors	1055	453	36	646	548	245	33
.	12	15	8	1	36	Milliners	914	108	25	573	312	103	9
.	16	24	8	.	48	Dressmakers	2113	544	63	1223	899	466	66
1	83	106	44	5	239	Shirt Makers, Seamstresses	2108	700	89	1331	819	433	136
30	417	1332	758	129	2696	Boot, Shoe, Slipper, Patten, Clog—Makers	914	426	45	679	450	132	14
.	7	16	15	1	39	Artificial Flower Makers	105	5	79	53	27	2	.
14	197	335	150	26	702	Other Workers	336	108	16	282	124	74	8
8	206	304	110	13	647	Dealers	118	53	6	55	72	33	5
XX. FOOD, TOBACCO, DRINK, AND LODGING.													
1. Food.													
12	262	360	169	23	835	Workers	457	50	43	363	85	16	.
72	1022	1688	670	66	3518	Dealers	458	221	11	286	253	168	21
2. Tobacco.													
2	48	90	57	5	262	Tobacco Manufacture	79	16	10	57	26	2	.
1	43	66	38	14	162	Tobaccoists	9	13	.	6	7	7	2
1	15	43	20	2	81	3. Makers of Spirituous Drinks
4. Board, Lodging, etc.													
.	10	106	62	6	181	Coffee, Eating, Lodging, Boarding—House Keepers	63	73	.	11	59	54	12
1	18	205	100	7	331	Inn, Hotel—Keepers; Publicans, etc.	13	66	.	7	42	25	5
7	254	251	58	3	573	Cellarmen, Barmen	254	19	1	184	84	3	1
5	83	100	30	5	223	Others in Inn, Hotel, Eating House—Service	313	18	1	241	84	5	.
1	9	45	25	9	89	Wine and Spirit Merchants, Agents	1	1	.	.	.	1	1
XXI. GAS, WATER, AND ELECTRICITY SUPPLY, AND SANITARY SERVICE.													
1. Gas, Water, Electricity													
.	49	205	78	5	337	2. Sanitary Service
.	25	97	43	9	174
XXII. OTHER, GENERAL, AND UNDEFINED WORKERS AND DEALERS.													
1-4. About Animals; Sundry Industries; General Makers and Dealers; General Labourers, etc.													
16	109	140	88	18	371	General Shopkeepers, Dealers; Pawnbrokers	137	63	8	81	68	26	7
22	72	114	32	16	276	Costermongers, Hawkers, Street Sellers	12	36	1	10	22	13	2
3	446	831	481	54	1815	General Labourers	1	.	.	1	.	.	.
3	71	150	67	5	296	Engine Drivers, Stokers, Firemen (not Railway, Marine, or Agricultural)
26	258	320	132	29	785	Others	166	31	16	123	42	14	2
XXIII. WITHOUT SPECIFIED OCCUPATIONS OR UNOCCUPIED													
.	.	24	465	1141	1630	Retired from Business (not Army, Navy, Church, Medicine)	219	581	.	2	4	197	507
.	1	10	40	63	114	Pensioners	19	16	.	.	.	11	24
.	19	118	269	693	612	Living on own means	1619	1723	.	62	457	1068	1155
8980	1124	328	186	288	10906	Others aged 10 years and upwards (including Students)	1808	38077	9682	8250	23259	11589	3303

COUNTY OF LONDON—continued.

METROPOLITAN BOROUGH of HAMMERSMITH.

TABLE 35.—OCCUPATIONS (Condensed List) of MALES and FEMALES AGED 10 YEARS and upwards at FIVE GROUPS of AGES—continued.

AGES OF MALES 10 Years and upwards.						MALES.		OCCUPIED AND UNOCCUPIED.		FEMALES.		AGES OF FEMALES 10 Years and upwards.					
10-	15-	25-	45-	65 and upwards.	Total Males.	52714	ALL AGES.		59525	Total Females.		10-	15-	25-	45-	65 and upwards.	
						11551 41163	UNDER 10 YEARS. 10 YEARS AND UPWARDS.		11567 47958	Un- married.	Married or Widowed.						
OCCUPATIONS AT AGES 10 YEARS AND UPWARDS.																	
4961	10340	16356	7826	1680	41163 TOTAL OCCUPIED AND UNOCCUPIED.				22699	25259	5414	11764	18371	9382	3027	
4962	856	356	672	696	6812 Retired or Unoccupied (Order XXIII.)				10954	20676	5090	4694	12539	6755	2582	
599	9484	16000	7254	1014	34351 Engaged in Occupations (Orders I.—XXII.)				11745	4583	324	7100	5832	2627	44	
I. GENERAL OR LOCAL GOVERNMENT OF THE COUNTRY.																	
30	211	340	112	2	695	1. National Government				109	6	45	59	11			
	57	288	52	4	491	2. Local Government				14	3	5	8	2			
II. DEFENCE OF THE COUNTRY.																	
	30	35	33	9	111	1. Army (at Home)											
	3	10	12	3	28	2. Navy and Marines (Ashore and in Port)											
III. PROFESSIONAL OCCUPATIONS AND THEIR SUBORDINATE SERVICES.																	
		40	32	12	84	1. Clerical.											
	5	18	18	6	47	Clergymen, Priests, Ministers				90	6	4	54	26	12		
						Monks, Nuns, Scripture Readers; Church, Cemetery—Officers, etc.											
						2. Legal.											
7	106	123	43	6	285	Barristers, Solicitors				2		2					
						Law Clerks											
						3. Medical.											
						Physicians, Surgeons, General Practitioners				1			1				
						Midwives				5	9		7	5	2		
						Sick Nurses, Invalid Attendants				194	185	25	158	157	39		
						Others				8	3	3	5	3			
						4. Teaching				558	103	2	213	355	83	8	
						5. Literary and Scientific				39	14		5	24	12	3	
						6. Engineers and Surveyors											
6	174	461	193	35	869	7 and 8. Art, Music, Drama, etc.				311	124	138	226	57	14		
IV. DOMESTIC OFFICES OR SERVICES.																	
						1. Domestic Indoor Service.											
9	61	60	24	4	158	In Hotels, Lodging, and Eating Houses				22	2	13	10	1			
	27	59	42	2	130	Other Domestic Indoor Servants				4323	499	160	2630	1455	493	84	
						2. Domestic Outdoor Service											
3	70	129	65	21	289	3. Other Service.				78	378	1	31	184	208	32	
3	41	119	81	12	256	Charwomen				1325	1883	63	1193	1165	699	88	
						Laundry and Washing Service				120	123		35	113	84	11	
						Others											
V. COMMERCIAL OCCUPATIONS.																	
1	71	504	292	45	913	1. Merchants, Agents, and Accountants				22	4	5	17	4			
44	1063	889	275	27	2298	2. Commercial or Business Clerks				538	25	5	336	184	18		
5	179	292	81	8	475	3 and 4. Dealers in Money; Insurance				13	2	7	6	2			
VI. CONVEYANCE OF MEN, GOODS, AND MESSAGES.																	
11	428	664	252	13	1398	1. On Railways				3		2	1				
						2. On Roads.											
4	110	430	199	26	769	Coachmen, Grooms (not Domestic); Cabmen											
56	476	393	163	16	1304	Carmen, Carriers, Carters, Waggoners (not Farm)				1			1				
	71	329	93	6	499	Others				2				2			
3	35	67	28	4	137	3. On Seas, Rivers, and Canals											
	5	27	9		41	4. In Docks, Harbours, etc.											
220	438	139	79	23	899	5. In Storage, Portage, and Messages.											
						Messengers, Porters, Watchmen (not Railway or Government)				7	2	5					
	91	146	44		281	Others				49		31	17	1			
VII. AGRICULTURE.																	
						1. On Farms, Woods, and Gardens.											
	33	96	102	28	259	Gardeners (not Domestic); Nurserymen, Seedsmen, Florists				34	6	23	13	3	1		
	11	22	7	2	42	Others				1	1					2	
VIII. FISHING.																	
						1. In Fishing											
IX. IN AND ABOUT, AND DEALING IN THE PRODUCTS OF, MINES AND QUARRIES.																	
						1 and 2. Mines and Quarries.											
	9	17	11	2	39	Workers											
	3	27	18	2	50	Dealers											
X. METALS, MACHINES, IMPLEMENTS, & CONVEYANCES.																	
						1 and 2. Iron, Steel, etc., Manufacture											
2	64	102	65	8	241	3. Engineering, and Machine Making.											
	100	132	50	4	288	Blacksmiths, Strikers											
4	219	250	165	11	580	Erectors, Fitters, Turners				1		1					
	8	13	6		27	Others											
						4. Tools											
1	15	5	8		19	5. Types, Dies, Medals, Coins				1		1					
6	88	113	50	12	269	6. Arms				1	1						
1	14	26	10	2	53	7. Miscellaneous Metal Trades				40	6	37	7	1	1		
9	113	209	88	26	445	8. Ships and Boats											
1	50	89	32	2	175	9. Vehicles								1	1		
						10. Dealers				12	12	6	5	3			
XI. PRECIOUS METALS, JEWELS, WATCHES, INSTRUMENTS, AND GAMES.																	
						1-5. Prec. Metals, Jewels; Watches, Instrmts.; Games.											
2	27	96	40	4	139	Goldsmiths, Silversmiths, Jewellers				8	1	2	5	1	1		
1	11	52	34	6	104	Watchmakers, Clockmakers					1			1			
9	220	279	42	2	532	Electrical Apparatus Makers				48	2	45	4	1			
3	38	81	59	14	195	Musical Instrument Makers				1					1		
1	32	39	17	3	91	Other Workers											
	7	27	12	3	49	Dealers				17	2	6	6	2			

COUNTY OF LONDON—continued.

METROPOLITAN BOROUGH of HAMMERSMITH.

TABLE 35.—OCCUPATIONS (Condensed List) of MALES and FEMALES AGED 10 YEARS and upwards at FIVE GROUPS of AGES—continued.

AGES OF MALES 10 Years and upwards.						OCCUPATIONS AT AGES 10 YEARS AND UPWARDS.	AGES OF FEMALES 10 Years and upwards.						
10-	15-	25-	45-	65 and upwards.	Total Males.		Total Females.		10-	15-	25-	45-	65 and upwards.
							Un- married.	Married or Widowed.					
XII. BUILDING AND WORKS OF CONSTRUCTION.													
1. House Building, etc.													
8	288	533	384	64	1277	Carpenters, Joiners
1	263	470	249	31	1014	Bricklayers, Bricklayers' Labourers
1	261	765	429	36	1492	Painters, Decorators, Glaziers	1
5	173	224	66	2	470	Plumbers
8	308	646	447	44	1433	Others	1	1	.
..	42	141	85	13	281	2. Other Works of Construction, and Roads...
XIII. WOOD, FURNITURE, FITTINGS, AND DECORATIONS.													
1 and 2. Furniture, Fittings, etc.; Wood and Bark.													
1	41	94	35	7	178	Cabinet Makers	1	.	.	.	1	.	.
2	32	50	21	3	108	French Polishers	2	.	.	1	.	.	1
1	41	72	43	7	163	Upholsterers	40	14	4	23	14	12	1
8	128	219	124	15	494	Other Workers	14	5	.	9	4	6	.
2	55	114	63	6	240	Dealers	19	1	.	5	6	.	.
XIV. BRICK, CEMENT, POTTERY, AND GLASS.													
1. Brick, Cement, Pottery and Glass.													
..	34	60	35	6	135	Workers	20	2	.	20	1	1	.
..	11	31	17	.	59	Dealers	10	5	.	7	6	1	1
XV. CHEMICALS, OIL, GREASE, SOAP, RESIN, ETC.													
1 and 3. Colouring Matter; Drugs, Chemicals, etc.													
1	20	73	22	5	121	Chemists, Druggists	12	.	1	10	.	1	.
1	6	15	9	1	32	Others	6	.	.	2	3	1	.
..	1	1	1	.	3	2. Explosives and Matches
2	12	8	6	3	31	4. Oil, Grease, Soap, Resin, etc.	4	1	.	4	.	1	.
..	19	27	13	2	61	Workers	6	2	1	4	2	.	1
..	Dealers
XVI. SKINS, LEATHER, HAIR, AND FEATHERS.													
1	37	44	17	8	107	1. Skins and Leather	2	3	.	2	.	3	.
2	31	49	18	3	103	2. Saddlery and Harness	1	.	.	1	.	.	.
..	2	9	2	1	14	3. Hair and Feathers	11	5	.	7	5	4	.
..	5	7	6	.	18	4. Dealers in Skins, Leather, Hair, and Feathers
XVII. PAPER, PRINTS, BOOKS, AND STATIONERY.													
1 and 2. Paper and Stationery; Prints and Books.													
..	..	1	1	.	2	Paper Box, Paper Bag—Makers	14	4	1	10	4	2	1
..	3	7	2	.	12	Envelope Makers; Stationery Manufacture	12	.	1	7	3	.	.
7	101	202	54	7	371	Printers, Lithographers	5	5	1	4	4	1	1
..	12	23	5	4	44	Bookbinders	25	5	.	17	10	3	.
8	90	134	62	8	302	Others	81	22	4	46	34	16	3
XVIII. TEXTILE FABRICS.													
..	1	5	2	.	8	1. Cotton and Flax
..	1	1	1	.	3	2. Wool and Worsted	1	1	.
..	3. Silk
..	3	3	4	1	11	4. Hemp and Other Fibrous Materials	.	1	.	.	1	.	.
..	6	15	7	1	29	5. Mixed or Unspecified Materials	57	6	2	25	25	11	.
..	30	34	23	4	91	6. Bleaching, Printing, Dyeing, etc.	73	22	2	55	27	11	.
2	154	205	74	8	443	7. Dealers (Drapers and others)	343	24	5	223	125	13	1
XIX. DRESS.													
1. Dress.													
4	138	271	136	19	558	Tailors	112	62	4	70	67	27	6
..	..	1	.	.	1	Milliners	223	18	2	166	61	10	2
..	4	4	3	.	11	Dressmakers	1016	435	38	900	774	288	41
..	4	4	4	.	12	Shirt Makers, Seamstresses	156	131	3	53	89	91	51
..	87	154	128	44	415	Boot, Shoe, Slipper, Patten, Clog—Makers	..	5	1	4	5	3	.
..	1	1	2	Artificial Flower Makers	1	3	.	3	1	1	.
7	72	107	39	7	232	Other Workers	41	17	.	22	25	8	2
5	88	123	38	7	261	Dealers	66	25	1	34	37	19	.
XX. FOOD, TOBACCO, DRINK, AND LODGING.													
1. Food.													
2	140	192	68	7	409	Workers	43	2	2	39	4	.	.
43	647	907	328	46	1971	Dealers	185	99	7	101	115	53	8
2. Tobacco.													
..	7	9	5	.	21	Tobacco Manufacture	13	1	2	10	2	.	.
1	29	39	17	4	90	Tobaccoists	12	10	.	7	11	4	.
..	11	19	11	.	41	3. Makers of Spirituous Drinks
4. Board, Lodging, etc.													
..	6	65	30	7	108	Coffee, Eating, Lodging, Boarding—House Keepers	19	102	.	10	59	86	16
..	12	121	58	6	197	Inn, Hotel—Keepers; Publicans, etc.	18	28	.	9	27	8	2
1	144	121	15	3	284	Cellarmen, Barmen	137	5	1	113	46	2	.
..	26	54	17	.	97	Others in Inn, Hotel, Eating House—Service	104	12	2	74	40	.	.
1	9	26	16	4	56	Wine and Spirit Merchants, Agents	5	2	.	.	4	3	.
XXI. GAS, WATER, AND ELECTRICITY SUPPLY, AND SANITARY SERVICE.													
..	31	95	20	3	149	1. Gas, Water, Electricity	15	1	.	15	1	.	.
..	3	40	38	14	95	2. Sanitary Service
XXII. OTHER, GENERAL, AND UNDEFINED WORKERS AND DEALERS.													
1-4. About Animals; Sundry Industries; General Makers and Dealers; General Labourers, etc.													
7	77	76	50	4	214	General Shopkeepers, Dealers; Pawnbrokers	58	41	2	62	50	24	1
7	65	85	44	14	215	Costermongers, Hawkers, Street Sellers	6	47	.	6	29	15	3
7	616	1091	523	61	2268	General Labourers	1	1	1	.	1	.	.
1	68	143	46	1	259	Engine Drivers, Stokers, Firemen (not Railway, Marine, or Agricultural)
7	87	132	57	4	287	Others	32	8	1	27	7	5	.
XXIII. WITHOUT SPECIFIED OCCUPATIONS OR UNOCCUPIED													
..	..	14	177	280	471	Retired from Business (not Army, Navy, Church, Medicine)	41	68	.	.	10	45	54
..	1	4	33	31	69	Pensioners	5	7	.	.	.	4	8
..	29	111	217	206	563	Living on own means	192	1580	.	80	527	1037	228
4302	826	227	145	149	5709	Others aged 10 years and upwards (including Students)	9916	19021	5090	4584	12902	5009	1392

COUNTY OF LONDON—continued.

METROPOLITAN BOROUGH of HAMPSTEAD.

TABLE 35.—OCCUPATIONS (Condensed List) of MALES and FEMALES AGED 10 YEARS and upwards at FIVE GROUPS of AGES—continued.

AGES OF MALES 10 Years and upwards.						MALES.	OCCUPIED AND UNOCCUPIED.	FEMALES.	AGES OF FEMALES 10 Years and upwards.						
10-	15-	25-	45-	65 and upwards.	Total Males.	31688	ALL AGES.	50254	Total Females.		10-	15-	25-	45-	65 and upwards.
						6092 25596	UNDER 10 YEARS. 10 YEARS AND UPWARDS.	6401 43853	Un- married.	Married or Widowed.					
OCCUPATIONS AT AGES 10 YEARS AND UPWARDS.															
2800	6134	10340	4956	1366	25596	...	TOTAL OCCUPIED AND UNOCCUPIED	...	27797	10056	3296	12676	18366	7196	2315
2537	890	323	481	600	4821	...	Retired or Unoccupied (Order XXIII).	...	9886	13993	3078	3888	9726	5170	2014
263	5254	10017	4475	766	20775	...	Engaged in Occupations (Orders I.—XXII).	...	17911	2063	220	8788	8637	2028	301
I. GENERAL OR LOCAL GOVERNMENT OF THE COUNTRY.															
14	127	214	80	4	439	1.	National Government	...	79	3		34	46	2	
	33	234	43	6	316	2.	Local Government	...	27	4		3	26	2	
II. DEFENCE OF THE COUNTRY.															
	20	33	23	15	91	1.	Army (at Home)	...							
	1	3	4	5	13	2.	Navy and Marines (Ashore and in Port)	...							
III. PROFESSIONAL OCCUPATIONS AND THEIR SUBORDINATE SERVICES.															
	1	44	53	32	130	1.	Clerical.	...							
	2	21	14	1	38		Clergymen, Priests, Ministers Monks, Nuns, Scripture Readers; Church, Cemetery —Officers, etc.	...	105	9		5	65	37	6
	21	263	136	27	447	2.	Legal.	...							
	117	77	26	3	223		Barristers, Solicitors Law Clerks	...	1			1			
	5	131	53	14	203	3.	Medical.	...	4	1			5		1
							Physicians, Surgeons, General Practitioners Midwives	...	3	5			3	4	
							Sick Nurses, Invalid Attendants Others	...	371	126		73	365	96	23
	15	49	12	1	78	4.	Teaching	...	29			2	16	2	
	26	125	55	10	216	5.	Literary and Scientific	...	705	53	2	241	494	109	11
	26	94	39	7	166	6.	Engineers and Surveyors	...	49	14		8	39	16	
1	44	87	65	17	214	7 and 8.	Art, Music, Drama, etc.	...	316	77		84	228	74	7
3	111	318	161	33	626	IV. DOMESTIC OFFICES OR SERVICES.									
						1.	Domestic Indoor Service.	...							
	7	10	4		22		In Hotels, Lodging, and Eating Houses Other Domestic Indoor Servants	...	79	2	4	42	34	1	
16	129	90	25	3	294	2.	Domestic Outdoor Service	...	1283	696	164	6613	5764	950	88
1	164	338	119	15	637	3.	Other Service.	...							
							Charwomen Laundry and Washing Service Others	...	47	193		28	104	91	17
	8	12	10		30			...	129	182	1	86	96	104	24
	19	97	56	14	186			...	244	123	6	97	154	88	22
V. COMMERCIAL OCCUPATIONS.															
	106	750	385	73	1314	1.	Merchants, Agents, and Accountants	...	12	5		1	11	5	
30	944	832	183	22	2011	2.	Commercial or Business Clerks	...	474	13		256	209	29	2
1	174	331	131	13	650	3 and 4.	Dealers in Money; Insurance	...	22	2		5	17	2	
VI. CONVEYANCE OF MEN, GOODS, AND MESSAGES.															
	150	224	116	9	504	1.	On Railways	...	2			1	1		
						2.	On Roads.	...							
	102	200	119	10	532		Coachmen, Grooms (not Domestic); Cabmen Carmen, Carriers, Carters, Waggoners (not Farm) Others	...	1				1		
	146	210	46	2	411			...		1					
	62	297	74	8	411			...						1	
	9	26	10	2	47	3.	On Seas, Rivers, and Canals	...							
	2	4			10	4.	In Docks, Harbours, etc.	...							
113	194	69	42	8	426	5.	In Storage, Portage, and Messages.	...							
							Messengers, Porters, Watchmen (not Railway or Government) Others	...	1		1				
	30	81	16	1	137			...	33	1		17	15	2	
VII. AGRICULTURE.															
	51	113	130	31	325	1.	On Farms, Woods, and Gardens.	...	23	8		16	12	3	
							Gardeners (not Domestic); Nurserymen, Seedsmen, Florists Others	...							
	5	9	7	2	23			...							
VIII. FISHING.															
						1.	In Fishing	...							
IX. IN AND ABOUT, AND DEALING IN THE PRODUCTS OF, MINES AND QUARRIES.															
	2	8	6		16	1 and 2.	Mines and Quarries.	...							
	4	19	15	4	42		Workers Dealers	...							
X. METALS, MACHINES, IMPLEMENTS, & CONVEYANCES.															
	1				1	1 and 2.	Iron, Steel, etc., Manufacture	...							
	29	35	18	1	74	3.	Engineering, and Machine Making.	...							
	29	22	13		57		Blacksmiths, Strikers Erectors, Fitters, Turners Others	...	1						1
	65	94	34		200			...							
	2	3	3		8	4.	Tools	...							
	3	3	2		10	5.	Types, Dies, Medals, Coins	...							
	1	5	3		10	6.	Arms	...							
2	23	26	9	3	63	7.	Miscellaneous Metal Trades	...							
						8.	Ships and Boats	...							
1	38	64	32	8	143	9.	Vehicles	...							
1	26	71	31	7	136	10.	Dealers	...	3	1		1	2	1	
XI. PRECIOUS METALS, JEWELS, WATCHES, INSTRUMENTS, AND GAMES.															
	28	75	31	8	144	1-5.	Prec. Metals, Jewels; Watches, Instruments; Games.	...	4	1			5		
	14	25	13		56		Goldsmiths, Silversmiths, Jewellers	...							
	93	111	17		225		Watchmakers, Clockmakers	...							
2	35	71	37		150		Electrical Apparatus Makers	...	5	1		5		1	
1	32	27	19		81		Musical Instrument Makers	...	12		3	6	3	1	1
	4	33	21		63		Other Workers Dealers	...	3	2		3	1	1	

COUNTY OF LONDON—continued.

METROPOLITAN BOROUGH of HAMPSTEAD.

TABLE 35.—OCCUPATIONS (Condensed List) of MALES and FEMALES AGED 10 YEARS and upwards at FIVE GROUPS of AGES—continued.

AGES OF MALES 10 Years and upwards.						AGES OF FEMALES 10 Years and upwards.												
10-	15-	25-	45-	65 and upwards.	Total Males.	OCCUPATIONS AT AGES 10 YEARS AND UPWARDS.						Total Females.		10-	15-	25-	45-	65 and upwards.
												Up- married.	Married or Widowed.					
XII. BUILDING AND WORKS OF CONSTRUCTION.																		
1. House Building, etc.																		
2	127	221	130	25	507	Carpenters, Joiners												
1	79	133	81	14	328	Bricklayers, Bricklayers' Labourers												
1	65	249	142	11	467	Painters, Decorators, Glaziers												
4	86	79	21	2	192	Plumbers												
1	113	265	184	26	589	Others						1					1	
1	13	60	50	10	134	2. Other Works of Construction, and Roads...												
XIII. WOOD, FURNITURE, FITTINGS, AND DECORATIONS.																		
1 and 2. Furniture, Fittings, etc.; Wood and Bark.																		
1	30	48	24	7	110	Cabinet Makers												
	8	11	6	2	25	French Polishers						1					1	
	23	58	26	3	110	Upholsterers						25	5		10	14	4	
	25	71	34	7	137	Other Workers						9	4		4	6	1	
	18	78	42	4	142	Dealers						2	3			4		1
XIV. BRICK, CEMENT, POTTERY, AND GLASS.																		
1. Brick, Cement, Pottery and Glass.																		
	7	16	12	1	36	Workers						2	1			2		1
1	6	25	10	1	43	Dealers						10			6	4		
XV. CHEMICALS, OIL, GREASE, SOAP, RESIN, ETC.																		
1 and 2. Colouring Matter; Drugs, Chemicals, etc.																		
1	29	63	30	6	129	Chemists, Druggists						2	1		1	2		
2	8	33	10	4	57	Others						2	1		2			1
2. Explosives and Matches																		
4. Oil, Grease, Soap, Resin, etc.																		
	14	10	2	28	Workers							12			8	4		
1	34	20	2	64	Dealers							2	1		1	2		
XVI. SKINS, LEATHER, HAIR, AND FEATHERS.																		
	8	31	15	5	59	1. Skins and Leather						7	1		2	5	1	
	12	26	13	2	53	2. Saddlery and Harness												
	10	3	3	19	3. Hair and Feathers							3	3		1	3	1	1
	30	9	1	47	4. Dealers in Skins, Leather, Hair, and Feathers							3	3		1	3	2	
XVII. PAPER, PRINTS, BOOKS, AND STATIONERY.																		
1 and 2. Paper and Stationery; Prints and Books.																		
	1	5	1	7	7	Paper Box, Paper Bag—Makers						8	1		5	2		
1	64	50	30	7	210	Envelope Makers; Stationery Manufacture						3	2		1	1		1
	5	9	3	1	18	Printers, Lithographers						14			10	4	3	
2	66	152	83	16	319	Bookbinders						14			42	37	10	
						Others						80	18		6	97	10	
XVIII. TEXTILE FABRICS.																		
	1	2	1	3	3	1. Cotton and Flax						1				1		
	1	1	1	1	4	2. Wool and Worsted												
	1	1	1	1	4	3. Silk												
	2	13	8	2	25	4. Hemp and Other Fibrous Materials												
	1	3	1	1	6	5. Mixed or Unspecified Materials						32	13		14	15	13	3
	139	208	104	13	464	6. Bleaching, Printing, Dyeing, etc.						5	4		2	6		1
						7. Dealers (Drapers and others)						304	10		5	210	90	9
XIX. DRESS.																		
1. Dress.																		
	60	136	68	30	294	Tailors						45	17		2	26	23	8
1	1	4	2	8	8	Milliners						145	11		1	165	43	7
	1	6	6	13	13	Dressmakers						874	183		20	444	414	155
	4	12	1	17	17	Shirt Makers, Seamstresses						52	47			12	34	29
	32	71	49	16	168	Boot, Shoe, Slipper, Pattern, Clog—Makers						8	2			4	3	2
	1	1	1	2	4	Artificial Flower Makers						31	5		1	12	15	8
1	28	67	24	3	122	Other Workers						31	5		1	12	15	8
	32	86	38	3	160	Dealers						28	12			13	13	11
XX. FOOD, TOBACCO, DRINK, AND LODGING.																		
1. Food.																		
4	67	76	27	3	177	Workers						8	1		6	2	1	
23	507	689	204	26	1449	Dealers						147	45		1	80	77	30
2. Tobacco.																		
	2	5	5	1	12	Tobacco Manufacture						1	1			2		
1	9	23	20	3	56	Tobacconists						12	4			9	3	
	10	28	12	3	53	3. Makers of Spirituous Drinks												
4. Board, Lodging, etc.																		
	3	34	23	12	72	Coffee, Eating, Lodging, Boarding—House Keepers						83	104		2	61	104	23
	8	47	30	8	85	Inn, Hotel—Keepers; Publicans, etc.						4	12		1	7	7	1
	57	48	11	1	117	Cellarmen, Barmen						75	4		49	30		
	13	18	6	1	37	Others in Inn, Hotel, Eating House—Service						41	3		26	16	2	
	9	57	39	5	110	Wine and Spirit Merchants, Agents						7			1	3	3	
XXI. GAS, WATER, AND ELECTRICITY SUPPLY, AND SANITARY SERVICE.																		
1. Gas, Water, Electricity																		
	18	33	16	1	68	2. Sanitary Service												
	5	30	26	9	70													
XXII. OTHER, GENERAL, AND UNDEFINED WORKERS AND DEALERS.																		
1-4. About Animals; Sundry Industries; General Makers and Dealers; General Labourers, etc.																		
1	27	27	9	2	66	General Shopkeepers, Dealers; Pawnbrokers						52	8		1	42	13	4
4	11	7	9	2	33	Costermongers, Hawkers, Street Sellers												
	77	197	135	18	427	General Labourers												
	20	25	11		56	Engine Drivers, Stokers, Firemen (not Railway, Marine, or Agricultural)												
1	31	64	38	4	138	Others						18	3			8	12	1
XXIII. WITHOUT SPECIFIED OCCUPATIONS OR UNOCCUPIED																		
Retired from Business (not Army, Navy, Church, Medicine)																		
	1	21	205	375	602	Pensioners						87	87			4	11	71
						Living on own means						1	8					4
	21	132	192	143	491	Others aged 10 years and upwards (including Students)						1119	1144		65	568	907	723
2397	855	166	73	69	3700							8679	12754		3078	3819	9150	4158

COUNTY OF LONDON—continued.

METROPOLITAN BOROUGH of HOLBORN.

TABLE 35.—OCCUPATIONS (Condensed List) of MALES and FEMALES AGED 10 YEARS and upwards at FIVE GROUPS of AGES—continued.

AGES OF MALES 10 Years and upwards.						MALES.	OCCUPIED AND UNOCCUPIED.	FEMALES.	AGES OF FEMALES 10 Years and upwards.						
10-	15-	25-	45-	65 and upwards.	Total Males.	29489	ALL AGES.	29616	Total Females.	10-	15-	25-	45-	65 and upwards.	
						4586 24903	UNDER 10 YEARS. 10 YEARS AND UPWARDS.	4594 25322	Un- married. Married or Widowed.						
OCCUPATIONS AT AGES 10 YEARS AND UPWARDS.															
2071	5895	10582	5303	1052	24903	... TOTAL OCCUPIED AND UNOCCUPIED. ...			12690	12632	2163	6535	10547	4833	1244
1703	489	445	420	307	3394	... Retired or Unoccupied (Order XXIII.) ...			4116	8752	1940	1917	5553	2614	844
368	5408	10137	4883	745	21539	... Engaged in Occupations (Orders I.—XXII.) ...			8574	3880	223	4618	4964	2219	400
I. GENERAL OR LOCAL GOVERNMENT OF THE COUNTRY.															
18	88	115	43	2	266	1. National Government ...			53	4		25	26	6	
	37	219	28	2	286	2. Local Government ...			13	4			15	2	
II. DEFENCE OF THE COUNTRY.															
	13	29	12	4	58	1. Army (at Home) ...									
	2	6	4		12	2. Navy and Marines (Ashore and in Port) ...									
III. PROFESSIONAL OCCUPATIONS AND THEIR SUBORDINATE SERVICES.															
		44	27	8	79	1. Clerical. Clergymen, Priests, Ministers ...			64	12		6	41	26	3
	2	8	5	1	16	Monks, Nuns, Scripture Readers; Church, Cemetery—Officers, etc.									
	11	150	75	12	248	2. Legal. Barristers, Solicitors ...									
1	88	106	49	12	256	Law Clerks ...			9	2		6	3	2	
	8	112	37	5	162	3. Medical. Physicians, Surgeons, General Practitioners ...			7	2		1	8		
	4	8	2		14	Midwives ...			2	3			3	2	
	5	25	10	1	41	Sick Nurses, Invalid Attendants ...			269	64		81	191	50	11
	8	49	26	5	88	Others ...			11	4		4	7	3	
	15	133	55	8	211	4. Teaching ...			162	19		45	107	28	
	8	78	42	7	135	5. Literary and Scientific ...			52	15		5	49	12	1
6	110	379	165	23	683	6. Engineers and Surveyors ...			311	139		8	180	35	4
7 and 8. Art, Music, Drama, etc. ...															
IV. DOMESTIC OFFICES OR SERVICES.															
12	236	199	41	3	491	1. Domestic Indoor Service. In Hotels, Lodging, and Eating Houses ...			1012	115	13	566	467	74	7
16	71	86	42	7	222	Other Domestic Indoor Servants ...			276	579	38	1136	1219	306	66
1	8	13	13		40	2. Domestic Outdoor Service ...									
						3. Other Service. Charwomen ...			135	598		43	276	350	64
1	2	10	4	2	19	Laundry and Washing Service ...			138	316	3	91	174	153	36
	155	301	169	30	635	Others ...			204	186	3	87	150	123	27
V. COMMERCIAL OCCUPATIONS.															
1	84	441	211	21	758	1. Merchants, Agents, and Accountants ...			10	7		2	10	5	
18	486	435	133	14	1096	2. Commercial or Business Clerks ...			369	28	3	179	196	19	
	65	120	50	6	241	3 and 4. Dealers in Money; Insurance ...			14	2		5	8	2	1
VI. CONVEYANCE OF MEN, GOODS, AND MESSAGES.															
1	39	46	18	1	105	1. On Railways ...				3				2	1
	100	348	151	27	626	2. On Roads. Coachmen, Grooms (not Domestic); Cabmen ...									
32	229	307	114	5	687	Carmen, Carriers, Carters, Waggoners (not Farm) ...				1			1		
	5	25	19	2	51	Others ...			1	1					
	11	27	12	2	52	3. On Seas, Rivers, and Canals ...							1	1	
	5	33	29	1	68	4. In Docks, Harbours, etc. ...									
157	483	394	194	35	1233	5. In Storage, Portage, and Messages. Messengers, Porters, Watchmen (not Railway or Government) ...			37	6	13	22	5	3	
	44	61	16		121	Others ...			28	3		18	10	3	
VII. AGRICULTURE.															
1	11	27	15	4	58	1. On Farms, Woods, and Gardens. Gardeners (not Domestic); Nurserymen, Seedsmen, Florists ...			33	33		23	32	9	
	3	8	7	3	21	Others ...			2				1	1	
VIII. FISHING.															
						1. In Fishing ...									
IX. IN AND ABOUT, AND DEALING IN THE PRODUCTS OF, MINES AND QUARRIES.															
	4	14	7	2	27	1 and 2. Mines and Quarries. Workers ...				1				1	
	1	11	4	1	17	Dealers ...			1	5		1	2	2	1
X. METALS, MACHINES, IMPLEMENTS, & CONVEYANCES.															
						1 and 2. Iron, Steel, etc., Manufacture ...									
1	24	36	32	5	98	3. Engineering, and Machine Making. Blacksmiths, Strikers ...									
13	31	12			56	Erectors, Fitters, Turners ...									
3	103	141	80	11	338	Others ...									
	8	21	4	1	34	4. Tools ...			2	1		1		1	1
1	8	5	7	1	26	5. Types, Dies, Medals, Coins ...									
1	4	5	1	2	13	6. Arms ...									
1	72	92	59	5	229	7. Miscellaneous Metal Trades ...			35	9	4	29	6	5	
	1	2	2		5	8. Ships and Boats ...									
1	28	57	46	9	141	9. Vehicles ...			7	1		5	2	1	
	12	47	19	4	82	10. Dealers ...			1	1		1		1	
XI. PRECIOUS METALS, JEWELS, WATCHES, INSTRUMENTS, AND GAMES.															
1	37	54	32	2	135	1-5. Prec. Metals, Jewels; Watches, Instrmts.; Games. Goldsmiths, Silversmiths, Jewellers ...			11	4		11	2	2	
1	16	32	14	8	71	Watchmakers, Clockmakers ...			1	1				2	
2	59	89	14	1	165	Electrical Apparatus Makers ...			1			1			
1	21	29	17	5	73	Musical Instrument Makers ...			1			1	1	1	
1	38	54	24	4	121	Other Workers ...			26		1	21	6	5	
	6	29	14	1	50	Dealers ...			2			1	3		

COUNTY OF LONDON—continued. METROPOLITAN BOROUGH of HOLBORN.

TABLE 35.—OCCUPATIONS (Condensed List) of MALES and FEMALES AGED 10 YEARS and upwards at FIVE GROUPS of AGES—continued.

AGES OF MALES 10 Years and upwards.						AGES OF FEMALES 10 Years and upwards.						
10-	15-	25-	45-	65 and upwards.	Total Males.	OCCUPATIONS AT AGES 10 YEARS AND UPWARDS.						
						Total Females.		10-	15-	25-	45-	65 and upwards.
						Un- married.	Married or Widowed.					
XII. BUILDING AND WORKS OF CONSTRUCTION.												
1. House Building, etc.												
2	69	103	89	15	278	1	.	.	.	1	.	.
2	27	74	75	4	180
2	45	170	126	21	364	1	1	.
	19	42	13	1	75
1	42	157	112	11	323	1	1	.
1	44	157	57	2	261
2. Other Works of Construction, and Roads...												
XIII. WOOD, FURNITURE, FITTINGS, AND DECORATIONS.												
1 and 2. Furniture, Fittings, etc.; Wood and Bark.												
.	26	42	24	10	102	1	1	.	1	.	.	.
.	21	33	17	3	74	8	5	.	8	4	1	.
.	15	15	14	4	48	48	10	1	33	13	9	9
2	74	118	96	22	311	26	11	1	19	14	3	3
.	18	76	43	7	144	10	10	.	3	9	8	.
XIV. BRICK, CEMENT, POTTERY, AND GLASS.												
1. Brick, Cement, Pottery and Glass.												
3	42	49	30	5	129	3	1	.	2	1	1	.
.	2	10	7	2	21	4	3	.	.	3	2	2
XV. CHEMICALS, OIL, GREASE, SOAP, RESIN, ETC.												
1 and 2. Colouring Matter; Drugs, Chemicals, etc.												
3	38	42	19	3	105	19	2	.	9	11	1	.
1	12	17	9	5	44	40	4	1	32	11	.	.
.	1	2	.	.	3	5	2	.	3	1	3	.
2. Explosives and Matches												
1	12	8	5	1	27	17	.	.	11	6	.	.
1	18	32	12	3	66	5	2	.	4	2	1	.
XVI. SKINS, LEATHER, HAIR, AND FEATHERS.												
1	23	49	22	8	103	25	7	.	18	9	5	.
.	17	34	18	12	71	1	1	.	1	.	.	1
.	5	8	6	1	20	25	8	2	29	4	7	.
.	5	15	13	1	34	4	2	.	1	3	2	.
XVII. PAPER, PRINTS, BOOKS, AND STATIONERY.												
1 and 2. Paper and Stationery; Prints and Books.												
1	4	2	1	.	8	65	25	4	48	30	7	1
.	10	20	1	.	37	61	12	4	46	19	4	2
19	295	439	196	33	1002	69	8	.	59	10	1	.
4	44	57	37	4	146	309	134	16	193	169	60	6
2	96	178	95	26	399	126	32	8	69	52	23	6
XVIII. TEXTILE FABRICS.												
.	1	1	.	2	4	1	.	.	1	.	.	.
1	10	14	7	1	33	1	1	.	1	.	.	.
.	8	5	1	.	14	11	2	1	8	4	.	.
.	4	2	.	.	6	.	5	.	.	3	2	.
.	1	12	7	2	22	79	15	5	44	28	15	2
.	1	5	4	.	10	4	2	.	4	.	2	.
2	64	115	45	10	236	71	5	1	35	37	2	1
XIX. DRESS.												
1. Dress.												
4	113	267	135	33	552	336	273	16	235	216	121	21
1	.	.	1	.	2	100	17	7	39	45	12	3
.	2	10	2	.	14	503	196	28	280	238	117	16
3	33	95	106	30	267	114	108	4	59	61	65	33
.	.	5	1	1	7	8	9	1	4	4	6	2
2	51	104	33	5	195	21	19	1	18	19	10	1
1	25	49	24	4	103	102	31	3	76	40	10	4
2. Tailors												
3. Milliners												
4. Dressmakers												
5. Shirt Makers, Seamstresses												
6. Boot, Shoe, Slipper, Pattern, Clog-Makers												
7. Artificial Flower Makers												
8. Other Workers												
9. Dealers												
XX. FOOD, TOBACCO, DRINK, AND LODGING.												
1. Food.												
1	86	162	38	4	231	50	23	1	40	12	19	1
7	218	440	202	31	898	142	79	6	81	75	49	10
2. Tobacco.												
4	17	27	11	2	61	97	11	3	83	21	1	.
.	10	32	8	1	51	7	7	.	3	8	2	1
.	22	82	29	2	135
3. Makers of Spirituous Drinks												
4. Board, Lodging, etc.												
.	5	96	62	11	174	151	277	.	18	199	179	32
.	13	121	57	6	197	22	44	.	6	43	15	2
1	139	147	30	2	319	209	18	1	142	83	1	.
1	223	225	46	7	496	145	13	2	105	47	4	.
.	16	34	10	2	62	.	2	.	.	1	1	.
XXI. GAS, WATER, AND ELECTRICITY SUPPLY, AND SANITARY SERVICE.												
1. Gas, Water, Electricity												
.	14	44	5	2	65
.	17	37	15	1	70
XXII. OTHER, GENERAL, AND UNDEFINED WORKERS AND DEALERS.												
1-4. About Animals; Sundry Industries; General Makers and Dealers; General Labourers, etc.												
3	43	67	40	8	161	55	30	3	26	33	16	7
5	125	214	113	21	478	95	179	6	55	84	79	21
3	148	353	424	42	1210	1	13	.	2	5	6	1
.	8	28	22	1	59
6	71	130	59	7	263	76	24	4	49	38	9	.
XXIII. WITHOUT SPECIFIED OCCUPATIONS OR UNOCCUPIED												
Retired from Business (not Army, Navy, Church, Medicine)												
.	.	18	105	190	313	41	94	.	.	4	36	95
.	.	3	14	15	32	2	11	.	.	1	2	10
.	47	170	123	32	392	166	530	.	139	336	324	177
1703	442	254	178	59	2827	3007	8117	1940	1778	5192	2252	562

COUNTY OF LONDON—continued.

METROPOLITAN BOROUGH of ISLINGTON.

TABLE 35.—OCCUPATIONS (Condensed List) of MALES and FEMALES AGED 10 YEARS and upwards at FIVE GROUPS of AGES—continued.

AGES OF MALES 10 Years and upwards.						MALES.	OCCUPIED AND UNOCCUPIED.	FEMALES.	AGES OF FEMALES 10 Years and upwards.						
10-	15-	25-	45-	65 and upwards.	Total Males.				Total Females.	10-	15-	25-	45-	65 and upwards.	
						159290	ALL AGES.	175701							
						34096 125194	UNDER 10 YEARS. 10 YEARS AND UPWARDS.	33688 142013							
OCCUPATIONS AT AGES 10 YEARS AND UPWARDS.															
15030	31443	49565	23630	5526	125194	TOTAL OCCUPIED AND UNOCCUPIED.			65750	76263	15077	35228	55081	27728	8899
12607	1777	807	1570	2450	19220	Retired or Unoccupied (Order XXIII.)			26965	64137	13754	12025	37908	19638	7479
2423	29066	48758	22060	3067	105974	Engaged in Occupations (Orders I.—XXII.)			38785	12126	1323	23203	17175	7790	1420
I. GENERAL OR LOCAL GOVERNMENT OF THE COUNTRY.															
136	1150	1692	333	16	3257	1. National Government			415	28	1	186	232	23	1
.	121	648	153	18	940	2. Local Government			168	23	.	34	118	19	.
II. DEFENCE OF THE COUNTRY.															
.	137	122	22	5	296	1. Army (at Home)		
.	11	20	3	6	40	2. Navy and Marines (Ashore and in Port)		
III. PROFESSIONAL OCCUPATIONS AND THEIR SUBORDINATE SERVICES.															
.	8	118	81	23	222	1. Clerical.			124	42	.	10	95	54	7
.	.	48	50	17	123	Clergymen, Priests, Ministers Monks, Nuns, Scripture Readers; Church, Cemetery —Officers, etc.		
.	11	90	68	19	188	2. Legal.			22	1	.	12	8	3	.
28	390	449	204	30	1071	Barristers, Solicitors Law Clerks		
.	8	136	85	28	257	3. Medical.			4	.	.	.	4	8	1
.	2	7	2	.	11	Physicians, Surgeons, General Practitioners Midwives			3	12	.	.	6	8	1
.	32	87	50	.	173	Sick Nurses, Invalid Attendants Others			261	583	.	62	333	416	133
4	124	371	142	12	650	4. Teaching			21	5	.	2	19	5	.
.	41	165	83	18	307	5. Literary and Scientific			1400	213	5	596	799	199	15
.	37	113	57	13	220	6. Engineers and Surveyors			42	6	.	15	25	7	1
8	326	787	331	58	1510	7 and 8. Art, Music, Drama, etc.			568	167	6	241	394	167	17
IV. DOMESTIC OFFICES OR SERVICES.															
7	45	66	20	3	141	1. Domestic Indoor Service.			133	53	3	90	68	22	3
20	84	72	32	7	215	In Hotels, Lodging, and Eating Houses Other Domestic Indoor Servants			1636	1237	346	6286	3926	1314	201
.	66	146	79	8	280	2. Domestic Outdoor Service		
3	55	115	75	17	265	3. Other Service.			338	1673	1	129	890	847	174
8	194	366	275	43	796	Charwomen Laundry and Washing Service Others			1481	2949	45	1142	1184	970	189
									330	289	7	121	244	206	38
V. COMMERCIAL OCCUPATIONS.															
3	357	1465	916	133	2874	1. Merchants, Agents, and Accountants			27	20	.	8	21	16	2
200	3814	3044	827	98	7983	2. Commercial or Business Clerks			1993	65	32	1369	604	51	2
3	532	723	240	28	1526	3 and 4. Dealers in Money; Insurance			49	4	.	20	27	6	.
VI. CONVEYANCE OF MEN, GOODS, AND MESSAGES.															
37	1251	1834	845	61	4078	1. On Railways			14	10	.	7	9	8	.
8	518	1825	943	114	3438	2. On Roads.		
250	1906	2344	687	54	3241	Coachmen, Grooms (not Domestic); Cabmen Carmen, Carriers, Carters, Waggoners (not Farm) Others			.	2	.	.	1	1	.
6	241	1203	309	32	1791	3. On Seas, Rivers, and Canals			1	6	.	.	1	6	.
1	50	83	35	4	173	4. In Docks, Harbours, etc.		
.	24	84	51	4	163	5. In Storage, Portage, and Messages.		
886	1431	589	330	62	3327	Messengers, Porters, Watchmen (not Railway or Government) Others			84	4	46	39	2	1	.
8	384	741	228	17	1378				265	8	.	156	97	20	.
VII. AGRICULTURE.															
2	53	145	155	48	403	1. On Farms, Woods, and Gardens.			79	31	3	37	33	16	1
.	8	23	16	3	50	Gardeners (not Domestic); Nurserymen, Seedsmen, Florists Others			3	1	.	1	2	1	.
VIII. FISHING.															
.	1. In Fishing		
IX. IN AND ABOUT, AND DEALING IN THE PRODUCTS OF, MINES AND QUARRIES.															
.	20	40	22	5	87	1 and 2. Mines and Quarries.			10	1	.	9	2	.	.
.	19	54	47	9	129	Workers Dealers			1	5	.	.	1	3	2
.	7	11	4	.	22	X. METALS, MACHINES, IMPLEMENTS, & CONVEYANCES.		
4	158	313	185	25	685	1 and 2. Iron, Steel, etc., Manufacture		
2	180	369	152	16	710	3. Engineering, and Machine Making.		
31	570	788	283	37	1869	Blacksmiths, Strikers Erectors, Fitters, Turners Others		
6	50	77	46	13	192	4. Tools			8	2	.	5	5	.	.
10	50	84	54	5	203	5. Types, Dies, Medals, Coins			5	4	.	3	3	3	.
27	22	30	5	4	61	6. Arms			6	2	1	4	2	.	1
27	425	601	292	40	1385	7. Miscellaneous Metal Trades			319	57	17	263	78	15	3
.	1	11	5	1	18	8. Ships and Boats			12	1	4	6	1	1	1
7	293	515	282	35	1132	9. Vehicles			18	13	.	6	15	9	1
2	114	222	71	8	417	10. Dealers		
XI. PRECIOUS METALS, JEWELS, WATCHES, INSTRUMENTS, AND GAMES.															
21	472	612	377	49	1531	1-5. Prec. Metals, Jewels; Watches, Instrmts.; Games.			128	15	5	94	38	6	.
6	112	212	226	52	698	Goldsmiths, Silversmiths, Jewellers			16	3	.	11	6	2	.
15	419	501	86	12	1036	Watchmakers, Clockmakers			56	5	5	45	10	1	.
20	504	671	327	45	1567	Electrical Apparatus Makers			30	12	.	22	17	2	1
20	365	516	250	45	1196	Musical Instrument Makers			413	40	30	393	89	28	3
2	27	80	46	9	164	Other Workers Dealers			34	7	1	25	9	4	2

COUNTY OF LONDON—continued.

METROPOLITAN BOROUGH OF ISLINGTON.

TABLE 35.—OCCUPATIONS (Condensed List) of MALES and FEMALES AGED 10 YEARS and upwards at FIVE GROUPS of AGES—continued.

AGES OF MALES 10 Years and upwards.						AGES OF FEMALES 10 Years and upwards.					
10-	15-	25-	45-	65 and upwards.	Total Males.	OCCUPATIONS AT AGES 10 YEARS AND UPWARDS.					
						Total Females.					
						Un-married.	Married or Widowed.	10-	15-	25-	45- and upwards.
XII. BUILDING AND WORKS OF CONSTRUCTION.											
1. House Building, etc.											
16	600	1002	814	161	2363	1	1	1	1	1	1
5	434	1019	596	72	2036	1	1	1	1	1	1
3	300	1433	982	98	2920	1	1	1	1	1	1
8	317	379	135	14	873	1	1	1	1	1	1
9	538	1502	892	107	3018	1	1	1	1	1	1
1	63	180	117	14	375	1	1	1	1	1	1
2. Other Works of Construction, and Roads...											
XIII. WOOD, FURNITURE, FITTINGS, AND DECORATIONS.											
1 and 2. Furniture, Fittings, etc.; Wood and Bark.											
10	296	408	314	53	1111	3	6	3	2	3	1
9	216	296	119	14	624	31	18	29	11	6	1
3	103	184	103	11	404	225	52	145	76	40	1
30	409	784	427	82	1732	108	50	79	48	29	1
1	95	320	168	32	615	17	21	7	18	11	1
XIV. BRICK, CEMENT, POTTERY, AND GLASS.											
1. Brick, Cement, Pottery and Glass.											
10	128	181	83	11	413	51	16	2	44	12	8
1	35	68	33	10	147	28	5	1	14	18	1
XV. CHEMICALS, OIL, GREASE, SOAP, RESIN, ETC.											
1 and 3. Colouring Matter; Drugs, Chemicals, etc.											
4	127	185	90	12	418	98	6	6	64	31	3
5	32	94	63	5	220	121	10	9	93	23	5
1	5	12	7	2	27	197	42	11	139	65	24
2. Explosives and Matches											
4	68	91	59	6	223	105	18	3	72	37	9
16	104	159	80	8	367	13	14	9	7	9	2
XVI. SKINS, LEATHER, HAIR, AND FEATHERS.											
1. Skins and Leather											
7	236	300	203	26	835	456	156	25	303	186	87
1	52	102	32	17	223	10	10	1	7	7	4
7	75	103	77	18	280	404	110	32	295	190	49
1	27	66	34	5	133	13	1	8	4	2	1
XVII. PAPER, PRINTS, BOOKS, AND STATIONERY.											
1 and 2. Paper and Stationery; Prints and Books.											
4	42	73	19	4	142	534	135	40	401	179	45
3	32	115	32	7	209	419	53	32	277	120	40
107	1036	1949	785	119	4016	215	12	12	160	45	9
12	184	408	203	21	828	924	188	46	309	105	16
41	414	710	342	46	1533	437	75	19	296	134	54
XVIII. TEXTILE FABRICS.											
1. Cotton and Flax											
1	15	31	11	1	59	19	8	3	17	5	1
1	5	7	5	1	18	31	4	3	22	6	1
1	13	23	12	3	51	54	25	2	49	13	2
2	24	50	22	3	101	627	106	36	380	209	96
2	12	25	14	4	57	50	14	29	25	9	1
12	584	775	226	35	1632	1945	53	18	651	381	44
XIX. DRESS.											
1. Dress.											
9	285	573	264	85	1216	1000	630	23	564	647	294
1	6	21	16	4	48	1363	186	53	845	462	172
1	8	27	11	2	48	4147	1012	148	2288	1875	722
3	61	60	34	6	164	2050	832	62	1238	836	535
4	173	404	367	100	1043	169	58	10	97	83	30
15	267	438	138	15	863	344	211	19	195	191	131
8	268	454	129	17	876	364	119	21	207	168	77
XX. FOOD, TOBACCO, DRINK, AND LODGING.											
1. Food.											
26	432	710	287	31	1506	383	49	24	325	69	13
119	1611	2622	988	122	5332	667	287	16	496	360	153
2. Tobacco.											
4	31	65	26	6	132	151	14	22	110	39	3
4	51	111	59	7	228	36	35	3	29	25	18
3. Makers of Spirituous Drinks											
4	46	83	63	1	197	152	251	10	154	200	39
4. Board, Lodging, etc.											
1	23	161	94	10	288	40	80	14	67	34	5
1	33	317	141	11	502	524	38	10	239	182	11
7	472	470	93	3	1045	562	43	3	262	167	12
6	141	194	67	7	415	7	4	1	8	2	1
1	32	53	38	11	140						
XXI. GAS, WATER, AND ELECTRICITY SUPPLY, AND SANITARY SERVICE.											
1. Gas, Water, Electricity											
2	79	249	120	5	453						
1	36	161	59	8	265						
XXII. OTHER, GENERAL, AND UNDEFINED WORKERS AND DEALERS.											
1-4. About Animals; Sundry Industries; General Makers and Dealers; General Labourers, etc.											
21	200	217	132	21	621	217	105	6	133	111	60
27	120	215	95	23	480	25	105	1	23	70	30
12	931	1603	757	84	3432						
1	88	237	91	6	422						
27	375	549	301	45	1297	291	72	17	222	84	39
XXIII. WITHOUT SPECIFIED OCCUPATIONS OR UNOCCUPIED											
Retired from Business (not Army, Navy, Church, Medicine)											
2	33	710	154	2289		60	95			22	133
3	18	82	104	207		1743	2909		88	803	1913
34	165	363	425	487		24913	60302	13754	11936	37085	17703
12007	1738	591	415	336	15737						4737

COUNTY OF LONDON—continued.

METROPOLITAN BOROUGH of KENSINGTON.

TABLE 35.—OCCUPATIONS (Condensed List) of MALES and FEMALES AGED 10 YEARS and upwards at FIVE GROUPS of AGES—continued.

AGES OF MALES 10 Years and upwards.						MALES. 69084 13583 55501		OCCUPIED AND UNOCCUPIED. ALL AGES. UNDER 10 YEARS. 10 YEARS AND UPWARDS.		FEMALES. 107544 13784 93760		AGES OF FEMALES 10 Years and upwards.						
10-	15-	25-	45-	65 and upwards.	Total Males.					Total Females.		10-	15-	25-	45-	65 and upwards.		
										Un- married or Widowed.								
OCCUPATIONS AT AGES 10 YEARS AND UPWARDS.																		
6068	13461	20031	11806	3235	55501	... TOTAL OCCUPIED AND UNOCCUPIED ...						56610	37150	6613	24769	38859	17938	5581
5205	1590	973	1230	1492	10406	... Retired or Unoccupied (Order XXIII.) ...						18920	28471	6153	6905	18424	11294	4615
863	11901	19958	10570	1743	45035	... Engaged in Occupations (Orders I.—XXII.) ...						37690	8679	460	17864	20435	6644	906
I. GENERAL OR LOCAL GOVERNMENT OF THE COUNTRY.																		
37	240	355	227	30	889	1. National Government ...						112	5	1	50	51	15	.
.	89	315	79	13	499	2. Local Government ...						169	16	.	98	75	12	.
II. DEFENCE OF THE COUNTRY.																		
.	250	264	304	210	1028	1. Army (at Home)
1	10	29	37	26	103	2. Navy and Marines (Ashore and in Port)
III. PROFESSIONAL OCCUPATIONS AND THEIR SUBORDINATE SERVICES.																		
.	2	115	91	45	253	1. Clerical. Clergymen, Priests, Ministers ...						235	10	.	15	140	78	12
.	2	30	31	4	67	Monks, Nuns, Scripture Readers; Church, Cemetery—Officers, etc.					
.	32	592	403	70	1097	2. Legal. Barristers, Solicitors
10	134	102	11	4	281	Law Clerks ...						2	.	.	.	1	1	.
.	3	182	133	44	362	3. Medical. Physicians, Surgeons, General Practitioners ...						3	2	.	.	4	1	.
.	.	12	1	.	13	Midwives ...						12	7	.	.	11	8	.
1	20	75	29	5	130	Sick Nurses, Invalid Attendants ...						483	233	.	41	426	210	39
.	34	135	60	14	243	Others ...						24	8	.	7	29	5	.
1	16	131	77	12	257	4. Teaching ...						936	71	3	279	590	170	15
.	46	149	123	18	336	5. Literary and Scientific ...						67	30	.	10	57	28	2
3	170	573	217	67	1030	6. Engineers and Surveyors ...						577	162	1	140	462	123	13
7 and 8. Art, Music, Drama, etc...																		
IV. DOMESTIC OFFICES OR SERVICES.																		
9	119	101	18	1	248	1. Domestic Indoor Service. In Hotels, Lodging, and Eating Houses ...						597	52	6	328	264	47	4
40	808	822	249	20	1939	Other Domestic Indoor Servants ...						2648	2083	272	12326	13126	2715	292
8	335	707	312	14	1376	2. Domestic Outdoor Service
.	3. Other Service. Charwomen ...						147	782	3	63	345	455	63
3	96	169	86	10	364	Laundry and Washing Service ...						1284	2557	27	1114	1557	1002	141
36	89	227	189	48	589	Others ...						245	470	3	45	306	293	68
V. COMMERCIAL OCCUPATIONS.																		
45	124	709	454	90	1377	1. Merchants, Agents, and Accountants ...						30	9	.	15	15	9	.
.	1201	749	189	30	2214	2. Commercial or Business Clerks ...						656	29	3	385	265	30	2
.	176	289	189	24	678	3 and 4. Dealers in Money; Insurance...						11	1	.	6	.	.	.
VI. CONVEYANCE OF MEN, GOODS, AND MESSAGES.																		
12	363	472	196	23	1066	1. On Railways ...						2	3	.	.	2	3	.
6	404	1051	615	62	2138	2. On Roads. Coachmen, Grooms (not Domestic); Cabmen
81	623	716	188	10	1618	Carmen, Carriers, Carters, Waggoners (not Farm)...					
.	54	296	138	21	509	Others ...						2	.	.	.	2	.	.
.	37	43	28	5	113	3. On Seas, Rivers, and Canals	1	.	.	.	1	.
.	3	21	15	1	40	4. In Docks, Harbours, etc.
321	789	325	166	31	1632	5. In Storage, Portage, and Messages. Messengers, Porters, Watchmen (not Railway or Government)						20	1	12	7	1	1	.
4	87	177	79	5	352	Others ...						29	.	.	14	12	3	.
VII. AGRICULTURE.																		
1	43	123	102	22	291	1. On Farms, Woods, and Gardens. Gardeners (not Domestic); Nurserymen, Seedsmen, Florists ...						66	12	1	44	27	5	1
1	8	16	9	2	36	Others ...						1	.	.	.	1	.	.
VIII. FISHING.																		
.	1	.	.	.	1	1. In Fishing
IX. IN AND ABOUT, AND DEALING IN THE PRODUCTS OF, MINES AND QUARRIES.																		
.	3	21	10	4	38	1 and 2. Mines and Quarries. Workers
.	5	15	10	8	38	Dealers ...						1	1	.	.	2	.	.
X. METALS, MACHINES, IMPLEMENTS, & CONVEYANCES.																		
.	.	1	1	.	2	1 and 2. Iron, Steel, etc., Manufacture
2	64	108	88	8	270	3. Engineering, and Machine Making. Blacksmiths, Strikers
7	104	142	83	10	346	Erectors, Fitters, Turners
.	2	9	10	3	24	Others ...						1	1	.
.	3	.	4	.	7	4. Tools
.	10	6	6	.	22	5. Types, Dies, Medals, Coins
.	62	89	55	7	213	6. Arms ...						4	1	.	4	1	.	.
.	2	3	4	1	10	7. Miscellaneous Metal Trades
4	109	208	100	16	437	8. Ships and Boats ...						1	3	.	1	.	3	.
1	49	63	36	3	143	9. Vehicles ...						2	4	.	1	5	.	.
XI. PRECIOUS METALS, JEWELS, WATCHES, INSTRUMENTS, AND GAMES.																		
1	49	42	30	2	123	1-5. Prec. Metals, Jewels; Watches, Instrmts.; Games. Goldsmiths, Silversmiths, Jewellers ...						7	1	.	2	5	.	1
5	25	36	24	5	91	Watchmakers, Clockmakers ...						2	1	.	1	2	.	.
5	145	185	24	4	363	Electrical Apparatus Makers ...						6	1	.	6	1	.	.
.	23	35	19	7	84	Musical Instrument Makers	1	4	2	.	.
1	17	33	12	2	65	Other Workers ...						7	2	.	3	3	4	1
.	10	22	16	4	52	Dealers ...						9

COUNTY OF LONDON—continued.

METROPOLITAN BOROUGH OF KENSINGTON.

TABLE 35.—OCCUPATIONS (Condensed List) of MALES and FEMALES AGED 10 YEARS and upwards at FIVE GROUPS of AGES—continued.

AGES OF MALES 10 Years and upwards.						AGES OF FEMALES 10 Years and upwards.												
10-	15-	25-	45-	65 and upwards.	Total Males.	OCCUPATIONS AT AGES 10 YEARS AND UPWARDS.						Total Females.		10-	15-	25-	45-	65 and upwards.
							Un- married.	Married or Widowed.										
XII. BUILDING AND WORKS OF CONSTRUCTION.																		
1. House Building, etc.																		
10	228	308	371	66	983	Carpenters, Joiners	1											
2	210	477	233	24	906	Bricklayers, Bricklayers' Labourers												
3	188	853	615	57	1716	Painters, Decorators, Glaziers												
8	156	203	70	5	442	Plumbers												
9	274	674	501	58	1516	Others												
	16	107	77	7	207	2. Other Works of Construction, and Roads...												
XIII. WOOD, FURNITURE, FITTINGS, AND DECORATIONS.																		
1 and 2. Furniture, Fittings, etc.; Wood and Bark.																		
1	35	66	52	11	165	Cabinet Makers	2											
1	30	32	22		75	French Polishers												
3	32	66	48	5	154	Upholsterers	54	33										
5	136	169	129	13	452	Other Workers	20	12										
	34	112	72	9	227	Dealers	9	12										
XIV. BRICK, CEMENT, POTTERY, AND GLASS.																		
1. Brick, Cement, Pottery and Glass.																		
1	8	31	19	5	64	Workers	3											
	10	24	20	3	57	Dealers	22	3										
XV. CHEMICALS, OIL, GREASE, SOAP, RESIN, ETC.																		
1 and 3. Colouring Matter; Drugs, Chemicals, etc.																		
1	67	110	35	7	229	Chemists, Druggists	9	1										
1	6	24	12	1	44	Others	8											
	1	2	1		4	2. Explosives and Matches	1											
	10	14	11	1	36	4. Oil, Grease, Soap, Resin, etc.												
3	21	54	35	4	117	Workers	22	3										
						Dealers	2	4										
XVI. SKINS, LEATHER, HAIR, AND FEATHERS.																		
1	19	38	16	4	78	1. Skins and Leather	10	9										
6	51	54	26	7	144	2. Saddlery and Harness	1	3										
1	8	5	4	1	19	3. Hair and Feathers	3											
	4	8	9		21	4. Dealers in Skins, Leather, Hair, and Feathers	2											
XVII. PAPER, PRINTS, BOOKS, AND STATIONERY.																		
1 and 2. Paper and Stationery; Prints and Books.																		
4	26	10	3		42	Paper Box, Paper Bag—Makers	5	2										
16	106	165	38	6	331	Envelope Makers; Stationery Manufacture	8	1										
	11	9	5		25	Printers, Lithographers	1											
16	101	142	90	15	364	Bookbinders	37	4										
						Others	91	23										
XVIII. TEXTILE FABRIC.																		
1. Cotton and Flax																		
2	3	7			10	2. Wool and Worsted	1	2										
2	6	2	2		12	3. Silk	3	1										
1	1	10	6	1	18	4. Hemp and Other Fibrous Materials	1											
1	5	13	8	2	29	5. Mixed or Unspecified Materials	53	18										
2	26	32	23	1	84	6. Bleaching, Printing, Dyeing, etc.	118	34										
7	144	223	73	9	456	7. Dealers (Drapers and others)	555	25										
XIX. DRESS.																		
1. Dress.																		
7	164	305	141	49	666	Tailors	193	131										
	2	3	2		7	Milliners	309	26										
	7	12	9	1	29	Dressmakers	2237	629										
	1	6	2	1	10	Shirt Makers, Seamstresses	180	227										
5	89	200	196	46	536	Boot, Shoe, Slipper, Patten, Clog—Makers	23	16										
						Artificial Flower Makers	2	3										
5	61	137	42	5	250	Other Workers	75	22										
6	89	113	51	4	263	Dealers	62	33										
XX. FOOD, TOBACCO, DRINK, AND LODGING.																		
1. Food.																		
10	147	181	79	15	432	Workers	19	2										
49	906	1207	441	53	2636	Dealers	236	123										
2. Tobacco.																		
	2	7	3	3	15	Tobacco Manufacture	4	1										
	17	38	28	6	89	Tobaccoists	16	16										
	11	50	11	3	75	3. Makers of Spirituous Drinks												
4. Board, Lodging, etc.																		
1	17	90	84	20	212	Coffee, Eating, Lodging, Boarding—House Keepers	242	411										
	10	149	78	4	241	Inn, Hotel—Keepers; Publicans, etc.	26	55										
1	221	172	22	3	419	Cellarmen, Barmen	235	8										
2	115	95	35	5	252	Others in Inn, Hotel, Eating House—Service	147	17										
	11	62	54	13	140	Wine and Spirit Merchants, Agents	9	2										
XXI. GAS, WATER, AND ELECTRICITY SUPPLY, AND SANITARY SERVICE.																		
1. Gas, Water, Electricity																		
2	86	237	88	5	418	Workers	1											
	12	56	44	7	119	2. Sanitary Service		3										
XXII. OTHER, GENERAL, AND UNDEFINED WORKERS AND DEALERS.																		
1-4. About Animals; Sundry Industries; General Makers and Dealers; General Labourers, etc.																		
9	116	113	79	11	328	General Shopkeepers, Dealers; Pawnbrokers	141	41										
15	116	219	110	29	435	Costermongers, Hawkers, Street Sellers	46	127										
2	448	1030	568	51	2099	General Labourers		3										
1	49	77	27	4	158	Engine Drivers, Stokers, Firemen (not Railway, Marine, or Agricultural)												
3	99	201	118	14	435	Others	52	21										
XXIII. WITHOUT SPECIFIED OCCUPATIONS OR UNOCCUPIED																		
Retired from Business (not Army, Navy, Church, Medicine)																		
		41	458	855	1354	Pensioners	7	11										
	78	422	491	396	1357	Living on own means	3162	3070										
5005	1482	502	256	233	7678	Others aged 10 years and upwards (including Students)	15488	24746										

COUNTY OF LONDON—continued.

METROPOLITAN BOROUGH of LAMBETH.

TABLE 35.—OCCUPATIONS (Condensed List) of MALES and FEMALES AGED 10 YEARS and upwards at FIVE GROUPS of AGES—continued.

AGES OF MALES 10 Years and upwards.						OCCUPATIONS AT AGES 10 YEARS AND UPWARDS.	AGES OF FEMALES 10 Years and upwards.						
10-	15-	25-	45-	65 and upwards.	Total Males.		Total Females.		10-	15-	25-	45-	65 and upwards.
							Un- married, or Widowed.	Married					
XII. BUILDING AND WORKS OF CONSTRUCTION.													
1. House Building, etc.													
12	612	988	819	144	2575	Carpenters, Joiners
1	364	762	469	58	1634	Bricklayers, Bricklayers' Labourers
7	327	1196	780	102	2412	Painters, Decorators, Glaziers	1	1	.
6	288	385	121	15	815	Plumbers
14	579	1496	1084	124	3297	Others	3	.	.	1	2	.	.
1	55	240	148	34	478	2. Other Works of Construction, and Roads...
XIII. WOOD, FURNITURE, FITTINGS, AND DECORATIONS.													
1 and 2. Furniture, Fittings, etc.; Wood and Bark.													
2	50	89	90	18	267	Cabinet Makers	12	4	.	11	4	1	.
1	76	90	57	8	232	French Polishers	27	3	55	30	17	5	5
2	54	89	56	7	268	Upholsterers	56	43	45	25	20	.	.
13	319	554	363	55	1304	Other Workers	15	17	9	10	11	12	10
1	88	197	111	18	415	Dealers
XIV. BRICK, CEMENT, POTTERY, AND GLASS.													
1. Brick, Cement, Pottery and Glass.													
20	322	500	231	17	1090	Workers	64	7	1	49	18	3	.
.	20	56	35	6	117	Dealers	23	7	12	11	6	1	.
XV. CHEMICALS, OIL, GREASE, SOAP, RESIN, ETC.													
1 and 3. Colouring Matter; Drugs, Chemicals, etc.													
6	132	227	75	11	451	Chemists, Druggists	51	3	2	35	15	2	.
7	37	54	34	3	135	Others	81	14	4	68	20	3	.
.	8	7	2	.	17	2. Explosives and Matches	5	7	3	4	4	1	.
8	63	97	50	9	227	1. Oil, Grease, Soap, Resin, etc.	29	13	1	17	15	8	1
11	75	126	58	9	279	Workers	11	11	1	4	6	9	2
						Dealers
XVI. SKINS, LEATHER, HAIR, AND FEATHERS.													
2	77	123	67	7	276	1. Skins and Leather	86	36	2	72	29	14	5
1	47	97	56	8	209	2. Saddlery and Harness	8	5	.	7	3	3	.
.	12	34	20	5	71	3. Hair and Feathers	85	31	10	60	31	13	12
.	20	34	23	4	81	4. Dealers in Skins, Leather, Hair, and Feathers	5	6	4	2	4	1	.
XVII. PAPER, PRINTS, BOOKS, AND STATIONERY.													
1 and 2. Paper and Stationery; Prints and Books.													
1	15	12	4	.	32	Paper Box, Paper Bag—Makers	252	64	23	206	66	18	3
.	44	46	14	.	104	Envelope Makers; Stationery Manufacture	294	25	16	225	59	17	2
94	1117	1825	593	72	3701	Printers, Lithographers	175	19	20	136	34	4	.
8	114	197	73	14	406	Bookbinders	695	146	55	629	217	38	12
37	417	624	247	42	1367	Others	372	88	12	269	124	48	7
XVIII. TEXTILE FABRICS.													
1	1	1	3	.	5	1. Cotton and Flax	1	1	.	1	.	.	.
.	6	10	1	1	19	2. Wool and Worsted	9	1	.	9	.	.	1
1	1	7	2	1	11	3. Silk	9	2	1	5	4	.	1
1	12	14	20	5	52	4. Hemp and Other Fibrous Materials	28	12	2	20	13	4	1
.	11	24	11	3	49	5. Mixed or Unspecified Materials	211	51	10	125	88	36	3
.	10	16	11	2	39	6. Bleaching, Printing, Dyeing, etc.	37	11	1	23	14	10	1
1	400	532	219	21	1173	7. Dealers (Drapers and others)	783	51	14	512	256	45	7
XIX. DRESS.													
9	204	424	228	66	931	1. Dress.	935	510	24	610	477	288	46
.	1	10	3	.	14	Tailors	661	53	14	432	223	43	2
.	6	12	6	.	24	Milliners	3405	888	99	1850	1617	625	82
.	30	41	19	6	96	Dressmakers	583	579	11	548	441	390	172
14	177	313	294	86	884	Shirt Makers, Seamstresses	78	37	8	33	33	16	5
.	1	4	1	.	10	Boot, Shoe, Slipper, Patten, Clog—Makers	34	21	.	22	19	13	1
18	178	320	117	24	657	Artificial Flower Makers	211	70	6	115	104	40	16
13	228	390	155	23	819	Other Workers	137	86	4	62	93	55	9
						Dealers
XX. FOOD, TOBACCO, DRINK, AND LODGING.													
1. Food.													
12	340	483	195	25	1055	Workers	269	54	20	229	63	11	.
110	1490	2525	964	117	5206	Dealers	541	280	18	338	274	168	23
4	24	27	9	.	64	2. Tobacco.	177	9	11	155	19	1	.
2	55	116	54	8	235	Tobacco Manufacture	30	37	.	23	27	21	2
2	72	152	52	10	288	Tobaccoonists
.	22	172	106	18	318	3. Makers of Spirituous Drinks
1	32	396	169	15	613	1. Board, Lodging, etc.	151	299	.	9	151	222	68
10	449	457	88	7	1011	Coffee, Eating, Lodging, Boarding—House Keepers	34	67	.	7	59	28	7
5	274	437	98	2	816	Inn, Hotel—Keepers; Publicans, etc.	500	37	1	333	196	7	.
1	30	73	38	6	148	Cellarmen, Bar-men	502	40	5	377	151	9	.
						Others in Inn, Hotel, Eating House—Service	4	6	.	1	8	1	.
						Wine and Spirit Merchants, Agents
XXI. GAS, WATER, AND ELECTRICITY SUPPLY, AND SANITARY SERVICE.													
1	123	537	168	11	840	1. Gas, Water, Electricity	14	15	.	13	10	5	1
3	23	132	62	19	239	2. Sanitary Service
XXII. OTHER, GENERAL, AND UNDEFINED WORKERS AND DEALERS.													
AND DEALERS.													
1-4. About Animals; Sundry Industries; General Makers and Dealers; General Labourers, etc.													
18	227	254	139	25	663	General Shopkeepers, Dealers; Pawnbrokers	230	130	7	137	137	67	12
24	105	179	108	19	435	General Labourers	19	63	.	18	33	27	4
14	880	2025	953	131	3986	Costermongers, Hawkers, Street Sellers	.	3	.	2	.	1	.
2	131	290	132	11	566	Engine Drivers, Stokers, Firemen (not Railway, Marine, or Agricultural)
18	288	421	205	23	955	Others	164	42	5	129	54	15	3
XXIII. WITHOUT SPECIFIED OCCUPATIONS OR UNOCCUPIED													
Retired from Business (not Army, Navy, Church, Medicine)													
.	2	37	664	1453	2156	Pensioners	13	31	.	1	1	14	28
.	57	206	340	389	992	Living on own means	1921	3046	.	131	963	1929	1944
11851	1973	624	363	348	15159	Others aged 10 years and upwards (including Students)	25622	54722	13221	11972	34214	16418	4519

AGE OF MALES 10 Years and upwards.						MALES. 56749			OCCUPIED AND UNOCCUPIED. ALL AGES.			FEMALES. 70746			AGE OF FEMALES 10 Years and upwards.														
10-	15-	25-	45-	65 and upwards.	Total Males.	12899 43960			UNDER 10 YEARS. 10 YEARS AND UPWARDS.			12889 57857			Total Females.		10-	15-	25-	45-	65 and upwards.								
															Un-married.	Married or Widowed.													
9004	10007	10947	8023	2279	43860	TOTAL OCCUPIED AND UNOCCUPIED												30250	27607	5897	15156	22607	10517	3680					
5366	1127	353	751	1190	8817	Retired or Unoccupied (Order XXIII.)												14326	24630	5553	5068	10046	8093	3276					
608	9480	16594	7272	1089	35043	Engaged in Occupations (Orders I.-XXII.)												15024	2977	344	9168	6561	2424	40					
I. GENERAL OR LOCAL GOVERNMENT OF THE COUNTRY.																													
22	247	477	192	6	944	1. National Government												120	1	.	63	56	2	.					
.	47	297	60	8	412	2. Local Government												87	15	.	31	61	10	.					
II. DEFENCE OF THE COUNTRY.																													
.	23	66	38	21	148	1. Army (at Home)					
.	15	17	25	23	80	2. Navy and Marines (Ashore and in Port)					
III. PROFESSIONAL OCCUPATIONS AND THEIR SUBORDINATE SERVICES.																													
.	1	70	36	27	154	1. Clerical. Clergymen, Priests, Ministers												26	11	.	1	16	17	3					
.	5	25	33	3	66	Monks, Nuns, Scripture Readers; Church, Cemetery - Officers, etc.																
.	7	104	56	15	182	2. Legal. Barristers, Solicitors												7	.	.	4	3	.	.					
.	96	189	43	7	342	Law Clerks					
.	4	79	44	8	135	3. Medical. Physicians, Surgeons, General Practitioners												1	1	.	.	2	.	.					
.	Midwives												3	8	.	.	.	2	.					
.	1	2	1	.	4	Sick Nurses, Invalid Attendants												326	237	.	65	268	178	32					
.	11	45	14	4	76	Others												6	2	.	1	6	1	.					
.	77	279	73	8	437	4. Teaching												913	91	2	331	541	122	5					
.	23	120	56	5	204	5. Literary and Scientific												21	5	.	5	16	4	1					
.	28	131	62	9	230	6. Engineers and Surveyors					
9	111	315	101	24	560	7 and 8. Art, Music, Drama, etc... ..												228	51	2	110	198	36	3					
IV. DOMESTIC OFFICES OR SERVICES.																													
1	3	6	1	.	11	1. Domestic Indoor Service. In Hotels, Lodging, and Eating Houses												8	.	.	4	3	.	1					
19	61	32	7	4	123	Other Domestic Indoor Servants												9079	329	250	5819	3032	711	93					
2	135	310	178	26	651	2. Domestic Outdoor Service					
.	3. Other Service. Charwomen												91	201	2	25	158	167	49					
1	15	37	33	3	89	Laundry and Washing Service												600	770	13	423	455	405	74					
.	22	104	74	20	220	Others												180	106	.	86	98	83	17					
V. COMMERCIAL OCCUPATIONS.																													
.	147	1055	530	80	1812	1. Merchants, Agents, and Accountants												13	2	.	7	3	5	.					
64	1067	1763	460	20	3963	2. Commercial or Business Clerks												626	15	7	424	201	9	.					
2	443	680	254	26	1405	3 and 4. Dealers in Money; Insurance... ..												32	1	.	14	16	3	.					
VI. CONVEYANCE OF MEN, GOODS, AND MESSAGES.																													
16	356	432	131	12	947	1. On Railways												1	5	.	1	2	3	.					
3	96	224	115	15	453	2. On Roads. Coachmen, Grooms (not Domestic); Cabmen					
6	356	418	126	12	918	Carriers, Carters, Waggoners (not Farm)... ..												.	1	.	.	1	.	.					
.	28	88	30	2	148	Others					
3	34	75	43	8	163	3. On Seas, Rivers, and Canals	2	.	.	.	1	1					
.	12	51	32	2	97	4. In Docks, Harbours, etc...					
205	313	81	59	17	675	5. In Storage, Porters, and Messages. Messengers, Porters, Watchmen (not Railway or Government)	1	.	.	1	.	.					
7	73	100	42	2	284	Others												82	1	.	52	29	2	.					
VII. AGRICULTURE.																													
8	141	232	363	87	791	1. On Farms, Woods, and Gardens. Gardeners (not Domestic); Nurserymen, Seedsmen, Florists												32	7	.	17	16	5	1					
4	29	42	43	11	129	Others												2	2	.	.	1	3	.					
VIII. FISHING.																													
.	1. In Fishing				
IX. IN AND ABOUT, AND DEALING IN THE PRODUCTS OF, MINES AND QUARRIES.																													
.	1	20	13	2	36	1 and 2. Mines and Quarries. Workers	1	.	.	.	1	.					
.	8	31	16	3	58	Dealers	1	.	.	.	1	.					
X. METALS, MACHINES, IMPLEMENTS, & CONVEYANCES.																													
.	.	2	3	1	6	1 and 2. Iron, Steel, etc., Manufacture					
4	58	87	52	8	209	3. Engineering, and Machine Making. Blacksmiths, Strikers					
2	136	261	114	13	526	Erectors, Fitters, Turners					
.	3	11	6	.	20	Others					
1	3	11	4	1	20	4. Tools					
.	2	6	3	.	11	5. Types, Dies, Medals, Coins					
5	50	74	27	6	162	6. Arms					
1	7	10	15	5	38	7. Miscellaneous Metal Trades												6	2	.	6	1	1	.					
1	92	129	33	8	263	8. Ships and Boats	1	1					
.	39	97	37	7	189	9. Vehicles					
10. Dealers																						5	4	.	.	4	4	1	.
XI. PRECIOUS METALS, JEWELS, WATCHES, INSTRUMENTS, AND GAMES.																													
1	20	58	28	.	107	1-5. Prec. Metals, Jewels; Watches, Instrmts.; Games. Goldsmiths, Silversmiths, Jewellers					
4	13	42	22	6	87	Watchmakers, Clockmakers	1	1	.	.	.					
4	127	185	23	.	339	Electrical Apparatus Makers					
1	22	29	13	2	67	Musical Instrument Makers	1	.					
1	29	46	18	4	98	Other Workers												9	2	.	5	5	1	.					
.	13	15	8	.	36	Dealers												10	9	.	5	4	8	2					

COUNTY OF LONDON—continued.

METROPOLITAN BOROUGH of LEWISHAM.

TABLE 35.—OCCUPATIONS (Condensed List) of MALES and FEMALES AGED 10 YEARS and upwards at FIVE GROUPS of AGES—continued.

AGES OF MALES 10 Years and upwards.						OCCUPATIONS AT AGES 10 YEARS AND UPWARDS.	AGES OF FEMALES 10 Years and upwards.															
10-	15-	25-	45-	65 and upwards.	Total Males.		Total Females.		10-	15-	25-	45-	65 and upwards.									
							Un- married.	Married or Widowed.														
11	328	480	263	32	1164	XII. BUILDING AND WORKS OF CONSTRUCTION.																
						1. House Building, etc.																
						Carpenters, Joiners																
						Bricklayers, Bricklayers' Labourers																
						Painters, Decorators, Glaziers																
						Plumbers																
						Others																
						2. Other Works of Construction, and Roads																
														XIII. WOOD, FURNITURE, FITTINGS, AND DECORATIONS.								
														1 and 2. Furniture, Fittings, etc.; Wood and Bark.								
						Cabinet Makers																
						French Polishers																
						Upholsterers																
						Other Workers																
						Dealers																
														XIV. BRICK, CEMENT, POTTERY, AND GLASS.								
														1. Brick, Cement, Pottery and Glass.								
						Workers																
						Dealers																
														XV. CHEMICALS, OIL, GREASE, SOAP, RESIN, ETC.								
														1 and 3. Colouring Matter; Drugs, Chemicals, etc.								
						Chemists, Druggists																
						Others																
						2. Explosives and Matches																
						4. Oil, Grease, Soap, Resin, etc.																
						Workers																
						Dealers																
														XVI. SKINS, LEATHER, HAIR, AND FEATHERS.								
						1. Skins and Leather																
						2. Saddlery and Harness																
						3. Hair and Feathers																
						4. Dealers in Skins, Leather, Hair, and Feathers																
														XVII. PAPER, PRINTS, BOOKS, AND STATIONERY.								
														1 and 2. Paper and Stationery; Prints and Books.								
						Paper Box, Paper Bag—Makers																
						Envelope Makers; Stationery Manufacture																
						Printers, Lithographers																
						Bookbinders																
						Others																
														XVIII. TEXTILE FABRICS.								
						1. Cotton and Flax																
						2. Wool and Worsted																
						3. Silk																
						4. Hemp and Other Fibrous Materials																
						5. Mixed or Unspecified Materials																
						6. Bleaching, Printing, Dyeing, etc.																
						7. Dealers (Drapers and others)																
														XIX. DRESS.								
						1. Dress.																
						Tailors																
						Milliners																
						Dressmakers																
						Shirt Makers, Seamstresses																
						Boot, Shoe, Slipper, Patten, Clog—Makers																
						Artificial Flower Makers																
						Other Workers																
						Dealers																
														XX. FOOD, TOBACCO, DRINK, AND LODGING.								
														1. Food.								
						Workers																
						Dealers																
														2. Tobacco.								
						Tobacco Manufacture																
						Tobaccoconists																
						3. Makers of Spirituous Drinks																
														4. Board, Lodging, etc.								
						Coffee, Eating, Lodging, Boarding—House Keepers																
						Inn, Hotel—Keepers; Publicans, etc.																
						Cellarmen, Barmen																
						Others in Inn, Hotel, Eating House—Service																
						Wine and Spirit Merchants, Agents																
														XXI. GAS, WATER, AND ELECTRICITY SUPPLY, AND SANITARY SERVICE.								
														1. Gas, Water, Electricity								
						2. Sanitary Service																
														XXII. OTHER, GENERAL, AND UNDEFINED WORKERS AND DEALERS.								
														1-4. About Animals; Sundry Industries; General Makers and Dealers; General Labourers, etc.								
						General Shopkeepers, Dealers; Pawnbrokers																
						Costermongers, Hawkers, Street Sellers																
						General Labourers																
						Engine Drivers, Stokers, Firemen (not Railway, Marine, or Agricultural)																
						Others																
														XXIII. WITHOUT SPECIFIED OCCUPATIONS OR UNOCCUPIED								
						Retired from Business (not Army, Navy, Church, Medicine)																
						Pensioners																
						Living on own means																
						Others aged 10 years and upwards (including Students)																
5396	1067	215	107	130	6945																	

COUNTY OF LONDON—continued.

METROPOLITAN BOROUGH of PADDINGTON.

TABLE 35.—OCCUPATIONS (Condensed List) of MALES and FEMALES AGED 10 YEARS and upwards at FIVE GROUPS of AGES—continued.

AGES OF MALES 10 Years and upwards.						OCCUPATIONS AT AGES 10 YEARS AND UPWARDS.	AGES OF FEMALES 10 Years and upwards.												
10-	15-	25-	45-	65 and upwards.	Total Males.		Total Females.		10-	15-	25-	45-	65 and upwards.						
							Un- married.	Married or Widowed.											
10	290	545	407	56	1308	XII. BUILDING AND WORKS OF CONSTRUCTION.													
2	141	307	138	11	619	1. House Building, etc.													
5	159	783	583	61	1586	Carpenters, Joiners													
7	171	216	67	4	463	Bricklayers, Bricklayers' Labourers													
1	235	564	417	45	1288	Painters, Decorators, Glaziers													
1	26	85	38	21	191	Plumbers													
						Others													
						2. Other Works of Construction, and Roads...													
														XIII. WOOD, FURNITURE, FITTINGS, AND DECORATIONS.					
2	41	80	56	8	187	1 and 2. Furniture, Fittings, etc.; Wood and Bark.													
5	34	50	27	3	114	Cabinet Makers							1			1			
7	53	100	53	5	213	French Polishers													
1	84	172	88	19	365	Upholsterers							102	32		65	45		
1	43	148	72	7	271	Other Workers							20	17	1	14	16		
						Dealers							18	9	1	10	9		
														XIV. BRICK, CEMENT, POTTERY, AND GLASS.					
	12	39	17	1	69	1. Brick, Cement, Pottery and Glass.													
	13	39	31	1	84	Workers							4	1		3	1		
						Dealers							13	2		7	6		
														XV. CHEMICALS, OIL, GREASE, SOAP, RESIN, ETC.					
2	55	104	24	8	193	1 and 3. Colouring Matter; Drugs, Chemicals, etc.							20	2		14	7		
5	6	12	5	1	24	Chemists, Druggists							8			6	1		
7	3	2			5	Others													
1	12	16	6	3	37	2. Explosives and Matches													
2	30	56	20	2	110	4. Oil, Grease, Soap, Resin, etc.							2	2		1			
						Workers													
						Dealers													
														XVI. SKINS, LEATHER, HAIR, AND FEATHERS.					
2	24	36	17	5	82	1. Skins and Leather							7	4		4	3		
5	23	75	37	4	141	2. Saddlery and Harness							1	1					
7	7	9			23	3. Hair and Feathers							9	7	1	3	6		
1	8	18	17		43	4. Dealers in Skins, Leather, Hair, and Feathers							2			1			
														XVII. PAPER, PRINTS, BOOKS, AND STATIONERY.					
	1	2	1		4	1 and 2. Paper and Stationery; Prints and Books.													
1	12	9	2	1	25	Paper Box, Paper Bag—Makers							2	2		3	1		
7	162	228	75	6	478	Envelope Makers; Stationery Manufacture							18	1		15	3		
1	16	21	10		48	Printers, Lithographers							8			5	2		
10	106	153	62	6	337	Bookbinders							43	7	1	39	6		
						Others							89	22	2	58	34		
														XVIII. TEXTILE FABRICS.					
1	3	4	3		10	1. Cotton and Flax							1						
1	5	10	6	1	22	2. Wool and Worsted							5			1	3		
1	2	15	6		23	3. Silk							7	15	2	36	36		
6	406	387	85	1	885	4. Hemp and Other Fibrous Materials							46	13	1	32	14		
						5. Mixed or Unspecified Materials							681	19	11	467	294		
						6. Bleaching, Printing, Dyeing, etc.													
						7. Dealers (Drapers and others)													
														XIX. DRESS.					
4	170	321	175	44	714	1. Dress.							250	118	6	162	141		
1	5	3	1		4	Tailors							412	36	9	279	121		
1	5	4	9	1	19	Milliners							2949	713	82	1500	1402		
2	3	5	2	1	11	Dressmakers							176	192	3	50	102		
1	70	194	150	40	465	Shirt Makers, Seamstresses							17	13		10	12		
1	1	3	1		5	Boot, Shoe, Slipper, Patten, Clog—Makers							4	3		2	4		
1	69	150	37	4	261	Artificial Flower Makers							84	31	3	52	37		
3	94	155	39	3	294	Other Workers							114	23	1	55	60		
						Dealers													
														XX. FOOD, TOBACCO, DRINK, AND LODGING.					
3	126	226	64	4	423	1. Food.							13	1	2	11			
45	779	1154	308	33	2409	Workers							227	69		128	117		
						Dealers													
1	4	7	3		14	2. Tobacco.							4		1	1	2		
1	31	55	32	8	126	Tobacco Manufacture							12	9		8	8		
1	13	27	10		50	Tobaccoconists													
1	8	107	128	37	280	3. Makers of Spirituous Drinks							282	385		25	228		
1	14	107	51	10	182	4. Board, Lodging, etc.							18	32		6	32		
4	190	132	26	2	354	Coffee, Eating, Lodging, Boarding—House Keepers							177	8		124	60		
1	87	115	55	7	264	Inn, Hotel—Keepers; Publicans, etc.							261	17	3	188	73		
1	18	35	27	2	102	Cellar-men, Bar-men							8	1		2	5		
						Others in Inn, Hotel, Eating House—Service													
						Wine and Spirit Merchants, Agents													
														XXI. GAS, WATER, AND ELECTRICITY SUPPLY, AND SANITARY SERVICE.					
1	38	121	41	7	207	1. Gas, Water, Electricity							1			1			
1	27	105	78	20	230	2. Sanitary Service							2	20		6	6		
														XXII. OTHER, GENERAL, AND UNDEFINED WORKERS AND DEALERS.					
6	69	70	31	3	179	1-4. About Animals; Sundry Industries; General Makers and Dealers; General Labourers, etc.							187	36	3	111	78		
6	32	60	24	4	126	General Shopkeepers, Dealers; Pawnbrokers							4	12		1	10		
2	201	597	213	42	1055	Costermongers, Hawkers, Street Sellers													
1	56	79	34	2	171	General Labourers													
3	82	124	84	10	303	Engine Drivers, Stokers, Firemen (not Railway, Marine, or Agricultural)							28	11	2	15	17		
						Others													
														XXIII. WITHOUT SPECIFIED OCCUPATIONS OR UNOCCUPIED.					
1	3	27	328	512	870	Retired from Business (not Army, Navy, Church, Medicine)							167	271			19		
1	1	1	38	29	69	Pensioners							3	10		1	1		
1	50	208	328	302	888	Living on own means							2150	2231		142	1065		
4589	1003	347	127	142	6208	Others aged 10 years and upwards (including Students)							11433	23751	3237	5279	15153		

COUNTY OF LONDON—continued.

METROPOLITAN BOROUGH OF POPLAR.

TABLE 35.—OCCUPATIONS (Condensed List) of MALES and FEMALES AGED 10 YEARS and upwards at FIVE GROUPS of AGES—continued.

AGES OF MALES 10 Years and upwards.						MALES.	OCCUPIED AND UNOCCUPIED.	FEMALES.	AGES OF FEMALES 10 Years and upwards.							
10-	15-	25-	45-	65 and upwards.	Total Males.	84823	ALL AGES.	83909	Total Females.		10-	15-	25-	45-	65 and upwards.	
						20258 64565	UNDER 10 YEARS. 10 YEARS AND UPWARDS.	20473 63526	Un- married.	Married or Widowed.						
OCCUPATIONS AT AGES 10 YEARS AND UPWARDS.																
9232	16563	23517	12172	3081	64565	TOTAL OCCUPIED AND UNOCCUPIED			27176	36350	9022	16494	22644	11740	3626	
7746	714	294	736	1460	10950	Retired or Unoccupied (Order XXIII.)			13013	31239	8318	6149	17574	9086	3125	
1486	15949	23223	11436	1621	53615	Engaged in Occupations (Orders I.—XXII.)			14163	5111	704	10345	5070	2654	501	
I. GENERAL OR LOCAL GOVERNMENT OF THE COUNTRY.																
55	102	186	54	8	439	1. National Government			22	2		15	7	2		
	68	388	58	8	522	2. Local Government			189	15	1	68	126	9		
II. DEFENCE OF THE COUNTRY.																
	30	46	4	1	81	1. Army (at Home)										
	18	22	3	1	44	2. Navy and Marines (Ashore and in Port)										
III. PROFESSIONAL OCCUPATIONS AND THEIR SUBORDINATE SERVICES.																
	2	57	22	3	84	1. Clerical.										
	2	26	18	5	51	Clergymen, Priests, Ministers			102	15		13	68	33	3	
						Monks, Nuns, Scripture Readers; Church, Cemetery—Officers, etc.										
		3	2	5	10	2. Legal.										
1	64	30	9	12	106	Barristers, Solicitors			1			1				
						Law Clerks										
		57	13	1	71	3. Medical.										
						Physicians, Surgeons, General Practitioners										
		2	1	5	8	Midwives			3	3			4	2		
	12	9	9		30	Sick Nurses, Invalid Attendants			116	203		27	112	147	33	
1	44	69	23	139	235	Others			4	2		1	3	2		
	6	9	8	25	48	4. Teaching			414	52	2	249	165	48	12	
	6	16	12	34	68	5. Literary and Scientific			1			1				
1	48	100	35	6	190	6. Engineers and Surveyors										
						7 and 8. Art, Music, Drama, etc.			89	20		32	40	16	1	
IV. DOMESTIC OFFICES OR SERVICES.																
2	19	8	2		31	1. Domestic Indoor Service.										
3	24	14	6	2	49	In Hotels, Lodging, and Eating Houses			58	6	3	46	11	4		
	11	13	3		27	Other Domestic Indoor Servants			2470	379	177	1639	688	299	46	
						2. Domestic Outdoor Service										
						3. Other Service.										
	8	15	14	2	39	Charwomen			107	575	1	39	270	313	69	
2	67	147	119	26	361	Laundry and Washing Service			309	395	6	222	309	235	72	
						Others			79	100		32	80	62	5	
V. COMMERCIAL OCCUPATIONS.																
1	74	220	114	21	430	1. Merchants, Agents, and Accountants			4	5			6	1	2	
97	1197	646	210	26	2176	2. Commercial or Business Clerks			368	9	8	245	57	7		
2	60	129	32	9	233	3 and 4. Dealers in Money; Insurance			7	3		4	3	2	1	
VI. CONVEYANCE OF MEN, GOODS, AND MESSAGES.																
40	566	818	356	37	1817	1. On Railways			1			1				
1	117	236	102	12	468	2. On Roads.										
136	882	975	271	14	2238	Coachmen, Grooms (not Domestic); Cabmen										
1	52	244	62	8	367	Carmen, Carriers, Carters, Waggoners (not Farm)			1	4			1	3	1	
9	725	1455	639	61	2909	Others			1				1			
19	727	2091	1339	149	4315	3. On Seas, Rivers, and Canals			5	5	1		5	2	2	
488	624	179	196	67	1534	4. In Docks, Harbours, etc.										
6	133	227	76	6	448	5. In Storage, Portage, and Messages.										
						Messengers, Porters, Watchmen (not Railway or Government)			28	1	11	17		1		
						Others			38	1		32	7			
VII. AGRICULTURE.																
	4	20	11	3	38	1. On Farms, Woods, and Gardens.			6	2	1	4	1	2		
						Gardeners (not Domestic); Nurserymen, Seedsmen, Florists										
	4	9	2	2	17	Others										
VIII. FISHING.																
	3	1			4	1. In Fishing										
IX. IN AND ABOUT, AND DEALING IN THE PRODUCTS OF, MINES AND QUARRIES.																
	24	45	28		97	1 and 2. Mines and Quarries.										
	9	28	19	7	63	Workers			13	2	1	10	4			
						Dealers			2	3	1	1	1	2		
X. METALS, MACHINES, IMPLEMENTS, & CONVEYANCES.																
	14	18	11		43	1 and 2. Iron, Steel, etc., Manufacture										
8	198	382	219	39	846	3. Engineering, and Machine Making.										
3	206	390	230	39	849	Blacksmiths, Strikers										
54	951	1216	607	75	2965	Erectors, Fitters, Turners										
	15	30	15	2	62	Others										
	11	13	5	3	32	4. Tools			5							
5	89	86	28	13	221	5. Types, Dies, Medals, Coins			1		1	3	1			
42	467	588	231	28	1356	6. Arms										
11	310	533	332	110	1496	7. Miscellaneous Metal Trades			129	18	6	117	18	6		
2	101	119	56	6	284	8. Ships and Boats			6		1	5				
1	29	46	12	4	92	9. Vehicles			1			1				
						10. Dealers			4	2		3	1	2		
XI. PRECIOUS METALS, JEWELS, WATCHES, INSTRUMENTS, AND GAMES.																
	27	19	11	1	58	1-5. Prec. Metals, Jewels; Watches, Instrmts.; Games.										
	5	23	13	1	42	Goldsmiths, Silversmiths, Jewellers			2			1	1			
6	135	117	24	3	285	Watchmakers, Clockmakers			1	1				1		
	20	18	10		48	Electrical Apparatus Makers			27	1	1	24	3			
3	31	50	24	5	113	Musical Instrument Makers			2			2				
	1	11	6	1	19	Other Workers			43	1	7	35	6	1		
						Dealers			2	1		2		1		

COUNTY OF LONDON—continued.

METROPOLITAN BOROUGH of POPLAR.

TABLE 35.—OCCUPATIONS (Condensed List) of MALES and FEMALES AGED 10 YEARS and upwards at FIVE GROUPS of AGES—continued.

AGES OF MALES 10 Years and upwards.						OCCUPATIONS AT AGES 10 YEARS AND UPWARDS.	AGES OF FEMALES 10 Years and upwards.						
10-	15-	25-	45-	65 and upwards.	Total Males.		Total Females.		10-	15-	25-	45-	65 and upwards.
							Un- married.	Married or Widowed.					
XII. BUILDING AND WORKS OF CONSTRUCTION.													
1. House Building, etc.													
7	218	378	324	85	1012	Carpenters, Joiners							
4	196	306	229	32	857	Bricklayers, Bricklayers' Labourers							
7	180	302	332	49	1070	Painters, Decorators, Glaziers							
6	113	120	56	6	305	Plumbers							
2	167	363	198	24	754	Others							
3	52	190	106	29	380	2. Other Works of Construction, and Roads...							
XIII. WOOD, FURNITURE, FITTINGS, AND DECORATIONS.													
1 and 2. Furniture, Fittings, etc.; Wood and Bark.													
3	135	181	96	20	435	Cabinet Makers	1	1	1				
2	66	80	23	5	176	French Polishers	13	9	13		4	5	1
1	29	33	16	1	80	Upholsterers	27	8	22		10	3	
60	579	531	317	46	1533	Other Workers	265	94	20	219	81	35	4
1	27	59	33	4	124	Dealers	3	7	1	6	2	1	
XIV. BRICK, CEMENT, POTTERY, AND GLASS.													
1. Brick, Cement, Pottery and Glass.													
6	80	68	20	1	175	Workers	16	4	1	15	2	2	
	4	16	3	1	24	Dealers	10	3		6	5	2	
XV. CHEMICALS, OIL, GREASE, SOAP, RESIN, ETC.													
1 and 3. Colouring Matter; Drugs, Chemicals, etc.													
1	23	45	18	3	90	Chemists, Druggists	14	1	12	2	1		
15	126	218	105	10	474	Others	134	18	109	38	4		
17	48	49	20		134	2. Explosives and Matches	486	109	41	415	114	20	2
4. Oil, Grease, Soap, Resin, etc.													
14	139	211	86	10	460	Workers	370	79	22	284	109	30	4
6	50	72	33	5	160	Dealers	15	8		11	5	6	1
XVI. SKINS, LEATHER, HAIR, AND FEATHERS.													
1. Skins and Leather													
3	49	78	35	7	172	2. Saddlery and Harness	47	19	2	40	10	4	1
1	30	31	18	3	83	3. Hair and Feathers	42	1		1	1		
3	23	57	28	2	113	4. Dealers in Skins, Leather, Hair, and Feathers	112	60	14	83	53	19	3
	9	9	6	2	35		4	2		3	2	1	
XVII. PAPER, PRINTS, BOOKS, AND STATIONERY.													
1 and 2. Paper and Stationery; Prints and Books.													
15	30	22	6	2	75	Paper Box, Paper Bag—Makers	303	78	24	312	79	26	
	19	30	5		54	Envelope Makers; Stationery Manufacture	72	5	5	58	12	2	
31	287	296	98	10	722	Printers, Lithographers	52	2	7	49	7		
4	32	40	20	4	120	Bookbinders	151	12	11	116	28		
21	201	184	53	10	469	Others	127	36	8	91	43	16	5
XVIII. TEXTILE FABRIC.													
1. Cotton and Flax													
	6	5	3		14	2. Wool and Worsted	2			1	1		
1	2	3	1	3	10	3. Silk	11	8		7	6	3	
16	93	82	63	15	269	4. Hemp and Other Fibrous Materials	237	82	7	201	68	42	1
1	11	16	5	1	34	5. Mixed or Unspecified Materials	92	21	6	33	41	11	2
	5	7	7		19	6. Bleaching, Printing, Dyeing, etc.	35	4	4	25	7	3	
	117	117	50	7	291	7. Dealers (Drapers and others)	223	19	6	154	71	9	2
XIX. DRESS.													
1. Dress.													
6	108	168	69	15	361	Tailors	1670	815	74	1285	693	355	78
	1	3	1		5	Milliners	174	18	10	128	36	17	1
	1	2			3	Dressmakers	876	249	33	588	304	174	26
1	20	23	9	2	55	Shirt Makers, Seamstresses	1057	495	35	807	407	215	88
5	112	372	222	57	768	Boot, Shoe, Slipper, Patten, Clog—Makers	162	94	13	123	86	32	2
	1	1			2	Artificial Flower Makers	14	6		12	3	4	1
9	98	119	39	4	289	Other Workers	225	54	10	158	84	23	4
6	69	92	28	9	201	Dealers	33	34		21	28	14	4
XX. FOOD, TOBACCO, DRINK, AND LODGING.													
1. Food.													
25	400	371	161	20	977	Workers	1006	111	72	915	174	40	6
51	503	857	378	34	1913	Dealers	299	160	12	230	137	86	4
2. Tobacco.													
5	38	45	24	6	118	Tobacco Manufacture	80	10	7	66	15	2	
1	19	35	18	4	77	Tobaccoists	26	13		19	10	10	
1	19	68	34	4	126	3. Makers of Spirituous Drinks							
4. Board, Lodging, etc.													
	12	66	62	8	148	Coffee, Eating, Lodging, Boarding—House Keepers	21	55		8	28	33	7
	17	212	93	13	335	Inn, Hotel—Keepers; Publicans, etc.	9	57		3	29	32	2
7	236	211	53	4	511	Cellarmen, Barmen	243	11	3	189	58	4	
5	60	27	12		104	Others in Inn, Hotel, Eating House—Service	271	11	3	234	44	1	
	5	9			14	Wine and Spirit Merchants, Agents	2			1	1		
XXI. GAS, WATER, AND ELECTRICITY SUPPLY, AND SANITARY SERVICE.													
1. Gas, Water, Electricity													
1	136	339	146	12	634	2. Sanitary Service		1				1	
2	11	48	32	3	96								
XXII. OTHER, GENERAL, AND UNDEFINED WORKERS AND DEALERS.													
1-4. About Animals; Sundry Industries; General Makers and Dealers; General Labourers, etc.													
11	105	122	85	23	346	General Shopkeepers, Dealers; Pawnbrokers	79	113	5	51	75	47	14
17	86	115	49	8	275	Costermongers, Hawkers, Street Sellers	13	30		11	11	19	2
45	1675	2520	1145	139	5544	General Labourers							
11	184	444	198	18	855	Engine Drivers, Stokers, Firemen (not Railway, Marine, or Agricultural)							
26	293	265	147	24	755	Others	301	65	14	263	80	26	4
XXIII. WITHOUT SPECIFIED OCCUPATIONS OR UNOCCUPIED													
Retired from Business (not Army, Navy, Church, Medicine)													
	1	6	350	1035	1412	Pensioners	71	557		1	3	109	515
	1	9	29	61	100	Living on own means	1	41		1	1	18	22
	6	26	61	122	218	Others aged 10 years and upwards (including Students)	159	547		9	116	226	355
7746	706	253	293	222	9220		12782	30694	8318	6138	17454	8733	2233

COUNTY OF LONDON—continued.

METROPOLITAN BOROUGH of ST. MARYLEBONE.

TABLE 35.—OCCUPATIONS (Condensed List) of MALES and FEMALES AGED 10 YEARS and upwards at FIVE GROUPS of AGES—*continued.*

AGES OF MALES 10 Years and upwards.						AGES OF FEMALES 10 Years and upwards.						
10-	15-	25-	45-	65 and upwards.	Total Males.	OCCUPATIONS AT AGES 10 YEARS AND UPWARDS.						
						Total Females.		10-	15-	25-	45-	65 and upwards.
						Un- married.	Married or Widowed.					
XII. BUILDING AND WORKS OF CONSTRUCTION.												
1. House Building, etc.												
3	155	297	225	44	724	Carpenters, Joiners	12					
1	113	357	156	22	649	Bricklayers, Bricklayers' Labourers						
5	107	999	639	60	1550	Painters, Decorators, Glaziers						
	145	144	51	10	310	Plumbers						
5	155	410	306	48	924	Others	12					1
	43	98	52	5	198	2. Other Works of Construction, and Roads...						
XIII. WOOD, FURNITURE, FITTINGS, AND DECORATIONS.												
1 and 2. Furniture, Fittings, etc.; Wood and Bark.												
1	43	94	106	23	267	Cabinet Makers	1					
1	83	72	44	10	191	French Polishers						
1	50	91	46	7	194	Upholsters	16	61	3	63	71	56
2	89	195	123	27	436	Other Workers	20	15	1	12	11	11
	31	120	97	10	258	Dealers	15	11		7	13	5
XIV. BRICK, CEMENT, POTTERY, AND GLASS.												
1. Brick, Cement, Pottery and Glass.												
1	17	40	23	1	82	Workers	4					
	9	25	16	3	53	Dealers	5	3	1	2	4	1
XV. CHEMICALS, OIL, GREASE, SOAP, RESIN, ETC.												
1 and 3. Colouring Matter; Drugs, Chemicals, etc.												
1	49	94	44	6	194	Chemists, Druggists	28	3	1	22	7	1
1	11	19	11	1	43	Others	18	1		13	5	1
	3				3	2. Explosives and Matches	2			1		1
	7	11	13	1	32	4. Oil, Grease, Soap, Resin, etc.						
	32	54	12	5	103	Workers	1	3		1	1	2
						Dealers	3	5		1	3	2
XVI. SKINS, LEATHER, HAIR, AND FEATHERS.												
	31	57	29	5	122	1. Skins and Leather	15	10	2	8	8	6
	33	74	54	10	168	2. Saddlery and Harness	4	2		3	1	2
	6	16	11	1	34	3. Hair and Feathers	13	9		4	8	9
	10	23	10	2	45	4. Dealers in Skins, Leather, Hair, and Feathers	1					1
XVII. PAPER, PRINTS, BOOKS, AND STATIONERY.												
1 and 2. Paper and Stationery; Prints and Books.												
1	9	1	3	1	7	Paper Box, Paper Bag—Makers	6	4	1	6	2	1
22	292	207	71	10	512	Envelope Makers; Stationery Manufacture	51	5	3	37	13	3
	14	16	9	2	41	Printers, Lithographers	32	2	1	22	8	2
9	101	182	86	16	391	Bookbinders	68	18	4	55	18	9
						Others	131	46	3	69	70	35
XVIII. TEXTILE FABRICS.												
	7	3	5	1	16	1. Cotton and Flax	1					1
2	2	6	3	1	14	2. Wool and Worsted	3	1		3	2	1
	1	7	5	1	14	3. Silk	3	8		3	2	6
	10	25	11	1	47	4. Hemp and Other Fibrous Materials	137	40	3	63	71	29
1	3	7	4	2	17	5. Mixed or Unspecified Materials	20	7		13	10	4
6	753	494	100	8	1361	6. Bleaching, Printing, Dyeing, etc.	961	28	3	587	375	22
						7. Dealers (Drapers and others)						2
XIX. DRESS.												
1. Dress.												
4	270	864	309	110	1647	Tailors	779	617	26	536	480	296
	1	3	2		6	Milliners	456	47	1	302	181	96
	6	18	7	1	32	Dressmakers	3653	905	94	1904	1708	729
	6	5	4	1	16	Shirt Makers, Seamstresses	291	288	19	90	140	218
7	92	251	271	79	700	Boot, Shoe, Slipper, Patten, Clog—Makers	41	24	2	21	26	14
					2	Artificial Flower Makers	21	11		5	11	12
3	78	194	47	9	331	Other Workers	206	59	3	111	88	53
1	91	109	37	8	246	Dealers	114	43	1	50	66	33
XX. FOOD, TOBACCO, DRINK, AND LODGING.												
1. Food.												
1	132	195	78	8	414	Workers	21	8		14	11	4
27	624	936	349	51	1987	Dealers	297	125	5	161	159	90
2. Tobacco.												
	2	8	4	1	15	Tobacco Manufacture	15	1	1	9	5	1
	15	44	20	2	81	Tobacconists	16	15		10	14	4
	15	29	14	1	59	3. Makers of Spirituous Drinks	1				1	
4. Board, Lodging, etc.												
	8	120	102	20	250	Coffee, Eating, Lodging, Boarding—House Keepers	206	239		10	162	236
	12	184	88	11	285	Inn, Hotel—Keepers; Publicans, etc.	30	44		3	49	19
4	288	232	51	2	567	Cellarmen, Barmen	267	16		179	100	4
	315	320	71	7	713	Others in Inn, Hotel, Eating House—Service	185	26	1	134	70	5
	8	43	23	4	78	Wine and Spirit Merchants, Agents	4	2		1	3	2
XXI. GAS, WATER, AND ELECTRICITY SUPPLY, AND SANITARY SERVICE.												
1. Gas, Water, Electricity												
	10	58	23		91	Workers						
	36	92	74	17	219	Dealers		8			2	2
2. Sanitary Service												
Workers												
Dealers												
XXII. OTHER, GENERAL, AND UNDEFINED WORKERS AND DEALERS.												
1-4. About Animals; Sundry Industries; General Makers and Dealers; General Labourers, etc.												
2	87	74	64	9	236	General Shopkeepers, Dealers; Pawnbrokers	131	45		84	54	34
3	46	81	60	9	199	Costermongers, Hawkers, Street Sellers	8	30		7	14	13
3	283	787	449	48	1570	General Labourers		1				1
	15	48	21		84	Engine Drivers, Stokers, Firemen (not Railway, Marine, or Agricultural)						
7	96	172	90	25	390	Others	42	19	1	30	19	9
XXIII. WITHOUT SPECIFIED OCCUPATIONS OR UNOCCUPIED Retired from Business (not Army, Navy, Church, Medicine)												
		19	294	702	1015	Pensioners	231	322		4	18	147
		8	27	23	58	Living on own means	4	5			1	2
	35	247	397	198	787	Others aged 10 years and upwards (including Students)	1156	1599		164	992	1062
3748	7089	306	150	116	5089		9168	15019	4578	4192	12175	5670

COUNTY OF LONDON—continued.

METROPOLITAN BOROUGH of ST. PANCRAS.

TABLE 35.—OCCUPATIONS (Condensed List) of MALES and FEMALES AGED 10 YEARS and upwards at FIVE GROUPS of AGES—continued.

AGES OF MALES 10 Years and upwards.						MALES. 114305		OCCUPIED AND UNOCCUPIED.		FEMALES. 121012		AGES OF FEMALES 10 Years and upwards.						
10-	15-	25-	45-	65 and upwards.	Total Males.	22880 91425	UNDER 10 YEARS. 10 YEARS AND UPWARDS.		23125 97887		Total Females.		10-	15-	25-	45-	65 and upwards.	
												Un- married	Married or Widowed.					
OCCUPATIONS AT AGES 10 YEARS AND UPWARDS.																		
10296	22996	36864	17323	3944	91425	TOTAL OCCUPIED AND UNOCCUPIED.						44578	53309	10451	23623	38446	19263	6104
8722	1376	605	1019	1578	13300	Retired or Unoccupied (Order XXIII.)						17986	43715	9576	8061	25814	13235	4995
1574	21622	36256	16304	2366	78125	Engaged in Occupations (Orders I.—XXII.)						26592	9604	875	15542	12632	6028	1109
I. GENERAL OR LOCAL GOVERNMENT OF THE COUNTRY.																		
86	574	632	154	10	1436	1. National Government						174	11		76	91	17	1
	118	646	132	15	911	2. Local Government						197	20		62	149	15	
II. DEFENCE OF THE COUNTRY.																		
1	315	367	29	10	722	1. Army (at Home)												
	8	6	7		21	2. Navy and Marines (Ashore and in Port)												
III. PROFESSIONAL OCCUPATIONS AND THEIR SUBORDINATE SERVICES.																		
	3	83	76	27	189	1. Clerical.												
	6	40	34	9	89	Clergymen, Priests, Ministers						71	21		5	47	39	10
Monks, Nuns, Scripture Readers; Church, Cemetery—Officers, etc.																		
	6	137	72	21	236	2. Legal.												
12	248	279	98	18	635	Barristers, Solicitors						10	1	1	5	3	2	
	12	169	74	16	271	Law Clerks												
		6	1		7	3. Medical.												
1	34	75	40	10	169	Physicians, Surgeons, General Practitioners						8	14			6	3	
	77	207	71	11	366	Midwives						3	11			8	9	
1	40	197	90	13	341	Sick Nurses, Invalid Attendants						488	363		92	419	265	75
	33	104	61	15	213	Others						39	9		17	23	7	1
9	282	894	346	61	1592	4. Teaching						813	94	5	307	465	116	14
						5. Literary and Scientific						42	12		7	35	11	1
						6. Engineers and Surveyors												
						7 and 8. Art, Music, Drama, etc.						555	196	13	292	342	91	13
IV. DOMESTIC OFFICES OR SERVICES.																		
6	151	275	55	8	495	1. Domestic Indoor Service.												
21	230	210	80	7	548	In Hotels, Lodging, and Eating Houses						403	162	3	241	249	96	15
1	53	194	70	9	329	Other Domestic Indoor Servants						7896	1172	236	4427	3191	1089	125
						2. Domestic Outdoor Service												
						3. Other Service.												
1	12	48	38	5	104	Charwomen						264	1620	2	167	707	990	168
7	223	542	264	33	1069	Laundry and Washing Service						776	1302	20	587	728	621	122
						Others						390	337		148	315	298	24
V. COMMERCIAL OCCUPATIONS.																		
	148	880	461	75	1564	1. Merchants, Agents, and Accountants						28	11	1	9	14	14	1
112	2609	1605	483	59	4288	2. Commercial or Business Clerks						1149	42	12	703	433	42	1
3	228	364	128	13	736	3 and 4. Dealers in Money; Insurance						20	5		12	11	1	1
VI. CONVEYANCE OF MEN, GOODS, AND MESSAGES.																		
29	1430	2233	936	52	4769	1. On Railways						21	17		7	18	12	1
7	462	1556	759	94	2878	2. On Roads.												
178	1522	1716	575	29	4029	Coachmen, Grooms (not Domestic); Cabmen						1	4			1	2	
1	118	494	181	16	810	Carmen, Carriers, Carters, Waggoners (not Farm)												
1	34	50	27	4	116	Others							2				1	1
	13	63	25	1	102	3. On Seas, Rivers, and Canals												
607	1354	742	338	74	3115	4. In Docks, Harbours, etc.												
3	223	534	156	16	932	5. In Storage, Portage, and Messages.						90	1	35	55	1		
						Messengers, Porters, Watchmen (not Railway or Government)												
						Others						124	3		76	45	6	
VII. AGRICULTURE.																		
2	46	126	112	27	313	1. On Farms, Woods, and Gardens.						50	16	1	40	25	8	1
	12	31	17	3	63	Gardeners (not Domestic); Nurserymen, Seedsmen, Florists												
						Others						1	1		1		1	
VIII. FISHING.																		
		1			1	1. In Fishing												
IX. IN AND ABOUT, AND DEALING IN THE PRODUCTS OF, MINES AND QUARRIES.																		
	20	56	24	1	101	1 and 2. Mines and Quarries.												
	3	38	22	9	92	Workers						1				1		
						Dealers						6	3	1	3	1	3	1
X. METALS, MACHINES, IMPLEMENTS, & CONVEYANCES.																		
	1	1			2	1 and 2. Iron, Steel, etc., Manufacture												
1	165	282	146	19	613	3. Engineering, and Machine Making.												
3	125	193	89	11	421	Blacksmiths, Strikers												
13	290	477	228	25	1033	Erectors, Fitters, Turners												
2	25	33	20	7	87	Others						9		1	8			
	14	27	16	3	60	4. Tools												
1	15	11	22	2	51	5. Types, Dies, Medals, Coins						3				1		
13	285	359	186	35	948	6. Arms						1	2			1		
	2	2	3		7	7. Miscellaneous Metal Trades						85	15	5	73	22		
3	217	389	232	30	871	8. Ships and Boats												
1	65	110	51	5	232	9. Vehicles						4	5	1	4	1	1	
						10. Dealers						11	5		4	6	6	
XI. PRECIOUS METALS, JEWELS, WATCHES, INSTRUMENTS, AND GAMES.																		
7	133	248	139	26	573	1-5. Prec. Metals, Jewel.,; Watches, Instrmts., Games.						59	6	1	43	15	6	
1	38	114	54	13	229	Goldsmiths, Silversmiths, Jewellers						1	2			2	1	
9	294	331	75	5	714	Watchmakers, Clockmakers						18		1	16	1		
31	673	848	461	97	2110	Electrical Apparatus Makers						99	10	4	82	16	7	
13	177	299	97	15	511	Musical Instrument Makers						309	24	37	290	79	15	
1	30	53	21	5	110	Other Workers						22	7		13	8		
						Dealers												

COUNTY OF LONDON—continued.

METROPOLITAN BOROUGH of ST. PANCRAS.

TABLE 35.—OCCUPATIONS (Condensed List) of MALES and FEMALES AGED 10 YEARS and upwards at FIVE GROUPS of AGES—continued.

AGES OF MALES 10 Years and upwards.						AGES OF FEMALES 10 Years and upwards.						
10-	15-	25-	45-	65 and upwards.	Total Males.	OCCUPATIONS AT AGES 10 YEARS AND UPWARDS.						
						Total Females.		10-	15-	25-	45-	65 and upwards.
						Un- married.	Married or Widowed.					
XII. BUILDING AND WORKS OF CONSTRUCTION.												
1. House Building, etc.												
12	371	737	538	96	1754							
	216	600	309	49	1174							
5	309	1245	875	100	2534							
8	183	296	124	13	584							
3	301	948	635	86	2065							
	34	144	102	20	300							
2. Other Works of Construction, and Roads...												
XIII. WOOD, FURNITURE, FITTINGS, AND DECORATIONS.												
1 and 2. Furniture, Fittings, etc.; Wood and Bark.												
6	271	577	305	60	1219							
6	383	497	168	21	1055							
4	149	254	146	27	580							
6	313	615	373	69	1376							
1	132	344	178	34	689							
XIV. BRICK, CEMENT, POTTERY, AND GLASS.												
1. Brick, Cement, Pottery and Glass.												
4	55	127	55	6	247							
	25	34	32	4	95							
XV. CHEMICALS, OIL, GREASE, SOAP, RESIN, ETC.												
1 and 3. Colouring Matter; Drugs, Chemicals, etc.												
4	68	134	57	1	264							
11	67	57	43	5	183							
	4	7	5		16							
2. Explosives and Matches												
3	34	32	18	1	88							
7	64	127	62	9	269							
4. Oil, Grease, Soap, Resin, etc.												
XVI. SKINS, LEATHER, HAIR, AND FEATHERS.												
12	52	122	77	8	269							
6	64	110	56	8	240							
1	18	25	20	5	70							
	16	24	18	2	60							
XVII. PAPER, PRINTS, BOOKS, AND STATIONERY.												
1 and 2. Paper and Stationery; Prints and Books.												
3	15	9	6	2	32							
3	38	96	25	10	124							
67	692	1007	418	50	2234							
4	83	111	57	17	272							
27	258	397	187	27	896							
XVIII. TEXTILE FABRICS.												
1	18	24	8	3	51							
	8	10	3	1	22							
	8	19	7	3	34							
2	12	29	17	67	125							
	27	12	12	53	104							
6	329	346	118	5	804							
XIX. DRESS.												
1. Dress.												
9	308	783	328	90	1527							
	4	2	6		12							
	17	8	29		54							
	15	8	1	31	65							
7	120	389	207	127	1000							
	5	8	17		30							
12	172	336	96	10	626							
4	136	227	71	13	451							
XX. FOOD, TOBACCO, DRINK, AND LODGING.												
1. Food.												
7	270	431	170	13	891							
63	1015	1617	388	77	3300							
4	14	25	13	3	59							
2	32	86	40	4	164							
	36	96	38	9	179							
	23	189	113	23	348							
	24	324	130	8	486							
8	529	541	120	4	1202							
3	477	546	79	4	1109							
	18	58	33	5	114							
XXI. GAS, WATER, AND ELECTRICITY SUPPLY, AND SANITARY SERVICE.												
1. Gas, Water, Electricity												
1	40	106	56	2	205							
	10	102	66	12	190							
XXII. OTHER, GENERAL, AND UNDEFINED WORKERS AND DEALERS.												
1-4. About Animals; Sundry Industries; General Makers and Dealers; General Labourers, etc.												
23	185	199	122	19	548							
25	65	134	65	11	300							
3	485	1146	375	50	2268							
	91	192	81	9	373							
18	247	381	205	39	890							
	29	444	916	1389								
	11	65	109	185								
	47	155	272	771								
8722	13259	410	238	256	10655							
XXIII. WITHOUT SPECIFIED OCCUPATIONS OR UNOCCUPIED												
Retired from Business (not Army, Navy, Church, Medicine)												

COUNTY OF LONDON—continued.

METROPOLITAN BOROUGH of SHOREDITCH.

TABLE 35.—OCCUPATIONS (Condensed List) of MALES and FEMALES AGED 10 YEARS and upwards at FIVE GROUPS of AGES—continued.

AGES OF MALES 10 Years and upwards.						MALES.	OCCUPIED AND UNOCCUPIED.	FEMALES.	AGES OF FEMALES 10 Years and upwards.							
10-	15-	25-	45-	65 and upwards.	Total Males.	58149	ALL AGES.	60488	Total Females.	10-	15-	25-	45-	65 and upwards.		
						13782	UNDER 10 YEARS.	13977								
						44367	10 YEARS AND UPWARDS.	46511								
OCCUPATIONS AT AGES 10 YEARS AND UPWARDS.																
5992	11512	16646	8252	1865	44367	TOTAL OCCUPIED AND UNOCCUPIED	...	20029	20482	6137	12381	16486	8747	2760
4846	452	272	467	900	6937	Retired or Unoccupied (Order XXIII.)	...	7501	19393	5316	3213	10673	5485	2207
1146	11060	16374	7785	1065	37430	Engaged in Occupations (Orders I.—XXII.)	...	12528	7089	821	9168	5813	3262	553
I. GENERAL OR LOCAL GOVERNMENT OF THE COUNTRY.																
28	113	130	22	2	235	1.	...	National Government	...	13	3	...	10	5	...	1
...	33	175	30	4	242	2.	...	Local Government	...	92	14	...	32	68	6	...
II. DEFENCE OF THE COUNTRY.																
...	46	34	1	...	81	1.	...	Army (at Home)
...	6	4	10	2.	...	Navy and Marines (Ashore and in Port)
III. PROFESSIONAL OCCUPATIONS AND THEIR SUBORDINATE SERVICES.																
...	2	30	7	4	43	1.	...	Clerical.
...	...	11	11	1	23	Clergymen, Priests, Ministers	...	49	12	...	2	28	25	6
...	Monks, Nuns, Scripture Readers; Church, Cemetery—Officers, etc.
...	...	1	1	...	2	2.	...	Legal.
2	34	24	19	3	82	Barristers, Solicitors	...	1	1
...	Law Clerks
...	1	20	11	...	32	3.	...	Medical.
...	Physicians, Surgeons, General Practitioners
...	Midwives	...	1	6	...	5	2
1	3	12	6	1	23	Sick Nurses, Invalid Attendants	...	55	142	...	10	59	89	39
...	Others
...	4. Teaching	...	69	7	...	38	29	6	1
...	5. Literary and Scientific
...	6. Engineers and Surveyors
6	37	106	47	5	201	7 and 8. Art, Music, Drama, etc.	...	54	22	2	32	29	13	...
IV. DOMESTIC OFFICES OR SERVICES.																
1	28	32	11	...	72	1.	...	Domestic Indoor Service.
4	22	22	12	2	62	In Hotels, Lodging, and Eating Houses	...	47	21	1	32	28	6	1
...	1	13	2	...	16	Other Domestic Indoor Servants	...	1156	339	52	721	435	237	41
...	2. Domestic Outdoor Service
1	11	31	19	2	64	3. Other Service.
1	67	161	106	21	356	Charwomen	...	153	836	...	45	378	469	87
...	Laundry and Washing Service	...	422	765	5	340	443	348	61
...	Others	...	80	125	...	30	94	74	7
V. COMMERCIAL OCCUPATIONS.																
...	50	145	88	8	291	1.	...	Merchants, Agents, and Accountants	...	8	2	1	4	4	...	1
25	483	248	77	12	845	2.	...	Commercial or Business Clerks	...	132	4	2	111	38	5	...
1	27	49	14	4	95	3 and 4.	...	Dealers in Money; Insurance	...	1	1
VI. CONVEYANCE OF MEN, GOODS, AND MESSAGES.																
4	92	160	65	2	324	1.	...	On Railways	...	1	1
1	101	421	155	11	689	2. On Roads.
129	894	1124	306	24	2177	Coachmen, Grooms (not Domestic); Cabmen
...	Carmen, Carriers, Carters, Waggoners (not Farm)...
...	Others
1	20	81	24	4	129	3. On Seas, Rivers, and Canals
1	13	30	17	5	66	4. In Docks, Harbours, etc.
1	28	151	109	5	294	5. In Storage, Portage, and Messages.
473	920	467	251	51	2162	Messengers, Porters, Watchmen (not Railway or Government)	...	128	3	53	75	2	1	...
6	123	162	60	4	355	Others	...	26	5	1	21	6	2	1
VII. AGRICULTURE.																
1	2	11	7	1	22	1.	...	On Farms, Woods, and Gardens.
...	Gardeners (not Domestic); Nurserymen, Seedsmen, Florists	...	22	9	...	19	8	3	1
...	1	7	3	1	12	Others
VIII. FISHING.																
...	1.	...	In Fishing
IX. IN AND ABOUT, AND DEALING IN THE PRODUCTS OF, MINES AND QUARRIES.																
...	13	25	16	...	54	1 and 2.	...	Mines and Quarries.
...	2	15	8	...	31	Workers	...	2	...	2
...	Dealers	...	1	4	...	1	3	1	...
X. METALS, MACHINES, IMPLEMENTS, & CONVEYANCES.																
...	2	2	4	1 and 2. Iron, Steel, etc., Manufacture
2	54	168	63	7	234	3.	...	Engineering, and Machine Making.
...	Blacksmiths, Strikers
4	188	286	135	9	622	Erectors, Fitters, Turners
4	38	41	22	4	109	Others
3	38	38	18	2	99	4. Tools	...	1	1	...	3
...	5. Types, Dies, Medals, Coins	...	12	1	1	11	1
36	271	316	130	20	773	6. Arms	...	1	1	...	1	1
...	7. Miscellaneous Metal Trades	...	136	23	6	123	24	5	1
4	72	103	67	4	250	8. Ships and Boats
2	49	45	30	3	129	9. Vehicles	...	5	1	...	6
...	10. Dealers	...	1	4	...	1	...	3	1
XI. PRECIOUS METALS, JEWELS, WATCHES, INSTRUMENTS, AND GAMES.																
...	82	84	42	5	213	1-5.	...	Prec. Metals, Jewels; Watches, Instrmnts; Games.
1	21	42	34	6	104	Goldsmiths, Silversmiths, Jewellers	...	19	3	2	12	8
3	76	88	14	1	182	Watchmakers, Clockmakers	...	4	2	...	3	1	1	1
6	57	60	24	6	153	Electrical Apparatus Makers	...	23	19	4	18	7	2	2
9	106	111	71	19	307	Musical Instrument Makers	1	1
...	Other Workers	...	77	29	3	67	22	10	4
...	5	12	22	Dealers	...	6	6	...	4	2	4	2

COUNTY OF LONDON—continued.

METROPOLITAN BOROUGH of SOUTHWARK

TABLE 35.—OCCUPATIONS (Condensed List) of MALES and FEMALES AGED 10 YEARS and upwards at FIVE GROUPS of AGES—*continued*.

AGES OF MALES 10 Years and upwards.						MALES.		OCCUPIED AND UNOCCUPIED.		FEMALES.		AGES OF FEMALES 10 Years and upwards.					
10-	15-	25-	45-	65 and upwards.	Total Males.	103290	ALL AGES.		102920	Total Females.		10-	15-	25-	45-	65 and upwards.	
						23690 79600	UNDER 10 YEARS. 10 YEARS AND UPWARDS.		23599 79321	Un- married.	Married or widowed.						
OCCUPATIONS AT AGES 10 YEARS AND UPWARDS.																	
10076	10620	81238	15396	3070	79600	TOTAL OCCUPIED AND UNOCCUPIED				33152	46169	10430	19795	30296	14861	30300	
8315	787	344	725	1227	11308	Retired or Unoccupied (Order XXIII.)				14088	37134	9523	6693	21771	10140	30000	
1761	19033	30894	14671	1843	68202	Engaged in Occupations (Orders I.—XXII.)				19064	9035	907	13102	8525	4721	8000	
I. GENERAL OR LOCAL GOVERNMENT OF THE COUNTRY.																	
102	378	471	136	6	1063	1. National Government				33	5		17	15	6		
1	124	797	114	5	951	2. Local Government				21	13		1	30	3		
II. DEFENCE OF THE COUNTRY.																	
	63	96	8		167	1. Army (at Home)											
	7	21	1	1	30	2. Navy and Marines (Ashore and in Port)											
III. PROFESSIONAL OCCUPATIONS AND THEIR SUBORDINATE SERVICES.																	
	4	55	27	9	93	1. Clerical.				92	16		3	59	40	6	
	7	26	23	7	63	Clergymen, Priests, Ministers											
						Monks, Nuns, Scripture Readers; Church, Cemetery—Officers, etc.											
		7	11	2	20	2. Legal.											
	164	123	39	7	361	Barristers, Solicitors				7			4	3			
						Law Clerks											
	2	66	25	5	99	3. Medical.				1	11			1	4	2	
		3			3	Physicians, Surgeons, General Practitioners											
	11	31	22	3	68	Midwives				319	310		87	296	215	71	
	41	53	21	1	117	Sick Nurses, Invalid Attendants				4	1		1				
	12	52	35	4	104	Others				344	42	3	171	158	41		
	9	21	6	6	42	4. Teaching				4	2			1	1		
9	167	495	190	26	797	5. Literary and Scientific											
						6. Engineers and Surveyors											
						7 and 8. Art, Music, Drama, etc.				239	155	9	169	168	44	4	
IV. DOMESTIC OFFICES OR SERVICES.																	
2	109	166	48	2	327	1. Domestic Indoor Service.				196	27	3	72	44	14		
14	87	77	31	4	213	In Hotels, Lodging, and Eating Houses				2872	633	144	1741	1069	466	94	
	9	33	7	1	50	Other Domestic Indoor Servants											
						2. Domestic Outdoor Service											
	13	28	24	5	71	3. Other Service.				192	1349	3	81	565	772	111	
18	162	434	247	34	885	Charwomen				747	1084	13	589	614	539	85	
						Laundry and Washing Service				274	269	2	128	247	141	16	
						Others											
V. COMMERCIAL OCCUPATIONS.																	
1	121	411	257	38	828	1. Merchants, Agents, and Accountants				17	14		7	12	11	1	
57	1468	593	327	31	2835	2. Commercial or Business Clerks				518	17	12	377	132	14		
	81	138	70	12	301	3 and 4. Dealers in Money; Insurance				13	5	1	5	8	4		
VI. CONVEYANCE OF MEN, GOODS, AND MESSAGES.																	
16	354	513	190	18	1091	1. On Railways				4	3		4	1	1	1	
2	311	1034	439	43	1899	2. On Roads.											
164	1668	1828	533	45	4238	Coachmen, Grooms (not Domestic); Cabmen				1	1				2		
	84	494	128	21	727	Carmen, Carriers, Carters, Wagoners (not Farm)				12	1		2	1			
1	72	159	78	11	312	Others					1						
	147	699	494	28	1278	3. On Seas, Rivers, and Canals											
716	1547	761	489	91	3634	4. In Docks, Harbours, etc.											
6	269	361	130	7	773	5. In Storage, Porters, and Messages.				195	6	48	57	3	1	2	
						Messengers, Porters, Watchmen (not Railway or Government)				32	7	2	47	8	2		
						Others											
VII. AGRICULTURE.																	
1	18	41	34	9	103	1. On Farms, Woods, and Gardens.				20	8		18	7	3		
	2	7			16	Gardeners (not Domestic); Nurserymen, Seedsmen, Florists				2	1			2	1		
						Others											
VIII. FISHING.																	
		1		1	2	1. In Fishing											
IX. IN AND ABOUT, AND DEALING IN THE PRODUCTS OF, MINES AND QUARRIES.																	
	32	80	40	2	154	1 and 2. Mines and Quarries.				33	1	2	31	1			
	8	21	22	3	54	Workers					3			2	1		
						Dealers											
	4	10	2		16	X. METALS, MACHINES, IMPLEMENTS, & CONVEYANCES.											
2	131	275	188	30	616	1 and 2. Iron, Steel, etc., Manufacture											
4	179	396	132	18	749	3. Engineering, and Machine Making.					1				1		
21	571	838	464	56	1950	Blacksmiths, Strikers							10				
	15	45	25	7	92	Erectors, Fitters, Turners				10	1		1	2	2		
	37	29	6	5	76	Others				2	3		1	3	1		
	8	18	6		33	4. Tools				5		1	3	1			
19	320	441	248	32	1060	5. Types, Dies, Medals, Coins											
	8	17	11	1	37	6. Arms				244	33	13	219	41	2	2	
	176	287	150	17	632	7. Miscellaneous Metal Trades				9	3	1	5	6			
1	105	136	61	6	399	8. Ships and Boats				6	3		3	4			
						9. Vehicles											
						10. Dealers											
XI. PRECIOUS METALS, JEWELS, WATCHES, INSTRUMENTS, AND GAMES.																	
1	40	52	37	1	131	1-3. Prec. Metals, Jewels; Watches, Instrmts.; Games.				15	5		10	5	3	2	
	22	51	39		107	Goldsmiths, Silversmiths, Jewellers				2	1		2	1			
9	179	247	41		478	Watchmakers, Clockmakers				18			17	1			
	29	46	39		109	Electrical Apparatus Makers											
4	88	144	83	9	328	Musical Instrument Makers				82	21	5	59	21	14	1	
	23	25	12		62	Other Workers				8	8		4	7	4		
						Dealers											

COUNTY OF LONDON—continued.

METROPOLITAN BOROUGH of SOUTHWARK.

TABLE 35.—OCCUPATIONS (Condensed List) of MALES and FEMALES AGED 10 YEARS and upwards at FIVE GROUPS of AGES—continued.

AGES OF MALES 10 Years and upwards.						AGES OF FEMALES 10 Years and upwards.						
10-	15-	25-	45-	65 and upwards.	Total Males.	Total Females.						
OCCUPATIONS AT AGES 10 YEARS AND UPWARDS.						Un- married.	Married or Widowed.	10-	15-	25-	45-	65 and upwards.
XII. BUILDING AND WORKS OF CONSTRUCTION.												
1. House Building, etc.												
11	270	513	467	68	1329							
5	268	684	361	44	1362							
1	187	608	494	53	1403							
1	111	205	86	13	416							
5	283	843	554	75	1760							
1	53	184	92	13	343							
2. Other Works of Construction, and Roads...												
XIII. WOOD, FURNITURE, FITTINGS, AND DECORATIONS.												
1 and 2. Furniture, Fittings, etc.; Wood and Bark.												
2	55	88	73	17	235	1	5	1				
1	47	99	47	14	207	12	8	13	5			
1	37	78	56	5	177	84	36	66	30			
10	306	641	415	39	1431	116	69	100	44			
1	41	109	62	12	224	13	10	2	8	5		
XIV. BRICK, CEMENT, POTTERY, AND GLASS.												
1. Brick, Cement, Pottery and Glass.												
3	76	196	83	8	336	17	7	1	14	5	4	
1	19	38	17	1	75	7	1	4	4			
XV. CHEMICALS, OIL, GREASE, SOAP, RESIN, ETC.												
1 and 2. Colouring Matter; Drugs, Chemicals, etc.												
5	112	111	35	2	265	80	8	5	60	22	1	
7	54	69	39	2	153	140	13	12	114	21	3	
1	9	9	3	1	22	16	5	1	13	4	3	
2. Explosives and Matches												
1. Oil, Grease, Soap, Resin, etc.												
1	49	67	50	4	162	33	16	31	16	2		
1	74	111	41	15	242	10	12	1	9	6	4	2
XVI. SKINS, LEATHER, HAIR, AND FEATHERS.												
6	250	415	210	30	911	273	247	23	210	194	90	3
1	47	108	57	16	228	10	7	1	6	4	5	1
6	98	133	123	25	445	174	155	7	126	119	69	8
1	18	39	23	9	89	3	1	1	2	1		
XVII. PAPER, PRINTS, BOOKS, AND STATIONERY.												
1 and 2. Paper and Stationery; Prints and Books.												
3	23	23	14	1	64	562	235	39	467	229	58	4
7	64	91	31	7	200	578	79	42	436	143	32	4
154	1557	2107	754	75	4647	397	30	46	329	43	9	1
16	199	289	127	12	643	1444	340	99	1070	498	141	6
39	319	440	184	21	1033	414	113	24	328	126	45	4
XVIII. TEXTILE FABRICS.												
1	5	17	3	1	27	6	5	1	6	5	1	1
1	1	5	4	1	11	14	2	4	20	4	1	1
1	21	49	47	8	125	68	77	3	55	43	41	3
1	17	15	16	2	45	224	50	18	149	72	30	5
1	3	10	13	3	29	13	7	6	8	4	2	2
8	478	367	104	18	975	371	44	18	232	118	25	2
XIX. DRESS.												
1. Dress.												
4	131	338	197	44	714	794	665	18	489	523	368	61
1	1	3	1	1	3	323	63	17	299	108	41	11
1	4	5	5	1	14	1338	579	48	842	656	329	62
3	67	40	18	5	133	1323	686	32	894	554	378	131
22	214	472	383	79	1170	328	74	23	259	78	33	9
1	3	9	6	1	18	44	40	2	28	21	26	7
12	188	311	130	25	696	344	161	14	237	145	90	19
10	161	218	81	17	487	87	68	3	56	48	34	14
XX. FOOD, TOBACCO, DRINK, AND LODGING.												
1. Food.												
16	341	582	249	32	1220	538	213	23	484	181	59	4
54	790	1422	628	60	2964	471	189	21	339	180	110	10
2. Tobacco.												
6	48	40	29	5	128	364	24	36	300	46	5	1
1	32	58	23	6	120	35	14	28	14	6	1	1
2	56	131	59	4	252	1	1	1	1	1	1	1
3. Makers of Spirituous Drinks												
4. Board, Lodging, etc.												
1	27	167	64	9	267	41	103	11	65	53	13	13
1	21	280	106	9	416	18	57	5	45	23	2	2
9	474	422	108	4	1017	363	44	3	248	148	8	1
12	173	222	78	5	490	597	34	3	451	172	5	1
1	7	15	9	3	34	1	1	1	1	1	1	1
XXI. GAS, WATER, AND ELECTRICITY SUPPLY, AND SANITARY SERVICE.												
1. Gas, Water, Electricity												
1	54	119	51	4	229	1	3	1	1	1	1	1
1	28	98	42	4	172	1	3	1	1	1	1	1
XXII. OTHER, GENERAL, AND UNDEFINED WORKERS AND DEALERS.												
1-4. About Animals; Sundry Industries; General Makers and Dealers; General Labourers, etc.												
17	210	333	148	18	726	135	150	6	87	101	75	16
16	240	498	298	43	1065	77	141	1	48	83	69	17
5	832	2230	1250	119	4451	1	1	1	1	1	1	1
1	78	268	128	15	489	1	1	1	1	1	1	1
15	256	312	169	30	782	257	98	18	223	83	30	1
XXIII. WITHOUT SPECIFIED OCCUPATIONS OR UNOCCUPIED												
Retired from Business (not Army, Navy, Church, Medicine)												
1	11	43	355	836	1265	122	532	6	26	177	465	16
1	11	76	68	153	313	5	17	1	1	1	5	16
1	8	32	105	131	276	250	740	27	176	367	420	16
8315	768	238	189	172	9702	13711	53825	9323	6660	21568	2001	2194

COUNTY OF LONDON—continued.

METROPOLITAN BOROUGH of STEPNEY.

TABLE 35.—OCCUPATIONS (Condensed List) of MALES and FEMALES AGED 10 YEARS and upwards at FIVE GROUPS of AGES—continued.

AGES OF MALES 10 Years and upwards.						MALES.		OCCUPIED AND UNOCCUPIED.		FEMALES.		AGES OF FEMALES 10 Years and upwards.					
10-	15-	25-	45-	65 and upwards.	Total Males.	150711	36856 113855	ALL AGES.	37071 110818	Total Females.	Un-married. Married or Widowed.	10-	15-	25-	45-	65 and upwards.	
OCCUPATIONS AT AGES 10 YEARS AND UPWARDS.																	
15292	30572	44571	19373	4047	113855	TOTAL OCCUPIED AND UNOCCUPIED.				48435	62382	15181	30061	40539	18714	5423	
12067	1344	552	785	1557	17205	Retired or Unoccupied (Order XXIII.)				20077	50205	13820	10228	29179	12880	4265	
2325	29228	44019	18588	2490	96650	Engaged in Occupations (Orders I.—XXII.)				28359	12087	1361	20733	11360	5834	1158	
I. GENERAL OR LOCAL GOVERNMENT OF THE COUNTRY.																	
31	254	275	105	10	725	1. National Government				31	3		19	13	1	1	
	148	569	94	12	823	2. Local Government				128	23		45	94	11	1	
II. DEFENCE OF THE COUNTRY.																	
	339	225	5	3	592	1. Army (at Home)											
	12	10	1		23	2. Navy and Marines (Ashore and in Port)											
III. PROFESSIONAL OCCUPATIONS AND THEIR SUBORDINATE SERVICES.																	
	4	107	56	13	180	1. Clerical.											
	6	53	38	12	129	Clergymen, Priests, Ministers				134	33		20	85	52	10	
						Monks, Nuns, Scripture Readers; Church, Cemetery—Officers, etc.											
						2. Legal.											
5	80	43	10	1	139	Barristers, Solicitors				3			3				
						Law Clerks											
	5	89	20	2	116	3. Medical.											
						Physicians, Surgeons, General Practitioners											
						Midwives				8	28			19	14	3	
	1	2	1	1	5	Sick Nurses, Invalid Attendants				515	325		161	495	194	50	
1	13	29	18	3	64	Others				2	1		1	2			
1	89	166	138	17	411	4. Teaching				561	55	13	325	231	43	4	
	21	32	12	8	73	5. Literary and Scientific				5	1		1	5			
	11	11	6		28	6. Engineers and Surveyors											
5	127	218	89	13	443	7 and 8. Art, Music, Drama, etc.				131	34	2	94	44	21	4	
IV. DOMESTIC OFFICES OR SERVICES.																	
	63	55	22	1	145	1. Domestic Indoor Service.											
7	45	45	11	3	111	In Hotels, Lodging, and Eating Houses				112	21	6	83	31	13		
	11	21	12	1	45	Other Domestic Indoor Servants				4284	966	176	2767	1544	705	118	
						2. Domestic Outdoor Service											
						3. Other Service.											
	23	36	22	9	90	Charwomen				412	1921	3	110	969	1073	178	
5	172	366	290	55	888	Laundry and Washing Service				610	1087	11	374	663	529	120	
						Others				368	235	2	133	221	125	22	
V. COMMERCIAL OCCUPATIONS.																	
7	281	562	296	47	1193	1. Merchants, Agents, and Accountants				9	15		3	16	5		
115	1626	890	257	43	2941	2. Commercial or Business Clerks				424	15	14	332	85	4	4	
2	86	181	54	8	331	3 and 4. Dealers in Money; Insurance				1	3		2				
VI. CONVEYANCE OF MEN, GOODS, AND MESSAGES.																	
12	269	375	174	23	883	1. On Railways				1	1		1		1		
						2. On Roads.											
3	189	536	251	25	1094	Coachmen, Grooms (not Domestic); Cabmen											
237	2277	2755	784	46	6999	Carmen, Carriers, Carters, Waggoners (not Farm)					5			2	2	1	
	46	206	46	5	303	Others					1				1		
13	748	1571	845	77	3254	3. On Seas, Rivers, and Canals				7	5			8	4		
10	838	3393	1915	170	6236	4. In Docks, Harbours, etc.											
						5. In Storage, Portage, and Messages.											
724	1379	696	405	78	3282	Messengers, Porters, Watchmen (not Railway or Government)				125	2	39	85	1	2		
11	290	544	210	12	1067	Others				54	2	1	45	8	2		
VII. AGRICULTURE.																	
	6	36	22	10	74	1. On Farms, Woods, and Gardens.											
	11	38	20	1	70	Gardeners (not Domestic); Nurserymen, Seedsmen, Florists				20	24		18	16	10		
						Others					1				1		
VIII. FISHING.																	
		2	4		6	1. In Fishing											
IX. IN AND ABOUT, AND DEALING IN THE PRODUCTS OF, MINES AND QUARRIES.																	
1	14	33	14		62	1 and 2. Mines and Quarries.											
	19	58	31	10	118	Workers				9	1		10				
						Dealers				1	5		1	2	3		
X. METALS, MACHINES, IMPLEMENTS, & CONVEYANCES.																	
						1 and 2. Iron, Steel, etc., Manufacture											
4	139	246	147	26	562	3. Engineering, and Machine Making.											
	71	168	113	11	363	Blacksmiths, Strikers											
14	349	483	263	46	1155	Erectors, Fitters, Turners											
	23	27	12	8	70	Others					1	2					
	11	13	7		31	4. Tools				4	1	2	2		1		
	11	18	19	5	55	5. Types, Dies, Medals, Coins											
27	426	483	211	34	1181	6. Arms					1			1			
	68	144	168	48	430	7. Miscellaneous Metal Trades				89	15	5	75	19	5		
	136	154	87	14	388	8. Ships and Boats				1	1			1	1		
1	53	76	34	8	172	9. Vehicles				4			4				
						10. Dealers				6	5		3	5	3		
XI. PRECIOUS METALS, JEWELS, WATCHES, INSTRUMENTS, AND GAMES.																	
10	139	162	29	8	348	1-5. Prec. Metals, Jewels; Watches, Instrmts.; Games.				10	1		8	2	1		
3	75	86	34	7	205	Goldsmiths, Silversmiths, Jewellers				2	1				1		
10	91	77	7	3	188	Watchmakers, Clockmakers				7			7				
4	45	33	14	4	102	Electrical Apparatus Makers				1							
6	68	65	36	10	205	Musical Instrument Makers				43	13	1	35	14	6		
	16	31	29	3	79	Other Workers				6	4		3	5			
						Dealers											

COUNTY OF LONDON—continued.

METROPOLITAN BOROUGH of STEPNEY.

TABLE 35.—OCCUPATIONS (Condensed List) of MALES and FEMALES AGED 10 YEARS and upwards at FIVE GROUPS of AGES—continued.

AGES OF MALES 10 Years and upwards.						OCCUPATIONS AT AGES 10 YEARS AND UPWARDS.	AGES OF FEMALES 10 Years and upwards.							
10-	15-	25-	45-	65 and upwards.	Total Males.		Total Females.			10-	15-	25-	45-	65 and upwards.
							Un- married.	Married or Widowed.						
XII. BUILDING AND WORKS OF CONSTRUCTION.														
1. House Building, etc.														
16	297	422	338	53	1146	Carpenters, Joiners
3	269	554	282	35	1083	Bricklayers, Bricklayers' Labourers	1	1	.	1	.	.	1	.
11	207	614	370	38	1290	Painters, Decorators, Glaziers
4	92	130	49	10	285	Plumbers	12	12	.	1	.	.	1	12
10	281	541	315	42	1189	Others
2	56	221	105	11	395	2. Other Works of Construction, and Roads
XIII. WOOD, FURNITURE, FITTINGS, AND DECORATIONS.														
1 and 2. Furniture, Fittings, etc.; Wood and Bark.														
43	871	941	219	30	2104	Cabinet Makers	7	4	1	7	2	.	.	1
9	157	134	37	2	339	French Polishers	16	9	.	12	8	.	5	.
13	163	116	37	6	335	Upholsterers	74	27	5	55	24	13	4	3
74	814	888	300	78	2114	Other Workers	158	69	14	131	51	28	3	3
.	75	105	79	11	270	Dealers	7	9	1	5	4	5	1	.
XIV. BRICK, CEMENT, POTTERY, AND GLASS.														
1. Brick, Cement, Pottery and Glass.														
6	63	88	42	6	205	Workers	15	5	.	13	5	2	.	.
3	29	53	18	4	107	Dealers	5	6	1	3	5	12	.	.
XV. CHEMICALS, OIL, GREASE, SOAP, RESIN, ETC.														
1 and 2. Colouring Matter; Drugs, Chemicals, etc.														
7	64	81	26	4	182	Chemists, Druggists	69	8	4	50	19	3	1	.
1	56	83	33	1	177	Others	109	5	8	84	19	2	1	.
2	7	16	1	2	28	2. Explosives and Matches	96	19	6	87	21	1	.	.
1. Oil, Grease, Soap, Resin, etc.														
6	109	124	49	8	296	Workers	111	44	5	88	39	20	3	3
5	73	103	62	12	255	Dealers	13	14	1	5	8	10	3	3
XVI. SKINS, LEATHER, HAIR, AND FEATHERS.														
11	275	457	269	25	977	1. Skins and Leather	369	88	21	318	86	29	3	3
11	85	101	35	5	237	2. Saddlery and Harness	5	3	2	2	2	2	.	.
6	89	102	44	4	245	3. Hair and Feathers	410	84	29	339	92	25	9	9
.	17	49	20	1	87	4. Dealers in Skins, Leather, Hair, and Feathers	9	1	.	8	2	.	.	.
XVII. PAPER, PRINTS, BOOKS, AND STATIONERY.														
1 and 2. Paper and Stationery; Prints and Books.														
7	50	46	17	1	130	Paper Box, Paper Bag—Makers	557	112	53	444	135	30	7	7
2	49	42	19	.	112	Envelope Makers; Stationery Manufacture	223	16	26	156	45	11	1	1
88	702	506	183	16	1555	Printers, Lithographers	116	7	11	82	36	3	.	.
12	118	103	54	6	293	Bookbinders	469	66	34	338	128	26	.	.
20	181	194	115	21	531	Others	254	71	12	189	82	34	8	8
XVIII. TEXTILE FABRICS.														
.	.	1	.	.	1	1. Cotton and Flax	3	3	.	2	3	1	.	.
.	3	17	7	2	29	2. Wool and Worsted	14	8	3	11	8	.	.	.
18	121	148	93	20	400	3. Silk	26	18	.	15	14	12	3	3
2	43	23	16	..	84	4. Hemp and Other Fibrous Materials	428	276	18	309	194	87	6	6
11	264	342	139	15	792	5. Mixed or Unspecified Materials	291	60	18	219	89	39	4	4
.	10	18	15	2	45	6. Bleaching, Printing, Dyeing, etc.	7	5	1	5	3	2	1	1
.	264	342	139	15	792	7. Dealers (Drapers and others)	249	47	9	165	95	23	4	4
XIX. DRESS.														
1. Dress.														
106	4296	6088	1288	195	12033	Tailors	6954	2657	329	5349	2362	1971	290	290
.	4	4	12	Milliners	360	47	30	287	86	29	5	5
1	7	28	5	2	43	Dressmakers	1459	506	62	1057	552	239	55	55
2	57	68	15	3	145	Shirt Makers, Seamstresses	1579	742	70	1138	565	383	165	165
70	1482	2903	767	128	5950	Boot, Shoe, Slipper, Patten, Clog—Makers	420	153	23	356	135	54	5	5
.	2	3	2	..	7	Artificial Flower Makers	39	10	2	24	17	6
26	660	903	199	49	1819	Other Workers	846	323	40	693	293	118	25	25
10	186	221	129	21	567	Dealers	71	75	5	42	42	52	5	5
XX. FOOD, TOBACCO, DRINK, AND LODGING.														
1. Food.														
29	568	873	313	49	1832	Workers	809	144	37	696	191	52	7	7
94	1204	2048	840	108	4294	Dealers	689	367	15	536	306	164	26	26
2. Tobacco.														
34	463	622	345	39	1503	Tobacco Manufacture	1679	198	130	1665	262	18	2	2
5	74	134	40	12	265	Tobaccoconists	25	29	3	18	23	6	4	4
1	98	227	141	6	473	3. Makers of Spirituous Drinks	1	.	.	1
.	34	165	109	11	319	4. Board, Lodging, etc.	31	116	.	13	62	63	9	9
.	45	459	204	22	730	Coffee, Eating, Lodging, Boarding—House Keeper	18	88	.	7	56	36	7	7
19	562	490	127	11	1299	Inn, Hotel—Keepers; Publicans, etc.	363	74	1	284	125	24	3	3
9	191	142	30	1	373	Cellarmen, Barmen	305	33	5	303	194	16	.	.
1	25	34	13	2	75	Others in Inn, Hotel, Eating House—Service	3	1	.	1	3	.	.	.
Wine and Spirit Merchants, Agents														
XXI. GAS, WATER, AND ELECTRICITY SUPPLY, AND SANITARY SERVICE.														
1. Gas, Water, Electricity														
1	56	219	109	13	398	2. Sanitary Service	3	9	1	1	5	5	.	.
17	55	105	53	7	237									
XXII. OTHER, GENERAL, AND UNDEFINED WORKERS AND DEALERS.														
1-4. About Animals; Sundry Industries; General Makers and Dealers; General Labourers, etc.														
27	212	338	243	50	879	General Shopkeepers, Dealers; Pawnbrokers	295	156	21	230	112	76	12	12
17	311	755	492	98	1673	Costermongers, Hawkers, Street Sellers	56	288	2	32	142	126	42	42
21	1222	2882	1561	169	5855	General Labourers	6	6	.	5	7	.	.	.
2	74	284	177	11	548	Engine Drivers, Stokers, Firemen (not Railway Marine, or Agricultural)
35	497	472	259	37	1210	Others	405	123	27	338	197	54	2	2
XXIII. WITHOUT SPECIFIED OCCUPATIONS OR UNOCCUPIED														
Retired from Business (not Army, Navy, Church Medicine)														
.	.	11	336	928	1275	Pensioners	151	747	.	2	9	183	704	704
.	.	7	65	86	158	Living on own means	8	50	.	1	3	10	44	44
.	9	45	62	143	259	Others aged 10 years and upwards (including Students)	198	665	.	23	129	318	393	393
12967	1335	489	322	600	15513		19720	48833	13820	10202	29038	12369	3124	3124

COUNTY OF LONDON—continued. METROPOLITAN BOROUGH of STOKE NEWINGTON.

TABLE 35.—OCCUPATIONS (Condensed List) of MALES and FEMALES AGED 10 YEARS and upwards at FIVE GROUPS of AGES—continued.

AGES OF MALES 10 Years and upwards.						MALES.		OCCUPIED AND UNOCCUPIED.		FEMALES.		AGES OF FEMALES 10 Years and upwards.						
10-	15-	25-	45-	65 and upwards.	Total Males.	22634	ALL AGES.	28613	4430 18204	UNDER 10 YEARS. 10 YEARS AND UPWARDS.	4432 24131	Total Females.		10-	15-	25-	45-	65 and upwards.
OCCUPATIONS AT AGES 10 YEARS AND UPWARDS.																		
1971	4567	7225	3506	935	18204	...	TOTAL OCCUPIED AND UNOCCUPIED. ...				12753	11378	2201	6425	9322	4562	1621	
1711	341	116	316	446	2930	...	Retired or Unoccupied (Order XXIII.) ...				5497	10030	2050	2250	6260	3509	1439	
260	4226	7109	3190	489	15274	...	Engaged in Occupations (Orders I.—XXII.) ...				7296	1348	151	4175	3053	1053	182	
I. GENERAL OR LOCAL GOVERNMENT OF THE COUNTRY.																		
14	149	261	64	5	493	1	1. National Government ...				77	5	...	39	40	3	...	
1	27	127	28	4	187	1	2. Local Government ...				1	1	...	
II. DEFENCE OF THE COUNTRY.																		
...	16	10	...	1	27	...	1. Army (at Home)	
...	...	2	2	...	2. Navy and Marines (Ashore and in Port)	
III. PROFESSIONAL OCCUPATIONS AND THEIR SUBORDINATE SERVICES.																		
...	1	20	19	9	49	...	1. Clerical.				
...	1	17	11	5	34	...	Clergymen, Priests, Ministers ...				39	2	...	3	31	5	2	
...	Monks, Nuns, Scripture Readers; Church, Cemetery—Officers, etc.				
...	3	20	21	4	58	...	2. Legal.				
6	73	79	42	7	207	...	Barristers, Solicitors ...				4	3	1	
...	...	29	15	3	47	...	3. Medical.				
...	Physicians, Surgeons, General Practitioners ...				1	1	2	
...	Midwives ...				1	1	
...	Sick Nurses, Invalid Attendants ...				84	85	...	14	72	61	22	
...	9	19	6	1	35	...	Others ...				6	1	...	1	3	3	...	
1	37	75	33	3	149	...	4. Teaching ...				354	44	2	124	217	52	3	
...	8	35	16	1	60	...	5. Literary and Scientific ...				3	1	...	1	3	
...	8	28	26	5	67	...	6. Engineers and Surveyors	
1	53	133	61	10	238	...	7 and 8. Art, Music, Drama, etc. ...				126	32	1	56	76	24	1	
IV. DOMESTIC OFFICES OR SERVICES.																		
2	2	4	4	1	13	...	1. Domestic Indoor Service.				
1	13	9	1	1	25	...	In Hotels, Lodging, and Eating Houses ...				5	3	2	
...	12	29	18	1	60	...	Other Domestic Indoor Servants ...				3074	187	68	1878	1037	237	41	
...	2. Domestic Outdoor Service	
...	5	17	13	4	39	...	3. Other Service.				38	140	...	13	67	84	14	
...	14	51	24	4	96	...	Charwomen ...				177	169	3	109	132	110	22	
...	Laundry and Washing Service ...				36	26	...	8	27	23	4	
...	Others	
V. COMMERCIAL OCCUPATIONS.																		
...	101	481	394	48	934	...	1. Merchants, Agents, and Accountants ...				3	2	2	3	...	
39	983	868	272	27	2154	...	2. Commercial or Business Clerks ...				423	10	3	261	166	8	...	
1	177	243	91	13	525	...	3 and 4. Dealers in Money; Insurance ...				11	...	4	10	
VI. CONVEYANCE OF MEN, GOODS, AND MESSAGES.																		
2	35	76	45	1	159	...	1. On Railways ...				1	1	
...	2. On Roads.				
2	48	101	42	6	202	...	Coachmen, Grooms (not Domestic); Cabmen				
7	94	138	42	2	283	...	Carmen, Carriers, Carters, Waggoners (not Farm)	1	1	
...	20	121	36	3	180	...	Others ...				1	1	
...	5	14	10	1	30	...	3. On Seas, Rivers, and Canals	
...	6	12	8	4	30	...	4. In Docks, Harbours, etc.	
90	188	55	35	3	371	...	5. In Storage, Portage, and Messages.				
4	60	66	24	1	155	...	Messengers, Porters, Watchmen (not Railway or Government)				5	5	
...	Others ...				53	1	...	38	12	4	...	
VII. AGRICULTURE.																		
...	11	33	38	13	95	...	1. On Farms, Woods, and Gardens.				9	3	...	5	6	...	1	
...	Gardeners (not Domestic); Nurserymen, Seedsmen, Florists				
...	...	1	3	...	4	...	Others	
VIII. FISHING.																		
...	1. In Fishing	
IX. IN AND ABOUT, AND DEALING IN THE PRODUCTS OF, MINES AND QUARRIES.																		
...	2	4	5	...	11	...	1 and 2. Mines and Quarries.				
...	2	8	8	7	25	...	Workers ...				1	1	
...	Dealers	
X. METALS, MACHINES, IMPLEMENTS, & CONVEYANCES.																		
...	1 and 2. Iron, Steel, etc., Manufacture				
...	16	21	21	2	60	...	3. Engineering, and Machine Making.				
...	8	20	6	...	34	...	Blacksmiths, Strikers	
3	74	77	39	2	195	...	Erectors, Fitters, Turners ...				1	1	...	1	...	1	...	
...	6	10	5	1	22	...	Others	
...	4	12	6	2	24	...	4. Tools ...				4	1	...	3	2	
...	3	4	2	...	9	...	5. Types, Dies, Medals, Coins	
1	40	54	33	1	129	...	6. Arms	
...	1	3	2	...	6	...	7. Miscellaneous Metal Trades ...				20	3	...	19	3	1	...	
1	39	72	25	3	140	...	8. Ships and Boats	
...	16	57	13	2	88	...	9. Vehicles	
...	10. Dealers ...				5	2	...	2	3	1	1	
XI. PRECIOUS METALS, JEWELS, WATCHES, INSTRUMENTS, AND GAMES.																		
4	41	69	51	5	170	...	1-5. Prec. Metals, Jewels; Watches, Instrmts.; Games.				11	1	1	8	2	1	...	
1	7	15	27	4	54	...	Goldsmiths, Silversmiths, Jewellers				1	1	2	
1	47	52	11	...	111	...	Watchmakers, Clockmakers				
2	51	55	33	4	145	...	Electrical Apparatus Makers				1	1	
...	39	47	15	5	97	...	Musical Instrument Makers				19	2	1	11	8	1	...	
...	8	21	14	5	48	...	Other Workers ...				6	4	...	3	4	2	...	
...	Dealers	

COUNTY OF LONDON—continued.

METROPOLITAN BOROUGH of STOKE NEWINGTON.

TABLE 35.—OCCUPATIONS (Condensed List) of MALES and FEMALES AGED 10 YEARS and upwards at FIVE GROUPS of AGES—continued.

AGES OF MALES 10 Years and upwards.						AGES OF FEMALES 10 Years and upwards.						
10-	15-	25-	45-	65 and upwards.	Total Males.	OCCUPATIONS AT AGES 10 YEARS AND UPWARDS.						
						Total Females.		10-	15-	25-	45-	65 and upwards.
						Un- married.	Married or Widowed.					
XII. BUILDING AND WORKS OF CONSTRUCTION.												
1. House Building, etc.												
2	99	145	103	18	367	Carpenters, Joiners						
1	42	83	54	8	188	Plumbers, Bricklayers' Labourers						
2	59	200	98	11	369	Painters, Decorators, Glaziers						
2	39	59	25		127	Plumbers						
69	184	125			460	Others						
2	15	11			30	2. Other Works of Construction, and Roads						
XIII. WOOD, FURNITURE, FITTINGS, AND DECORATIONS.												
1 and 2. Furniture, Fittings, etc.; Wood and Bark.												
2	59	100	53	9	223	Cabinet Makers						
1	15	20	5	4	42	French Polishers						
2	17	48	18	4	87	Upholsterers						
2	39	72	38	7	156	Other Workers						
1	16	56	26	2	100	Dealers						
XIV. BRICK, CEMENT, POTTERY, AND GLASS.												
1. Brick, Cement, Pottery and Glass.												
24	24	9	1		58	Workers						
3	15	4	1		23	Dealers						
XV. CHEMICALS, OIL, GREASE, SOAP, RESIN, ETC.												
1 and 3. Colouring Matter; Drugs, Chemicals, etc.												
23	36	19	5		83	Chemists, Druggists						
2	13	13			30	Others						
3	3				3	2. Explosives and Matches						
9	17	13	1		40	4. Oil, Grease, Soap, Resin, etc.						
21	47	14	2		86	Workers						
2	21	47	14	2	86	Dealers						
XVI. SKINS, LEATHER, HAIR, AND FEATHERS.												
5	38	72	31	1	147	1. Skins and Leather						
1	6	13	12	1	33	2. Saddlery and Harness						
4	10	6	2		22	3. Hair and Feathers						
3	13	12			28	4. Dealers in Skins, Leather, Hair, and Feathers						
XVII. PAPER, PRINTS, BOOKS, AND STATIONERY.												
1 and 2. Paper and Stationery; Prints and Books.												
5	12	12	8	3	29	Paper Box, Paper Bag-Makers						
13	140	311	104	21	589	Envelope Makers; Stationery Manufacture						
2	18	56	19	2	97	Printers, Lithographers						
3	51	127	63	9	253	Bookbinders						
2	51	127	63	9	253	Others						
XVIII. TEXTILE FABRICS.												
1	1	1	3		5	1. Cotton and Flax						
1	4	7	2	2	16	2. Wool and Worsted						
1	1	4	1	1	7	3. Silk						
7	8	9	2		26	4. Hemp and Other Fibrous Materials						
1	6	2			9	5. Mixed or Unspecified Materials						
109	157	61	11		331	6. Bleaching, Printing, Dyeing, etc.						
2	109	157	61	11	331	7. Dealers (Drapers and others)						
XIX. DRESS.												
1. Dress.												
32	100	44	8		194	Tailors						
4	8	3			15	Milliners						
1	7	5			13	Dressmakers						
15	33	8	3		59	Shirt Makers, Seamstresses						
29	75	32	9		165	Boot, Shoe, Slipper, Patten, Clog-Makers						
1	7	4	2		14	Artificial Flower Makers						
27	72	39	1		132	Other Workers						
1	61	82	37	3	184	Dealers						
XX. FOOD, TOBACCO, DRINK, AND LODGING.												
1. Food.												
57	79	24	5		168	Workers						
13	200	466	170	30	969	Dealers						
2. Tobacco.												
3	8	13	4		28	Tobacco Manufacture						
9	28	13	1		51	Tobaccoists						
5	8	3	1		17	3. Makers of Spirituous Drinks						
4. Board, Lodging, etc.												
4	20	15	2		41	Coffee, Eating, Lodging, Boarding—House Keepers						
6	42	22	1		71	Inn, Hotel—Keepers; Publicans, etc.						
38	41	10	2		91	Cellarmen, Barmen						
12	17	8	1		38	Others in Inn, Hotel, Eating House—Service						
4	15	11	4		34	Wine and Spirit Merchants, Agents						
XXI. GAS, WATER, AND ELECTRICITY SUPPLY, AND SANITARY SERVICE.												
1. Gas, Water, Electricity												
14	52	19	1		86	2. Sanitary Service						
4	4	5	1		19							
XXII. OTHER, GENERAL, AND UNDEFINED WORKERS AND DEALERS.												
1-4. About Animals; Sundry Industries; General Makers and Dealers; General Labourers, etc.												
22	23	13	4		68	General Shopkeepers, Dealers; Pawnbrokers						
7	4	5	1		21	Costermongers, Hawkers, Street Sellers						
1	47	90	42	6	186	General Labourers						
7	13	10	2		32	Engine Drivers, Stokers, Firemen (not Railway, Marine, or Agricultural)						
4	40	67	26	8	145	Others						
XXIII. WITHOUT SPECIFIED OCCUPATIONS OR UNOCCUPIED												
Retired from Business (not Army, Navy, Church, Medicine)												
15	138	274	427		427	Pensioners						
10	29	91	95		225	Living on own means						
1711	331	79	70	39	2241	Others aged 19 years and upwards (including Students)						

COUNTY OF LONDON—continued.

METROPOLITAN BOROUGH of WANDSWORTH.

TABLE 35.—OCCUPATIONS (Condensed List) of MALES and FEMALES AGED 10 YEARS and upwards at FIVE GROUPS of AGES.—continued.

AGES OF MALES 10 Years and upwards.						MALES.	OCCUPIED AND UNOCCUPIED.	FEMALES.	AGES OF FEMALES 10 Years and upwards.						
10-	15-	25-	45-	65 and upwards.	Total Males.	103706	ALL AGES.	128298	Total Females.	10-	15-	25-	45-	65 and upwards.	
						23350 80416	UNDER 10 YEARS. 10 YEARS AND UPWARDS.	23027 104641	Un- married. Married or Widowed.						
OCCUPATIONS AT AGES 10 YEARS AND UPWARDS.															
9092	19043	32226	15132	4023	80416	...	TOTAL OCCUPIED AND UNOCCUPIED	...	54642	49999	10859	27378	41487	18832	6085
8818	2138	1051	1648	2286	15941	...	Retired or Unoccupied (Order XXIII.)	...	25771	44493	10258	10803	29176	14654	5373
1174	18005	31175	13484	1737	64475	...	Engaged in Occupations (Orders I.—XXII.)	...	28871	5506	601	16575	12311	4178	712
I. GENERAL OR LOCAL GOVERNMENT OF THE COUNTRY.															
35	551	1068	434	20	2118	1	National Government	...	236	10	...	137	110	19	...
...	108	568	145	8	829	2	Local Government	...	40	12	...	13	35	4	...
II. DEFENCE OF THE COUNTRY.															
...	58	165	67	28	258	1	Army (at Home)
...	17	29	27	11	84	2	Navy and Marines (Ashore and in Port)
III. PROFESSIONAL OCCUPATIONS AND THEIR SUBORDINATE SERVICES.															
...	5	103	160	43	251	1	Clerical.
...	10	58	48	7	123	...	Clergymen, Priests, Ministers Monks, Nuns, Scripture Readers; Church, Cemetery— Officers, etc.	...	123	12	...	40	66	24	5
...	15	280	136	40	471	...	Legal.
9	245	332	142	13	741	...	Barristers, Solicitors Law Clerks	...	19	4	5	1	...
...	8	171	86	27	292	...	Medical.
...	3	25	9	...	37	...	Physicians, Surgeons, General Practitioners Midwives	...	6	3	12	...	6	6	1
...	18	79	31	4	132	...	Sick Nurses, Invalid Attendants Others	...	571	396	...	116	498	235	58
2	121	361	115	10	609	...	Teaching	...	19	6	...	6	11	8	...
...	65	261	118	13	457	...	Literary and Scientific	...	1542	164	6	555	921	203	21
...	69	277	151	21	518	...	Engineers and Surveyors	...	53	9	...	11	40	9	2
14	233	701	269	40	1277	...	7 and 8. Art, Music, Drama, etc.	...	519	148	5	232	342	80	8
IV. DOMESTIC OFFICES OR SERVICES.															
2	17	19	5	...	43	1	Domestic Indoor Service.	...	66	7	4	41	23	4	1
29	142	138	65	6	380	...	In Hotels, Lodging, and Eating Houses Other Domestic Indoor Servants	...	16131	1006	467	9460	5787	1302	181
5	310	603	376	65	1449	...	Domestic Outdoor Service Other Service.
...	59	106	54	15	239	...	Charwomen	...	144	545	4	57	239	230	46
...	92	281	165	27	565	...	Laundry and Washing Service Others	...	1551	1419	39	1203	913	689	126
...	515	179	1	244	272	138	39
V. COMMERCIAL OCCUPATIONS.															
...	175	1574	833	99	2681	1	Merchants, Agents, and Accountants	...	25	9	...	9	20	5	...
90	2437	2472	637	69	5696	2	Commercial or Business Clerks	...	1694	24	7	701	377	31	2
3	555	907	297	27	1789	3 and 4.	Dealers in Money; Insurance	...	42	5	...	17	27	3	...
VI. CONVEYANCE OF MEN, GOODS, AND MESSAGES.															
31	526	705	316	22	1600	1	On Railways	...	3	5	...	2	2	2	2
6	201	536	256	26	1019	2	On Roads.
31	562	811	223	22	1709	...	Coachmen, Grooms (not Domestic); Cabmen Carmen, Carriers, Carters, Waggoners (not Farm)...	1	1
1	111	628	139	13	962	...	Others	...	2	1	1
1	97	153	71	8	330	3	On Seas, Rivers, and Canals	...	1	1
...	21	79	32	3	135	4	In Docks, Harbours, etc.
434	611	213	134	20	1412	5	In Storage, Portage, and Messages. Messengers, Porters, Watchmen (not Railway or Government)	1	4
4	155	257	68	4	488	...	Others	...	120	2	...	84	34	4	...
VII. AGRICULTURE.															
15	137	327	324	87	890	1	On Farms, Woods, and Gardens. Gardeners (not Domestic); Nurserymen, Seedsmen, Florists	...	53	12	1	34	29	9	1
...	39	62	29	12	133	...	Others	...	2	1	1
VIII. FISHING.															
...	1	...	1	1	In Fishing
IX. IN AND ABOUT, AND DEALING IN THE PRODUCTS OF, MINES AND QUARRIES.															
...	10	22	16	3	51	1 and 2.	Mines and Quarries.	...	1	1
...	10	40	27	3	80	...	Workers Dealers	1	1	...
X. METALS, MACHINES, IMPLEMENTS, & CONVEYANCES.															
...	7	16	1	1	25	1 and 2.	Iron, Steel, etc., Manufacture
3	129	225	126	17	500	3.	Engineering, and Machine Making.
3	163	271	89	4	530	...	Blacksmiths, Strikers	1	1
13	341	510	294	28	1096	...	Erectors, Fitters, Turners Others	1	2	1	...
...	10	27	8	3	48	4.	Tools	...	2
...	6	14	4	1	25	5.	Types, Dies, Medals, Coins
...	8	17	9	1	35	6.	Arms	...	1	1
5	64	133	53	15	270	7.	Miscellaneous Metal Trades
2	14	37	19	6	78	8.	Ships and Boats	...	63	4	1	54	10	2	...
3	172	390	140	16	640	9.	Vehicles
4	87	176	63	4	334	10.	Dealers	1	3
XI. PRECIOUS METALS, JEWELS, WATCHES, INSTRUMENTS, AND GAMES.															
1	35	127	62	6	231	1-5.	Prec. Metals, Jewels; Watches, Instrmts.; Games.	...	11	4	7
1	29	84	37	4	155	...	Goldsmiths, Silversmiths, Jewellers
5	227	292	48	...	572	...	Watchmakers, Clockmakers	...	1	1	...	1	...	1	...
3	71	95	35	8	212	...	Electrical Apparatus Makers	...	18	1	1	16	2
2	78	112	41	4	237	...	Musical Instrument Makers	...	1	1
...	16	49	13	1	79	...	Other Workers Dealers	...	8	6	2
...	19	3	...	11	8	1	2

COUNTY OF LONDON—continued.

METROPOLITAN BOROUGH of WANDSWORTH.

TABLE 35.—OCCUPATIONS (Condensed List) of MALES and FEMALES AGED 10 YEARS and upwards at FIVE GROUPS of AGES—*continued.*

AGES OF MALES 10 Years and upwards.						AGES OF FEMALES 10 Years and upwards.						
10-	15-	25-	45-	65 and upwards.	Total Males.	Total Females.		10-	15-	25-	45-	65 and upwards.
OCCUPATIONS AT AGES 10 YEARS AND UPWARDS.												
XII. BUILDING AND WORKS OF CONSTRUCTION.												
1. House Building, etc.												
8	675	1015	365	86	2319							
7	587	933	401	30	1938							
8	391	918	511	53	1791							
23	363	310	103	2	831							
15	565	1258	719	82	2639							
1	39	294	133	16	383							
Carpenters, Joiners												
Bricklayers, Bricklayers' Labourers												
Painters, Decorators, Glaziers												
Plumbers												
Others												
2. Other Works of Construction, and Roads												
XIII. WOOD, FURNITURE, FITTINGS, AND DECORATIONS.												
1 and 2. Furniture, Fittings, etc.; Wood and Bark.												
1	32	58	35	8	134							
	31	33	20	4	88							
	43	74	42	3	162							
44	233	215	143	12	607							
	77	194	109	9	389							
Cabinet Makers												
French Polishers												
Upholsterers												
Other Workers												
Dealers												
XIV. BRICK, CEMENT, POTTERY, AND GLASS.												
1. Brick, Cement, Pottery and Glass.												
3	50	77	37	2	169							
	7	33	31	2	73							
Workers												
Dealers												
XV. CHEMICALS, OIL, GREASE, SOAP, RESIN, ETC.												
1 and 2. Colouring Matter; Drugs, Chemicals, etc.												
5	61	148	54	6	274							
4	15	35	27	5	86							
	10	13	4		27							
Chemists, Druggists												
Others												
2. Explosives and Matches												
4. Oil, Grease, Soap, Resin, etc.												
14	61	102	72	5	257							
11	42	100	42	5	200							
Workers												
Dealers												
XVI. SKINS, LEATHER, HAIR, AND FEATHERS.												
7	55	83	41	5	191							
2	39	66	32	9	148							
	4	13	4	1	22							
	3	49	33	2	78							
Skins and Leather												
Saddlery and Harness												
Hair and Feathers												
Dealers in Skins, Leather, Hair, and Feathers												
XVII. PAPER, PRINTS, BOOKS, AND STATIONERY.												
1 and 2. Paper and Stationery; Prints and Books.												
3	13	8	3	2	29							
	8	28	12	3	51							
20	284	508	199	22	1123							
2	22	37	19	7	87							
19	189	413	182	27	830							
Paper Box, Paper Bag—Makers												
Envelope Makers; Stationery Manufacture												
Printers, Lithographers												
Bookbinders												
Others												
XVIII. TEXTILE FABRICS.												
1. Cotton and Flax												
2. Wool and Worsted												
3. Silk												
4. Hemp and Other Fibrous Materials												
5. Mixed or Unspecified Materials												
6. Bleaching, Printing, Dyeing, etc.												
7. Dealers (Drapers and others)												
XIX. DRESS.												
1. Dress.												
8	144	339	169	33	603							
	5	5	3		13							
	4	9	4		17							
	10	26	16	2	54							
11	146	247	158	38	600							
			1		1							
7	79	206	65	13	370							
8	168	273	88	8	545							
Tailors												
Milliners												
Dressmakers												
Shirt Makers, Seamstresses												
Boot, Shoe, Slipper, Patten, Clog—Makers												
Artificial Flower Makers												
Other Workers												
Dealers												
XX. FOOD, TOBACCO, DRINK, AND LODGING.												
1. Food.												
12	268	320	128	12	740							
94	1188	1876	619	74	3881							
Workers												
Dealers												
2. Tobacco.												
2	1	12	4		19							
	31	91	36	6	158							
	52	94	43	5	194							
Tobacco Manufacture												
Tobacconists												
3. Makers of Spirituous Drinks												
4. Board, Lodging, etc.												
	5	82	58	6	151							
	20	192	112	10	334							
4	152	171	43	2	372							
1	54	56	29	3	134							
1	27	103	62	11	204							
Coffee, Eating, Lodging, Boarding—House Keepers												
Inn, Hotel—Keepers; Publicans, etc.												
Cellarmen, Barmen												
Others in Inn, Hotel, Eating House—Service												
Wine and Spirit Merchants, Agents												
XXI. GAS, WATER, AND ELECTRICITY SUPPLY, AND SANITARY SERVICE.												
1. Gas, Water, Electricity												
	83	273	94	8	438							
	12	72	51	14	149							
2. Sanitary Service												
XXII. OTHER, GENERAL, AND UNDEFINED WORKERS AND DEALERS.												
1-4. About Animals; Sundry Industries; General Makers and Dealers; General Labourers, etc.												
10	113	133	65	13	334							
22	69	102	51	9	233							
14	612	1249	685	39	2689							
	76	225	78	6	385							
Costermongers, Hawkers, Street Sellers												
General Labourers												
Engine Drivers, Stokers, Firemen (not Railway, Marine, or Agricultural)												
9	128	240	127	8	512							
Others												
XXIII. WITHOUT SPECIFIED OCCUPATIONS OR UNOCCUPIED												
Retired from Business (not Army, Navy, Church, Medicine)												
	70	321	910	1500	2861							
		13	78	77	168							
	26	256	387	304	1043							
					11899							
8818	2032	461	273	285	11899							
Pensioners												
Living on own means												
Others aged 10 years and upwards (including Students)												

COUNTY OF LONDON—continued. METROPOLITAN BOROUGH OF WESTMINSTER (CITY).

TABLE 35.—OCCUPATIONS (Condensed List) of MALES and FEMALES AGED 10 YEARS and upwards at FIVE GROUPS of AGES.—continued.

AGES OF MALES 10 Years and upwards.						MALES. 84963		OCCUPIED AND UNOCCUPIED.		FEMALES. 98048		AGES OF FEMALES 10 Years and upwards.						
10-	15-	25-	45-	65 and upwards.	Total Males.	12152 72811	ALL AGES. UNDER 10 YEARS. 10 YEARS AND UPWARDS.		12190 85858	Total Females.		10-	15-	25-	45-	65 and upwards.		
OCCUPATIONS AT AGES 10 YEARS AND UPWARDS																		
5506	10904	30128	14161	2962	72811	TOTAL OCCUPIED AND UNOCCUPIED.					49110	36748	5777	23194	37047	15768	4072	
4806	1155	1438	1441	971	9613	Retired or Unoccupied (Order XXIII.)					12537	26023	5343	5159	17164	8881	2923	
958	18339	29690	12720	1991	63196	Engaged in Occupations (Orders I.-XXII.)					36573	9815	434	18035	19883	6887	1146	
I. GENERAL OR LOCAL GOVERNMENT OF THE COUNTRY.																		
68	397	612	321	41	1439	1. National Government					89	26		40	43	21	2	
	233	1115	173	30	1571	2. Local Government					17	14		2	20	9		
II. DEFENCE OF THE COUNTRY.																		
5	2683	1228	371	159	4446	1. Army (at Home)												
	11	43	51	20	125	2. Navy and Marines (Ashore and in Port)												
III. PROFESSIONAL OCCUPATIONS AND THEIR SUBORDINATE SERVICES.																		
	3	110	72	41	226	1. Clerical.												
	3	23	21	4	51	Clergymen, Priests, Ministers					104	31		10	32	59	17	
Monks, Nuns, Scripture Readers; Church, Cemetery—Officers, etc.																		
	12	420	250	58	740	2. Legal.												
7	188	120	32	5	332	Barristers, Solicitors												
	17	224	147	35	423	Law Clerks					7	2		4	5			
	2	6	1		9	3. Medical.												
	18	72	35	9	135	Physicians, Surgeons, General Practitioners					3	2		1	2	2		
	19	97	34	3	153	Midwives					8	4			8		2	
1	22	215	99	8	344	Sick Nurses, Invalid Attendants					696	190		97	581	189	28	
	32	161	93	14	300	Others					21	12		5	19	7	1	
14	240	709	297	34	1291	4. Teaching					556	53		192	322	85	5	
						5. Literary and Scientific					93	23		13	38	11	1	
						6. Engineers and Surveyors												
						7 and 8. Art, Music, Drama, etc.					509	271		8	276	409	74	13
IV. DOMESTIC OFFICES OR SERVICES.																		
113	1002	688	153	7	1963	1. Domestic Indoor Service.												
80	1913	2445	696	46	5150	In Hotels, Lodging, and Eating Houses					2786	184		5	1419	1401	138	7
12	706	1104	353	18	2193	Other Domestic Indoor Servants					19753	2254		161	9192	10007	2402	245
						2. Domestic Outdoor Service												
1						3. Other Service.												
						Charwomen					264	1335		93	574	807	145	
69	800	1275	669	98	2911	Laundry and Washing Service					342	678		7	245	330	340	71
						Others					579	799		206	670	391	71	
V. COMMERCIAL OCCUPATIONS.																		
1	112	810	464	45	1432	1. Merchants, Agents, and Accountants					23	18		8	25	7	1	
47	1359	1014	247	22	2689	2. Commercial or Business Clerks					968	51		9	451	417	43	2
1	90	229	128	27	484	3 and 4. Dealers in Money; Insurance					9	2		3	5	2	1	
VI. CONVEYANCE OF MEN, GOODS, AND MESSAGES.																		
1	116	158	81	9	365	1. On Railways					1	6		1	3	2	1	
						2. On Roads.												
2	272	896	591	49	1720	Coachmen, Grooms (not Domestic); Cabmen												
28	343	616	292	15	1261	Carmen, Carriers, Carters, Waggoners (not Farm)												
	48	278	74	9	409	Others						4				1	1	
1	37	104	60	10	212	3. On Seas, Rivers, and Canals					1				1			
	13	77	53	6	149	4. In Docks, Harbours, etc.												
321	1079	839	493	68	2820	5. In Storage, Portage, and Messages.												
						Messengers, Porters, Watchmen (not Railway or Government)					45	8		17	26	4	6	
3	96	189	69	2	341	Others					61	2		37	23	3		
VII. AGRICULTURE.																		
1	27	65	34	6	133	1. On Farms, Woods, and Gardens.												
						Gardeners (not Domestic); Nurserymen, Seedsmen, Florists					89	33		2	51	45	15	
	8	21	12	1	45	Others					1	2			2		1	
VIII. FISHING.																		
						1. In Fishing												
IX. IN AND ABOUT, AND DEALING IN THE PRODUCTS OF, MINES AND QUARRIES.																		
	12	33	20	3	68	1 and 2. Mines and Quarries.												
	1	23	11	4	39	Workers						1			1			
						Dealers						5				4	1	
X. METALS, MACHINES, IMPLEMENTS, & CONVEYANCES.																		
						1 and 2. Iron, Steel, etc., Manufacture												
						3. Engineering, and Machine Making.												
	64	105	63	11	243	Blacksmiths, Strikers												
1	51	83	47	5	187	Erectors, Fitters, Turners												
2	164	227	127	9	529	Others						1			1			
	11	13	11	2	37	4. Tools					12							
	8	5	2	1	16	5. Types, Dies, Medals, Coins					6	2		3	3	1	1	
4	26	32	24	4	90	6. Arms												
	94	114	93	18	319	7. Miscellaneous Metal Trades					189	13		13	162	17	6	1
	5	14	6	1	26	8. Ships and Boats												
1	95	131	109	17	353	9. Vehicles					1	1			1		1	
2	25	73	43	5	148	10. Dealers					4	2		3	1	1	1	
XI. PRECIOUS METALS, JEWELS, WATCHES, INSTRUMENTS, AND GAMES.																		
2	91	116	52	6	267	1-5. Prec. Metals, Jewels; Watches, Instrmts.; Games.					12	2		1	6	6	1	
	22	68	37	11	138	Goldsmiths, Silversmiths, Jewellers						2				1		
4	167	194	38	3	406	Watchmakers, Clockmakers					32	1		2	28	3	1	
2	62	74	31	19	179	Electrical Apparatus Makers					3				2		1	
3	59	84	47	14	207	Musical Instrument Makers					41	15		1	31	17	4	3
1	39	39	15	1	86	Other Workers												
						Dealers					10	8			6	8	4	

COUNTY OF LONDON—continued. METROPOLITAN BOROUGH of WESTMINSTER (CITY).

TABLE 35.—OCCUPATIONS (Condensed List) of MALES and FEMALES AGED 10 YEARS and upwards at FIVE GROUPS of AGES—*continued.*

AGES OF MALES 10 Years and upwards.						AGES OF FEMALES 10 Years and upwards.					
10-	15-	25-	45-	65 and upwards.	Total Males.	Total Females.					
OCCUPATIONS AT AGES 10 YEARS AND UPWARDS.						Un- married, or Married or Widowed.	10-	15-	25-	45-	65 and upwards.
XII. BUILDING AND WORKS OF CONSTRUCTION.											
1. House Building, etc.											
1	159	292	276	57	785						
1	64	223	150	14	453						
1	106	433	339	36	914						
1	89	163	69	5	266						
1	138	437	375	63	1033						
1	20	78	47	9	154						
2. Other Works of Construction, and Roads...											
XIII. WOOD, FURNITURE, FITTINGS, AND DECORATIONS.											
1 and 2. Furniture, Fittings, etc.; Wood and Bark.											
1	51	61	47	12	172						
1	35	36	23	4	99						
1	33	38	32	42	126						
2	117	211	154	32	516						
2	35	116	78	13	242						
XIV. BRICK, CEMENT, POTTERY, AND GLASS.											
1. Brick, Cement, Pottery and Glass.											
2	23	37	21	2	85						
2	6	33	16	1	56						
XV. CHEMICALS, OIL, GREASE, SOAP, RESIN, ETC.											
1 and 3. Colouring Matter; Drugs, Chemicals, etc.											
1	79	141	41	10	272						
1	9	33	18	2	62						
1	2	7	2	1	12						
1	9	12	10	2	33						
1	18	49	21	3	92						
XVI. SKINS, LEATHER, HAIR, AND FEATHERS.											
1	58	80	54	4	198						
1	35	57	59	7	169						
1	1	13	3	2	20						
1	3	18	7	1	28						
XVII. PAPER, PRINTS, BOOKS, AND STATIONERY.											
1 and 2. Paper and Stationery; Prints and Books.											
1	16	18	7	3	41						
2	289	415	178	21	921						
4	26	44	27	9	110						
7	169	305	139	35	636						
XVIII. TEXTILE FABRICS.											
1	2	8	3	13	26						
1	9	26	7	6	48						
1	1	4	1	1	7						
1	15	11	8	1	35						
1	1	9	7	1	18						
3	423	357	99	13	896						
XIX. DRESS.											
1. Dress.											
19	537	1305	564	152	2568						
1	1	3	1	5	10						
1	9	12	1	46	68						
4	72	227	257	110	670						
6	115	261	63	8	453						
1	81	149	54	11	296						
XX. FOOD, TOBACCO, DRINK, AND LODGING.											
1. Food.											
7	167	263	109	11	548						
31	683	1165	414	57	2330						
2. Tobacco.											
1	6	31	5	45	87						
1	19	68	16	3	106						
1	48	137	80	4	269						
3. Makers of Spirituous Drinks											
1	31	318	227	37	613						
1	35	491	208	18	652						
1	460	336	72	4	874						
1	892	919	141	9	1861						
1	20	73	33	4	130						
XXI. GAS, WATER, AND ELECTRICITY SUPPLY, AND SANITARY SERVICE.											
1. Gas, Water, Electricity											
2	51	100	68	7	286						
2	28	42	31	11	114						
XXII. OTHER, GENERAL, AND UNDEFINED WORKERS AND DEALERS.											
1-4. About Animals; Sundry Industries; General Makers and Dealers; General Labourers, etc.											
5	130	131	58	16	340						
9	65	155	92	20	311						
2	233	897	334	65	1701						
2	28	85	62	5	180						
9	174	312	168	22	685						
XXIII. WITHOUT SPECIFIED OCCUPATIONS OR UNOCCUPIED Retired from Business (not Army, Navy, Church, Medicine)											
2	37	232	417	703	1391						
2	13	90	72	177	352						
109	639	635	250	1682	3215						
1042	749	461	183	7046	19691						

COUNTY OF LONDON—continued.

METROPOLITAN BOROUGH of WOOLWICH.

TABLE 35.—OCCUPATIONS (Condensed List) of MALES and FEMALES AGED 10 YEARS and upwards at FIVE GROUPS of AGES—continued.

AGES OF MALES 10 Years and upwards.						OCCUPATIONS AT AGES 10 YEARS AND UPWARDS.	AGES OF FEMALES 10 Years and upwards.						
10-	15-	25-	45-	65 and upwards.	Total Males.		Total Females.		10-	15-	25-	45-	65 and upwards.
							Un- married.	Married or Widowed.					
XII. BUILDING AND WORKS OF CONSTRUCTION.													
1. House Building, etc.													
18	389	544	272	46	1269	Carpenters, Joiners
2	300	403	163	22	890	Bricklayers, Bricklayers' Labourers
4	131	344	190	20	682	Painters, Decorators, Glaziers
4	118	89	32	.	243	Plumbers
7	124	289	143	10	573	Others
1	36	118	68	15	238	2. Other Works of Construction, and Roads...
XIII. WOOD, FURNITURE, FITTINGS, AND DECORATIONS.													
1 and 2. Furniture, Fittings, etc.; Wood and Bark.													
.	12	21	5	3	41	Cabinet Makers
.	4	3	5	2	14	French Polishers
1	11	13	9	.	34	Upholsterers	6	4	.	4	4	4	1
6	114	185	91	3	369	Other Workers	4	1	.	3	2	5	1
.	21	35	16	3	75	Dealers	5	4	.	3	3	12	1
XIV. BRICK, CEMENT, POTTERY, AND GLASS.													
1. Brick, Cement, Pottery and Glass.													
5	45	44	29	.	123	Workers
.	1	6	3	1	11	Dealers	8	.	.	3	3	2	.
XV. CHEMICALS, OIL, GREASE, SOAP, RESIN, ETC.													
1 and 3. Colouring Matter; Drugs, Chemicals, etc.													
.	18	27	6	3	54	Chemists, Druggists	1	1	.	1	1	.	.
.	5	17	8	.	30	Others
11	726	675	162	3	1677	2. Explosives and Matches	3	4	.	4	1	2	.
4. Oil, Grease, Soap, Resin, etc.													
6	19	23	15	.	63	Workers	33	3	2	27	6	1	.
1	14	25	13	.	53	Dealers	3	.	.	2	1	.	.
XVI. SKINS, LEATHER, HAIR, AND FEATHERS.													
1	12	21	13	1	48	1. Skins and Leather	18	3	1	17	2	1	.
1	27	74	65	2	169	2. Saddlery and Harness	.	2	.	1	1	.	.
.	1	4	2	.	7	3. Hair and Feathers	2	.	.	1	2	.	.
.	1	3	6	1	11	4. Dealers in Skins, Leather, Hair, and Feathers	4	.	.	2	2	.	.
XVII. PAPER, PRINTS, BOOKS, AND STATIONERY.													
1 and 2. Paper and Stationery; Prints and Books.													
.	.	1	.	.	1	Paper Box, Paper Bag—Makers	5	3	.	5	2	.	1
.	Envelope Makers; Stationery Manufacture	2	.	.	1	1	.	.
6	57	100	25	6	194	Printers, Lithographers	2	1	1	2	.	.	.
.	3	7	5	1	16	Bookbinders	10	1	1	9	1	.	.
6	21	43	21	5	96	Others	29	20	.	23	10	11	5
XVIII. TEXTILE FABRICS.													
1. Cotton and Flax													
.	2. Wool and Worsted	.	1	.	.	1	.	.
.	3. Silk
2	14	17	11	1	45	4. Hemp and Other Fibrous Materials	10	85	.	5	28	47	5
1	3	3	.	.	7	5. Mixed or Unspecified Materials	16	6	.	13	3	6	.
.	.	2	.	.	2	6. Bleaching, Printing, Dyeing, etc.	2	.	.	1	.	1	.
5	72	92	27	2	198	7. Dealers (Drapers and others)	312	19	9	234	71	16	1
XIX. DRESS.													
1. Dress.													
9	93	151	95	25	373	Tailors	171	73	7	135	51	45	6
.	Milliners	131	7	7	105	21	4	1
.	Dressmakers	847	165	37	556	314	89	16
.	3	5	4	2	14	Shirt Makers, Seamstresses	493	327	9	300	174	175	72
1	36	80	88	31	242	Boot, Shoe, Slipper, Patten, Clog—Makers	5	4	.	4	2	2	1
.	.	1	.	.	1	Artificial Flower Makers
12	32	66	21	3	154	Other Workers	69	24	1	55	30	7	.
2	55	65	24	6	132	Dealers	27	21	.	16	16	13	3
XX. FOOD, TOBACCO, DRINK, AND LODGING.													
1. Food.													
14	89	125	46	11	285	Workers	20	1	2	12	6	1	.
58	424	579	213	49	1314	Dealers	149	128	5	94	99	63	16
2. Tobacco.													
.	2	1	3	.	6	Tobacco Manufacture
.	15	10	.	.	32	Tobacconists	17	15	1	8	15	5	3
1	16	11	1	1	30	3. Makers of Spirituous Drinks
4. Board, Lodging, etc.													
.	2	29	18	5	54	Coffee, Eating, Lodging, Boarding—House Keepers	20	60	1	8	29	28	14
.	18	117	55	7	197	Inn, Hotel—Keepers; Publicans, etc.	7	35	.	2	24	15	1
4	138	73	25	2	242	Cellar-men, Bar-men	196	6	2	158	31	1	.
2	27	6	5	1	41	Others in Inn, Hotel, Eating House—Service	49	3	1	29	12	1	.
.	.	2	5	.	7	Wine and Spirit Merchants, Agents	3	.	.	2	1	.	.
XXI. GAS, WATER, AND ELECTRICITY SUPPLY, AND SANITARY SERVICE.													
1. Gas, Water, Electricity													
1	48	113	53	4	218	Workers
.	7	24	12	2	46	2. Sanitary Service
XXII. OTHER, GENERAL, AND UNDEFINED WORKERS AND DEALERS.													
1-4. About Animals; Sundry Industries; General Makers and Dealers; General Labourers, etc.													
3	53	46	26	8	136	General Shopkeepers, Dealers; Pawnbrokers	60	60	2	42	37	32	7
12	24	36	22	6	100	Costermongers, Hawkers, Street Sellers	3	28	.	4	11	13	3
50	1132	1370	986	107	3865	General Labourers
1	67	337	194	8	627	Engine Drivers, Stokers, Firemen (not Railway, Marine, or Agricultural)
74	1077	1341	778	33	3303	Others	13	7	.	10	5	4	1
XXIII. WITHOUT SPECIFIED OCCUPATIONS OR UNOCCUPIED													
Retired from Business (not Army, Navy, Church, Medicine)													
.	.	9	249	532	810	Pensioners	31	151	.	.	7	51	124
.	2	8	125	287	422	Living on own means	2	29	.	.	2	4	25
.	6	21	56	103	186	Others aged 10 years and upwards (including Students)	214	562	.	36	113	291	336
4851	876	120	75	122	6044		9690	22265	5602	5100	13890	4813	1550

COUNTY OF LONDON—*continued*.

TABLE 35A.—FAMILIES or SEPARATE OCCUPIERS and MALE and FEMALE DOMESTIC INDOOR SERVANTS* in the COUNTY OF LONDON, in the CITY OF LONDON, and in each of the METROPOLITAN BOROUGHs, with the PROPORTIONS PER CENT. of DOMESTIC SERVANTS to FAMILIES or SEPARATE OCCUPIERS.

Metropolitan Boroughs.	Families or Separate Occupiers.	Domestic Indoor Servants.*			Proportions per cent. of Domestic Indoor Servants to Families or Separate Occupiers.		
		Total.	Males.	Females.	Total.	Males.	Females.
TOTAL...	1,019,546	249,823	15,425	234,398	24.5	1.5	23.0
CITY OF LONDON ...	5,339	2,010	184	1,826	37.6	3.4	34.2
BATTERSEA ...	38,987	5,108	230	4,878	13.1	.6	12.5
BERMONDSEY ...	29,073	1,913	40	1,873	6.6	.1	6.5
BETHNAL GREEN ...	28,200	1,630	53	1,577	5.8	.2	5.6
CAMBERWELL... ..	56,985	8,722	198	8,524	15.3	.3	15.0
CHELSEA	17,467	9,643	1,354	8,289	55.2	7.8	47.4
DEPTFORD	24,615	3,781	32	3,749	15.4	.1	15.3
FINSBURY	24,097	1,983	87	1,896	8.2	.4	7.8
FULHAM	32,137	5,972	308	5,664	18.6	1.1	17.5
GREENWICH	19,702	4,835	75	4,760	24.5	.4	24.1
HACKNEY	48,794	8,740	77	8,663	17.9	.2	17.7
HAMMERSMITH ...	25,810	4,980	158	4,822	19.3	.6	18.7
HAMPSTEAD	16,998	13,843	264	13,579	81.4	1.6	79.8
HOLBORN	13,790	3,077	222	2,855	22.3	1.6	20.7
ISLINGTON	79,129	12,288	215	12,073	15.5	.3	15.2
KENSINGTON	38,349	30,670	1,939	28,731	80.0	5.1	74.9
LAMBETH	70,887	12,839	341	12,498	18.1	.5	17.6
LEWISHAM	27,701	10,031	123	9,908	36.2	.4	35.8
PADDINGTON	33,661	16,881	1,177	15,704	50.2	3.5	46.7
POPULAR... ..	35,787	2,898	49	2,849	8.1	.1	8.0
ST. MARYLEBONE ...	31,623	16,244	1,690	14,554	51.4	5.3	46.1
ST. PANCRAS	57,045	9,616	548	9,068	16.9	1.0	15.9
SHOREDITCH	27,031	1,548	62	1,486	5.7	.2	5.5
SOUTHWARK	47,808	3,718	213	3,505	7.8	.4	7.4
STEPNEY	61,113	5,361	111	5,250	8.8	.2	8.6
STOKE NEWINGTON ...	11,824	3,286	25	3,261	27.8	.2	27.6
WANDSWORTH	49,756	17,517	380	17,137	35.2	.8	34.4
WESTMINSTER, CITY OF ...	41,244	27,157	5,150	22,007	65.8	12.5	53.3
WOOLWICH	24,585	3,532	60	3,472	14.4	.2	14.2

* Excluding those employed in Hotels, Lodging, and Eating Houses.

COUNTY OF LONDON—continued.

TABLE 36.—BIRTHPLACES of MALES and FEMALES enumerated in the COUNTY of LONDON, 1901.

NOTE.—This Table should be read thus:—Of the 2,142,065 Males enumerated in London, 1,441,509 were born in London, 22,736 in Sussex, 26,006 in Hampshire, etc. The Counties in this Table are the Ancient or Geographical Counties; London consisting of the Metropolitan parts of the Ancient Counties of Surrey, Kent, and Middlesex.

PLACE OF BIRTH.	ENUMERATED IN LONDON.		PLACE OF BIRTH.	ENUMERATED IN LONDON.	
	Males.	Females.		Males.	Females.
TOTAL	2,142,065	2,394,456			
LONDON	1,441,509	1,575,071	NORTH WESTERN COUNTIES ...	21,113	21,537
SOUTH EASTERN COUNTIES ...	142,747	179,244	CHESHIRE	3,606	3,603
SURREY (Ex. Met.)	32,938	39,743	LANCASHIRE	17,507	17,604
KENT (Ex. Met.)	47,604	59,745	YORKSHIRE	17,649	17,908
SUSSEX	22,736	28,661	NORTHERN COUNTIES	10,578	11,179
HAMPSHIRE	26,006	32,575	DURHAM	4,407	4,635
BERKSHIRE	13,663	18,529	NORTHUMBERLAND	3,784	4,199
SOUTH MIDLAND COUNTIES ...	100,897	126,330	CUMBERLAND	1,804	1,732
MIDDLESEX (Ex. Met.)	34,269	40,854	WESTMORLAND	583	533
HERTFORDSHIRE	15,739	19,707	MONMOUTHSHIRE AND WALES ...	15,616	19,806
BUCKINGHAMSHIRE	11,739	15,105	MONMOUTHSHIRE	2,103	2,989
OXFORDSHIRE	9,421	12,830	GLAMORGANSHIRE	3,603	4,175
NORTHAMPTONSHIRE	6,981	8,947	CAERMARTHENSHIRE	1,139	1,108
HUNTINGDONSHIRE	2,973	4,193	PEMBROKESHIRE	1,440	1,837
BEDFORDSHIRE	8,144	9,159	CARDIGANSHIRE	1,996	2,116
CAMBRIDGESHIRE	11,629	15,526	BRECKNOCKSHIRE	567	795
EASTERN COUNTIES	86,052	116,310	RADNORSHIRE	259	401
ESSEX	43,808	57,507	MONTGOMERYSHIRE	628	987
SUFFOLK	21,455	29,809	FLINTSHIRE	411	424
NORFOLK	20,789	28,844	DENBIGHSHIRE	601	753
SOUTH WESTERN COUNTIES ...	65,280	85,488	MERIONETHSHIRE	371	578
WILTSHIRE	11,594	17,021	CARNARVONSHIRE	587	733
DORSETSHIRE	7,540	9,845	ANGLESEY	233	315
DEVONSHIRE	24,050	28,813	WALES (<i>County not stated</i>)	1,398	2,594
CORNWALL	6,319	8,354	ENGLAND (<i>County not stated</i>)	12,404	14,349
SOMERSETSHIRE	15,777	21,455	OTHER PARTS OF BRITISH EMPIRE	72,783	82,932
WEST MIDLAND COUNTIES ...	42,761	52,816	ISLE OF MAN, AND CHANNEL ISLANDS	2,443	3,196
GLOUCESTERSHIRE	14,846	18,763	SCOTLAND	28,576	28,929
HEREFORDSHIRE	2,216	3,440	IRELAND	27,374	32,837
SHROPSHIRE	2,814	3,654	BRITISH COLONIES OR DEPENDENCIES	14,390	18,990
STAFFORDSHIRE	6,394	7,779	FOREIGN COUNTRIES	92,531	68,601
WORCESTERSHIRE	4,081	5,433	British Subjects	9,003	11,221
WARWICKSHIRE	12,210	13,747	Naturalised British Subjects	3,724	1,897
NORTH MIDLAND COUNTIES ...	19,762	22,247	Foreigners	79,804	55,573
LEICESTERSHIRE	3,926	4,115	AT SEA	403	549
RUTLANDSHIRE	595	799			
LINCOLNSHIRE	7,937	9,641			
NOTTINGHAMSHIRE	4,200	4,278			
DERBYSHIRE	3,684	3,414			

CENSUS, 1901.
COUNTY OF LONDON—continued.

TABLE 37.—COUNTRY OF BIRTH OF FOREIGNERS enumerated in the COUNTY OF LONDON 1891 and 1901, and in the CITY OF LONDON and in each of the METROPOLITAN BOROUGHES 1901.

COUNTRY OF BIRTH.	COUNTY OF LONDON.						CITY OF LONDON.		BATTER-SEA.		BERMONDSEY.		BETHNAL GREEN.		CAMBERWELL.		CHELSEA.		DEPTFORD.	
	1891.*			1901.			Males.	Females.	Males.	Females.	Males.	Females.	Males.	Females.	Males.	Females.	Males.	Females.	Males.	Females.
	Persons.	Males.	Females.	Persons.	Males.	Females.														
TOTAL ...	96,663	55,084	39,949	135,377	70,804	55,573	886	347	605	347	914	219	2,593	2,043	947	547	544	719	467	275
EUROPE.																				
Russia ...	12,034	6,875	5,159	38,117	20,519	17,598	133	105	27	16	39	22	1,516	1,328	22	11	13	13	18	17
Poland (Russian) ...	14,798	7,694	6,810	15,420	8,155	7,265	72	62	10	9	23	12	306	258	15	7	6	3	6	1
Sweden ...	1,431	491	409	1,075	1,180	1,485	9	—	5	7	63	6	4	4	9	8	9	10	8	10
Norway ...	1,411	873	538	1,067	857	1,210	3	—	2	3	257	2	—	—	8	5	7	7	40	9
Ireland ...	1,411	873	538	1,067	857	1,210	11	3	12	6	50	2	—	—	—	—	4	4	8	2
Denmark ...	2,319	1,033	1,079	4,249	2,462	1,847	89	41	19	15	23	1	69	61	13	24	9	29	16	10
Holland ...	2,504	1,033	1,079	4,249	2,462	1,847	6	1	16	10	19	6	7	3	37	19	30	29	16	12
Belgium ...	2,504	1,033	1,079	4,249	2,462	1,847	45	7	52	54	47	12	23	17	28	24	101	37	4	4
France ...	19,166	10,487	8,687	27,427	17,215	10,212	207	85	235	133	258	100	294	187	401	255	145	263	138	80
Germany ...	16,440	8,440	8,000	27,427	17,215	10,212	32	16	19	2	21	6	124	90	27	11	33	21	7	4
Austria ...	5,041	1,981	1,666	6,180	4,018	3,141	6	—	1	—	2	1	8	5	2	—	6	5	—	—
Hungary ...	471	371	150	750	533	317	—	—	—	—	—	—	—	—	—	—	—	—	—	—
Switzerland ...	5,245	2,625	2,620	4,419	2,620	1,799	47	6	23	17	7	4	9	3	45	28	37	75	12	7
Spain ...	650	495	245	696	502	1,661	48	2	5	1	6	1	—	—	9	3	4	3	6	6
Portugal ...	377	88	89	128	89	39	1	—	—	—	1	—	—	—	—	—	—	—	—	—
Italy ...	5,155	1,899	1,719	10,889	8,212	2,677	37	13	85	33	67	23	97	27	141	32	83	31	126	64
Greece ...	184	188	119	211	177	34	5	—	—	—	19	10	62	41	4	1	1	—	—	—
Serbia, Roumania and Bulgaria ...	598	179	116	2,116	1,179	1,037	5	—	—	—	3	—	—	—	—	—	—	—	—	—
Turkey ...	458	310	148	690	496	164	8	1	4	2	—	—	—	—	—	—	—	—	—	—
ASIA.																				
China ...	302	176	126	130	97	33	—	—	—	—	—	—	—	—	—	—	—	—	—	—
Japan ...	577	224	153	148	123	25	—	—	—	—	—	—	—	—	—	—	—	—	—	—
Other countries ...	—	—	—	—	—	—	—	—	—	—	—	—	—	—	—	—	—	—	—	—
AFRICA.																				
Egypt ...	104	58	46	61	43	18	—	—	—	—	—	—	—	—	—	—	—	—	—	—
Other countries ...	221	122	99	107	78	29	—	—	—	—	—	—	—	—	—	—	—	—	—	—
AMERICA.																				
United States ...	4,693	2,450	2,453	5,561	3,100	2,461	47	12	33	37	18	7	27	21	73	41	37	80	23	11
Mexico ...	57	34	23	58	33	25	—	—	—	—	—	—	—	—	—	—	—	—	—	—
Other States of Central America ...	—	—	—	—	—	—	—	—	—	—	—	—	—	—	—	—	—	—	—	—
Argentina ...	—	—	—	—	—	—	—	—	—	—	—	—	—	—	—	—	—	—	—	—
Brazil ...	—	—	—	—	—	—	—	—	—	—	—	—	—	—	—	—	—	—	—	—
Other States of South America ...	—	—	—	—	—	—	—	—	—	—	—	—	—	—	—	—	—	—	—	—
COUNTRY NOT STATED ...	100	50	50	251	142	109	1	1	1	—	2	—	1	—	—	—	—	1	—	—

* The figures for the year 1891 refer to the County of London as then constituted, see Note to Table 19.

COUNTY OF LONDON—continued.

TABLE 37.—COUNTRY OF BIRTH of FOREIGNERS enumerated in the COUNTY of LONDON 1891 and 1901, and in the CITY OF LONDON and in each of the METROPOLITAN BOROUGHES 1901—continued.

COUNTRY OF BIRTH.	FINSBURY.		FULHAM.		GREEN- WICH.		HACKNEY.		HAMMER- SMITH.		HAMP- STEAD.		HOLBORN.		ISLINGTON.		KENSING- TON.		LAMBETH.		LEWISHAM.	
	Males.	Females.	Males.	Females.	Males.	Females.	Males.	Females.	Males.	Females.	Males.	Females.	Males.	Females.	Males.	Females.	Males.	Females.	Males.	Females.	Males.	Females.
TOTAL ...	1,713	754	1,123	655	499	291	1,851	1,350	953	615	1,094	1,175	3,978	1,728	2,887	1,413	2,145	2,523	2,412	1,094	584	498
EUROPE.																						
Russia (RUSSIAN)	50	31	29	14	23	5	378	331	54	23	33	29	141	90	132	78	142	132	75	57	10	13
Poland (POLISH)	40	33	23	17	1	1	153	161	11	10	7	34	63	49	65	44	50	35	19	10	6	2
Sweden (SWEDISH)	5	1	6	11	37	8	9	5	8	9	25	3	29	15	56	10	26	63	26	10	9	8
Norway (NORWEGIAN)	13	2	14	6	23	3	20	7	5	2	7	14	12	2	19	10	10	18	22	16	7	10
Denmark (DANISH)	13	18	14	17	16	19	96	76	13	71	10	12	26	15	113	13	15	25	30	16	12	9
Holland (DUTCH)	39	11	31	20	17	9	27	13	60	44	44	35	68	33	113	44	45	33	30	35	10	8
Belgium (BELGIAN)	87	79	136	126	21	51	90	104	115	123	17	20	374	280	396	201	272	333	308	271	81	60
France (FRENCH)	451	183	690	223	183	130	624	477	282	168	483	179	713	303	1,267	573	613	673	808	572	273	213
Germany (GERMAN)	52	21	13	11	25	7	112	77	12	9	22	22	161	18	146	38	110	40	105	33	11	13
Hungary (HUNGARIAN)	12	2	13	11	9	1	12	9	11	11	11	8	21	13	129	24	158	178	15	8	3	2
Romania (ROMANIAN)	51	28	59	41	22	14	58	90	72	27	61	84	292	45	139	40	158	71	168	71	40	22
Spain (SPANISH)	3	1	9	2	36	1	8	10	10	9	7	3	40	10	14	5	32	8	6	10	2	2
Portugal (PORTUGUESE)	1	1	—	—	—	—	3	1	—	—	1	—	7	1	2	—	10	6	2	2	—	—
Italy (ITALIAN)	764	301	291	80	27	8	113	34	109	26	56	25	1,519	510	325	121	226	226	226	43	31	21
Greece (GREEK)	19	15	4	—	1	1	23	17	4	—	3	5	16	7	6	3	5	11	6	3	4	—
Serbia, Roumania and Bulgaria (SERBIAN, &c.)	—	—	—	—	—	—	—	—	—	—	—	—	—	—	—	—	—	—	—	—	—	—
Turkey (TURKISH)	3	—	23	8	3	2	10	1	21	12	20	10	15	1	36	6	20	18	17	1	2	2
ASIA.																						
China (CHINESE)	—	—	—	1	1	2	1	1	—	1	7	1	2	1	1	1	1	2	1	—	—	—
Japan (JAPANESE)	—	—	3	1	3	—	7	1	2	—	25	6	6	3	4	—	5	7	14	5	4	—
Other Countries (OTHER ASIATIC)	—	—	3	—	3	—	—	—	—	—	5	3	16	—	3	—	23	7	7	—	2	—
AFRICA.																						
Egypt (EGYPTIAN)	3	—	3	—	—	1	—	—	1	—	3	3	—	—	3	1	7	4	1	2	—	—
Other Countries (OTHER AFRICAN)	—	—	—	—	—	—	—	—	—	—	—	—	—	—	—	—	—	—	—	—	—	—
AMERICA.																						
United States (UNITED STATES)	55	19	75	58	30	10	79	52	78	49	98	116	345	296	144	103	181	279	182	123	32	46
Mexico (MEXICAN)	—	1	1	—	—	—	1	—	1	3	3	1	1	—	5	—	6	14	5	3	—	—
Other States of Central America (OTHER CENTRAL AMERICAN)	—	—	1	—	—	—	—	—	—	—	—	—	—	—	—	—	—	—	—	—	—	—
Argentina (ARGENTINE)	4	—	—	—	2	—	1	1	—	—	9	9	4	2	1	2	8	16	2	—	1	—
Brazil (BRAZILIAN)	1	—	—	—	—	—	—	—	—	—	6	4	7	1	6	8	20	31	1	1	—	—
Other States of South America (OTHER SOUTH AMERICAN)	2	—	3	2	1	—	—	—	3	3	15	8	6	—	1	2	42	53	2	2	7	1
Country Not Stated	—	—	—	—	—	—	—	1	3	3	1	7	3	5	2	—	4	6	3	1	—	1

COUNTY OF LONDON—continued.

TABLE 37.—COUNTRY OF BIRTH OF FOREIGNERS enumerated in the COUNTY OF LONDON 1891 and 1901, and in the CITY OF LONDON and in each of the METROPOLITAN BOROUGHES 1901—continued.

COUNTRY OF BIRTH.	PADDINGTON.		POPLAR.		ST. MARY-LEBONE.		ST. PANCRAS.		SHORE-DITCH.		SOUTH-WARK.		STEPNEY.		STOKENEWINGTON.		WANDSWORTH.		WESTMINSTER, CITY OF.		WOOLWICH.	
	Males.	Females.	Males.	Females.	Males.	Females.	Males.	Females.	Males.	Females.	Males.	Females.	Males.	Females.	Males.	Females.	Males.	Females.	Males.	Females.	Males.	Females.
TOTAL ...	1,500	1,322	1,535	549	3,237	2,323	5,559	2,597	1,670	955	1,116	477	29,363	24,947	686	387	1,151	914	7,509	4,322	279	162
EUROPE.																						
Russia (Russian)	72	56	118	57	151	115	255	135	378	296	62	33	16,023	14,153	34	31	32	20	509	304	31	14
Poland	20	19	54	48	91	73	91	54	296	121	17	14	6,166	5,710	20	11	9	6	546	469	74	29
Sweden	21	18	231	93	70	39	134	28	10	1	3	5	217	37	8	6	20	21	117	68	3	8
Norway	11	11	106	11	15	17	37	9	3	6	3	1	36	14	13	10	6	10	14	14	7	1
Denmark	11	12	80	11	38	28	122	29	14	4	8	1	217	5	13	10	22	17	34	18	1	1
Holland	43	43	10	43	66	34	155	117	36	19	35	21	989	881	10	10	37	34	149	174	5	3
Belgium	31	30	27	10	77	88	146	117	13	7	13	9	108	90	47	37	59	52	149	174	19	18
France	162	205	35	22	473	671	814	696	35	29	80	54	118	109	315	167	188	213	1,143	1,061	65	56
Germany	508	269	421	296	1,076	688	1,053	917	636	398	406	185	1,450	1,226	38	13	304	285	1,319	712	19	18
Austria	76	34	28	20	231	85	1,365	78	37	32	37	10	1,683	1,226	10	4	31	17	390	32	9	1
Hungary	17	16	2	3	40	10	86	9	17	6	1	1	103	54	10	15	78	69	61	30	1	1
Switzerland	11	11	11	3	220	150	449	124	23	9	7	1	22	6	60	11	11	11	67	29	1	1
Spain	15	3	5	1	28	12	42	8	—	—	—	—	5	3	2	9	17	14	7	4	2	1
Portugal	5	7	11	1	7	4	—	1	—	—	—	—	13	12	2	9	92	4	18	46	36	13
Italy	157	73	265	62	312	120	631	164	169	60	263	10	181	75	21	—	20	30	1,203	3	2	—
Greece	21	7	9	2	15	4	22	18	17	12	4	2	506	774	4	—	8	3	20	6	—	—
Serbia, Roumania and Bulgaria	5	5	4	—	—	—	—	—	—	—	—	—	—	—	2	—	14	6	32	3	—	—
Turkey	24	11	2	—	45	7	32	7	4	1	12	1	124	57	2	—	—	—	—	—	—	—
ASIA.																						
China	—	1	38	—	19	1	8	1	—	—	—	—	17	—	1	—	—	3	—	—	—	—
Japan	—	—	3	—	8	1	5	5	—	—	—	—	1	—	—	—	13	1	17	8	—	—
Other countries	6	7	—	—	—	—	9	—	—	—	4	1	5	—	—	—	3	—	—	2	—	—
AFRICA.																						
Egypt	1	5	1	—	1	2	3	1	—	—	1	1	9	2	1	—	2	2	3	—	1	—
Other countries	9	4	—	—	1	—	2	—	—	—	—	—	2	2	—	—	1	1	19	3	—	—
AMERICA.																						
United States	112	145	70	33	173	180	177	118	34	13	89	31	243	126	23	26	107	74	493	371	18	11
Mexico	2	2	4	—	3	1	—	3	1	—	5	—	—	—	3	3	2	3	5	3	—	—
Other States of Central America	4	6	2	2	5	3	4	3	—	—	—	—	4	4	—	—	4	5	11	4	—	—
Argentina	—	—	—	—	—	—	—	—	—	—	—	—	—	—	—	—	—	—	—	—	—	—
Brazil	9	6	—	—	1	2	2	6	—	—	1	1	7	5	3	1	3	4	11	3	2	3
Other States of South America	12	11	3	1	3	10	6	6	—	—	1	—	2	—	3	1	—	12	11	7	—	—
Country not stated	3	3	1	—	10	4	8	3	2	1	2	—	72	64	3	1	—	—	19	6	1	1

COUNTY OF LONDON—continued.

TABLE 37A.—COUNTRY of BIRTH, CONDITION as to MARRIAGE, and AGES of FOREIGNERS (PERSONS, MALES and FEMALES), ENUMERATED in the COUNTY of LONDON, 1901.

WHERE BORN.	ALL AGES.	Under 15 Years.	15-	20-	25-	35-	45-	55-	65-	75-	85 and upwards.
TOTAL FOREIGNERS:	P. 135,377 M. 79,804 F. 55,573	13,251 6,575 6,676	12,551 7,006 5,545	23,468 14,029 9,439	38,980 24,985 14,995	23,398 14,399 9,126	12,451 7,452 4,999	7,006 4,003 3,003	3,203 1,822 1,381	929 516 413	122 56 66
UNMARRIED	P. 63,369 M. 39,898 F. 23,591	13,251 6,575 6,676	12,200 6,959 5,241	16,765 11,613 5,152	14,124 10,324 3,800	4,038 2,611 1,397	1,752 1,045 707	776 499 316	343 191 119	104 50 54	16 7 9
MARRIED	P. 65,666 M. 38,066 F. 27,600	— — —	348 45 303	6,696 2,412 4,284	24,400 13,639 10,761	18,348 11,351 6,987	9,277 6,009 3,268	4,544 3,067 1,477	1,694 1,225 469	337 298 69	22 20 2
WIDOWED	P. 6,342 M. 1,870 F. 4,472	— — —	3 2 1	37 4 33	456 102 354	1,000 238 742	1,422 398 1,024	1,086 476 1,210	1,166 403 763	488 198 290	84 29 55
RUSSIA:											
UNMARRIED	P. 15,668 M. 9,009 F. 6,659	5,720 2,874 2,846	4,012 1,926 2,086	3,855 2,373 1,482	1,657 1,338 329	277 232 45	95 73 22	30 19 11	15 9 6	5 3 2	2 2 —
MARRIED	P. 21,267 M. 11,250 F. 10,017	— — —	161 19 142	3,170 1,170 2,000	9,320 5,013 4,307	5,460 3,161 2,299	1,977 1,135 842	990 522 338	266 183 83	46 40 6	7 7 —
WIDOWED	P. 1,182 M. 200 F. 982	— — —	— — —	11 — 11	137 21 116	211 31 180	300 40 260	265 47 218	187 38 129	52 21 31	9 2 7
POLAND (RUSSIAN):											
UNMARRIED	P. 5,514 M. 3,147 F. 2,367	2,057 1,010 1,047	1,524 754 770	1,270 832 438	543 439 104	82 66 16	21 12 9	9 7 2	5 4 1	2 2 —	1 1 —
MARRIED	P. 9,304 M. 4,896 F. 4,418	— — —	40 5 35	1,130 429 710	3,554 1,837 1,697	2,578 1,441 1,137	1,192 688 504	572 305 257	203 132 71	33 26 7	2 2 —
WIDOWED	P. 602 M. 122 F. 480	— — —	— — —	4 — 4	33 9 24	101 25 75	151 27 124	148 23 125	101 21 77	48 19 38	16 3 13
SWEDEN:											
UNMARRIED	P. 1,087 M. 740 F. 347	28 13 15	116 72 44	276 183 93	442 313 129	143 99 44	60 42 18	19 16 3	3 2 1	— — —	— — —
MARRIED	P. 541 M. 416 F. 125	— — —	— — —	21 10 11	133 96 34	180 135 45	125 98 27	65 57 8	16 16 —	1 1 —	— — —
WIDOWED	P. 47 M. 24 F. 23	— — —	— — —	— — —	2 — 2	12 7 5	13 6 7	10 3 7	9 7 2	1 1 —	— — —
NORWAY:											
UNMARRIED	P. 701 M. 533 F. 168	16 9 7	182 139 43	223 172 51	204 162 42	54 43 11	14 10 4	5 5 —	1 — —	2 2 —	— — —
MARRIED	P. 336 M. 281 F. 55	— — —	— — —	17 8 9	103 82 21	100 90 10	73 64 9	36 30 6	7 7 —	— — —	— — —
WIDOWED	P. 30 M. 23 F. 7	— — —	— — —	— — —	4 3 1	3 3 —	12 8 4	7 6 1	2 2 —	2 1 1	— — —
DENMARK:											
UNMARRIED	P. 562 M. 385 F. 177	22 10 12	55 36 19	186 133 53	204 141 63	53 38 15	23 16 7	11 6 5	4 3 1	3 2 1	1 1 —
MARRIED	P. 335 M. 298 F. 67	— — —	— — —	16 8 8	112 82 30	108 91 17	62 53 9	23 21 2	13 12 1	1 1 —	— — —
WIDOWED	P. 49 M. 23 F. 26	— — —	— — —	1 — 1	6 2 4	8 5 3	9 3 6	9 3 6	12 7 5	2 2 —	2 1 1
HOLLAND:											
UNMARRIED	P. 1,622 M. 946 F. 676	423 199 224	270 151 119	357 214 123	333 226 107	106 63 43	63 34 29	37 22 15	17 10 7	13 6 7	3 1 2
MARRIED	P. 2,218 M. 1,324 F. 894	— — —	4 — 4	64 31 33	423 233 170	506 299 207	565 348 217	405 236 169	202 128 74	49 33 16	— — —
WIDOWED	P. 409 M. 128 F. 281	— — —	— — —	1 1 —	7 1 6	21 6 15	55 13 42	127 31 96	128 48 80	59 25 34	11 3 8
BELGIUM:											
UNMARRIED	P. 1,033 M. 531 F. 502	175 83 92	156 84 72	234 111 93	247 136 121	119 60 59	54 25 29	28 16 12	14 4 10	6 2 4	— — —
MARRIED	P. 940 M. 538 F. 402	— — —	3 — 3	55 19 36	309 166 143	269 148 121	192 128 64	84 57 27	26 19 7	2 1 1	— — —
WIDOWED	P. 129 M. 39 F. 90	— — —	— — —	— — —	5 — 5	18 5 13	38 15 23	34 6 28	24 9 15	8 3 5	3 1 1

COUNTY OF LONDON—continued.

TABLE 37A.—COUNTRY of BIRTH, CONDITION as to MARRIAGE, and AGES of FOREIGNERS (PERSONS, MALES and FEMALES) ENUMERATED in the COUNTY of LONDON, 1901—continued.

WHERE BORN.	ALL AGES.	Under 15 Years.	15-	20-	25-	35-	45-	55-	65-	75-	85 and upwards.
FRANCE:											
UNMARRIED	P. 6,043	802	1,152	1,453	1,549	544	277	165	76	21	4
	M. 2,908	391	649	737	728	218	93	64	24	3	1
	F. 3,135	411	503	716	821	326	184	101	52	18	3
MARRIED	P. 4,411	—	22	313	1,517	1,816	710	372	120	38	3
	M. 2,391	—	3	70	747	739	434	272	89	34	3
	F. 2,020	—	19	243	770	577	276	100	31	4	—
WIDOWED	P. 810	—	1	4	57	147	178	205	137	70	11
	M. 163	—	1	—	6	20	34	42	33	22	5
	F. 647	—	—	4	51	127	144	163	104	48	6
GERMANY:											
UNMARRIED	P. 12,931	953	1,741	3,943	4,048	1,295	556	257	114	21	3
	M. 8,471	433	1,086	2,749	2,836	802	321	159	70	12	1
	F. 4,460	500	655	1,203	1,212	493	235	107	44	9	2
MARRIED	P. 12,841	—	25	628	3,816	3,929	2,394	1,325	602	118	4
	M. 8,102	—	4	233	2,218	2,547	1,619	939	447	92	3
	F. 4,739	—	21	395	1,598	1,382	775	386	155	26	1
WIDOWED	P. 1,655	—	—	2	75	195	335	490	386	152	20
	M. 642	—	—	—	25	64	129	182	165	68	8
	F. 1,013	—	—	2	49	131	206	308	221	84	12
AUSTRIA:											
UNMARRIED	P. 3,167	610	620	1,013	681	152	62	20	6	3	—
	M. 2,300	315	412	808	589	119	39	12	4	2	—
	F. 867	295	208	205	92	33	23	8	2	1	—
MARRIED	P. 2,808	—	9	320	1,193	731	376	143	29	7	—
	M. 1,691	—	—	102	710	487	265	97	21	6	—
	F. 1,117	—	9	218	483	244	111	46	8	1	—
WIDOWED	P. 214	—	—	2	17	48	46	60	27	13	1
	M. 57	—	—	—	3	7	16	15	9	7	—
	F. 157	—	—	2	14	41	30	45	18	6	1
HUNGARY:											
UNMARRIED	P. 408	58	51	98	156	24	12	6	2	1	—
	M. 325	27	39	82	142	20	8	4	2	1	—
	F. 83	31	12	16	14	4	4	2	—	—	—
MARRIED	P. 308	—	2	22	120	104	32	21	4	2	1
	M. 197	—	—	6	76	66	27	19	—	2	1
	F. 111	—	2	16	44	38	5	2	4	—	—
WIDOWED	P. 34	—	—	2	1	10	3	10	2	6	—
	M. 11	—	—	—	—	4	2	2	1	2	—
	F. 23	—	—	2	1	6	1	8	1	4	—
SWITZERLAND:											
UNMARRIED	P. 2,595	83	316	1,124	978	244	101	31	12	5	1
	M. 1,896	44	186	796	683	116	52	12	5	2	—
	F. 999	39	130	328	295	128	49	19	7	3	1
MARRIED	P. 1,377	—	3	80	495	455	225	90	25	4	—
	M. 956	—	1	28	332	326	175	69	22	3	—
	F. 421	—	2	52	163	129	50	21	3	1	—
WIDOWED	P. 147	—	—	1	8	31	44	35	23	5	—
	M. 68	—	—	—	6	15	23	15	9	—	—
	F. 79	—	—	1	2	16	21	20	14	5	—
SPAIN:											
UNMARRIED	P. 419	36	71	112	133	35	22	8	2	—	—
	M. 334	19	63	86	111	29	18	7	1	—	—
	F. 85	17	8	26	22	6	4	1	1	—	—
MARRIED	P. 212	—	—	11	74	69	34	17	7	—	—
	M. 152	—	—	4	59	55	23	14	6	—	—
	F. 60	—	—	7	24	14	11	3	1	—	—
WIDOWED	P. 35	—	—	2	6	6	8	8	3	1	1
	M. 16	—	—	—	2	5	4	2	2	1	—
	F. 19	—	—	2	1	1	4	6	1	—	1
PORTUGAL:											
UNMARRIED	P. 67	11	9	18	15	7	3	4	—	—	—
	M. 45	4	6	18	10	3	1	3	—	—	—
	F. 22	7	3	—	5	4	2	1	—	—	—
MARRIED	P. 51	—	—	2	8	16	13	8	3	1	—
	M. 38	—	—	1	5	12	10	7	3	—	—
	F. 13	—	—	1	3	4	3	1	—	1	—
WIDOWED	P. 10	—	—	—	—	1	1	2	3	2	1
	M. 6	—	—	—	—	1	—	1	1	2	1
	F. 4	—	—	—	—	—	1	1	2	—	—
ITALY:											
UNMARRIED	P. 5,873	787	1,177	1,523	1,681	437	177	63	22	6	—
	M. 4,904	419	954	1,338	1,549	394	153	54	18	5	—
	F. 969	368	223	185	132	43	24	9	4	1	—
MARRIED	P. 4,689	—	51	453	1,796	1,351	676	254	90	15	3
	M. 3,132	—	7	139	1,171	882	322	201	75	13	2
	F. 1,557	—	44	294	625	369	154	53	15	2	1
WIDOWED	P. 327	—	1	4	23	47	72	102	50	24	4
	M. 176	—	—	3	16	25	35	61	24	15	3
	F. 151	—	1	1	13	22	37	41	26	9	1
GREECE:											
UNMARRIED	P. 119	4	12	25	38	18	12	5	4	1	—
	M. 105	4	8	22	34	15	12	5	4	1	—
	F. 14	—	4	3	4	3	—	—	—	—	—
MARRIED	P. 80	—	—	3	23	16	22	9	6	1	—
	M. 67	—	—	1	20	14	18	7	6	1	—
	F. 13	—	—	2	3	2	4	2	—	—	—
WIDOWED	P. 12	—	—	—	1	1	—	5	4	1	—
	M. 5	—	—	—	—	—	—	3	1	1	—
	F. 7	—	—	—	1	1	—	2	3	—	—

COUNTY OF LONDON—continued.

TABLE 37A.—COUNTRY of BIRTH, CONDITION as to MARRIAGE, and AGES of FOREIGNERS (PERSONS, MALES and FEMALES), ENUMERATED in the COUNTY of LONDON, 1901—continued.

WHERE BORN.	ALL AGES.	Under 15 Years.	15-	20-	25-	35-	45-	55-	65-	75-	85 and upwards.
SERVIA, ROUMANIA AND BULGARIA:											
UNMARRIED	P. 1,138 M. 929 F. 409	494 221 270	234 116 118	277 229 68	106 96 10	23 21 2	3 2 1	— — —	1 1 —	— — —	— — —
MARRIED	P. 918 M. 500 F. 418	— — —	17 2 15	216 75 141	306 212 154	201 128 73	83 58 25	29 19 10	6 4 —	— — —	— — —
WIDOWED	P. 60 M. 19 F. 50	— — —	— — —	1 — 1	6 — 6	13 2 11	17 2 15	12 2 10	8 — 6	3 2 1	— — —
TURKEY:											
UNMARRIED	P. 303 M. 313 F. 80	76 48 28	57 38 19	63 77 16	117 106 11	28 25 3	10 8 2	9 8 1	1 1 —	2 2 —	— — —
MARRIED	P. 239 M. 170 F. 69	— — —	2 1 1	13 5 8	80 49 31	79 63 16	46 38 8	12 9 3	6 4 2	— — —	1 1 —
WIDOWED	P. 28 M. 13 F. 15	— — —	— — —	— — —	3 2 1	9 4 5	6 2 4	4 3 1	5 2 3	1 — 1	— — —
CHINA:											
UNMARRIED	P. 61 M. 47 F. 14	6 4 2	8 4 4	22 17 5	20 19 1	5 3 2	— — —	— — —	— — —	— — —	— — —
MARRIED	P. 55 M. 50 F. 5	— — —	2 2 —	9 9 —	25 22 3	12 10 2	6 6 —	1 1 —	— — —	— — —	— — —
WIDOWED	P. 4 M. — F. 4	— — —	— — —	— — —	2 — 2	1 — 1	1 — 1	— — —	— — —	— — —	— — —
JAPAN:											
UNMARRIED	P. 102 M. 86 F. 16	9 3 6	9 6 3	24 20 4	55 52 3	4 4 —	1 1 —	— — —	— — —	— — —	— — —
MARRIED	P. 46 M. 36 F. 10	— — —	— — —	2 — 2	21 16 5	20 17 3	3 3 —	— — —	— — —	— — —	— — —
WIDOWED	P. 3 M. 1 F. 2	— — —	— — —	— — —	2 — 2	— — —	1 1 —	— — —	— — —	— — —	— — —
ASIA, OTHER COUNTRIES:											
UNMARRIED	P. 106 M. 85 F. 20	8 4 4	14 12 2	42 39 3	25 21 4	8 6 2	4 3 1	1 1 —	1 1 —	2 2 —	— — —
MARRIED	P. 35 M. 30 F. 5	— — —	— — —	— — —	10 6 4	10 10 —	9 8 1	5 5 —	1 1 —	— — —	— — —
WIDOWED	P. 8 M. 1 F. 7	— — —	— — —	— — —	— — —	— — —	— — —	4 4 —	3 3 —	— — —	1 1 —
AFRICA:											
UNMARRIED	P. 114 M. 84 F. 30	27 17 10	19 11 8	19 16 3	29 24 5	15 11 4	4 4 —	1 1 —	— — —	— — —	— — —
MARRIED	P. 49 M. 35 F. 14	— — —	— — —	6 4 2	15 12 3	17 13 4	8 4 4	2 1 1	1 1 —	— — —	— — —
WIDOWED	P. 5 M. 2 F. 3	— — —	— — —	— — —	— — —	2 — 2	2 — —	— — —	1 1 —	— — —	— — —
UNITED STATES:											
UNMARRIED	P. 2,744 M. 1,584 F. 1,160	668 322 346	278 130 148	436 227 209	759 502 257	332 213 119	160 110 50	60 44 16	40 31 9	11 5 6	— — —
MARRIED	P. 2,320 M. 1,386 F. 934	— — —	7 1 6	120 38 82	782 493 289	738 477 261	410 277 133	183 135 48	55 39 16	19 15 4	1 1 —
WIDOWED	P. 497 M. 130 F. 367	— — —	1 1 —	2 — 2	58 11 47	104 26 78	119 33 86	112 28 84	61 15 46	36 15 21	4 1 3
AMERICA, OTHER COUNTRIES:											
UNMARRIED	P. 461 M. 261 F. 200	143 68 75	87 42 45	104 77 27	71 43 28	30 19 11	16 6 10	6 5 1	3 — 3	— — —	1 1 —
MARRIED	P. 182 M. 106 F. 76	— — —	— — —	12 5 7	63 35 28	51 28 23	35 24 11	18 12 6	3 2 1	— — —	— — —
WIDOWED	P. 40 M. 8 F. 32	— — —	— — —	— — —	3 — 3	9 1 8	10 2 8	6 1 5	9 4 5	2 — 2	1 — 1
BORN ABROAD, COUNTRY NOT STATED:											
UNMARRIED	P. 142 M. 80 F. 62	35 11 24	30 15 15	36 26 12	33 24 9	3 2 1	2 — —	1 1 —	— — —	— — —	— — —
MARRIED	P. 104 M. 60 F. 44	— — —	— — —	13 6 7	42 23 19	32 22 10	9 4 5	5 2 3	3 — —	— — —	— — —
WIDOWED	P. 5 M. 2 F. 3	— — —	— — —	— — —	— — —	2 1 1	1 — —	1 — —	1 — —	— — —	— — —

COUNTY OF LONDON—continued.

TABLE 37B.—OCCUPATIONS and COUNTRY of BIRTH of FOREIGNERS (MALES and FEMALES), AGED 10 YEARS and UPWARDS, enumerated in the COUNTY of LONDON, 1901.

Russia.		Poland (Russian).		Sweden.		Norway.		Denmark.		Holland.		Belgium.		France.		Germany.		Austria.		Hungary.		Switzerland.	
M.	F.	M.	F.	M.	F.	M.	F.	M.	F.	M.	F.	M.	F.	M.	F.	M.	F.	M.	F.	M.	F.	M.	F.
20619	17508	3155	7265	1180	495	857	210	376	270	2402	1847	1108	904	5462	5802	17215	10212	4048	2141	533	217	2920	149
1458	1444	469	515	6	7	5	5	7	8	99	116	51	50	231	239	272	300	191	176	17	24	27	2
19061	16154	7686	9750	1174	488	852	205	669	262	2303	1731	1057	844	5231	5563	16943	9912	3887	1965	516	183	2893	147
1865	12026	718	5220	77	183	28	96	36	121	279	1309	116	528	709	2347	1041	5775	269	1395	38	130	129	48
17196	4128	6968	1530	1097	305	824	109	633	141	2024	422	941	415	4522	3216	15902	4137	3588	570	478	63	2764	99
...TOTAL FOREIGNERS*																							
... Under 10 Years of Age ...																							
... 10 Years and upwards ...																							
Retired or Unoccupied (Order XXIII.)																							
Engaged in Occupations (Orders I. - XXII.)																							
I. GENERAL OR LOCAL GOVERNMENT OF THE COUNTRY.																							
1. National Government ...																							
2. Local Government ...																							
II. DEFENCE OF THE COUNTRY.																							
III. PROFESSIONAL OCCUPATIONS AND THEIR SUBORDINATE SERVICES.																							
1. Clerical.																							
3	.	.	.	1	1	.	1	.	1	.	9	.	2	.	.	.	1	.
.	4	.	17	.	5	.	.	2
33	.	10	.	4	.	.	.	1	.	3	.	1	.	1	.	11	.	5	.	1	.	2	.
18	.	2	.	2	1	2	1	3	1	7	.	.	.	1	.	7	6	4	.	1	2	2	.
.	1	2	2
15	.	4	1	.	6	.	.	.	1	.	4	3	1
.	.	1	.	.	.	1	.	.	.	1	.	.	.	8	.	6	.	2	.	1	.	.	.
6	3	.	2	.	8	.	17	.	5	.	.	.	4	.
9	1	1	.	7	3	2	.	3	.	4	.	1	.	12	.	32	1	3	.	.	.	8	.
4	1	1	1	.	1	.	1	.	7	1	1	.	.	.	1	.
.	5	.	3	1
.	67	2	23	1	6	.	1	.	12	1	12	.	2	.	53	4	69	1	4	.	.	2	.
4	1	1	.	15	11	.	1	.	6	.	.	.	1	2	7	12	2	1
176	20	43	6	5	13	2	5	1	4	11	15	14	27	160	399	98	392	22	20	7	.	23	1
21	3	2	.	5	.	4	1	2	2	8	2	4	.	41	3	54	6	13	3	4	.	1	.
3	.	.	.	1	.	.	.	2	.	6	.	1	.	4	.	7	.	3	.	.	.	1	.
4	.	7	1	5	.	.	.	1	.	6	.	3	.	16	1	26	2	4	.	.	.	10	.
6	.	.	.	11	.	7	.	13	.	4	.	3	.	18	.	44	.	4	.	1	.	5	.
.	6	.	1	1	.	3	.	1
10	1	2	.	5	2	.	.	7	2	17	1	17	4	66	8	77	19	17	2	7	.	15	.
.	.	1	1	.	8	1	.	2	.	2	.	8	.	1	.	.	.	3	.
16	.	4	.	1	.	3	.	3	.	1	.	2	.	10	3	36	1	9	.	2	.	1	.
63	10	11	3	3	1	.	1	5	4	81	7	39	6	33	45	243	57	51	11	23	5	9	.
5	6	1	.	3	1	.	1	2	3	3	3	3	6	16	18	32	29	8	4	1	1	1	.
4	2	1	.	.	1	.	.	4	.	5	2	.	.	8	5	18	6	2	1	1	.	2	.
9	.	2	.	4	.	.	.	2	.	3	2	1	.	15	2	27	5	8	.	.	.	2	.
IV. DOMESTIC OFFICES OR SERVICES.																							
1. Domestic Indoor Service.																							
6	5	1	.	3	4	1	.	7	3	7	3	21	13	120	35	355	51	91	1	12	.	365	.
13	491	3	153	20	183	7	74	12	84	12	105	40	174	269	1170	464	2143	147	166	19	19	270	6
.	1	.	1	.	2	.	2	.	7	3	.
1	2	.	.	.	9	1	22	2	3	2	.	.	6	.
6	6	3	1	2	19	1	2	.	1	2	5	2	.	6	10	14	18	.	3	.	.	6	.
7	1	3	.	1	1	.	.	2	.	5	1	2	1	6	2	21	10	1	.	1	.	2	.
7	16	2	5	2	9	.	2	1	1	12	3	24	5	684	42	137	63	12	9	5	2	225	.
15	41	.	10	8	.	4	23	23	96	18	60	.	4	.	1	1	.
10	1	4	1	2	.	.	.	2	.	5	1	8	.	11	4	19	3	3	2	.	.	21	.

* In addition to the Totals shown in this Table under the several Countries, 142 Male and 169 Female Foreigners omitted to state their Country of Birth.

COUNTY OF LONDON—continued.

TABLE 37B.—OCCUPATIONS and COUNTRY of BIRTH of FOREIGNERS (MALES and FEMALES), AGED 10 YEARS and UPWARDS, enumerated in the COUNTY of LONDON 1901—continued.

Spain.		Portugal.		Italy.		Greece.		Servia, Roumania & Bulgaria.		Turkey.		OCCUPATIONS.		China.		Japan.		Asia (other countries).		Africa.		America (United States).		America (other countries).	
M.	F.	M.	F.	M.	F.	M.	F.	M.	F.	M.	F.			M.	F.	M.	F.	M.	F.	M.	F.	M.	F.	M.	F.
502	164	89	39	8212	2677	177	34	1179	937	496	164	97	23	123	28	116	32	121	47	3100	2461	375	308
9	9	2	3	229	230	4	—	143	196	34	18	1	2	4	2	3	8	5	211	204	36	38	
493	155	87	36	7983	2447	173	34	1036	741	462	146	97	22	121	24	114	29	113	42	2886	2257	339	270
113	93	23	25	489	1650	23	27	111	510	59	107	...	Retired or Unoccupied (Order XXIII.)	22	14	44	18	52	21	31	31	551	1601	169	216
380	62	64	11	7494	797	150	7	925	231	403	39	...	Engaged in Occupations (Orders I.-XXII.)	75	8	77	6	62	8	82	11	2338	656	170	54
													I. GENERAL OR LOCAL GOVERNMENT OF THE COUNTRY.												
													1. National Government 1												
													2. Local Government 1												
													II. DEFENCE OF THE COUNTRY.												
													III. PROFESSIONAL OCCUPATIONS AND THEIR SUBORDINATE SERVICES.												
													1. Clerical.												
													Clergymen (Established Church) 3												
													Roman Catholic Priests 12												
													Ministers, Priests, of other religious bodies 27												
													Missionaries, Scripture Readers, Itinerant Preachers 16												
													Monks, Nuns, Sisters of Charity 1												
													Church, Chapel, Cemetery — Officers, etc. 1												
													2. Legal.												
													Barristers, Solicitors 24												
													Law Clerks 5												
													3. Medical.												
													Physicians, Surgeons, General Practitioners 58												
													Dentists 20												
													Veterinary Surgeons 1												
													Midwives 1												
													Sick Nurses, Invalid Attendants 22												
													Subordinate Medical Service 6												
													4. Teaching 10												
													5. Literary and Scientific.												
													Authors, Editors, Journalists, Reporters, Shorthand Writers 70												
													Persons engaged in Scientific Pursuits 13												
													Others 6												
													6. Engineers and Surveyors.												
													Civil and Mining Engineers 47												
													Land, House, Ship—Surveyors 8												
													7. Art, Music, Drama.												
													Painters, Engravers, Sculptors (artists) 33												
													Architects 2												
													Photographers 10												
													Musicians, Music Masters, Singers 41												
													Actors 103												
													Art, Music, Theatre—Service, etc. 168												
													8. Exhibitions, Games, etc. 37												
													IV. DOMESTIC OFFICES OR SERVICES.												
													1. Domestic Indoor Service.												
													Domestic Indoor Servants in Hotels, Lodging, and Eating Houses 13												
													Other Domestic Indoor Servants 6												
													2. Domestic Outdoor Service.												
													3. Other Service.												
													College, Club—Service 1												
													Hospital and Institution Service 2												
													Caretakers; Office, Park, Gate, etc.—Keepers (not Govt.) 3												
													Cooks (not Domestic) 11												
													Charwomen 7												
													Laundry and Washing Service 5												
													Others engaged in Service 2												

COUNTY OF LONDON—continued.

TABLE 37B.—OCCUPATIONS and COUNTRY of BIRTH of FOREIGNERS (MALES and FEMALES) AGED 10 YEARS and UPWARDS, enumerated in the COUNTY of LONDON, 1901—continued.

Spain.		Portugal.		Italy.		Greece.		Servia, Roumania, & Bulgaria.		Turkey.		OCCUPATIONS.		China.		Japan.		Asia (other countries).		Africa.		America (United States).		America (other countries).	
M.	F.	M.	F.	M.	F.	M.	F.	M.	F.	M.	F.			M.	F.	M.	F.	M.	F.	M.	F.	M.	F.	M.	F.
V. COMMERCIAL OCCUPATIONS.																									
11	7	5		10		11		2		26		1. Merchants, Agents and Accountants.				2		2		4		32		12	
				26		11		5		22		Merchants (commodity undefined)				1		5		3		94	3	4	
				6						1		Brokers, Agents, Factors								1		14			
2		2		24		2		26		21		Salesmen, Buyers (not otherwise described)													
		1				1						Commercial Travellers								3		56	1	5	
				1								Accountants				1						7		1	
												Auctioneers, Appraisers, Valuers, House Agents										4	1		
				1								Officers of Commercial Company, Guild, Society, etc.											1		
57	1	8		103	7	12		16		35	1	2. Commercial or Business Clerks		4		19		11		8		126	15	21	4
7				7		3		2		5		3. Dealers in Money.													
				1		1						Bankers; Bank-Officials, Clerks...				12		1		2		16		7	
												Bill Discounters, Brokers, Finance Agents										9		2	
				1								4. Insurance.													
												Life, House, Ship, etc., Insurance										5			
2				1								—Officials, Clerks, etc.													
												Insurance Agents										6		1	
VI. CONVEYANCE OF MEN, GOODS, AND MESSAGES.																									
		1		6								1. On Railways										12	1	1	
1		1		14				1				2. On Roads.						1				24			
				115				3				Coachmen, Grooms (not Domestic); Cabmen													
				1				1		1		Carmen, Carriers, Carters, Waggoners (not Farm)									12		1		
												Others										14		1	
88		21		32		16				2		3. On Seas, Rivers, and Canals.										87		6	
1										1		Merchant Service; Seamen, Pilots; Boatmen on Seas		50		2		4							
3				2		2						Others								1		1		3	
1				45				4		4		4. In Docks, Harbours, and Lighthouses								1		21			
												5. In Storage, Portage, and Messages		1						1		45	2	1	
VII. AGRICULTURE.																									
				5	2			2		1		1. On Farms, Woods, and Gardens						2		1		7		1	
VIII. FISHING.																									
												1. In Fishing										1			
IX. IN AND ABOUT, AND DEALING IN THE PRODUCTS OF, MINES AND QUARRIES.																									
1				5						2		1 and 2. Mines and Quarries.										17	2	1	
		1		7								Workers										3			
												Dealers													
X. METALS, MACHINES, IMPLEMENTS, AND CONVEYANCES.																									
1												1. Iron and Steel Manufacture										4			
1				1								2. Manufacture of Other, Mixed, or Unspecified Metals													
				5				3				3. Engineering, and Machine Making.										5		1	
3				7		3		3		4		Blacksmiths, Strikers								1		16			
3				26		5		2		4		Erectors, Fitters, Turners			1		2				1	71	1	5	
				13								Others													
								1				4. Tools										1			
												5. Types, Dies, Medals, Coins													
												6. ARMS													
				2	1			7				7. Miscellaneous Metal Trades.													
				61	1							Tinplate Goods Makers												1	
1				28						3		Lead Goods Makers					1					8	2	1	
												Other Metal Workers													
				3				4		1		8. Ships and Boats					1					5		1	
1				1						1		9. Vehicles										12		1	
												10. Dealers										33		1	
XI. PRECIOUS METALS, JEWELS, WATCHES, INSTRUMENTS, AND GAMES.																									
				18				1		1		1. Precious Metals and Jewellery.										7			
				2	1	1		1				Goldsmiths, Silversmiths, Jewellers		1				1				2			
												Other Workers													
2				3				9				2. Watches and Scientific Instruments.										5			
1				4						1		Watchmakers, Clockmakers								1		4			
												Scientific Instrument Makers; Opticians													
2				18				3		1		Electrical Apparatus Makers		1								61		4	
												Weighing and Measuring Apparatus Makers													
												Surgical Instrument Makers										6			
				47	2	1		1		2		3. Musical Instruments								1		11	1	1	
								1		1		4. Tackle for Sports and Games										4		1	
												5. Dealers.													
								1		1		Dealers in Precious Metals, Jewellery, and Watches						1				4			
				1						1		Other Dealers				1		1				8			

Russia.		Poland (Rus- sian).		Swe- den.		Nor- way.		Den- mark.		Hol- land.		OCCUPATIONS.												Bel- gium.		France.		Ger- many.		Austria.		Hun- gary.		Switzer- land.			
M.	F.	M.	F.	M.	F.	M.	F.	M.	F.	M.	F.													M.	F.	M.	F.	M.	F.	M.	F.	M.	F.	M.	F.	M.	F.
XII. BUILDING AND WORKS OF CON- STRUCTION.																																					
1. House Building, etc.																																					
6	2	7	2	1	1	1	1	1	1	2	2													1	2	11	1	1	1	2	1	2	1	2	1	2	
100	9	50	9	7	11	10	10	1	1	1	1													17	29	64	24	1	1	1	1	1	1	1	1	1	
9	3	1	1	1	1	1	1	1	1	1	1													1	1	3	1	1	1	1	1	1	1	1	1	1	
3	1	1	1	1	1	1	1	1	1	1	1													4	1	7	1	1	1	1	1	1	1	1	1	1	
48	12	35	1	3	3	4	20	1	1	1	1													1	1	9	2	2	2	1	1	1	1	1	1	1	
171	55	1	3	3	4	20	2	1	1	1	1													20	39	90	25	2	2	1	1	1	1	1	1	1	
12	5	1	1	1	1	1	1	1	1	1	1													1	4	8	3	3	3	1	1	1	1	1	1	1	
23	11	1	1	1	1	1	1	1	1	1	1													1	2	11	5	1	1	1	1	1	1	1	1	1	
9	3	1	1	1	1	1	1	1	1	1	1													1	2	5	3	3	3	1	1	1	1	1	1	1	
3	1	1	1	1	1	1	1	1	1	1	1													1	1	4	2	1	1	1	1	1	1	1	1	1	
1	1	1	1	1	1	1	1	1	1	1	1													1	1	1	1	1	1	1	1	1	1	1	1	1	
2. Other Works of Construction, and Roads, Pavilions, Road Labourers, etc.																																					
Others																																					
XIII. WOOD, FURNITURE, FITTINGS, AND DECORATIONS.																																					
1. Furniture, Fittings, and Decorations.																																					
1002	4	292	8	5	44	66													42	1	65	443	1	144	24	35											
44	1	11	1	1	1	7													1	1	1	1	1	1	1	1											
180	25	1	1	1	1	1													6	1	23	4	54	4	22	1	7	3									
3	3	1	1	1	1	1													1	1	1	1	1	1	1	1	1										
2	1	1	1	1	1	1													1	1	1	1	1	1	1	1	1										
160	2	60	3	1	2	11	1													18	25	1	59	1	14	2	2										
125	2	74	2	1	2	12	1													1	13	2	39	24	1	1	1										
2	3	2	2	1	1	15	1													3	8	12	1	3	2	1											
29	1	5	2	1	1	10	1													2	1	9	30	3	10	1	1										
3	1	1	1	1	1	4	1													2	10	6	1	1	1	1											
21	8	1	1	1	1	1	1													1	4	16	7	1	1	1											
15	3	5	1	1	1	1	1													1	1	1	9	1	1	1											
13	4	1	1	1	1	5	1													1	2	11	2	1	1	3											
9	3	1	1	1	1	2	1													1	1	4	1	1	1												
15	3	6	1	1	1	6	1													1	1	9	3	2	1	1											
2. Wood and Bark.																																					
Sawyers																																					
Lath, Wooden Fence, Hurdle- Makers																																					
Wood Turners																																					
Wooden Box, Packing Case- Makers																																					
Coopers; Hoop-Makers, Benders																																					
Cork, Bark-Cutters, Workers																																					
Other Workers																																					
Timber, Wood, Cork, Bark-Mer- chants, Dealers																																					
XIV. BRICK, CEMENT, POTTERY, AND GLASS.																																					
1. Brick, Cement, Pottery, and Glass.																																					
Brick, Tile, Terra-Cotta-Makers																																					
Plaster, Cement-Manufacture																																					
Earthenware, China, Porcelain- Manufacture																																					
Glass Manufacture																																					
Brick, Cement, Pottery, Glass- Dealers																																					
XV. CHEMICALS, OIL, GREASE, SOAP, RESIN, ETC.																																					
1. Colouring Matter																																					
2. Explosives and Matches																																					
3. Salt, Drugs, and other Chemicals and Compounds																																					
4. Oil, Grease, Soap, Resin, etc.																																					
Waterproof Goods Makers																																					
Other Workers																																					
Dealers																																					
XVI. SKINS, LEATHER, HAIR, AND FEATHERS.																																					
1. Skins and Leather.																																					
Furriers, Skinners																																					
Tanners																																					
Curriers; Leather Goods Makers																																					
2. Saddlery and Harness																																					
3. Hair and Feathers																																					
4. Dealers in Skins, Leather, Hair, and Feathers																																					
XVII. PAPER, PRINTS, BOOKS, AND STATIONERY.																																					
1. Paper and Stationery.																																					
Envelope Makers; Stationery Manufacture																																					
Paper Box, Paper Bag-Makers																																					
Stationers, Law Stationers																																					
Others																																					
2. Prints and Books.																																					
Printers																																					
Lithographers; Copper and Steel Plate Printers																																					
Bookbinders																																					
Publishers, Booksellers																																					
Newspaper Agents, News Room Keepers																																					
XVIII. TEXTILE FABRICS.																																					
1. Cotton and Flax																																					
2. Wool and Worsted																																					
3. Silk																																					
4. Hemp and Other Fibrous Materials																																					
5. Mixed or Unspecified Materials																																					
6. Bleaching, Printing, Dyeing, etc.																																					
7. Dealers (Drapers and Others)																																					

COUNTY OF LONDON—continued.

TABLE 37B.—OCCUPATIONS and COUNTRY of BIRTH of FOREIGNERS (MALES and FEMALES), AGED 10 YEARS and UPWARDS, enumerated in the COUNTY OF LONDON, 1901—continued.

Spain.		Portugal.		Italy.		Greece.		Servia, Roumania, & Bulgaria.		Turkey.		OCCUPATIONS.		China.		Japan.		Asia (other countries).		Africa.		America (United States).		America (other countries).	
M.	F.	M.	F.	M.	F.	M.	F.	M.	F.	M.	F.			M.	F.	M.	F.	M.	F.	M.	F.	M.	F.	M.	F.
XII. BUILDING AND WORKS OF CONSTRUCTION.																									
1. House Building, etc.																									
				3					1			Builders										10			
2		1		126				27		5		Builders' Labourers						1		1		26			
				7				1				Carpenters, Joiners										9			
				5								Bricklayers										5			
				43								Bricklayers' Labourers										10			
				1								Masons										1			
				15								Masons' Labourers										8			
												Slaters, Tilers										1			
												Plasterers										1			
												Plasterers' Labourers										1			
1				48		1		15		2		Paperhangers, Whitewashers										1			
				3				1		1		Painters, Decorators, Glaziers		1				1			30	2	2		
				2				1		2		Plumbers										6		1	
								1				Gasfitters										4			
												Locksmiths, Bellhangers													
2. Other Works of Construction, and Roads.																									
				325								Paviours, Road Labourers								1		3			
												Others			1							4		1	
XIII. WOOD, FURNITURE, FITTINGS, AND DECORATIONS.																									
1. Furniture, Fittings, and Decorations.																									
3				126				89		14		Cabinet Makers					1					9		2	
1				10				2				French Polishers								1		2			
				10				19		3		Upholsterers										4			
				3				1		1		House and Shop Fittings Makers										6			
				1								Undertakers; Funeral Furniture Makers													
				50				13		2		Wood Carvers; Carvers and Gilders								1		2			
												Willow, Cane, Rush—Workers;										2			
												Basket Makers										4			
1				6	1					3		Dealers in Works of Art										2	1		
				3								Furniture, etc., Dealers										2			
2. Wood and Bark.																									
				2				2				Sawyers										1			
												Lath, Wooden Fence, Hurdle—Makers													
1				1				3				Wood Turners										1			
				1				2				Wooden Box, Packing Case—Makers										1			
				1		1		17				Coopers; Hoop—Makers, Benders										2			
				4		1		1				Cork, Bark—Cutters, Workers										1			
9				1				1				Other Workers										4			
												Timber, Wood, Cork, Bark—Merchants, Dealers										7			
XIV. BRICK, CEMENT, POTTERY, AND GLASS.																									
1. Brick, Cement, Pottery, and Glass.																									
				1								Brick, Tile, Terra-Cotta—Makers										2			
				109		4						Plaster, Cement—Manufacture										1			
				27		2						Earthenware, China, Porcelain—Manufacture										4			
				3								Glass Manufacture										1			
												Brick, Cement, Pottery, Glass—Dealers													
XV. CHEMICALS, OIL, GREASE, SOAP, RESIN, ETC.																									
1. Colouring Matter																									
1				20		2									1							2			
2. Explosives and Matches																									
				6				2		1												34	2		
3. Salt, Drugs, and other Chemicals and Compounds																									
1								3														5			
1				2		2				2												7			
4. Oil, Grease, Soap, Resin, etc.																									
												Waterproof Goods Makers													
												Other Workers													
												Dealers													
XVI. SKINS, LEATHER, HAIR, AND FEATHERS.																									
1. Skins and Leather.																									
								46	16	2		Furriers, Skinners										6	2		
								1				Tanners										9		1	
				2				1				Curriers; Leather Goods Makers									1				
				9				60	1	1		2. Saddlery and Harness										1	4		
								4	1			3. Hair and Feathers													
				1				1		1		4. Dealers in Skins, Leather, Hair, and Feathers									1		4		
XVII. PAPER, PRINTS, BOOKS, AND STATIONERY.																									
1. Paper and Stationery.																									
				3								Envelope Makers; Stationery Manufacture											2		
1						1		6	1			Paper Box, Paper Bag—Makers										1	2		
				1								Stationers, Law Stationers										3			
												Others										6			
2. Prints and Books.																									
2				8		3		8		3		Printers									1	26	2	2	
				4								Lithographers; Copper and Steel Plate Printers										5			
				1				1		1		Bookbinders										1	2		
				6		12		1				Publishers, Booksellers										24	1	1	
1				7		1						Newspaper Agents, News Room Keepers		1			1					13		1	
XVIII. TEXTILE FABRICS.																									
1. Cotton and Flax																									
				2								2. Wool and Worsted											2		
												3. Silk										1			
2				1		3		1		5		4. Hemp and other Fibrous Materials											6	2	1
												5. Mixed or Unspecified Materials													
												6. Bleaching, Printing, Dyeing, etc.													
2	1	2						24	1	15	4	7. Dealers (Drapers and Others)				2							12	7	1

COUNTY OF LONDON—continued.

TABLE 37B.—OCCUPATIONS and COUNTRY of BIRTH of FOREIGNERS (MALES and FEMALES), AGED 10 YEARS and UPWARDS, enumerated in the COUNTY of LONDON, 1901—continued.

Russia.	Poland (Russian).	Swe- den.	Nor- way.	Den- mark.	Hol- land.	Bel- gium.	France.	Ger- many.	Austria.	Hun- gary.	Switzer- land.
M.	F.	M.	F.	M.	F.	M.	F.	M.	F.	M.	F.
OCCUPATIONS.											
XIX. DRESS.											
1. Dress.											
589	177	118	37	1	1	23	15				
3	40	21	2								
3905	1814	3475	789	296	17	22	3	30	2	137	45
19	1	19				7	2				
27	355	9	90	5	5		46				
3	10	1	3								
30	132	13	55	2	1	1	13				
1	1	1				1					
13	4	11	2	1		1					
2138	92	732	28	26	10	1	26	55	3		
110	6	40				6					
21	4	9	1			1					
248	11	271	3	8	1	18	62	3			
88	3	29	3			1					
3	1	2	1								
21	4	11	1			2	1				
XX. FOOD, TOBACCO, DRINK, AND LODGING.											
1. Food.											
42	3	13				2					
2											
58	10	24	10	2	2	14	23				
8		2									
141	4	71	5	1		28	1				
64	5	41	4		1	3	21				
2											
8		2				2	1				
161	2	91	3			3	50				
70	19	37	10	2	1	1	19	3			
17	8	4									
195	43	81	22	4		8	3				
96	18	33	4	1	1		16	1			
35	1	11									
1	1					4	1				
1	2	1	1			1					
284	280	58	51		1	313	43				
126	12	24			1	14					
4			1	1	1						
34	3	17	1	3	3	2	3	10	1		
3			3	3	1	1	1	2	7		
12	1	10		1	2	3	4	4			
5				1							
2	3			1	3	1		3			
42	8	5	2	17	7	1	25	30	3		
20	1	4		1		2					
XXI. GAS, WATER, AND ELECTRICITY SUPPLY, AND SANITARY SERVICE.											
13		59		1			7				
		1									
XXII. OTHER, GENERAL, AND UNDEFINED WORKERS AND DEALERS.											
3	1					3	1				
3		7	1			1					
80	10	26	2				3				
17	1	2		2		1					
			1								
103	27	48	6	1	1	1	31	8			
352	51	112	18	1	1		65	5			
7	1	1	1	1			2				
25		3		8	4	3	16				
7				8	5	8	2				
31	3	11	2	2	2	3	8	1			
5		2	2				3				
54	5	31	5				2				
XXIII. WITHOUT SPECIFIED OCCUPATIONS OR UNOCCUPIED.											
35	6	28	5	6	6	6	35				
1	1		1								
61	102	31	42	17	19	3	10	5	12	42	76
1768	11917	539	5172	54	164	19	86	25	169	302	1233
XXIV. WITHOUT SPECIFIED OCCUPATIONS OR UNOCCUPIED.											
7	1	41	21	143	22	10	1	4		11	1
1	1		3	4	2						
22	38	137	236	232	310	27	38	9	5	25	24
86	490	330	2087	642	5441	232	1350	25	125	60	458

COUNTY OF LONDON—continued.

TABLE 37B.—OCCUPATIONS and COUNTRY of BIRTH of FOREIGNERS (MALES and FEMALES),
AGED 10 YEARS and UPWARDS, enumerated in the COUNTY of LONDON, 1901—continued.

Spain.		Portugal.		Italy.		Greece.		Servia, Roumania, & Bulgaria.		Turkey.		OCCUPATIONS.												China.		Japan.		Asia (other countries).		Africa.		America (United States).		America (other countries).															
M.	F.	M.	F.	M.	F.	M.	F.	M.	F.	M.	F.													M.	F.	M.	F.	M.	F.	M.	F.	M.	F.	M.	F.														
XIX. DRESS.																																																	
1. Dress.																																																	
				2				1				Straw Plait Manufacture																																					
				8		1		19	3	1		Straw Hat, Bonnet—Manufacture																																					
								5				Felt Hat Manufacture																																					
												Makers of other Hats, Caps, etc.																			1	2	3																
1				3				2				Milliners																						1	13														
2				106	22	3		219	117	27	8	Hat, Bonnet, Straw Plait, etc.—Drs.																																					
				1				2		1		Tailors																																					
												Clothing, Outfitters, (Dealers)																																					
												Dressmakers																																					
	10			2		106		4	48		7	Staymakers																						1	2	35													
												Shirt Makers, Seamstresses																																					
												Button Makers																																					
												Glove Makers																																					
												Hosiery, Haberdashers																																					
6				100				36		8		Boot, Shoe—Makers																						27	3														
												Slipper Makers																																					
												Patten, Clog—Makers																																					
												Boot, Shoe, Patten, Clog—Dealers																						5															
												Artificial Flower Makers																																					
13		1		148	4			17		8		Wig Makers, Hairdressers																						19	1	2													
				1				5				Umbrella, Parasol, Stick—Makers																																					
1				1				1		1		Other Workers																																					
				1						3		Other Dealers															1																						
XX. FOOD, TOBACCO, DRINK, AND LODGING.																																																	
1. Food.																																																	
				2								Creamery Workers																																					
				1								Milksellers, Dairymen																						1	1														
												Provision Curers																																					
3				43				5	2	1		Cheesemongers, Buttermen, Provision Dealers																																					
										1		Slaughterers																																					
1				2				1		3		Butchers, Meat Salesmen																						1	13														
												Fish Curers																																					
				23	12							Fishmongers, Poulterers, Game Dealers																							6														
												Millers: Cereal Food Manufacture																																					
				3		1		1		2		Corn, Flour, Seed—Merchants, Dealers																						1		7													
1				131	3			3		3		Bread, Biscuit, Cake, etc.—Makers																						10		1													
	2			308	23	1		2	1	7	2	Bakers, Confectioners (Dealers)																						9	6														
								1				Sugar Refiners																																					
				1		3				1	1	Jam, Preserve, Sweet—Makers																							3	1													
				2								Chocolate, Cocoa—Makers																																					
				8	1	1		7	4	4		Grocers: Tea, Coffee, Chocolate—Dealers																						2		10	1	3											
15		2		116	7	3		6		1		Greengrocers, Fruiterers																								5													
				5								Ginger Beer, Mineral Water—Manufacture																						1															
				5								Mustard, Vinegar, Spice, Pickle, etc.—Makers																							1														
1				59	1							Other Dealers																																					
2. Tobacco.																																																	
1				3		10		16	3	30		Tobacco Manufacture																							7	1	11	1	1										
1				1		5		2		12		Tobaccoists																							1		13												
3. Makers of Spirituous Drinks.																																																	
4. Board and Lodging, and Dealing in Spirituous Drinks.																																																	
				203	10			7	1	1		Coffee, Eating House—Keepers																								2	6												
1	2			13	16	2						Lodging, Boarding House—Keepers																											3										
1	1			54				1				Inn, Hotel—Keepers: Publicans, Beersellers, Cider Dealers																						1		15	4												
				44				1				Cellarmen																									1												
				17	6							Barmen																								13	12												
17		1		1133	27	2		7	2	2		Others in Inn, Hotel, Eating House—Service																						3		12	4												
8		2		22	1			1		2		Wine and Spirit—Merchants, Agents															1									2		3											
XXI. GAS, WATER, AND ELECTRICITY SUPPLY, AND SANITARY SERVICE.																																																	
1. Gas, Water, Electricity																																																	
				21						1		Sanitary Service																									8		1										
				2																																													
XXII. OTHER, GENERAL, AND UNDEFINED WORKERS AND DEALERS.																																																	
1. About Animals																																																	
2. Sundry Specified Industries.																																																	
										1		Tobacco-pipe, Snuff-Box, etc.—Makers																																					
				1						1		Rag—Gatherers, Dealers																								1													
2				66	4			3		1		Other Workers																							1		11		1										
				2								Other Dealers																								3													
1	2			53	1	1		9	1	6		3. Makers & Dealers (General or Undefined).																																					
												General Shopkeepers, Dealers																									17	2	1										
												Pawnbrokers																																					
4				1037	43	1		42	1	4		Costermongers, Hawkers, Street Sellers																							1		14	4	1										
				5	1					1		Contractors, Manfactrs., Managers, Superintendents (undefined)																								42	4	1											
4. Mechanics & Labourers (Gen. or Undef.)																																																	
2		1		102	1	2		7		4		General Labourers																									70		5										
				6						1		Eng. Drvrs., Stkrs., Firemen (not Rly., Marine, or Agricultural)																								9		1											
				32	1			2	1	1		Artizans, Mechs., Appres. (undef.)																						3		30		4											
				3						2		Factory Labourers (undefined)																																					
				1				1				Machinists, Mach. Wrkrs. (undef.)																								3													
XXIII. WITHOUT SPECIFIED OCCUPATIONS OR UNOCCUPIED.																																																	
Retired from Business (not Army, Navy, Church, Medicine)																																																	
		2	1	23	1	3		2																													54	8	1										
22	17	8	4	45	37	3	4	4	7	8	6																										1	1	198	362	31	32							
91	76	13	29	419	1612	16	23	105	503	51	101																										21	13	37	18	41	14	30	30	298	1230	137	184	
Living on own means																																																	
Others aged 10 years and upwards (including Students)																																																	

COUNTY OF LONDON—continued.

TABLE 38.—The BLIND, the DEAF and DUMB, the DEAF, and the INSANE in the COUNTY of LONDON, 1901.—CONDITION as to MARRIAGE and AGES of MALES and FEMALES returned as BLIND, DEAF and DUMB, DEAF, LUNATIC, and IMBECILE or FEEBLE-MINDED; also of PERSONS suffering from "COMBINED INFIRMITIES"; distinguishing those in each group who were afflicted from CHILDHOOD.

NOTE.—Persons suffering from more than one Infirmary are included in the several Sections relating to those Infirmities. Thus a Person who was Blind, Deaf, and Feeble-minded appears in three Sections. For details see last Section dealing with "Combined Infirmities."

ALL AGES.					AGES, 1901.													
PERSONS.		Males and Females.		Condition as to Marriage, 1901.	Total.	Under 5 Years.	5-	10-	15-	20-	25-	35-	45-	55-	65-	75-	85 and upwards.	
1891.	1901.	1891.	1901.															
THE BLIND.																		
3,373	3,556	M.	1,745	1,685	Unmarried	605	24	45	73	87	60	108	58	59	45	32	11	3
					Married	777	—	—	—	—	12	76	129	175	197	122	54	12
					Widowed	303	—	—	—	—	—	—	17	28	62	96	87	13
		F.	1,823	1,871	Unmarried	778	27	44	67	69	66	112	102	66	89	69	57	19
					Married	422	—	—	—	1	3	32	62	95	109	79	36	3
					Widowed	671	—	—	—	—	—	3	11	50	110	208	236	53
THE BLIND FROM CHILDHOOD (INCLUDED IN THE BLIND).																		
467	491	M.	219	227	Unmarried	150	24	45	19	20	10	18	7	4	3	—	—	—
					Married	67	—	—	—	—	3	11	21	18	8	3	2	1
					Widowed	10	—	—	—	—	—	—	4	2	1	2	1	—
		F.	218	264	Unmarried	226	27	44	24	16	16	35	29	13	9	7	5	1
					Married	28	—	—	—	1	3	6	8	5	3	2	—	—
					Widowed	10	—	—	—	—	—	—	2	2	6	—	—	—
THE DEAF AND DUMB.																		
2,128	2,057	M.	1,171	1,123	Unmarried	837	37	132	112	118	143	133	64	47	39	15	5	1
					Married	246	—	—	—	—	4	59	77	53	33	17	2	1
					Widowed	40	—	—	—	—	—	2	7	9	8	9	5	—
		F.	957	934	Unmarried	688	25	103	86	115	111	110	56	41	21	13	6	1
					Married	203	—	—	—	—	6	62	61	39	28	6	1	—
					Widowed	43	—	—	—	—	—	—	9	9	10	9	5	1
THE DEAF AND DUMB FROM CHILDHOOD (INCLUDED IN THE DEAF AND DUMB).																		
+	811	M.	?	438	Unmarried	373	37	132	41	33	57	41	17	8	5	2	—	—
					Married	56	—	—	—	—	1	15	16	11	8	4	—	1
					Widowed	9	—	—	—	—	—	1	1	3	2	1	1	—
		F.	?	373	Unmarried	318	25	103	24	41	36	45	15	14	12	2	—	1
					Married	41	—	—	—	—	17	9	5	9	1	—	—	—
					Widowed	14	—	—	—	—	—	6	—	4	3	—	—	1
THE DEAF.																		
2,639	2,906	M.	1,089	1,269	Unmarried	458	8	32	65	66	68	84	60	28	27	12	8	—
					Married	640	—	—	—	—	10	66	118	171	151	78	43	3
					Widowed	171	—	—	—	—	—	—	8	23	30	52	49	9
		F.	1,570	1,637	Unmarried	739	6	39	54	91	76	122	92	87	71	64	39	7
					Married	374	—	—	—	1	9	55	97	88	66	44	12	2
					Widowed	584	—	—	—	—	—	9	38	72	108	162	150	45
THE DEAF FROM CHILDHOOD (INCLUDED IN THE DEAF).																		
316	426	M.	147	211	Unmarried	137	8	32	25	22	19	13	7	3	5	2	1	—
					Married	58	—	—	—	—	2	9	12	15	13	6	1	—
					Widowed	16	—	—	—	—	—	—	1	5	5	2	2	1
		F.	169	215	Unmarried	165	6	39	17	22	14	25	11	18	9	10	—	—
					Married	29	—	—	—	—	—	5	10	8	3	3	—	—
					Widowed	21	—	—	—	—	—	—	3	4	6	5	1	2
THE LUNATIC.																		
?	3,562	M.	?	1482	Unmarried	911	1	2	2	26	56	294	294	196	133	65	20	2
					Married	471	—	—	—	1	2	41	166	128	100	76	16	1
					Widowed	100	—	—	—	—	—	—	10	13	27	33	13	2
		F.	?	2080	Unmarried	1133	—	—	6	25	68	222	253	227	178	97	49	8
					Married	621	—	—	—	1	19	90	164	167	108	61	20	—
					Widowed	326	—	—	—	—	—	1	19	54	82	89	64	17
THE LUNATIC FROM CHILDHOOD (INCLUDED IN THE LUNATIC).																		
?	5	M.	?	3	Unmarried	3	1	2	—	—	—	—	—	—	—	—	—	—
					Married	—	—	—	—	—	—	—	—	—	—	—	—	—
					Widowed	—	—	—	—	—	—	—	—	—	—	—	—	—
		F.	?	2	Unmarried	2	—	—	1	—	—	—	—	—	—	1	—	—
					Married	—	—	—	—	—	—	—	—	—	—	—	—	—
					Widowed	—	—	—	—	—	—	—	—	—	—	—	—	—

* Of the 2,057 Persons in 1901 classified in the Table as Deaf and Dumb, 81 Males and 51 Females, respectively, were returned simply as "Dumb," as were also 46 Males and 19 Females classified as Deaf and Dumb from Childhood.

† The Deaf and Dumb from Childhood were not distinguished in the Tables for 1891.

‡ The Census Schedule did not require Persons who were Deaf without being Dumb to mention the fact of their Deafness, and therefore the figures given for the "Deaf" cannot be regarded as complete.

§ In 1891 the heading of the Census Schedule was "Lunatic, Imbecile or Idiot," and the Persons so returned were eventually classed as "Mentally Deranged." In 1901 the heading of the Schedule provided for two categories of the Mentally Deranged, viz., "Lunatic" and "Imbecile, Feeble-minded," and in drawing comparisons from the figures for the two Censuses, allowance must be made for these differences. The figures for 1891 for the new sub-divisions of Mentally Deranged cannot therefore be given. Total "Lunatic, Imbecile, and Feeble-minded," 1891:—7,058 Persons, 3,159 Males, 3,899 Females. Total "Mentally Deranged," 1891:—3,771 Persons, 2,579 Males, 3,192 Females.

COUNTY OF LONDON—continued.

TABLE 38.—The BLIND, the DEAF and DUMB, the DEAF, and the INSANE in the COUNTY of LONDON, 1901.—CONDITION as to MARRIAGE and AGES of MALES and FEMALES returned as BLIND, DEAF and DUMB, DEAF, LUNATIC, and IMBECILE or FEEBLE-MINDED; also of PERSONS suffering from "COMBINED INFIRMITIES"; distinguishing those in each group who were afflicted from CHILDHOOD—continued.

ALL AGES.					AGES, 1901.													
PERSONS.		Males and Females.		Condition as to Marriage, 1901.	Total.	Under 5 Years.	5-	10-	15-	20-	25-	35-	45-	55-	65-	75-	85 and upwards.	
1891.	1901.	1891.	1901.															
THE IMBECILE OR FEEBLE-MINDED.*																		
?	3,496	M.	?	1,677	Unmarried	1,292	51	173	217	232	179	168	99	61	45	17	14	6
					Married	243	—	—	—	—	3	15	21	43	64	58	35	4
					Widowed	142	—	—	—	—	—	—	2	9	14	55	45	17
		F.	?	1,819	Unmarried	1,282	39	116	158	210	163	211	144	69	51	48	49	24
Married	161				—	—	—	—	4	16	29	28	30	38	15	1		
Widowed	376				—	—	—	—	1	6	14	59	108	131	57			
THE IMBECILE OR FEEBLE-MINDED FROM CHILDHOOD (INCLUDED IN THE IMBECILE OR FEEBLE-MINDED).																		
?	851	M.	?	454	Unmarried	451	51	173	55	48	41	39	24	12	5	3	—	—
					Married	2	—	—	—	—	—	1	—	—	—	—	—	—
					Widowed	1	—	—	—	—	—	—	—	—	1	—	—	—
		F.	?	397	Unmarried	399	39	116	46	51	33	33	31	10	8	2	1	—
Married	5				—	—	—	—	1	1	2	1	—	—	—	—		
Widowed	2				—	—	—	—	—	—	1	—	1	—	—	—		
PERSONS SUFFERING FROM COMBINED INFIRMITIES.†																		
?	147	M.	?	61	Unmarried	35	1	3	6	3	—	5	8	2	4	2	—	1
					Married	14	—	—	—	—	—	1	2	2	3	3	3	—
					Widowed	12	—	—	—	—	—	—	1	—	2	4	5	—
		F.	?	86	Unmarried	54	2	6	1	4	2	5	10	7	5	7	4	1
Married	6				—	—	—	—	—	—	1	2	—	1	2	—		
Widowed	26				—	—	—	—	—	—	—	2	5	3	15	1		
PERSONS SUFFERING FROM COMBINED INFIRMITIES FROM CHILDHOOD (INCLUDED IN PERSONS SUFFERING FROM COMBINED INFIRMITIES).																		
?	22	M.	?	9	Unmarried	9	1	3	2	2	—	—	1	—	—	—	—	—
					Married	—	—	—	—	—	—	—	—	—	—	—	—	—
					Widowed	—	—	—	—	—	—	—	—	—	—	—	—	—
		F.	?	13	Unmarried	13	2	6	—	1	—	2	—	1	—	1	—	—
Married	—				—	—	—	—	—	—	—	—	—	—	—	—		
Widowed	—				—	—	—	—	—	—	—	—	—	—	—	—		

* See notes on preceding page.

† Of these the following persons were returned as under:—

Blind and Deaf and Dumb	9	M.	6	Deaf and Dumb and Lunatic	6	M.	5
Blind and Dumb	1	F.	3	Deaf and Dumb and Feeble-minded	4	F.	1
Blind and Deaf	62	M.	22	Dumb and Lunatic	1	M.	2
Blind and Lunatic	14	F.	40	Dumb and Feeble-minded	12	F.	1
Blind and Feeble-minded	26	M.	8	Deaf and Lunatic	1	M.	8
Blind, Deaf, and Feeble-minded	1	F.	19	Deaf and Feeble-minded	10	F.	4
			1				—
							1
							3
							7

COUNTY OF LONDON—continued.

TABLE 39.—PERSONS RETURNED as BLIND, DEAF and DUMB, DEAF, LUNATIC, IMBECILE or FEEBLE-MINDED, or SUFFERING from COMBINED INFIRMITIES, in the COUNTY of LONDON, in the CITY of LONDON, and in the METROPOLITAN BOROUGHES, 1901.

METROPOLITAN BOROUGHES.	BLIND.			* DEAF AND DUMB.			DEAF.			LUNATIC.			IMBECILE OR FEEBLE-MINDED.			+ COMBINED INFIRMITIES.
	Total.	From Childhood.	Others.	Total.	From Childhood.	Others.	Total.	From Childhood.	Others.	Total.	From Childhood.	Others.	Total.	From Childhood.	Others.	
COUNTY OF LONDON	3,556	491	3,065	2,067	511	1,246	2,066	426	2,540	3,562	5	3,557	3,496	851	2,645	147
CITY OF LONDON	20	3	17	14	9	5	13	1	12	—	—	—	15	3	12	—
BATTERSEA	134	24	110	72	31	41	105	12	93	7	—	7	116	36	80	9
BERMONDSEY	75	12	63	57	24	33	77	7	70	2	—	2	104	24	80	5
BETHNAL GREEN	124	16	108	76	32	44	66	9	57	206	—	206	155	28	127	1
CAMBERWELL	210	34	176	99	34	65	202	27	175	862	—	862	263	59	204	10
CHELSEA	76	7	69	26	7	19	53	9	44	12	—	12	139	11	128	3
DEPTFORD	61	9	52	65	21	44	68	10	58	2	—	2	66	23	43	3
FINSBURY	78	7	71	80	35	45	68	13	55	176	—	176	65	13	62	3
FULHAM	81	14	67	43	24	19	85	11	74	29	—	29	113	39	74	3
GREENWICH	76	9	67	26	14	12	59	6	53	5	—	5	114	23	91	1
HACKNEY	185	29	156	143	45	98	157	43	114	69	—	69	100	55	103	7
HAMMERSMITH	92	10	82	57	16	41	96	14	82	5	—	5	98	11	87	3
HAMPSTEAD	77	32	45	29	12	17	54	13	41	7	—	7	31	7	24	1
HOLBORN	41	3	38	18	1	17	31	2	29	14	—	14	40	15	25	2
ISLINGTON	287	34	253	156	51	99	230	36	194	25	—	25	264	58	206	6
KENSINGTON	138	23	115	62	15	47	134	6	128	9	—	9	98	23	75	4
LAMBETH	194	39	155	84	34	50	181	24	157	46	1	45	140	52	88	11
LEWISHAM	64	13	51	40	26	14	99	17	82	22	1	21	66	22	44	4
PADDINGTON	93	14	79	75	32	43	129	22	107	3	1	2	103	26	77	3
POPLAR	149	13	136	85	37	48	97	10	87	259	—	259	146	27	119	11
ST. MARYLEBONE	64	3	61	17	3	14	31	3	28	8	—	8	38	3	35	2
ST. PANCRAS	247	44	203	167	36	71	207	24	183	16	—	16	245	48	197	20
SHOREDITCH	111	8	103	73	20	53	84	10	74	153	1	152	119	44	75	2
SOUTHWARK	303	28	275	187	98	89	140	17	123	234	—	234	96	37	59	6
STEPNEY	246	23	223	185	67	118	144	19	125	21	—	21	213	50	163	3
STOKE NEWINGTON	28	3	25	18	6	12	41	10	31	75	—	75	24	7	17	—
WANDSWORTH	137	25	112	99	47	52	161	30	131	1,277	1	1,276	322	58	264	22
WESTMINSTER, CITY OF	99	6	93	37	16	21	101	12	89	14	—	14	81	19	62	1
WOOLWICH	66	6	60	33	18	15	53	9	44	4	—	4	62	30	32	1

NOTE.—The considerable numbers of persons suffering from one or other infirmity in some of the Metropolitan Boroughs is due to the presence therein of institutions in which such persons were enumerated. For instance, of the 1,300 Lunatic and Imbecile or Feeble-minded in Wandsworth, 1,331 were resident in the Middlesex County Lunatic Asylum.

* These figures include 132 persons returned simply as "Dumb."

+ These persons are also included in the totals of the several infirmities from which they suffer. Those so afflicted "from Childhood" numbered 22.

COUNTY OF LONDON—continued.

TABLE 39A.—OCCUPATIONS of the BLIND (distinguishing those BLIND from CHILDHOOD), and of the DEAF and DUMB; PERSONS, MALES and FEMALES (UNMARRIED and MARRIED or WIDOWED), AGED 10 YEARS and UPWARDS, in the COUNTY of LONDON, 1901.

NOTE.—The Occupations have been abstracted precisely as entered in the Census Schedules, except that all persons in Workhouses over 60 years of age are classed as "Retired or Unoccupied." Those under 60 years have been classed to their respective occupations unless the word "Retired" has been added. It is probable that, where Blind persons are returned as Engine Drivers, Coachmen, etc., the word "Retired" or "Formerly" has been improperly omitted. Of the Blind returned as engaged in occupations (Orders I.—XXII.), 51 Males and 39 Females, and, of the Deaf and Dumb, 29 Males and 5 Females, were on the day of enumeration resident in Workhouses.

THE BLIND Aged 10 Years and Upwards.							THE BLIND.		OCCUPIED AND UNOCCUPIED.		THE DEAF AND DUMB.		THE DEAF AND DUMB Aged 10 Years and Upwards.				
Males.			Females.				3558		ALL AGES.		2057		Males.		Females.		
Total.	Blind from Childhood (included in Col. 1).		Total.	Unmarried.	Married or Widowed.	Blind from Childhood (included in Col. 3).	140		UNDER 10 YEARS.		297		Total Persons.	Total.	Total.	Unmarried.	Married or Widowed.
(1)	(2)	(3)	(4)	(5)	(6)	(7)	(8)	(9)	(10)	(11)	(12)	(13)	(14)	(15)	(16)	(17)	(18)
1616	158	1800	707	1093	193	3416	TOTAL OCCUPIED AND UNOCCUPIED	1760	954	806	560	246
943	70	1615	597	1018	151	2558	RETIRED OR UNOCCUPIED (ORDER XXIII.)...	773	279	494	306	188
673	88	185	110	75	42	858	ENGAGED IN OCCUPATIONS (ORDERS I.—XXII.)	987	675	312	254	58
1	1	I. GENERAL OR LOCAL GOVERNMENT OF THE COUNTRY.	2	2
1	1	Civil Service (Officers and Clerks)	1	1
.	Civil Service (Messengers, etc.)	1	1
.	Municipal, Parish, and other Local or County Officers	1	1
1	1	II. DEFENCE OF THE COUNTRY.
.	Army Officers (Effective and Retired)
2	2	III. PROFESSIONAL OCCUPATIONS AND THEIR SUBORDINATE SERVICES.
6	2	1	1	.	1	3	Clergymen (Established Church)	1	1
5	5	Ministers, Priests, of other religious bodies	1	1
1	1	Missionaries, Scripture Readers, Itinerant Preachers	1	1
1	1	Barristers, Solicitors	2	2
3	3	Law Clerks
12	1	16	14	2	1	28	Sick Nurses, Invalid Attendants
1	1	Subordinate Medical Service
1	1	Schoolmasters, Teachers, Professors, Lecturers
1	1	Literary and Scientific Pursuits
1	1	Civil and Mining Engineers
78	23	12	5	7	3	90	Painters, Engravers, Sculptors (artists)	14	14
15	16	Photographers	1	1
1	1	Musicians, Music Masters, Singers	1	1
.	Art, Music, Theatre—Service, etc.	1	1
.	Performers, Showmen; Exhibition, Games—Service	1	1
1	1	IV. DOMESTIC OFFICES OR SERVICES.
1	1	Domestic Indoor Servants in Hotels, Lodging, and Eating Houses	3	2	1	1
1	1	Other Domestic Indoor Servants	41	1	40	39	1
1	1	Domestic Gardeners	1	1
1	1	College, Club—Service
5	1	1	1	.	.	6	Hospital and Institution Service
.	Caretakers; Office, Park, Lodge, Gate, etc.—Keepers (not Govern-	1	1
.	ment)
.	Cooks (not Domestic)	1	.	1	1
41	1	17	9	8	1	28	Charwomen	9	.	9	5	4
5	5	Laundry and Washing Service	55	2	53	43	19
.	Others engaged in Service	14	13	1	1
1	1	V. COMMERCIAL OCCUPATIONS.
22	2	6	5	1	1	28	Merchants (commodity undefined)
10	10	Brokers, Agents, Factors...
1	1	Commercial Travellers
1	1	Accountants
3	3	Auctioneers, Appraisers, Valuers, House Agents	1	1
1	1	Commercial or Business Clerks	1	1
1	1	Life, House, Ship, etc., Insurance—Officials, Clerks, etc.	1	1
.	Insurance Agents
1	1	VI. CONVEYANCE OF MEN, GOODS, AND MESSAGES.
1	1	Railway Officials or Clerks	1	1
4	4	Railway Engine Drivers, Stokers
3	3	Coachmen, Grooms (not Domestic); Cabmen	4	4
3	3	Carmen, Carriers, Carters, Waggoners (not Farm)	2	2
2	2	Merchant Service; Seamen, Pilots; Boatmen on Seas	1	1
7	7	Bargemen, Lightermen, Watermen
3	3	Dock Labourers, Wharf Labourers	8	7	1	1
1	1	Messengers, Porters, Watchmen (not Railway or Government)
.	Telegraph, Telephone—Service
1	1	VII. AGRICULTURE.
.	Agricultural Labourers, Farm Servants—distinguished as in
.	charge of Cattle	1	1
.	Agricultural Labourers, Farm Servants—not otherwise distin-
.	guished	2	2
.	Gardeners (not Domestic); Nurserymen, Seedsmen, Florists
1	1	IX. IN AND ABOUT, AND DEALING IN THE PRODUCTS OF, MINES
.	AND QUARRIES.
.	Coal, Coke—Merchants, Dealers

* Dumb only.

COUNTY OF LONDON—continued.

TABLE 39A.—OCCUPATIONS of the BLIND (distinguishing those BLIND from CHILDHOOD) and of the DEAF and DUMB; PERSONS, MALES and FEMALES (UNMARRIED and MARRIED or WIDOWED), AGED 10 YEARS and UPWARDS, in the COUNTY of LONDON, 1901—continued.

THE BLIND Aged 10 Years and Upwards.							THE DEAF AND DUMB Aged 10 Years and Upwards.					
Males.		Females.				Total Persons.	Total Persons.	Males.		Females.		
Total.	Blind from Childhood (included in Col. 1).	Total.	Unmarried.	Married or Widowed.	Blind from Childhood (included in Col. 3).			Total.	Total.	Unmarried.	Married or Widowed.	
(1)	(2)	(3)	(4)	(5)	(6)	(7)	(8)	(9)	(10)	(11)	(12)	(13)
X. METALS, MACHINES, IMPLEMENTS, AND CONVEYANCES.												
							Patternmakers	1	1			
							Ironfounders	3	3			
							Blacksmiths, Strikers	6	6			
							Erectors, Fitters, Turners	1	1			
							Brass Finishers	4	4			
							Coppersmiths	1	1			
							Boiler Makers	1	1			
							Other or undefined Engine and Machine Makers	1	1			
							Die, Seal, Coin, Medal—Makers	4	4			
							Gunsmiths, Gun Manufacturers	1	1			
							Bolt, Nut, Rivet, Screw, Staple—Makers	1	1			
							Wire—Drawers, Makers, Workers, Weavers	5	5			
							White Metal and Electro-Plate Ware Manufacturers; Pewterers	2	2			
							Tinplate Goods Makers	3	3			
							Copper Workers	1	1			
							Brass, Bronze—Workers	3	3			
							Other Metal Workers	5	5			
							Ship and Boat Building	1	1			
							Cycle and Motor Manufacture	6	6			
							Coach, Carriage—Makers	4	4			
							Wheelwrights	1	1			
							Ironmongers; Hardware Dealers, Merchants	1	1			
							Other Dealers in Metals, Machines, etc.					
XI. PRECIOUS METALS, JEWELS, WATCHES, INSTRUMENTS, AND GAMES.												
							Goldsmiths, Silversmiths, Jewellers	4	3	1	1	
							Watchmakers, Clockmakers	2	2			
							Scientific Instrument Makers; Opticians	3	3	1	1	
							Electrical Apparatus Makers	2	2			
							Weighing and Measuring Apparatus Makers	1	1			
							Surgical Instrument Makers	4	4			
							Musical Instrument Makers, Pianoforte Tuners	3	2	1	1	
							Fishing Tackle, Toy, Game Apparatus—Makers					
							Dealers in Instruments, Toys, etc.					
XII. BUILDING AND WORKS OF CONSTRUCTION.												
							Builders	1	1			
							Builders' Labourers	4	4			
							Carpenters, Joiners	25	25			
							Bricklayers	1	1			
							Bricklayers' Labourers	4	4			
							Masons	8	8			
							Masons' Labourers	1	1			
							Slaters, Tilers	1	1			
							Plasterers	1	1			
							Plasterers' Labourers	1	1			
							Paperhangers, Whitewashers	1	1			
							Painters, Decorators, Glaziers	11	11			
							Plumbers	1	1			
							Paviours, Road Labourers	1	1			
XIII. WOOD, FURNITURE, FITTINGS, AND DECORATIONS.												
							Cabinet Makers	37	37			
							French Polishers	34	33		1	
							Upholsterers	8	6	2	2	
							House and Shop Fittings Makers	2	2			
							Undertakers; Funeral Furniture Makers	1	1			
							Wood Carvers; Carvers and Gilders	18	18			
							Willow, Cane, Rush—Workers; Basket Makers	6	6			
							Furniture, etc., Dealers	2	2			
							Sawyers	1	1			
							Lath, Wooden Fence, Hurdle—Makers	1	1			
							Wood Turners	2	2			
							Wooden Box, Packing Case—Makers	14	11	3	3	
							Coopers; Hoop—Makers, Benders	1	1			
							Cork, Bark—Cutters, Workers	1	1			
							Other Workers in Wood	6	6			
							Timber, Wood, Cork, Bark—Merchants, Dealers					
XIV. BRICK, CEMENT, POTTERY AND GLASS.												
							Brick, Plain Tile, Terra-Cotta—Makers	1		1	1	
							Earthenware, China, Porcelain—Manufacture	11	11			
							Glass Manufacture	1	1			
							Brick, Cement, Pottery, Glass—Dealers					
XV. CHEMICALS, OIL, GREASE, SOAP, RESIN, ETC.												
							Cartridge, Fireworks, Explosive Article—Manufacture	2	1	1	1	
							Candle, Grease—Manufacture	3	2	1		1
							India Rubber, Gutta Percha—Workers	1	1			
							Oil and Colourmen					
XVI. SKINS, LEATHER, HAIR, AND FEATHERS.												
							Furriers, Skinners	2	1	1	1	
							Tanners	2	2			
							Curriers; Leather Goods Makers	4	4			
							Saddlers; Harness, Whip—Makers	19	19			
							Brush, Broom—Makers; Hair, Bristle—Workers	12	9	3	1	

COUNTY OF LONDON—continued.

TABLE 39A.—OCCUPATIONS of the BLIND (distinguishing those BLIND from CHILDHOOD) and of the DEAF and DUMB; PERSONS, MALES and FEMALES (UNMARRIED and MARRIED or WIDOWED), AGED 10 YEARS and UPWARDS, in the COUNTY of LONDON, 1901—continued.

THE BLIND Aged 10 Years and Upwards.							THE DEAF AND DUMB Aged 10 Years and Upwards.					
Males.		Females.				Total Persons.	Total Persons.	Males.		Females.		
Total.	Blind from Childhood (included in Col. 1).	Total.	Unmarried.	Married or Widowed.	Blind from Childhood (included in Col. 3).			Total.	Total.	Unmarried.	Married or Widowed.	
(1)	(2)	(3)	(4)	(5)	(6)	(7)	(8)	(9)	(10)	(11)	(12)	(13)
OCCUPATIONS OF PERSONS AGED 10 YEARS AND UPWARDS.												
XVII. PAPER, PRINTS, BOOKS, AND STATIONERY.												
1	.	10	9	1	9	1	Paper Manufacture ...	2	1	1	1	.
12	12	Stationery Manufacture ...	4	3	1	1	.
1	.	1	1	.	.	2	Envelope Makers ...	1	.	1	1	1
1	1	Paper Box, Paper Bag—Makers ...	8	1	7	1	.
1	.	1	.	1	.	1	Other Workers in Paper, etc. ...	3	2	1	1	.
1	1	Stationers, Law Stationers
1	1	Printers ...	18	18	.	.	.
1	1	Lithographers; Copper and Steel Plate Printers ...	9	9	.	.	.
1	.	2	2	1	1	1	Bookbinders ...	40	22	18	2	11
1	1	1	Newspaper Agents, News Room Keepers ...	2	2	.	.	.
XVIII. TEXTILE FABRICS.												
1	1	Silk—Weaving Processes ...	2	2	.	.	.
1	1	1	1	.	.	1	Hemp, Jute, Cocoa Fibre—Manufacture ...	1	1	.	.	.
17	5	17	Rope, Twine, Cord—Makers ...	1	1	.	.	.
2	.	1	.	1	.	3	Mat Makers
1	1	Canvas, Sailcloth, Sacking, Net, etc.—Manufacture
1	.	9	8	1	3	9	Carpet, Rug, Felt—Manufacture ...	6	1	5	5	.
1	1	Fancy Goods (Textile), Small Ware, etc.—Manufacture ...	1	1	.	.	.
1	1	Drapers, Linen Drapers, Mercers ...	1	1	.	.	.
1	1	Textile Dyers ...	1	1	.	.	.
XIX. DRESS.												
.	.	2	2	.	.	2	Makers of Hats, Caps, etc. ...	2	1	1	.	1
1	1	Milliners ...	1	1	1	.	1
1	.	4	2	2	.	4	Tailors ...	94	60	34	12	12
.	.	4	2	2	.	4	Clothiers, Outfitters (Dealers) ...	1	.	1	1	.
.	.	7	3	4	.	7	Dressmakers ...	71	.	71	63	8
.	.	1	1	.	.	1	Staymakers ...	6	1	5	4	1
10	.	1	1	.	.	11	Shirt Makers, Seamstresses ...	26	1	25	23	2
3	3	Boot, Shoe—Makers ...	72	68	4	3	1
.	Boot, Shoe, Patten, Clog—Dealers
1	1	Artificial Flower Makers ...	3	.	3	3	.
1	1	Wig Makers, Hairdressers ...	2	2	.	.	.
.	Umbrella, Parasol, Stick—Makers ...	3	1	2	1	1
.	Other Workers in Dress ...	1	1	.	.	.
XX. FOOD, TOBACCO, DRINK, AND LODGING.												
1	1	Milksellers, Dairymen ...	1	1	.	.	.
1	1	Provision Curers ...	2	2	.	.	.
3	3	Butchers, Meat Salesmen ...	1	1	.	.	.
2	2	Fish Curers ...	1	1	.	.	.
1	1	Fishmongers, Poulterers, Game Dealers ...	3	3	.	.	.
4	4	Corn, Flour, Seed—Merchants, Dealers
2	.	1	.	1	.	3	Bread, Biscuit, Cake, etc.—Makers ...	1	1	.	.	.
8	.	1	.	1	.	8	Bakers, Confectioners (Dealers) ...	2	1	1	1	.
7	7	Jam, Preserve, Sweet—Makers ...	4	4	.	.	.
1	1	Grocers; Tea, Coffee, Chocolate—Dealers ...	4	4	.	.	.
1	1	Green grocers, Fruitellers ...	5	4	1	1	.
.	Tobacco Manufacture ...	1	1	.	.	.
.	Tobacco Conists ...	1	1	.	.	.
.	Maltsters ...	2	2	.	.	.
1	1	Brewers
2	.	1	.	1	.	3	Coffee, Eating House—Keepers ...	1	1	.	.	.
.	Lodging, Boarding House—Keepers ...	1	1	.	.	.
.	Cellar-men ...	5	5	.	.	.
.	Bar-men, Potmen ...	3	2	1	1	.
.	Others in Inn, Hotel, Eating House—Service
XXI. GAS, WATER, AND ELECTRICITY SUPPLY, AND SANITARY SERVICE.												
1	1	Gas Works Service ...	2	2	.	.	.
1	1	Waterworks Service
1	1	Scavengers, Crossing Sweepers
XXII. OTHER, GENERAL, AND UNDEFINED WORKERS AND DEALERS.												
.	Knackers; Catsmeat Dealers ...	1	1	.	.	.
7	.	1	.	1	.	8	Workers in Sundry Specified Industries ...	4	4	.	.	.
69	4	7	1	6	3	76	General Shopkeepers, Dealers ...	4	1	3	2	1
22	22	Costermongers, Hawkers, Street Sellers ...	12	12	.	.	.
2	2	General Labourers ...	35	35	.	.	.
2	2	Engine Drivers, Stokers, Firemen (not Railway, Marine, or Agricultural) ...	1	1	.	.	.
2	2	Artizans, Mechanics, Apprentices (undefined) ...	5	5	.	.	.
1	1	Factory Labourers (undefined) ...	5	4	1	1	.
XXIII. WITHOUT SPECIFIED OCCUPATIONS OR UNOCCUPIED.												
138	1	145	21	124	3	303	Retired from Business (not Army, Navy, Church, Medicine) ...	20	14	6	4	2
18	.	7	3	4	1	25	Pensioners ...	32	12	20	12	8
64	3	117	72	75	18	211	Living on own means ...	721	253	468	290	178
703	66	1316	591	815	129	2019	Others aged 10 years and upwards (including Students)



POPULATION AND PUBLIC WORSHIP.

INTERESTING CENSUS.

DENOMINATIONALISM SHOWN.

Whilst the question is being discussed in the daily press, Why men do not go to church? the "Daily News" is affording public information as to how many actually attend. It may be that the figures are likely to be abnormally low or high, since only one Sunday's attendance is given in each borough, and that particular day may have presented peculiar features in particular places of worship; but, on the other hand, one is tempted to conclude that they are fairly approximate. The following details are abridged from the reports published in the journal alluded to in relation to Bermondsey and Southwark. Dealing first with the Borough of

BERMONDSEY.

The following statistics show the proportionate number of the population, and the representation of the different denominations.

Church of England worshippers, 7,754; ditto at Missions, 1,504; Wesleyans, 4,060; United Methodist Free Church, 1,624; Primitive Methodists, 1,217; Baptists, 957; ditto Mission, 325; Congregationalists, 1,061; Congregational-Baptist, 232; Brethren, 237; Lutheran Church, 41; Presbyterian, 386; Unitarians, 44; Salvation Army, 195; Free Churches, 1,593; Roman Catholics, 3,911; other services, 2,178; total attendants at Church of England services, 9,255; Roman Catholics, 3,911; Nonconformists, 11,250. Of these totals, 11,831 were morning and 15,585 evening attendants, the proportion of men, women, and children being as follows: Morning—Men, 2,332; women, 3,030; children, 6,469. Evening—Men, 3,484; women, 5,309; children, 6,792; so that of the total enumerated over one-half were children. With respect to the children, one wonders at what age or apparent age "the child" was considered to be qualified for that title, and a little elasticity may be exercised in either direction. It may be particularly interesting to those who have not seen the figures which have been published now for three weeks to compare the different places of worship of each denomination, namely, the totals being given for morning and evening respectively:—

Church of England.—St. Olave, 55-34; St. Mary, Horselydown, 291-248; Bermondsey Church, 173-396; Christ Church, Parker's Row, 221-195; St. Anne's, 120-75; St. Crispin's, 501; St. Hugh's, 198-176; Clare College, 182-1; St. Luke's, 201-268; St. Paul's, Kipling Street, 154-111; St. James's, 376-317; St. Augustine's, 138-152; Rotherhithe Parish Church, 165-68; All Saints, 126-108; Christ Church, Union Road, 331-319; Holy Trinity, 68-68; St. Barnabas, 168-127; St. Katharine's, 510-238; St. Paul's, Beaton Street, evening only, 71; St. Andrew's, Abbey Street, 117-2-3. The missions the numbers were as follows:—John's, Horselydown, morning only, 153; Crispin's, 191-360; Llewellyn Hall, evening only, 83; St. James's, Alexis Street, 18-41; College House, Rotherhithe Street, evening only, 7; Christ Church Schools, Paradise Street, evening only, 58; St. Katharine's, Eugenia Road, evening only, 137; Grigg's Place, Grange Walk, 92-106; St. Peter's, Parbrook Street, evening only, 70; Medical Mission, Riley Street, evening only, 55; Oxford Medical Mission, Abbey Street, evening only, 40. Of these totals at the morning services, there were, 657 men, 834 women, and 2,753 children; at the evening services, 1,046 men, 1,962 women, and 2,003 children.

Wesleyan.—Central Hall, 618-2,387; Southwark Park Chapel, 190-541; Silver Street, 53-60; Leroy Street, evening only, 211. Men at

Congregationalists, 1,061; Brethren, 237; Lutheran Church, 41; Presbyterian, 386; Unitarians, 44; Salvation Army, 195; Free Churches, 1,593; Roman Catholics, 3,911; other services, 2,178; total attendants at Church of England services, 9,255; Roman Catholics, 3,911; Nonconformists, 11,250.

Church of England.—St. Olave, 55-34; St. Mary, Horselydown, 291-248; Bermondsey Church, 173-396; Christ Church, Parker's Row, 221-195; St. Anne's, 120-75; St. Crispin's, 501; St. Hugh's, 198-176; Clare College, 182-1; St. Luke's, 201-268; St. Paul's, Kipling Street, 154-111; St. James's, 376-317; St. Augustine's, 138-152; Rotherhithe Parish Church, 165-68; All Saints, 126-108; Christ Church, Union Road, 331-319; Holy Trinity, 68-68; St. Barnabas, 168-127; St. Katharine's, 510-238; St. Paul's, Beaton Street, evening only, 71; St. Andrew's, Abbey Street, 117-2-3.

Presbyterians, Southwark, 386; morning, 47 men, 45 women, 84 children; total, 176; evening, 69 men, 97 women, 44 children; total, 210.

Lutheran Churches.—Norwegian, Rotherhithe, morning 13 men, 6 women; total 19; evening, 5 men, 10 women; total 15. Finnish, London Road, Plough Road, morning service, 8 men, 5 women, 4 children; total 17.

Unitarians, Fort Road, evening, 17 men, 13 women, 14 children; total, 44.

Salvation Army, Hickman's Folly.—Morning, 11 men, 8 women, 2 children; total, 21; evening, 7 men, 11 women, 1 child; total, 19; Bermondsey Street, morning, 7 men, 7 women, 2 children; total 16; evening, 8 men, 10 women, 46 children; total 62. Lower Road, morning, 10 men, 4 women, 22 children; total, 36; evening, 20 men, 15 women, 6 children; total 41.

Free Church, Lower Road, morning, 193 men, 176 women, 209 children; total, 578; evening, 369 men, 403 women, 118 children; total, 890. Ark Church, Paradise Street, morning, 12 men, 13 women, 59 children; total, 84; evening, 11 men, 27 women, 13 children; total 51.


Roman Catholic.—Immaculate Conception, Rotherhithe Street, morning, 5 men, 76 women, 23 children; total 104; evening, 3 women, 11 children; total, 14. St. Peter and All Angels, Paradise Street, morning, 153 men, 201 women, 257 children; total, 611; evening, 20 men, 56 women, 62 children; total, 138. Our Lady and St. Joseph, Melio Street, morning, 147 men, 340 women, 376 children; total, 863; evening, 44 men, 116 women, 74 children; total, 234. Holy Trinity, Parker's Row, morning, 347 men, 747 women, 560 children; total, 1,654; evening, 45 men, 170 women, 78 children; total, 293.


Other Services.—Melio Street Mission, morning, 3 men, 94 children; total 97; evening, 26 men, 59 women, 64 children; total, 149. St. Olave and St. John's Institute, evening, 15 men, 30 women, 30 children; total, 75. God-


ling Street Mission, morning, 2 women, 25 children; total 27; evening, 9 men, 18 women, 14 children; total 42. Bermondsey Ragged Schools, evening, 48 men, 46 women, 105 children; total, 199. Stephen the Yeoman, Mari-gold Street, evening, 15 men, 28 women, 405 children; total 448. Mildmay Mission, New Church Street, evening, 19 men, 47 women, 9 children; total, 75. Percy Hall, Abbey Street, morning, 1 man, 48 children; total, 49; evening, 11 men, 29 women, 20 children; total, 60. St. Winifred's, Lower Road, morning, 5 men, 151 children; total, 156; evening, 52 men, 65 women, 59 children; total, 176. St. Winifred's Institute, Orange Place, 25 men, 7 women; total 32. Seamen's Mission, Cathay Street, 5 men, 5 women, total 10; evening, 4 men, 5 women, 7 children; total 16. Seamen and Boatmen's Mission, Derrick Street, morning, 3 men, 1 woman, 24 children; total 28; evening, 5 men, 5 women, 9 children; total 19. Sailor's Rest, Derrick Street, evening, 3 men, 5 women, 16 children; total 24. Working Men's Mission, Athey Street, morning, 4 men, 2 women, 64 children; total 70; evening, 8 men, 13 women, 6 children; total 27. Grange Mission, morning, 5 men, 5 women, 92 children; total, 102; evening, 18 men, 24 women, 20 children; total, 62. London City Mission, Weston Street, evening, 12 men, 21 women, 9 children; total, 42. London City Mission, Blue Anchor Lane, morning, 9 men; total 9; evening, 10 men, 26 women, 13 children; total, 49. London City Mission, Paradise Street, evening, 112 men, 24 women, total 136.

The proportion of worshippers to population is given upon a total of 129,368, being the number of persons, after allowing for those who are maintained in public institutions, thus making the proportion of attendants 1 in 4.71, but the least sanguine Christian must admit that Christianity is in possession to a greater extent than this, because there are at all times many who cannot attend through sickness or domestic circumstances, whilst many others are influenced by Christian truths who do not attend the regular ministrations of the church. Yet, after all, there is evidenced a greater slackness than might have been hoped for. Nevertheless, considering the severe onslaughts of socialism, infidelity, and atheism, combined with the prevalent indifference, the average is more encouraging than the pessimistic Christian anticipated.

The figures for Southwark will be given next week.







✓



