

**Tables showing the rules and expenditure of trade unions in respect of unemployed benefits, and also showing earnings in the insured trades.**

**Contributors**

Great Britain. Board of Trade. Labour Department.

**Publication/Creation**

London : H.M.S.O., 1911.

**Persistent URL**

<https://wellcomecollection.org/works/jdh9agvf>


**License and attribution**

This work has been identified as being free of known restrictions under copyright law, including all related and neighbouring rights and is being made available under the Creative Commons, Public Domain Mark.

You can copy, modify, distribute and perform the work, even for commercial purposes, without asking permission.



Wellcome Collection  
183 Euston Road  
London NW1 2BE UK  
T +44 (0)20 7611 8722  
E [library@wellcomecollection.org](mailto:library@wellcomecollection.org)  
<https://wellcomecollection.org>







Gov. Pubs.



22500351703







NATIONAL INSURANCE BILL—(PART II. UNEMPLOYMENT).  
[UNEMPLOYED BENEFITS OF TRADE UNIONS AND EARNINGS IN  
INSURED TRADES.]

---

TABLES

SHOWING

THE RULES AND EXPENDITURE OF  
TRADE UNIONS

IN RESPECT OF

UNEMPLOYED BENEFITS

AND ALSO SHOWING

EARNINGS IN THE INSURED TRADES.

---

Presented to both Houses of Parliament by Command of His Majesty.

---



LONDON:  
PUBLISHED BY HIS MAJESTY'S STATIONERY OFFICE.  
To be purchased, either directly or through any Bookseller, from  
WYMAN AND SONS, LIMITED, FETTER LANE, E.C., and 32, ABINGDON STREET, S.W.; or  
OLIVER & BOYD, TWEEDDALE COURT, EDINBURGH; or  
E. PONSONBY, LTD., 116, GRAFTON STREET, DUBLIN.

---

PRINTED BY  
DARLING AND SON, LIMITED, BACON STREET, E.  
1911.

[Cd. 5703.] Price 2s. 8d.



# CONTENTS.

	PAGE.
EXPLANATORY NOTES	iii

## UNEMPLOYED BENEFITS OF TRADE UNIONS.

### Summary Tables.

Length of Period of Benefit receivable classified by Trades	2
Weekly Amount of Benefit receivable classified by Trades	4
Membership of Unions in which Contributions are Wholly or Partly Remitted when Members are Unemployed	4
Membership of Unions making No Payments to Unemployed Members in 1908	5
Length of Period of Benefit receivable classified by Occupations	6
Weekly Amount of Benefit receivable classified by Occupations	10
Expenditure on Unemployed Benefits :—	
All Unions in 1908	12
Unions in Insured Trades, 1900-1909	14
Mean Cost Per Head of Membership in Insured Trades in 1900-1909	16

### Detailed Tables.

Analysis of Financial Rules of Trade Unions with regard to Unemployed and Travelling Benefits	18
Expenditure of All Unions on Unemployed Benefits in 1908	229
Expenditure of Unions in Insured Trades on Unemployed Benefits in 1900-1909	276

## EARNINGS IN INSURED TRADES IN 1906.

Earnings Classified by Amount, irrespective of Occupation	296
Earnings Classified by Occupations	316

Gov. Pubs.



WELLCOME INSTITUTE LIBRARY	
Coll.	weIMOmec
Call	+
No.	WA 400
	1911
	G 78t



## EXPLANATORY NOTES.

The accompanying Tables have been prepared in connection with the scheme of insurance against unemployment contained in Part II. of the National Insurance Bill and comprise :—

- (1) An analysis of the financial rules of each Trade Union relating to unemployed benefits :
  - (2) The expenditure in 1908 of each Trade Union on the various kinds of unemployed benefit :
  - (3) The total expenditure and expenditure per head on unemployed benefits in each of the years 1900 to 1909 of each Trade Union in the Insured Trades.
- To these Tables are prefixed certain Summary Tables based thereon.
- (4) Earnings in the Insured Trades in an ordinary week of 1906, classified by occupation and amount.

### RULES AND EXPENDITURE OF TRADE UNIONS ON UNEMPLOYED BENEFITS.

#### (a) RULES.

The payments quoted in the Analysis of Rules relating to unemployment are for Ordinary Members only, but in cases where it has not been possible to ascertain definitely which of two or more classes represents the Ordinary Member an analysis has been given of the rules governing all these classes.

"Stationary Benefit" is the weekly or daily payment to which members are entitled when out of employment, such payment not being subject to the condition that members must *travel* in search of work while in receipt of such benefit.

Members "on dispute," *i.e.*, on strike or *directly* locked-out through a dispute with employers are not considered out of work for the purposes of unemployed benefit. Wherever in the Tables or Summaries the words "lock-out" or "locked-out" are used they are used in connection with members who are thrown out of work through a *strike* or *lock-out in other trades or occupations, but who are not themselves on strike.*

"Travelling Benefit" is the daily or other payment to which members are entitled when travelling in search of work. (Unless otherwise stated "Travelling Benefit" is in lieu of and not in addition to "Stationary Benefit.")

In some unions the period of probation for members who join before or immediately on the completion of their apprenticeship is shorter than the period stated in the Analysis.

In many unions where dispute benefit is not stated in the Analysis to be among the other benefits covered by the contributions it is probable that, when unemployed benefit is paid, members on dispute are paid according to the unemployed scale.

The columns headed "Disregarded" in the Summary Tables on pp. 5 and 11 give the number of members who, for one reason or another, are not entitled to unemployed benefit ordinarily payable by the unions to which they belong; *e.g.*, superannuated members, members contributing only to funeral or other benefits (not unemployed benefit), apprentices, honorary members.

The rules analysed in the volume are principally the rules in operation in the year 1908, although later rules received in the Department up to the end of 1909 were utilised. Changes subsequent to 1909 have not been embodied.

#### (b) EXPENDITURE.

The expenditure on unemployed benefits in 1908 is divided up as far as possible under the heads of (a) Stationary Benefit, (b) Travelling Benefit, and (c) Emigration Grants, Payments of Fares to situations. In many cases, however, it has not been possible to separate travelling from stationary benefit as many unions make no distinction in their accounts. The expenditure on unemployed benefit by unions in the insured trades



during the ten years 1900-1909 excludes the payments made by unions dissolved during the period. Such payments, so far as it is possible to estimate them, were inconsiderable, and would not amount to more than £5,000 during the whole period. The eligible membership, on which the amount of expenditure per head in any year has been calculated, has been arrived at by deducting, wherever possible, from the membership at the end of the previous year members not paying to the benefits, members superannuated, honorary members, foreign members and apprentices. Members joining in any year are not, as a rule, entitled to receive benefit until they have paid 12 months' contributions.

### EARNINGS IN INSURED TRADES.

The details given in the Tables as to the earnings of men and lads and boys in the insured trades are based on information supplied by employers to the Board of Trade, in connection with a general enquiry instituted in 1906 into the earnings and hours of labour in all trades. The enquiry was not made under an Act of Parliament, and some of the employers did not see their way to furnish returns, but as will be seen from the Tables the number of workpeople included in the returns received was very large, and the average earnings deduced from the details furnished may be regarded as fairly representative of the whole. The earnings stated by the employers were the actual amounts paid to their individual workpeople in an ordinary week of 1906, whether such workpeople worked full time or less or more than full time. In summarising the details, the average earnings of full time workers have been shown separately from those for all workpeople.

The returns received included all classes of wage-earners in these branches of industry, whether such workpeople were directly engaged in the actual processes of production, or were employed in ancillary occupations, and the average earnings shown in the Tables also embrace such men and lads and boys. For example, the earnings of carters connected with the building trades are included, and so also are the earnings of lads and boys under 18 years of age. These classes, with others, are outside the compulsory clauses of Part II. of the National Insurance Bill, but it is not possible, from the information given in the returns, completely to eliminate them from the statistics. The number of women and girls employed in the insured trades is small, and their earnings have been excluded.

One Table shows the earnings in each industry classified by amount, irrespective of occupation, and the other gives the earnings in each of the principal occupations.

Labour Department,  
Board of Trade,  
May, 1911.

										Page.
<i>ANALYSIS OF RULES OF TRADE UNIONS RELATING TO</i>										
<i>UNEMPLOYED BENEFITS</i> ... ..										2
<i>EXPENDITURE BY TRADE UNIONS ON UNEMPLOYED</i>										
<i>BENEFITS</i> ... ..										12



## UNEMPLOYED BENEFITS IN TRADE UNIONS—

MEMBERSHIP of UNIONS classified by TOTAL NUMBER of WEEKS

## I.—At both Maximum

Groups of Trades.	52 Weeks.	40-51 Weeks.	39 Weeks.	27-38 Weeks.	26 Weeks.	19-25 Weeks.	14-18 Weeks.
Building Trades ... ..	—	—	—	—	96	54,840	—
Mining and Quarrying ... ..	160,796	—	1,643	35,338	3,588	11,998	821
Metal Trades ... ..	142,243	3,448	4,060	23,232	23,761	22,874	51,050
Textile Trades ... ..	3,753	10,850	2,354	10,626	30,855	28,774	55,056
Clothing Trades ... ..	3,070	—	—	—	—	2,501	832
Transport (Land and Water) ... ..	—	—	—	—	99,442	9,240	8,043
Printing Trades ... ..	658	1,155	—	176	2,538	36,250	640
Woodworking Trades ... ..	3,325	—	—	270	4,251	8,899	3,997
Other Trades ... ..	8,716	3,401	977	742	10,322	2,318	11,464
Grand Total ... ..	322,561	18,854	9,034	70,384	174,853	177,694	131,903

MEMBERSHIP of UNIONS classified by TOTAL NUMBER of WEEKS

## II.—At Maximum

Groups of Trades.	52 Weeks.	40-51 Weeks.	39 Weeks.	27-38 Weeks.	26 Weeks.	19-25 Weeks.	14-18 Weeks.
Building Trades ... ..	—	—	—	—	—	—	16
Mining and Quarrying ... ..	156,222	—	—	—	7,946	8,504	35,706
Metal Trades ... ..	16,973	—	—	60	2,116	4,599	183,235
Textile Trades ... ..	640	7,739	70	8,670	14,880	4,404	44,545
Clothing Trades ... ..	3,070	—	—	—	—	—	745
Transport (Land and Water) ... ..	—	—	—	—	—	3,599	80,321
Printing Trades ... ..	—	—	—	—	658	33,985	816
Woodworking Trades ... ..	—	—	—	—	—	299	954
Other Trades ... ..	1,034	—	66	482	8,525	1,046	10,825
Grand Total ... ..	177,939	7,739	136	9,212	34,125	56,436	357,163

## LENGTH OF PERIOD OF ORDINARY STATIONARY BENEFIT.

of BENEFIT receivable during the first year after becoming entitled to BENEFIT.  
and Reduced Rates.

13 Weeks.	12 Weeks.	10 & 11 Weeks.	7-9 Weeks.	6 Weeks and under.	Exact Duration of Benefit not ascertainable.	Total.	Groups of Trades.
2,664	170	19,316	15,265	654	2,072	95,077	Building Trades.
31,918	2,875	91,521	548	23,867	27,629	392,542	Mining and Quarrying.
3,055	5,618	550	4,633	3,383	5,789	293,696	Metal Trades.
24,322	26,408	1,670	7,065	103,321	5,445	310,499	Textile Trades.
7,080	1,268	29,160	—	273	12,795	56,979	Clothing Trades.
—	—	—	—	—	1,552	118,277	Transport (Land and Water).
1,150	5,453	6,215	12,480	995	348	68,058	Printing Trades.
2,737	7,379	2,655	2,397	1,411	903	38,224	Woodworking Trades.
3,602	49,262	995	1,272	7,268	148	100,487	Other Trades.
76,528	98,433	152,082	43,660	141,172	56,681	1,473,839	Grand Total.

of BENEFIT receivable during the first year after becoming entitled to BENEFIT.

## Rates Only.

13 Weeks.	12 Weeks.	10 & 11 Weeks.	7-9 Weeks.	6 Weeks and under.	Exact Duration of Benefit not ascertainable.	Total.	Groups of Trades.
2,744	54,970	19,356	15,265	654	2,072	95,077	Building Trades.
32,773	7,294	91,521	627	24,320	27,629	392,542	Mining and Quarrying.
34,383	13,059	20,537	6,828	6,407	5,499	293,696	Metal Trades.
44,404	51,241	9,829	12,827	105,805	5,445	310,499	Textile Trades.
7,080	2,837	29,643	—	809	12,795	56,979	Clothing Trades.
—	19,121	5,641	8,043	—	1,552	118,277	Transport (Land and Water).
3,688	6,088	7,403	12,480	2,892	48	68,058	Printing Trades.
7,300	7,703	10,494	5,913	4,658	903	38,224	Woodworking Trades.
11,728	2,103	4,341	2,063	58,186	88	100,487	Other Trades.
144,100	164,416	198,765	64,046	203,731	56,031	1,473,839	Grand Total.



## UNEMPLOYED BENEFITS IN TRADE UNIONS—

MEMBERSHIP of UNIONS classified by MAXIMUM WEEKLY RATES of BENEFIT

*Note.*—The Rates shown in the Table are the net Rates after deducting

Groups of Trades.	15s. 3d. and over.	12s. 3d. to 15s.	11s. 3d. to 12s.	10s. 3d. to 11s.	9s. 3d. to 10s.	8s. 3d. to 9s.	7s. 3d. to 8s.	6s. 3d. to 7s.	5s. 3d. to 6s.	5s. and under.
Building Trades ... ..	—	—	115	—	67,303	24,386	135	414	234	418
Mining and Quarrying ... ..	1,230	—	36,772	—	237,418	78,357	2,734	1,001	—	7,722
Metal Trades ... ..	1,049	1,499	4,920	1,817	148,054	27,367	16,968	1,252	2,330	81,638
Textile Trades ... ..	8,352	32,566	7,814	6,018	55,663	43,618	32,085	25,914	37,004	53,377
Clothing Trades ... ..	—	879	—	—	29,665	1,806	999	2,821	250	4,694
Transport (Land and Water) ...	—	65,131	36,586	5,218	10,742	—	—	—	550	—
Agricultural Labourers and Fishermen.	—	—	—	—	—	—	—	—	—	—
Printing Trades ... ..	50	15,792	5,782	1,815	29,575	10,213	2,907	1,340	—	536
Woodworking Trades ... ..	—	8,494	8,316	1,790	12,950	4,229	827	103	1,264	188
Other Trades ... ..	15,788	17,729	9,546	1,116	15,082	10,484	10,479	6,559	10,746	933
Grand Total ... ..	26,469	142,090	109,851	17,774	606,452	200,460	67,134	39,404	52,378	149,506

NUMBER and MEMBERSHIP of UNIONS in which CONTRIBUTIONS are WHOLLY or PARTLY  
REMITTED when MEMBERS are UNEMPLOYED.

Groups of Trades.	Number of Unions.	Membership.
Building Trades ... ..	14	87,079
Mining and Quarrying ... ..	35	564,659
Metal Trades ... ..	148	317,716
Textile Trades ... ..	160*	193,141
Clothing Trades ... ..	15	43,347
Transport (Land and Water) ... ..	13*	16,039
Agricultural Labourers and Fishermen	1	1,106
Printing Trades ... ..	19	54,078
Woodworking Trades ... ..	61	29,619
Other Trades ... ..	82	84,287
Grand Total ... ..	548	1,391,071

\* In the case of one union in this group the membership is not stated.



## WEEKLY AMOUNT OF ORDINARY STATIONARY BENEFIT.

receivable by MEMBERS during the first year after becoming entitled to BENEFIT.

regular weekly contributions (if any) payable by members receiving benefit.

Exact Weekly Rate not ascertainable.	Benefit paid only in cases of Contagious Diseases at home.	No Stationary Benefit, but Travelling Benefit or Fares or Removals.	No Stationary Benefit, but Contributions wholly or partly remitted.	No Stationary Benefit, Contributions not remitted, but occasional Distress Grants.	No Stationary Benefit, Remissions, or Grants, except in cases of Lock-out.	No consideration given to Members so far as shown by Rules of Unions.	Disregarded.	Total.	Groups of Trades.
—	2,072	51,209	15,005	3,503	—	10,009	2,100	176,903	Building Trades.
27,308	—	—	226,338	23	62	99,846	—	718,811	Mining and Quarrying.
6,802	—	5,272	33,054	2,995	—	11,429	14,843	361,289	Metal Trades.
8,038	—	386	3,182	—	3,011	10,256	25,589	352,923	Textile Trades.
50	15,815	2,493	2,410	137	—	2,232	857	65,108	Clothing Trades.
50	—	4,416	8,528	14,286	100	75,161	689	221,457	Transport (Land and Water).
—	—	—	1,106	—	—	8,400	—	9,506	Agricultural Labourers and Fishermen.
48	—	145	—	917	—	—	3,389	72,509	Printing Trades.
63	—	496	460	—	—	488	1,229	40,897	Woodworking Trades.
1,957	68	54,425	22,682	10,123	50,113	95,016	5,791	333,637	Other Trades.
44,366	17,955	118,842	312,765	31,984	53,286	312,837	54,487	2,358,040	Grand Total.

NUMBER and MEMBERSHIP of UNIONS which made no PAYMENTS in respect of UNEMPLOYED BENEFIT, TRAVELLING BENEFIT, FARES to JOBS, EMIGRATION or REMOVALS, during the Year 1908.

Groups of Trades.								Number of Unions.	Membership.
Building Trades	...	...	...	...	...	...	...	38	15,029
Mining and Quarrying	...	...	...	...	...	...	...	32	243,481
Metal Trades	...	...	...	...	...	...	...	44	29,641
Textile Trades	...	...	...	...	...	...	...	37	16,134
Clothing Trades	...	...	...	...	...	...	...	17	5,930
Transport (Land and Water)	...	...	...	...	...	...	...	51	78,483
Agricultural Labourers and Fishermen	...	...	...	...	...	...	...	8	9,135
Printing Trades	...	...	...	...	...	...	...	3	1,301
Woodworking Trades	...	...	...	...	...	...	...	11	353
Other Trades	...	...	...	...	...	...	...	139	127,980
Grand Total	...	...	...	...	...	...	...	380	527,467

NOTE.—Where a union is noted in the volume as having arrangements with other unions as regards payment of Travelling Benefit to each others' members, but showed no benefit expenditure, such union has been included in above Table.



**UNEMPLOYED BENEFITS IN TRADE UNIONS—**  
**MEMBERSHIP of UNIONS classified by TOTAL NUMBER of WEEKS**  
**I.—At both Maximum**

Trade or Occupation.	52 Weeks.	40-51 Weeks.	39 Weeks.	27-38 Weeks.	26 Weeks.	19-25 Weeks.	14-18 Weeks.
Bricklayers and Masons ... ..	—	—	—	—	—	—	—
Carpenters and Joiners ... ..	—	—	—	—	16	54,800	—
Plumbers ... ..	—	—	—	—	—	—	—
Painters ... ..	—	—	—	—	—	—	—
Labourers ... ..	—	—	—	—	—	—	—
Other Building Trades ... ..	—	—	—	—	80	40	—
<b>Total Building Trades ... ..</b>	<b>—</b>	<b>—</b>	<b>—</b>	<b>—</b>	<b>96</b>	<b>54,840</b>	<b>—</b>
Coal Mining ... ..	160,796	—	1,643	35,338	3,588	11,998	821
Other Mining and Quarrying ... ..	—	—	—	—	—	—	—
<b>Total Mining and Quarrying ... ..</b>	<b>160,796</b>	<b>—</b>	<b>1,643</b>	<b>35,338</b>	<b>3,588</b>	<b>11,998</b>	<b>821</b>
Iron and Steel Manufacture ... ..	46	—	—	15,128	—	—	220
Ironfounding ... ..	18,211	2,780	—	—	7,985	—	—
Engineering ... ..	122,575	35	3,710	7,039	11,416	3,246	3,516
Shipbuilding ... ..	—	—	—	857	—	14,146	46,884
Miscellaneous Metal Trades ... ..	1,411	633	350	208	4,360	5,482	430
<b>Total Metal Trades ... ..</b>	<b>142,243</b>	<b>3,448</b>	<b>4,060</b>	<b>23,232</b>	<b>23,761</b>	<b>22,874</b>	<b>51,050</b>
Card Room Operatives ... ..	—	—	—	—	2,340	7,377	15,126
Cotton Spinners ... ..	—	—	530	7,189	7,482	2,706	10,118
Weavers ... ..	—	7,446	—	1,214	—	7,940	22,974
Cotton, Other Workpeople ... ..	1,619	113	1,824	801	4,744	332	2,708
Woollen, Worsted, and Stuff Trades ... ..	54	2,011	—	336	1,816	2,070	472
Linen and Jute Manufacture ... ..	515	—	—	—	120	—	—
Other Textile Trades ... ..	—	—	—	819	—	575	3,047
Textile Printing, Bleaching, Dyeing, and Finishing. ... ..	268	987	—	—	13,694	7,774	—
Packers, Warehousemen, &c. ... ..	1,297	293	—	267	659	—	611
<b>Total Textile Trades ... ..</b>	<b>3,753</b>	<b>10,850</b>	<b>2,354</b>	<b>10,626</b>	<b>30,855</b>	<b>28,774</b>	<b>55,056</b>
Boot and Shoe ... ..	—	—	—	—	—	—	—
Tailoring ... ..	3,070	—	—	—	—	1,910	—
Other Clothing ... ..	—	—	—	—	—	591	832
<b>Total Clothing Trades ... ..</b>	<b>3,070</b>	<b>—</b>	<b>—</b>	<b>—</b>	<b>—</b>	<b>2,501</b>	<b>832</b>
Railway Servants ... ..	—	—	—	—	99,442	9,240	8,043
Tramway Servants, Busmen, Cab- men, Carters, &c. ... ..	—	—	—	—	—	—	—
Seamen, Dock, and Canal Workers... ..	—	—	—	—	—	—	—
<b>Total Transport (Land and Water). ... ..</b>	<b>—</b>	<b>—</b>	<b>—</b>	<b>—</b>	<b>99,442</b>	<b>9,240</b>	<b>8,043</b>
Printing and Kindred Trades ... ..	658	1,155	—	176	2,538	36,250	640
Cabinet Making, French Polishing, and Upholstering Trades. ... ..	—	—	—	—	—	—	3,181
Coach, Carriage, Cart, and Dray Building Trades. ... ..	3,040	—	—	54	—	8,537	—
Other Woodworking Trades ... ..	285	—	—	216	4,251	362	816
<b>Total Woodworking Trades ... ..</b>	<b>3,325</b>	<b>—</b>	<b>—</b>	<b>270</b>	<b>4,251</b>	<b>8,899</b>	<b>3,997</b>
Chemical, &c. Trades ... ..	4,138	2,483	505	260	5,811	119	—
Food and Tobacco ... ..	1,660	918	391	29	1,690	1,188	6,317
Shop Assistants ... ..	—	—	—	—	38	—	—
Other Trades ... ..	2,850	—	81	453	2,783	1,011	5,073
General Labour ... ..	—	—	—	—	—	—	74
Employees of Public Authorities ... ..	68	—	—	—	—	—	—
<b>Total Other Trades* ... ..</b>	<b>8,716</b>	<b>3,401</b>	<b>977</b>	<b>742</b>	<b>10,322</b>	<b>2,318</b>	<b>11,464</b>

\* For Total All Trades, see p. 2.



**LENGTH OF PERIOD OF ORDINARY STATIONARY BENEFIT.**

of BENEFIT receivable during the first Year after becoming entitled to BENEFIT.  
and Reduced Rates.

13 Weeks.	12 Weeks.	10 and 11 Weeks.	7-9 Weeks.	6 Weeks and under.	Exact Duration of Benefit not ascertainable.	Trade or Occupation.
—	—	2,022	—	97	—	Bricklayers and Masons.
2,664	—	—	3,869	—	—	Carpenters and Joiners.
—	—	—	10,561	—	—	Plumbers.
—	—	(est.) 17,000	760	436	—	Painters.
—	—	—	—	—	2,072	Labourers.
—	170	294	75	121	—	Other Building Trades.
2,664	170	19,316	15,265	654	2,072	Total Building Trades.
31,918	2,875	91,521	—	23,867	18,024	Coal Mining.
—	—	—	548	—	9,605	Other Mining and Quarrying.
31,918	2,875	91,521	548	23,867	27,629	Total Mining and Quarrying.
—	—	—	680	—	—	Iron and Steel Manufacture.
—	—	—	—	1,065	4,197	Ironfounding.
88	3,113	390	1,912	130	581	Engineering.
—	—	96	—	—	—	Shipbuilding.
2,967	2,505	64	2,041	2,188	1,011	Miscellaneous Metal Trades.
3,055	5,618	550	4,633	3,383	5,789	Total Metal Trades.
3,664	6,656	—	618	11,239	—	Card Room Operatives.
12,856	—	891	110	380	1,839	Cotton Spinners.
5,767	14,304	503	—	73,148	—	Weavers.
979	707	—	506	947	102	Cotton, Other Workpeople.
464	—	—	4,431	468	236	Woollen, Worsted, and Stuff Trades.
—	—	41	1,150	14,213	780	Linen and Jute Manufacture.
129	4,263	—	—	1,101	2,099	Other Textile Trades.
120	—	235	—	793	—	Textile Printing Bleaching, Dyeing and Finishing.
343	478	—	250	1,032	389	Packers, Warehousemen, &c.
24,322	26,408	1,670	7,065	103,321	5,445	Total Textile Trades.
—	803	29,038	—	—	50	Boot and Shoe.
—	288	—	—	—	12,745	Tailoring.
7,080	177	122	—	273	—	Other Clothing.
7,080	1,268	29,160	—	273	12,795	Total Clothing Trades.
—	—	—	—	—	—	Railway Servants.
—	—	—	—	—	—	Tramway Servants, Busmen, Cabmen, Carters, &c.
—	—	—	—	—	1,552	Seamen, Dock, and Canal Workers.
—	—	—	—	—	1,552	Total Transport (Land and Water).
1,150	5,453	6,215	12,480	995	348	Printing and Kindred Trades.
1,402	6,561	2,195	128	823	—	Cabinet Making, French Polishing, and Upholstering Trades.
—	309	—	—	7	—	Coach, Carriage, Cart, and Dray Building Trades.
1,335	509	460	2,269	581	903	Other Woodworking Trades.
2,737	7,379	2,655	2,397	1,411	903	Total Woodworking Trades.
244	—	—	160	—	—	Chemical, &c. Trades.
452	—	180	324	315	—	Food and Tobacco.
—	47,974	—	—	—	—	Shop Assistants.
2,906	488	815	788	2,635	148	Other Trades.
—	800	—	—	3,868	—	General Labour.
—	—	—	—	450	—	Employees of Public Authorities.
3,602	49,262	995	1,272	7,268	148	Total Other Trades.*



**UNEMPLOYED BENEFITS IN TRADE UNIONS—**  
**MEMBERSHIP of UNIONS classified by TOTAL NUMBER of WEEKS**  
**II.—At Maximum**

Trade or Occupation.	52 Weeks.	40-51 Weeks.	39 Weeks.	27-38 Weeks.	26 Weeks.	19-25 Weeks.	14-18 Weeks.
Bricklayers and Masons ... ..	—	—	—	—	—	—	—
Carpenters and Joiners ... ..	—	—	—	—	—	—	16
Plumbers ... ..	—	—	—	—	—	—	—
Painters ... ..	—	—	—	—	—	—	—
Labourers ... ..	—	—	—	—	—	—	—
Other Building Trades ... ..	—	—	—	—	—	—	—
Total Building Trades ... ..	—	—	—	—	—	—	16
Coal Mining ... ..	156,222	—	—	—	7,946	8,504	35,706
Other Mining and Quarrying ... ..	—	—	—	—	—	—	—
Total Mining and Quarrying ... ..	156,222	—	—	—	7,946	8,504	35,706
Iron and Steel Manufacture ... ..	—	—	—	—	—	—	15,128
Ironfounding ... ..	16,935	—	—	—	—	1,439	—
Engineering ... ..	—	—	—	—	1,035	1,060	120,299
Shipbuilding ... ..	—	—	—	—	—	—	47,741
Miscellaneous Metal Trades... ..	38	—	—	60	1,081	2,100	67
Total Metal Trades ... ..	16,973	—	—	60	2,116	4,599	183,235
Card Room Operatives ... ..	—	—	—	—	2,340	—	15,126
Cotton Spinners ... ..	—	—	—	7,189	6,376	2,035	10,118
Weavers ... ..	—	7,446	—	1,214	—	1,183	12,485
Cotton, Other Workpeople ... ..	—	—	70	—	524	599	1,723
Woollen, Worsted, and Stuff Trades	—	—	—	—	1,265	587	2,596
Linen and Jute Manufacture ... ..	—	—	—	—	—	—	150
Other Textile Trades... ..	—	—	—	—	—	—	1,076
Textile Printing, Bleaching, Dyeing, and Finishing.	—	—	—	—	3,718	—	987
Packers, Warehousemen, &c. ... ..	640	293	—	267	657	—	284
Total Textile Trades ... ..	640	7,739	70	8,670	14,880	4,404	44,545
Boot and Shoe ... ..	—	—	—	—	—	—	—
Tailoring ... ..	3,070	—	—	—	—	—	—
Other Clothing ... ..	—	—	—	—	—	—	745
Total Clothing Trades ... ..	3,070	—	—	—	—	—	745
Railway Servants ... ..	—	—	—	—	—	3,599	80,321
Tramway Servants, Busmen, Cab- men, Carters, &c.	—	—	—	—	—	—	—
Seamen, Dock, and Canal Workers...	—	—	—	—	—	—	—
Total Transport (Land and Water).	—	—	—	—	—	3,599	80,321
Printing and Kindred Trades ... ..	—	—	—	—	658	33,985	816
Cabinet Making, French Polishing, and Upholstering.	—	—	—	—	—	—	401
Coach, Carriage, Cart, and Dray Building Trades.	—	—	—	—	—	54	—
Other Woodworking Trades ... ..	—	—	—	—	—	245	553
Total Woodworking Trades ... ..	—	—	—	—	—	299	954
Chemical, &c. Trades ... ..	110	—	—	—	5,340	—	2,570
Food and Tobacco ... ..	856	—	66	29	2,827	1,046	6,317
Shop Assistants ... ..	—	—	—	—	—	—	—
Other Trades ... ..	—	—	—	453	358	—	1,938
General Labour ... ..	—	—	—	—	—	—	—
Employees of Public Authorities ... ..	68	—	—	—	—	—	—
Total Other Trades* ... ..	1,034	—	66	482	8,525	1,046	10,825

\* For Total All Trades, see p. 2.



## LENGTH OF PERIOD OF ORDINARY STATIONARY BENEFIT.

of BENEFIT receivable during the first year after becoming entitled to BENEFIT.

Rates only.

13 Weeks	12 Weeks.	10 and 11 Weeks.	7-9 Weeks.	6 Weeks and under.	Exact Duration of Benefit not ascertainable.	Trade or Occupation.
—	—	2,022	—	97	—	Bricklayers and Masons.
2,664	54,800	—	3,869	—	—	Carpenters and Joiners.
—	—	—	10,561	—	—	Plumbers.
—	—	(est.) 17,000	760	436	—	Painters.
—	—	—	—	—	2,072	Labourers.
80	170	334	75	121	—	Other Building Trades.
2,744	54,970	19,356	15,265	654	2,072	Total Building Trades.
32,773	7,294	91,521	79	24,320	18,024	Coal Mining.
—	—	—	548	—	9,605	Other Mining and Quarrying.
32,773	7,294	91,521	627	24,320	27,629	Total Mining and Quarrying.
46	220	—	680	—	—	Iron and Steel Manufacture.
10,602	—	—	—	1,065	4,197	Ironfounding.
15,981	5,893	6,295	3,684	2,923	581	Engineering.
—	—	14,242	—	—	—	Shipbuilding.
7,754	6,946	—	2,464	2,419	721	Miscellaneous Metal Trades.
34,383	13,059	20,537	6,828	6,407	5,499	Total Metal Trades.
3,811	12,198	—	618	12,927	—	Card Room Operatives.
14,360	—	1,694	110	380	1,839	Cotton Spinners.
5,767	30,527	503	1,023	73,148	—	Weavers.
8,430	768	107	1,724	1,335	102	Cotton, Other Workpeople.
718	1,882	175	4,431	468	236	Woollen, Worsted, and Stuff Trades.
485	—	41	1,150	14,213	780	Linen and Jute Manufacture.
129	4,838	—	2,790	1,101	2,099	Other Textile Trades.
10,244	550	7,309	120	943	—	Textile Printing, Bleaching, Dyeing, and Finishing.
460	478	—	861	1,290	389	Packers, Warehousemen, &c.
44,404	51,241	9,829	12,827	105,805	5,445	Total Textile Trades.
—	803	28,920	—	108	50	Boot and Shoe.
—	1,910	—	—	288	12,745	Tailoring.
7,080	124	713	—	413	—	Other Clothing.
7,080	2,837	29,643	—	809	12,795	Total Clothing Trades.
—	19,121	5,641	8,043	—	—	Railway Servants.
—	—	—	—	—	—	Tramway Servants, Busmen, Cabmen, Carters, &c.
—	—	—	—	—	1,552	Seamen, Dock, and Canal Workers.
—	19,121	5,641	8,043	—	1,552	Total Transport (Land and Water).
3,688	6,088	7,403	12,480	2,892	48	Printing and Kindred Trades.
1,402	6,462	2,195	3,007	823	—	Cabinet Making, French Polishing, and Upholstering.
516	784	7,753	—	2,840	—	Coach, Carriage, Cart, and Dray Building Trades.
5,382	457	546	2,906	995	903	Other Woodworking Trades.
7,300	7,703	10,494	5,913	4,658	903	Total Woodworking Trades.
5,148	392	—	160	—	—	Chemical, &c. Trades.
1,343	—	29	456	495	—	Food and Tobacco.
38	—	—	—	47,974	—	Shop Assistants.
5,199	1,711	4,238	1,447	4,599	88	Other Trades.
—	—	71	—	4,668	—	General Labour.
—	—	—	—	450	—	Employees of Public Authorities.
11,728	2,103	4,341	2,063	58,186	88	Total Other Trades.*



## UNEMPLOYED BENEFITS IN TRADE UNIONS—

MEMBERSHIP of UNIONS classified by MAXIMUM WEEKLY RATES of

*Note*—The Rates shown in the Table are the net Rates after deducting regular

Trade or Occupation.	15s. 3d. and over.	12s. 3d. to 15s.	11s. 3d. to 12s.	10s. 3d. to 11s.	9s. 3d. to 10s.	8s. 3d. to 9s.	7s. 3d. to 8s.	6s. 3d. to 7s.	5s. 3d. to 6s.
Bricklayers and Masons ... ..	—	—	—	—	2,022	—	97	—	—
Carpenters and Joiners ... ..	—	—	—	—	57,761	3,533	—	16	—
Plumbers ... ..	—	—	—	—	—	10,303	—	—	—
Painters ... ..	—	—	—	—	7,044	10,482	38	398	234
Labourers ... ..	—	—	—	—	—	—	—	—	—
Other Building Trades ... ..	—	—	115	—	476	68	—	—	—
Total Building Trades ... ..	—	—	115	—	67,303	24,386	135	414	234
Coal Mining ... ..	1,230	—	36,772	—	237,418	78,357	2,734	453	—
Other Mining and Quarrying ... ..	—	—	—	—	—	—	—	548	—
Total Mining and Quarrying ... ..	1,230	—	36,772	—	237,418	78,357	2,734	1,001	—
Iron and Steel Manufacture ... ..	—	—	—	—	556	—	—	—	390
Ironfounding ... ..	—	—	—	—	1,000	10,765	—	—	—
Engineering ... ..	308	1,176	1,325	1,817	140,377	7,186	2,387	1,180	264
Shipbuilding ... ..	—	—	—	—	366	272	13,970	—	—
Miscellaneous Metal Trades ... ..	741	323	3,595	—	5,755	9,144	611	72	1,676
Total Metal Trades ... ..	1,049	1,499	4,920	1,817	148,054	27,367	16,968	1,252	2,330
Card Room Operatives ... ..	—	—	293	446	6,722	775	13,505	6,213	5,831
Cotton Spinners ... ..	—	288	—	—	12,328	8,098	302	60	12,697
Weavers ... ..	5,879	27,319	3,808	2,487	12,261	30,426	5,036	17,289	15,817
Cotton, Other Workpeople ... ..	1,943	3,937	1,509	1,585	3,959	—	276	—	100
Woollen, Worsted, and Stuff Trades ... ..	—	336	226	200	4,527	—	309	1,501	553
Linen and Jute Manufacture ... ..	—	461	1,194	1,300	3,009	30	400	—	1,526
Other Textile Trades ... ..	—	—	164	—	1,623	—	3,650	567	—
Textile Printing, Bleaching, Dyeing, and Finishing ... ..	—	—	268	—	9,198	4,036	8,044	—	130
Packers, Warehousemen, &c. ... ..	530	225	352	—	2,036	253	563	284	350
Total Textile Trades ... ..	8,352	32,566	7,814	6,018	55,663	43,618	32,085	25,914	37,004
Boot and Shoe ... ..	—	—	—	—	28,534	—	—	—	—
Tailoring ... ..	—	288	—	—	—	1,806	—	—	—
Other Clothing ... ..	—	591	—	—	1,131	—	999	2,821	250
Total Clothing Trades ... ..	—	879	—	—	29,665	1,806	999	2,821	250
Railway Servants ... ..	—	65,131	36,586	5,218	9,240	—	—	—	550
Tramway Servants, Busmen, Cabmen, Carters, &c. ... ..	—	—	—	—	—	—	—	—	—
Seamen, Dock, and Canal Workers ... ..	—	—	—	—	1,502	—	—	—	—
Total Transport (Land and Water) ... ..	—	65,131	36,586	5,218	10,742	—	—	—	550
Agricultural Labourers and Fishermen ... ..	—	—	—	—	—	—	—	—	—
Printing and Kindred Trades ... ..	50	15,792	5,782	1,815	29,575	10,213	2,907	1,340	—
Cabinet Making, French Polishing, and Upholstering Trades ... ..	—	7,194	4,967	1,450	34	62	35	—	420
Coach, Carriage, Cart, and Dray Building Trades ... ..	—	1,300	1,794	—	8,846	—	—	7	—
Other Woodworking Trades ... ..	—	—	1,555	340	4,070	4,167	792	96	844
Total Woodworking Trades ... ..	—	8,494	8,316	1,790	12,950	4,229	827	103	1,264
Chemical, &c. Trades ... ..	—	—	455	—	2,513	2,217	2,763	5,322	340
Food and Tobacco ... ..	—	—	263	1,009	1,210	1,530	5,549	—	2,212
Shop Assistants ... ..	14,781	16,045	5,698	—	1,500	6,528	14	449	2,997
Other Trades ... ..	1,007	1,684	3,130	107	9,059	209	2,079	788	917
General Labour ... ..	—	—	—	—	800	—	74	—	3,830
Employees of Public Authorities ... ..	—	—	—	—	—	—	—	—	450
Total Other Trades* ... ..	15,788	17,729	9,546	1,116	15,082	10,484	10,479	6,559	10,746

\* For Total All Trades, see p. 4.



## WEEKLY AMOUNT OF ORDINARY STATIONARY BENEFIT.

BENEFIT receivable by MEMBERS during the first year after becoming entitled to BENEFIT.

weekly contributions (if any) payable by members receiving benefit.

No. and under.	Exact Weekly Rate not ascertainable.	Benefit paid only in cases of Contagious Diseases at home.	No Stationary Benefit, but Traveling Benefit or Fares or Removals.	No Benefit, but Contributions wholly or partly remitted.	No Benefit, Contributions not remitted, but Occasional Distress Grants.	No Benefit, Remissions, or Grants, except in cases of Lock-out.	No Consideration given to Members so far as shown by Rules of Unions.	Disregarded.	Trade or Occupation.
—	—	—	39,850	1,992	200	—	908	158	Bricklayers and Masons.
39	—	—	—	8,526	528	—	1,192	615	Carpenters and Joiners.
258	—	—	—	1,049	—	—	—	783	Plumbers.
—	—	—	—	—	2,736	—	1,255	544	Painters.
—	—	2,072	3,759	1,385	39	—	5,955	—	Labourers.
121	—	—	7,600	2,053	—	—	699	—	Other Building Trades.
418	—	2,072	51,209	15,005	3,503	—	10,009	2,100	Total Building Trades.
7,722	17,703	—	—	222,207	23	62	94,042	—	Coal Mining.
—	9,605	—	—	4,131	—	—	5,804	—	Other Mining and Quarrying.
7,722	27,308	—	—	226,338	23	62	99,846	—	Total Mining and Quarrying.
15,128	—	—	—	24,811	—	—	3,760	—	Iron and Steel Manufacture.
18,276	4,197	—	—	542	322	—	117	3,230	Ironfoundry.
147	1,584	—	2,000	4,946	58	—	162	8,945	Engineering.
47,375	—	—	519	2,183	2,615	—	6,777	2,668	Shipbuilding.
712	1,021	—	2,753	572	—	—	613	—	Miscellaneous Metal Trades.
81,638	6,802	—	5,272	33,054	2,995	—	11,429	14,843	Total Metal Trades.
13,235	—	—	—	—	—	412	—	3,928	Card Room Operatives.
7,577	2,751	—	—	—	—	614	5,991	—	Cotton Spinners.
12,974	—	—	—	—	—	—	830	20,450	Weavers.
—	2,073	—	—	—	—	—	34	30	Cotton, Other Workpeople.
4,706	—	—	—	550	—	100	113	105	Woollen, Worsted, and Stuff Trades.
8,119	780	—	—	209	—	1,885	1,474	—	Linen and Jute Manufacture.
4,092	1,937	—	233	2,423	—	—	1,091	187	Other Textile Trades.
2,070	125	—	153	—	—	—	723	875	Textile Printing, Bleaching, Dyeing, and Finishing.
604	422	—	—	—	—	—	—	14	Packers, Warehousemen, &c.
53,377	8,088	—	386	3,182	—	3,011	10,256	25,589	Total Textile Trades.
1,307	50	—	2,493	1,003	—	—	1,284	334	Boot and Shoe.
104	—	15,815	—	1,325	137	—	118	523	Tailoring.
3,283	—	—	—	82	—	—	830	—	Other Clothing.
4,694	50	15,815	2,493	2,410	137	—	2,232	857	Total Clothing Trades.
—	—	—	—	—	395	—	1,435	158	Railway Servants.
—	—	—	4,416	319	4,077	—	28,351	—	Tramway Servants, Busmen, Cabmen, Carters, &c.
—	50	—	—	8,209	9,814	100	45,375	531	Seamen, Dock, and Canal Workers.
—	50	—	4,416	8,528	14,286	100	75,161	689	Total Transport (Land and Water).
—	—	—	—	1,106	—	—	8,400	—	Agricultural Labourers and Fishermen.
536	48	—	145	—	917	—	—	3,389	Printing and Kindred Trades.
128	—	—	—	294	—	—	200	176	Cabinet Making, French Polishing, and Upholstering Trades.
—	—	—	—	—	—	—	239	675	Coach, Carriage, Cart, and Dray Building Trades.
60	63	—	496	166	—	—	49	378	Other Woodworking Trades.
188	63	—	496	460	—	—	488	1,229	Total Woodworking Trades.
—	110	—	80	2,275	—	—	2,837	—	Chemical, &c. Trades.
53	1,638	—	1,878	344	—	—	422	—	Food and Tobacco.
—	—	—	—	—	—	—	—	1,588	Shop Assistants.
842	209	—	5,435	2,686	2,911	1,253	20,148	158	Other Trades.
38	—	—	45,717	4,420	5,909	48,860	2,910	45	General Labour.
—	—	68	1,315	12,957	1,303	—	68,699	4,000	Employees of Public Authorities.
933	1,957	68	54,425	22,682	10,123	50,113	95,016	5,791	Total Other Trades.*



## EXPENDITURE ON UNEMPLOYED BENEFITS.

NUMBER OF UNIONS, TOTAL MEMBERSHIP, AND TOTAL AMOUNTS OF UNEMPLOYED  
EXPENDITURE IN 1908.

Trade or Occupation.	No. of Unions.	Membership at end of 1908.	Ordinary Unemployed Benefit.	Travelling Benefit.*	Emigration, Fares to Jobs, Removals.	Total Un- employed Benefits.
			£	£	£	£
Bricklayers and Masons ...	12	45,469	2,796	2,469	—	5,265
Carpenters and Joiners ...	5	72,210	122,372	—	Fares, 334	122,706
Plumbers ...	3	12,393	10,214	29	—	10,243
Painters ...	11	22,731	29,141	—	—	29,141
Labourers ...	21	12,742	1	14	—	15
Other Building Trades ...	14	10,026	888	487	—	1,375
Total Building Trades ...	66	175,571	165,412	2,999	Fares, 334	168,745
Coal Mining ...	64	695,918	72,878	—	Emigration, 2 Removal, 41	72,921
Other Mining and Quarrying ...	11	20,045	3,427	—	—	3,427
Total Mining and Quarrying	75	715,963	76,305	—	Emigration, 2 Removal, 41	76,348
Iron and Steel Manufacture ...	15	44,633	12,637	—	—	12,637
Ironfounding ...	9	38,449	117,661	503	Emigration, 25 Fares, 16	118,205
Engineering ...	76	173,628	281,095	399	Emigration, 56 Fares, 109	281,659
Shipbuilding ...	16	76,766	133,698	398	Fares, 152	134,248
Miscellaneous Metal Trades ...	80	27,687	20,580	120	Emigration, 78 Fares, 38	20,816
Total Metal Trades ...	196	361,163	565,671	1,420	Emigration, 159 Fares, 315	567,565
Card Room Operatives ...	18	51,506	28,840	—	Emigration, 19	28,859
Cotton Spinners ...	1	52,891	71,601	—	Emigration, 76	71,677
Weavers ...	43	156,069	90,136	—	—	90,136
Cotton, Other Workpeople ...	69	15,693	22,460	9	Fares, 17 Removal, 1	22,487
Woollen, Worsted and Stuff Trades.	26	13,510	3,422	—	—	3,422
Linen and Jute Manufacture ...	19	20,607	3,156	—	Emigration, 219 Fares, 3	3,378
Other Textile Trades ...	35	16,429	8,911	—	Emigration, 17	8,928
Textile Printing, Bleaching, Dyeing and Finishing.	16	25,487	8,819	—	Fares, 6	8,825
Packers, Warehousemen, &c. ...	16	5,435	3,617	—	Emigration, 18	3,635
Total Textile Trades ...	243	357,627	240,962	9	Emigration, 349 Fares, 26 Removal, 1	241,347
Boot and Shoe ...	13	35,065	9,170	166	—	9,336
Tailoring ...	9	20,135	950	207	Emigration, 2	1,159
Other Clothing ...	16	9,987	2,181	65	—	2,246
Total Clothing Trades ...	38	65,187	12,301	438	Emigration, 2	12,741

\* So far as distinguished from Ordinary Unemployed Benefit.

EXPENDITURE ON UNEMPLOYED BENEFITS—*continued.*

NUMBER OF UNIONS, TOTAL MEMBERSHIP, AND TOTAL AMOUNTS OF UNEMPLOYED  
EXPENDITURE IN 1908—*continued.*

Trade or Occupation.	No. of Unions.	Membership at end of 1908.	Ordinary Unemployed Benefit.	Travelling Benefit.*	Emigration, Fares to Jobs, Removals.	Total Un- employed Benefits.
			£	£	£	£
Railway Servants... ..	7	118,713	6,919	—	Emigration, 10	6,929
Tramway Servants, Busmen, Cab- men, Carters, &c.	20	37,237	100	9	—	109
Seamen, Dock, and Canal Workers	33	61,892	70	—	—	70
Total Transport (Land and Water).	60	217,842	7,089	9	Emigration, 10	7,108
Agricultural Labourers and Fishermen.	8	9,135	—	—	—	—
Printing and Kindred Trades ...	37	72,825	61,402	639	Emigration, 525 Fares, 192† Removal, 188	62,946
Cabinet Making, French Polish- ing, and Upholstering.	19	14,960	26,928	134	Emigration, 134 Fares, 110	27,306
Coach, Carriage, Cart and Dray Building.	9	12,885	17,780	166	Fares, 15	17,961
Other Woodworking Trades ...	55	12,883	10,777	50	Emigration, 14 Fares, 31	10,872
Total Woodworking Trades	83	40,728	55,485	350	Emigration, 148 Fares, 156	56,139
Chemical, &c., Trades ... ..	31	19,089	18,741	85	Fares, 23	18,849
Food and Tobacco Trades ...	28	17,943	8,198	6	Emigration, 146 Fares, 5.	8,355
Shop Assistants ... ..	5	49,600	11,939	—	—	11,939
Other Trades ... ..	103	52,945	15,451	261	Emigration, 19 Fares, 92	15,823
General Labour ... ..	14	112,531	6,124	6	—	6,130
Employees of Public Authorities	72	89,232	30	—	—	30
Total Other Trades ... ..	253	341,340	60,483	358	Emigration, 165 Fares, 120	61,126
Grand Total, All Trades ...	1,059	2,357,381	1,245,110	6,222	Emigration, 1,360 Fares, 1,143 Removal, 230	1,254,065

\* So far as distinguished from Ordinary Unemployed Benefit.

† Includes a small amount for Removal.



## EXPENDITURE ON

SUMMARY OF AMOUNT PAID IN EACH OF THE YEARS 1900 TO 1909 AS  
FROM WHICH INFORMATION WAS RECEIVED, TOGETHER WITH

	Year.	Brick- layers and Masons.	Carpenters and Joiners.	Plumbers.	Painters.	Builders' Labourers.	Other Building Trades.	Total Building Trades.
Number of Trade Unions	—	No. 6	No. 4	No. 1	No. 5	No. 6	No. 9	No. 31
Total Number of Mem- bers at end of Year.	1900	64,046	82,566	11,186	14,210	13,787	13,619	199,414
	1901	63,004	83,124	11,089	14,426	13,472	12,586	197,701
	1902	61,700	85,733	11,390	14,652	12,553	11,909	197,937
	1903	60,411	86,791	11,498	14,640	11,337	11,649	196,326
	1904	56,859	85,122	11,497	19,509	8,749	10,777	192,513
	1905	52,571	81,068	11,419	20,136	6,693	10,090	181,977
	1906	49,106	78,434	11,247	20,092	6,430	9,788	175,097
	1907	46,604	80,674	11,475	20,952	6,207	9,325	175,237
	1908	42,403	72,185	11,389	20,928	5,794	8,859	161,558
	1909	36,840	66,577	11,232	20,001	5,474	8,038	148,162
Approximate Number of Members eligible to receive Unemployed Benefits during the Year.	1900	58,832	59,591	9,989	9,866	15,025	11,496	164,799
	1901	60,647	61,927	10,447	10,002	13,787	11,784	168,594
	1902	59,523	62,827	10,450	10,315	13,472	10,814	167,401
	1903	58,168	63,478	10,683	10,685	12,553	10,336	165,903
	1904	56,749	64,700	10,796	10,640	11,337	10,474	164,696
	1905	53,244	64,915	10,717	15,135	8,749	9,759	162,519
	1906	49,055	61,863	10,659	15,615	6,693	9,130	153,015
	1907	45,503	57,306	10,463	15,735	6,430	8,987	144,424
	1908	45,106	57,016	10,645	16,568	6,207	8,591	144,133
	1909	40,931	52,807	10,561	16,634	5,794	8,169	134,896
Total Amount of Un- employed Benefits.	1900	£ 2,688	£ 35,479	£ 587	£ 7,947	£ 219	£ 565	£ 47,485
	1901	4,028	50,614	1,065	11,586	57	924	68,274
	1902	3,581	52,830	5,192	12,676	61	764	75,104
	1903	3,673	58,168	6,221	13,125	59	798	82,044
	1904	5,832	100,738	8,455	22,840	60	1,419	139,344
	1905	7,742	102,040	7,593	25,783	94	1,518	144,770
	1906	6,552	84,701	8,294	26,459	23	1,292	127,321
	1907	4,363	78,256	8,139	25,225	17	1,326	117,326
	1908	5,265	122,706	10,243	29,131	15	1,375	168,735
	1909	3,039	96,865	10,547	30,769	12	1,335	142,567
Cost of Unemployed Benefits per head of Eligible Membership.	1900	s. d. 0 11	s. d. 11 11	s. d. 1 2	s. d. 16 1	s. d. 0 3	s. d. 1 0	s. d. 5 9
	1901	1 4	16 4	2 0	23 2	0 1	1 7	8 1
	1902	1 2	16 10	9 11	24 7	0 1	1 5	9 0
	1903	1 3	18 4	11 8	24 7	0 1	1 7	9 11
	1904	2 0	31 2	15 8	42 11	0 1	2 9	16 11
	1905	2 11	31 5	14 2	34 1	0 3	3 1	17 10
	1906	2 7	27 5	15 7	33 11	0 1	2 10	16 8
	1907	1 11	27 4	15 7	32 1	0 1	2 11	16 3
	1908	2 4	43 1	19 3	35 2	0 1	3 2	23 5
	1909	1 6	36 8	20 0	37 0	—	3 3	21 2
Mean of 1900- 1909.		1 10	26 1	12 6	30 4	0 1	2 4	14 6



## UNEMPLOYED BENEFITS—continued.

UNEMPLOYED BENEFITS BY TRADE UNIONS IN THE INSURED TRADES  
THE COST PER HEAD OF ELIGIBLE MEMBERSHIP.

Engineering.		Shipbuilding.	Total Engineering and Shipbuilding.	Coach, Carriage, Cart and Dray Building.	Millsawyers and Woodworking Machinists.	Total Insured Trades.
Ironfounding.	Other Engineering.					
No. 8	No. 65	No. 6	No. 79	No. 8	No. 5	No. 123
34,274	140,669	68,097	243,040	9,132	5,865	457,451
34,397	142,199	69,512	246,108	9,599	6,225	459,633
34,621	144,930	69,879	249,430	10,402	6,331	464,100
35,359	147,721	69,913	252,993	10,691	6,418	466,428
35,208	149,107	69,564	253,879	10,915	6,426	463,733
36,008	153,502	69,928	259,438	11,551	6,300	459,266
37,819	164,403	72,918	275,140	12,795	6,286	469,318
38,874	174,375	73,898	287,147	13,474	6,363	482,221
37,907	171,730	74,492	284,129	12,765	5,950	464,402
36,885	169,145	72,037	278,067	11,725	5,490	443,444
28,200	125,415	51,173	204,788	8,607	4,802	382,996
28,095	126,280	54,561	208,936	8,628	5,436	391,594
28,173	127,841	56,201	212,215	9,058	5,782	394,456
28,017	129,457	56,807	214,281	9,821	5,847	395,852
28,390	130,992	57,320	216,702	10,077	5,956	397,431
28,376	132,791	57,643	218,810	10,287	6,012	397,628
29,114	136,968	58,830	224,912	10,910	5,939	394,776
30,604	146,625	61,780	239,009	12,118	5,930	401,481
35,075	154,749	63,268	253,092	12,764	6,009	415,998
34,116	152,553	64,884	251,553	11,972	5,624	404,045
£	£	£	£	£	£	£
22,954	66,073	14,823	103,850	3,521	1,722	156,578
37,237	83,738	26,281	147,256	4,595	3,187	223,312
43,736	115,714	60,303	219,753	6,837	3,331	305,025
39,098	118,857	80,459	238,414	7,661	3,477	331,596
57,853	172,435	94,307	324,595	9,471	5,152	478,562
38,576	129,637	75,529	243,742	6,959	4,897	400,368
25,584	84,502	55,760	165,846	6,340	3,831	303,338
35,662	106,378	75,144	217,184	9,085	4,038	347,633
118,205	281,204	134,128	533,537	17,874	6,897	727,043
96,036	290,132	98,495	484,663	11,185	5,781	644,196
s. d.	s. d.	s. d.	s. d.	s. d.	s. d.	s. d.
16 3	10 6	5 10	10 2	8 2	7 2	8 2
26 6	13 3	9 8	14 1	10 8	11 9	11 5
31 1	18 1	21 6	20 9	15 1	11 6	15 6
27 11	18 4	28 4	22 3	15 7	11 11	16 9
40 8	26 4	32 11	29 11	18 10	17 4	24 1
27 2	19 6	26 2	22 3	13 6	16 3	20 2
17 7	12 4	18 11	14 9	11 7	12 11	15 4
23 4	14 6	24 4	18 2	15 0	13 7	17 4
67 5	36 4	42 5	42 2	28 0	22 11	34 11
56 4	38 0	30 4	38 6	18 8	20 7	31 11
33 5	20 9	24 1	23 4	15 6	14 7	19 7



**MEAN COST OF UNEMPLOYED BENEFITS IN THE YEARS 1900 TO 1909 OF  
ALL TRADE UNIONS IN THE INSURED TRADES PAYING SUCH BENEFITS  
FROM WHICH INFORMATION WAS RECEIVED, GROUPED ACCORDING TO  
THE AMOUNT OF COST PER HEAD OF ELIGIBLE MEMBERSHIP.**

Unions with a mean eligible Membership of	30s. and over.		25s. and under 30s.		20s. and under 25s.		15s. and under 20s.	
	No. of Unions.	Member- ship.	No. of Unions.	Member- ship.	No. of Unions.	Member- ship.	No. of Unions.	Member- ship.
20,000 and above.	—	—	1	46,080	2	135,992	—	—
10,000 and under 20,000.	2	29,007	—	—	—	—	—	—
5,000 and under 10,000.	1	6,742	1	5,645	—	—	1	7,016
2,000 and under 5,000.	—	—	—	—	3	9,412	4	12,908
1,000 and under 2,000.	—	—	1	1,043	1	1,154	2	2,537
500 and under 1,000.	1	523	3	2,380	2	1,329	4	2,499
200 and under 500.	—	—	3	872	5	1,645	7	2,147
Under 200.	3	268	3	282	8	656	3	259
TOTAL ...	7	36,540	12	56,302	21	150,188	21	27,366

Unions with a mean eligible Membership of	10s. and under 15s.		5s. and under 10s.		2s. 6d. and under 5s.		Under 2s. 6d.	
	No. of Unions.	Member- ship.	No. of Unions.	Member- ship.	No. of Unions.	Member- ship.	No. of Unions.	Member- ship.
20,000 and above.	—	—	—	—	—	—	1	34,104
10,000 and under 20,000.	2	21,750	—	—	1	15,295	—	—
5,000 and under 10,000.	2	17,145	—	—	—	—	2	13,639
2,000 and under 5,000.	—	—	1	4,308	1	3,833	2	5,394
1,000 and under 2,000.	4	4,735	—	—	2	2,758	1	1,173
500 and under 1,000.	2	1,260	2	1,490	—	—	2	1,848
200 and under 500.	3	966	1	346	—	—	3	932
Under 200.	14	1,275	10	928	1	105	4	410
TOTAL ...	27	47,131	14	7,072	5	21,991	15	57,500

## II.—DETAILED TABLES.

---

	PAGE.
<i>ANALYSIS OF FINANCIAL RULES OF TRADE UNIONS RELAT-</i>	
<i>ING TO UNEMPLOYED BENEFITS ... ..</i>	18
<i>EXPENDITURE OF ALL TRADE UNIONS ON UNEMPLOYED</i>	
<i>BENEFITS IN 1908 ... ..</i>	229
<i>EXPENDITURE OF TRADE UNIONS IN THE INSURED TRADES</i>	
<i>ON UNEMPLOYED BENEFITS IN 1900-1909 ... ..</i>	276



## ANALYSIS OF THE FINANCIAL RULES OF TRADE UNIONS WITH

[N.B.—The payments quoted are

Name of Union.	Number of Members at end of 1908.	ORDINARY <i>Regular</i> CONTRIBUTIONS.		No. of Weeks after joining Union before entitled to Unemployed and Travelling Benefits.	UNEMPLOYED					
					Weekly Amount and Duration of Ordinary Unemployed Benefit.					
		Per Week.	Additional <i>Regular</i> Contributions.		1st Period.		2nd Period.		3rd Period.	
					Rate.	Weeks.	Rate.	Weeks.	Rate.	Weeks.
		<i>s. d.</i>			<i>s. d.</i>		<i>s. d.</i>		<i>s. d.</i>	
<b>BRICKLAYERS :—</b>					<b>BUILDING</b>					
Ancient Guild of Incorporated Brick and Stone Layers' Trade Union of Ireland.	822	0 8	—	—	—	—	—	—	—	—
United Operative Bricklayers' Trade, Sick, Accident and Burial Society of Great Britain and Ireland (Manchester Unity).	2,117	Age at entry—18 to 30, 7½ <i>d.</i> ; 30 to 35, 8 <i>d.</i> ; 35 to 40, 9 <i>d.</i> 1 <i>s.</i> per year to Sick Fund and 1 <i>s.</i> to Superannuation Fund.		52	—	—	—	—	—	—
Operative Bricklayers' Society.	28,495	Age at entry—under 25, 7½ <i>d.</i> ; 25 to 30, 8 <i>d.</i> ; 30 to 35, 9 <i>d.</i> 6 <i>d.</i> per quarter for Management Expenses. 3 <i>d.</i> to 1 <i>s.</i> per quarter to Benevolent and Incidental Fund (optional for each branch). 1 <i>s.</i> per quarter to Medical Fund (optional for each branch).		52	—	—	—	—	—	—
Operative Brick and Stone Layers' Society of Drogheda.	17	Not stated.	Not stated.	—	—	—	—	—	—	—
<b>MASONS :—</b>										
United Operative Masons' Association of Scotland.	1,769*	0 4½	1 <i>s.</i> per year to Subsidiary Fund.	—	—	—	—	—	—	—
Operative Stone Masons' Society of England and Wales.	9,596	0 9	—	52	—	—	—	—	—	—
Operative Stone Cutters' Society of Stepside and its Locality.	43	0 3	—	—	—	—	—	—	—	—
Stone Carvers' Trade Association.	223	0 4 to General Fund; 0 1 to Superannuation Fund.		—	—	—	—	—	—	—
Stone Carvers' Society of Ireland (Dublin).	26	0 6	—	—	—	—	—	—	—	—
United Operative Masons and Granite Cutters' Union.	2,022	0 6	6 <i>d.</i> per year for Journal.	78	10 0	10	—	—	—	—
					An advance of Unemployed Benefit not exceeding £2 may be drawn by members taking up work at a distance to pay removal expenses.					

An advance of Unemployed Benefit not exceeding £2 may be drawn by members taking up work at a distance to pay removal expenses.

\* Membership at end of 1907; figure for 1908 not available.

## REGARD TO UNEMPLOYED AND TRAVELLING BENEFITS.

*for Ordinary Members only.]*

BENEFIT.			
Travelling Benefit.	When exempt from Contributions through Unemployment, Sickness or Accident.	Other Benefits covered by Contributions of Members.	Organisations to which Unions contribute for certain financial benefits.
<b>TRADES.</b>			
—	—	Dispute, Sick and Accident, Superannuation. (Funeral benefit raised by special levy.)	—
1s. 6d. to 5s. 6d. per branch per 4 months, according to size of town and distance travelled.	—	Dispute, Sick and Accident, Accident Bonus, Superannuation, Legal Aid. (Funeral benefit raised by special levy.)	—
1s. 6d. for one day per branch in each 3 months. Two or more days' relief allowed in certain large towns.	—	Dispute, Sick and Accident, Accident Bonus, Superannuation, Funeral, Benevolent Grants Medical Aid, Legal Aid.	—
—	—	Dispute.	—
—	Contributions reduced to 1d. per week when unemployed or sick.	Dispute, Accident Bonus, Fatal Accident Grant, Funeral, Legal Aid.	—
6d. per day under 10 miles; 10 to 20 miles 1s., with further 1d. for every additional 3 miles. (Not more than 56 days' relief allowed per year.)	Contributions reduced when sick or disabled by accident.	Dispute, Trade Accident, Accident Bonus, Fatal Accident Grant, Superannuation, Funeral, Legal Aid.	—
—	—	Dispute, Sick Grant, Funeral.	—
—	When unable to pay through sickness. When unemployed for 8 or more weeks.	Superannuation, Loans for Fares to Jobs, Legal Aid. (Dispute benefit, and Accident bonus raised partly by special levy, Funeral benefit raised by special levy.)	—
—	—	Dispute.	—
—	When unemployed and not receiving benefit, and when sick.	Dispute, Accident Bonus, Funeral.	—



## ANALYSIS OF THE FINANCIAL RULES OF TRADE UNIONS WITH

[N.B.—The payments quoted are

Name of Union.	Number of Members at end of 1908.	ORDINARY <i>Regular</i> CONTRIBUTIONS.		No. of Weeks after joining Union before entitled to Unemployed and Travelling Benefits.	UNEMPLOYED					
		Per Week.	Additional <i>Regular</i> Contributions.		Weekly Amount and Duration of Ordinary Unemployed Benefit.					
					1st Period.		2nd Period.		3rd Period.	
					Rate.	Weeks.	Rate.	Weeks.	Rate.	Weeks.
		<i>s. d.</i>			<i>s. d.</i>		<i>s. d.</i>		<i>s. d.</i>	
<b>Masons—cont.</b>					<b>Building</b>					
Amalgamated Operative Marble and Slate Masons' Trade and Benefit Society.	97	0 4 0 1 0 1	to Benefit Fund. to Funeral Fund. to Management Fund. 3d. per quarter to Distress Fund. 6d. per quarter to Trade Dispute Fund.	26	After 6 months' membership :— 4 0   6   —   —   —   — After 1 year's membership :— 8 0   6   —   —   —   — After 2 years' membership :— 10 0   6   —   —   —   — After 3 years' membership :— 12 0   6   —   —   —   — After 5 years' membership :— 12 0   8   —   —   —   —					
<b>CARPENTERS AND JOINERS:—</b>										
General Union of Operative Carpenters and Joiners.	5,241	0 11	1s. per year to Parliamentary Representation Fund.	52	10 0	8	—	—	—	—
Northampton Local Operative Carpenters' and Joiners' Friendly and Trade Society.	16	1 6 per month.	—	52	7 0	8	3 6	8	—	—
					(Benefit may be drawn after six months interval.)					
Amalgamated Society of Carpenters and Joiners.	61,220	1 3	4d. per quarter to Contingent Fund. 6d. per year to Trade Movement Fund.	52	10 0	12	6 0	12	—	—
Associated Carpenters and Joiners' Society.	5,708 (9d. Members 1716; 1s. Members, 2,114.)	0 9  1 0	3d. per quarter to Benevolent and Contingent Fund. Do.	— 52	— 10 0	— 13	— —	— —	— —	— —
Trade Movement Society of Carpenters and Joiners.	25	0 3	—	—	—	—	—	—	—	—
<b>SLATERS AND TILERS:—</b>										
Amalgamated Slaters' Society of Scotland.	861	0 2 0 4 0 1 0 1	to Protective Fund. to Sick and Funeral Fund. to Central Board Management Fund. to District Management Fund. 6d. per quarter to Contingency Fund.	—	—	—	—	—	—	—
Amalgamated Slaters and Tilers' Provident Society.	1,060	0 1 0 4 0 3	to Trade Protection Fund. to Provident Fund. to Management Fund.	26	—	—	—	—	—	—

REGARD TO UNEMPLOYED AND TRAVELLING BENEFITS—*continued.*  
*for Ordinary Members only.]*

BENEFIT.			
Travelling Benefit.	When exempt from Contributions through Unemployment, Sickness or Accident.	Other Benefits covered by Contributions of Members.	Organisations to which Unions contribute for certain financial benefits.
<b>Trades—cont.</b>			
—	—	Dispute, Funeral, Distress Grants.	—
Same as Ordinary Unemployed Benefit.	—	Dispute, Sick and Accident, Accident Bonus, Superannuation, Funeral, Loss of Tools by fire, water, or theft, Legal Aid.	—
—	—	Sick and Accident, Victim, Funeral, Loss of Tools by fire, water, or theft, Distress Grants.	—
Same as Ordinary Unemployed Benefit.	When unemployed or sick ...	Dispute, Sick and Accident, Accident Bonus, Superannuation, Funeral, Fares to Jobs, Loss of Tools by fire, water, or theft, Distress Grants, Legal Aid.	—
—	Contributions reduced when receiving sick benefit and for 13 weeks in any one year when unemployed.	Dispute, Sick and Accident, Accident Bonus, Superannuation, Funeral, Loss of Tools by fire, water, theft, &c., Distress Grants, Legal Aid.	—
—	—	Dispute, Accident Bonus, Loss of Tools by fire, water, or theft, Legal Aid.	—
—	When unemployed or sick (paid from Contingency Fund).	Dispute, Sick and Accident, Funeral. (Accident Bonus and Retirement Grant raised by special levy.)	—
1d. per mile up to 10s. in 6 months.	—	Dispute, Sick and Accident, Accident Bonus, Funeral, Fares to Jobs, Legal Aid.	General Federation of Trade Unions.



## ANALYSIS OF THE FINANCIAL RULES OF TRADE UNIONS WITH

[N.B.—The payments quoted are

Name of Union.	Number of Members at end of 1908.	ORDINARY <i>Regular</i> CONTRIBUTIONS.		No. of Weeks after joining Union before entitled to Unemployed and Travelling Benefits.	UNEMPLOYED					
		•			Weekly Amount and Duration of Ordinary Unemployed Benefit.					
		Per Week.	Additional <i>Regular</i> Contributions.		1st Period.		2nd Period.		3rd Period.	
					Rate.	Weeks.	Rate.	Weeks.	Rate.	Weeks.
		<i>s. d.</i>			<i>s. d.</i>		<i>s. d.</i>		<i>s. d.</i>	
<b>PLUMBERS :—</b>					<b>Building</b>					
United Operative Plumbers' Association of Great Britain and Ireland.	11,389	1 0	—	Unemployed, 52. Lock-out, Not stated.	9 0	49 days.	—	—	—	—
					Lock-out owing to dispute in other trades :—					
					In 1st year of membership :—					
					12 0	While lock-out lasts.	—	—	—	—
					After 1 year's membership :—					
					15 0	While lock-out lasts.	—	—	—	—
United Operative Plumbers' Association of Scotland.	982	3d. to Trade Fund. 4d. to Sick Fund.	3d. per quarter to Supplementary Fund.	—	—	—	—	—	—	—
London Plumbers' Society	22	0 9	½d. per week to Incidental Fund.	—	—	—	—	—	—	—
<b>PLASTERERS :—</b>										
Dublin Operative Plasterers' Trade Society.*	170	0 6	—	52	10 0	when unemployed at any time between 6 weeks before and 6 weeks after December 25th.				
Cork Slaters and Plasterers' Society.	121	0 6	—	52	Sum of £1 allowed after					
Belfast Operative Plasterers' Protective and Friendly Trade Union.	60	0 6	—	—	—	—	—	—	—	—
National Association of Operative Plasterers.	7,019	0 7	1d. to 2d. per week for Branch Management Expenses.	Travelling, 52.	—	—	—	—	—	—
Scottish National Operative Plasterers' Federal Union.	1,067	0 3	—	—	—	—	—	—	—	—
<b>PAINTERS AND DECORATORS :—</b>										
Metropolitan House Painters' Trade Union (Dublin).	482	1 0	—	52	10 0	8	—	—	—	—
					(During months of December, January and February only.)					
Liverpool and Vicinity Operative House Painters' Old Society.	1,170	0 4	—	—	—	—	—	—	—	—
Belfast Operative House and Ship Painters and Decorators' Trade Union.	44	1 3	(All members exempt during months of January and February.)	52	10 0	8	—	—	—	—
					(During months of December, January and February only.)					

\* The rules analysed were in operation in 1905, and no intimation ha

REGARD TO UNEMPLOYED AND TRAVELLING BENEFITS—*continued.*  
*for Ordinary Members only.]*

BENEFIT.			
Travelling Benefit.	When exempt from Contributions through Unemployment, Sickness or Accident.	Other Benefits covered by Contributions of Members.	Organisations to which Unions contribute or certain financial benefits.
<b>Trades—cont.</b>			
1s. 6d. per day (Sundays included) for 49 days.	When unemployed or sick...	Dispute, Sick and Accident, Accident Bonus, Superannuation, Funeral, Legal Aid.	
—	When unemployed contributions paid from Supplementary Fund.	Dispute, Sick and Accident, Superannuation, Funeral, Distress Grants. (Accident Bonus raised partly by special levy.)	
—	When unemployed or sick...	Dispute, Sick and Accident, Accident Bonus, Superannuation, Funeral, Distress Grants.	
—	—	Dispute, Superannuation, Funeral.	
4 weeks' idleness.	—	Dispute, Funeral, Fares to Jobs, Emigration.	
—	—	Dispute, Sick and Accident, Funeral, Fares to Jobs, Loans for Emigration. (Distress Grants and Gifts to Widows or Orphans raised by special levy.)	
1s. 6d. for one day per district up to a limit of £4 in one year. Two days' relief granted in certain large towns.	When sick and benefit is exhausted.	Dispute, Sick and Accident, Superannuation, Funeral, Loans for Building Investments, Legal Aid. (Accident Bonus and Fatal Accident Grant raised by special levy.)	General Federation of Trade Unions.
—	After four consecutive weeks unemployment or sickness.	Funeral. (Dispute benefit raised by special levy.)	
—	—	Funeral, Sick and Accident, Legal Aid. (Dispute benefit raised by special levy.)	
—	Contributions may remain in abeyance when unemployed or sick.	Dispute, Accident, Superannuation, Funeral.	
—	When sick ... ..	Dispute, Sick and Accident, Accident Bonus, Superannuation, Medical Aid, Legal Aid. (Funeral benefit raised partly by special levy.)	

been received as to whether any subsequent alteration has been made.



## ANALYSIS OF THE FINANCIAL RULES OF TRADE UNIONS WITH

[N.B.—The payments quoted are

Name of Union	Number of Members at end of 1908.	ORDINARY <i>Regular</i> CONTRIBUTIONS.		No. of Weeks after joining Union before entitled to Unemployed and Travelling Benefits.	UNEMPLOYED						
		Per Week.	Additional <i>Regular</i> Contributions.		Weekly Amount and Duration of Ordinary Unemployed Benefit.						
					1st Period.		2nd Period.		3rd Period.		
					Rate.	Weeks.	Rate.	Weeks.	Rate.	Weeks.	
		<i>s. d.</i>			<i>s. d.</i>		<i>s. d.</i>		<i>s. d.</i>		
Painters and Decorators— <i>cont.</i>											
Southport and Birkdale Painters' Society.	234	0 6	—	52	6 0	7	—	—	—	—	—
National Amalgamated Society of Operative House and Ship Painters and Decorators.	17,462	1 0	3 <i>d.</i> per quarter to Contingent Fund. 2 <i>d.</i> per quarter to General Federation of Trade Unions.	52	10 0	10	—	—	—	—	—
					(During months of November, December, January, and February only.)						
St. Helens Operative House Painters and Decorators' Society.	28	0 8	—	Not stated.	7 0	5	—	—	—	—	—
					(During months of January and February only.)						
Barnsley Operative House Painters' Society.	38	0 6	—	52	8 0	6	—	—	—	—	—
					(During months of November, December, January and February only.)						
Birkenhead Operative House Painters' Society.	270	0 4½ 0 1	to General Fund. to Sick and Benevolent Fund.	—	—	—	—	—	—	—	—
Scottish Painters' Society	2,918 (3½ <i>d.</i> Members, 1536; 7 <i>d.</i> Members, 930.)	0 3½ 0 7	4 <i>d.</i> per quarter to General Federation of Trade Unions.  do.	— —	—	—	—	—	—	—	—
The "Cave" House Painters and Decorators' Trade Union (London).	55	0 2	—	—	—	—	—	—	—	—	—
Nelson and District Operative House Painters' Association.	30	0 3	—	—	—	—	—	—	—	—	—

REGARD TO UNEMPLOYED AND TRAVELLING BENEFITS—*continued.*  
*for Ordinary Members only.]*

BENEFIT.	When exempt from Contributions through Unemployment, Sickness or Accident.	Other Benefits covered by Contributions of Members.	Organisations to which Unions contribute for certain financial benefits.
Travelling Benefit.			
<b>Trades—cont.</b>			
—	Case considered by Society when unable to pay through unemployment or sickness.	Dispute, Trade Accident, Funeral, Legal Aid.	—
Same as Ordinary Unemployed Benefit.	—	Dispute, Sick and Accident, Superannuation, Funeral, Benevolent Grants. (Accident Bonus raised by special levy.)	General Federation of Trade Unions.
—	—	Dispute, Sick and Accident. (Funeral benefit raised by special levy.)	—
—	Case considered by Committee, when unable to pay through unemployment or sickness.	Dispute, Accident. (Funeral benefit raised by special levy.)	—
—	Contributions may remain in abeyance when unemployed or sick.	Dispute, Sick and Trade Accident, Funeral, Benevolent Grants.	—
—	—	Dispute, Trade Accident, Funeral, Distress Grants, Legal Aid.	General Federation of Trade Unions.
—	—	Dispute, Sick and Accident, Fatal Accident Grant, Funeral, Distress Grants, Legal Aid.	General Federation of Trade Unions.
—	—	Dispute, Trade Accident, Funeral.	—
—	Case considered by Committee, when unemployed or sick.	Dispute, Trade Accident, Funeral.	—



## ANALYSIS OF THE FINANCIAL RULES OF TRADE UNIONS WITH

[N.B.—The payments quoted are

Name of Union.	Number of Members at end of 1908.	ORDINARY <i>Regular</i> CONTRIBUTIONS.		No. of Weeks after joining Union before entitled to Unemployed and Travelling Benefits.	UNEMPLOYED					
					Weekly Amount and Duration of Ordinary Unemployed Benefit.					
		Per Week.	Additional <i>Regular</i> Contributions.		1st Period.		2nd Period.		3rd Period.	
					Rate.	Weeks.	Rate.	Weeks.	Rate.	Weeks.
		<i>s. d.</i>			<i>s. d.</i>		<i>s. d.</i>		<i>s. d.</i>	
<b>BUILDERS' LABOURERS:—</b>					<b>Building</b>					
General Labourers' Amalgamated Union.	1,883	0 3	4 <i>d.</i> per quarter to Management Fund. 4 <i>d.</i> per year to Municipal and Parliamentary Fund.	—	—	—	—	—	—	—
United Order of General Labourers of London.	1,385	0 3	6 <i>d.</i> per quarter to Management Fund, 3 <i>d.</i> per quarter to Strike and Benevolent Funds.	—	—	—	—	—	—	—
National Association of Operative Plasterers' Labourers.	230	0 3 0 2	to General Fund to Local Management Fund.	Travelling, 52.	—	—	—	—	—	—
					<i>When unemployed through contagious disease:—</i>					
Navvies, Builders' Labourers, and General Labourers' Union.	2,072	0 4	3 <i>d.</i> per quarter for salary of Branch Secretary.	Unemployed, 26; Travelling, 52.	10 0	Not stated.	—	—	—	—
United Builders' Labourers' Union.	2,568		1½ <i>d.</i> to Trade Fund. 1½ <i>d.</i> to Accident and Funeral Fund. 5 <i>d.</i> per quarter for Executive Expenses. 1 <i>d.</i> per year for Postage	—	—	—	—	—	—	—
United Labourers of Dublin Trade Union.	461	0 4	4 <i>d.</i> per quarter	—	—	—	—	—	—	—
Cork Builders' Labourers' Union.	200	Not stated.	Not stated.	—	—	—	—	—	—	—
Catshill Society of Builders' and General Labourers.	39	4 <i>d.</i> to 5 <i>d.</i> (according to age at entry).	3 <i>d.</i> per quarter to Distress Relief Fund.	—	—	—	—	—	—	—

REGARD TO UNEMPLOYED AND TRAVELLING BENEFITS—*continued.*  
*for Ordinary Members only.]*

BENEFIT.	When exempt from Contributions through Unemployment, Sickness or Accident.	Other Benefits covered by Contributions of Members.	Organisations to which Unions contribute for certain financial benefits.
Travelling Benefit.			
<i>Trades—cont.</i>			
—	—	Dispute, Accident, Funeral, Legal Aid. (Accident Bonus raised by special levy.)	—
—	Contributions paid from Benevolent Fund when unemployed or sick for 4 or more weeks (not more than 5s. paid in any one year).	Dispute, Accident, Funeral, Legal Aid. (Accident Bonus raised partly by special levy.)	—
Under 30 miles 1s. 6d. per day; over 30 miles, 2s. 6d. (One day's relief only in each district in a year.)	—	Dispute, Trade Accident, Funeral.	—
2s. 4d. per week for 8 weeks in one year.	—	Dispute, Trade Accident, Accident Bonus, Funeral, Legal Aid.	General Federation of Trade Unions.
—	—	Dispute, Trade Accident, Funeral, Legal Aid. (Accident Bonus raised by special levy.)	—
—	When sick exempt from contributions for not more than 3 months.	Funeral, Trade Accident. (Dispute benefit raised by special levy.)	—
—	When unable to pay through sickness or accident.	Dispute.	—
—	—	Dispute, Sick and Accident, Funeral, Distress Grants.	—



## ANALYSIS OF THE FINANCIAL RULES OF TRADE UNIONS WITH

[N.B.—The payments quoted are

Name of Union.	Number of Members at end of 1908.	ORDINARY <i>Regular</i> CONTRIBUTIONS.		No. of Weeks after joining Union before entitled to Unemployed and Travelling Benefits.	UNEMPLOYED					
					Weekly Amount and Duration of Ordinary Unemployed Benefit.					
					1st Period.		2nd Period.		3rd Period.	
					Rate.	Weeks.	Rate.	Weeks.	Rate.	Weeks.
		<i>s. d.</i>			<i>s. d.</i>		<i>s. d.</i>		<i>s. d.</i>	
<b>Builders' Labourers—cont.</b>					<b>Building</b>					
Coventry and District Builders' Labourers' Protective, Accident and Burial Society.	130	0 4	—	—	—	—	—	—	—	—
Nottingham Builders' Labourers' Trade Society.	670	0 4	3d. per quarter to Incidental Fund.	—	—	—	—	—	—	—
Oxford and District Builders' Labourers' Society.	37	0 4	1s. per year to Reserve Fund.	—	—	—	—	—	—	—
Wolverhampton and District Builders' Labourers' Protective, Accident and Burial Society.	39	0 10 0 6	per month to Sickness Fund. per month to Management Fund.	—	—	—	—	—	—	—
Oldham and District Bricklayers' Labourers' Accident and Burial Society.	110	6 2½ 0 1½	to Benefit Fund. to Management Fund.	—	—	—	—	—	—	—
Manchester and Salford District Operative Plasterers' Labourers' Society.	188	0 5	—	—	—	—	—	—	—	—
Stockport Bricklayers' Labourers' Union.*	100	1 4 per calendar month.	—	—	—	—	—	—	—	—
Wigan and District Builders' Labourers' Union, Accident and Burial Society.	60	1 4 per month.	—	—	—	—	—	—	—	—
Leigh and Bedford District Bricklayers' Labourers' Union.	14	0 4	—	—	—	—	—	—	—	—
Liverpool and District Bricklayers' Labourers' Society.*	160	0 4	—	—	—	—	—	—	—	—

\* Union dissolved in 1909.

† This Federation is a constituent of the

REGARD TO UNEMPLOYED AND TRAVELLING BENEFITS—*continued.*  
for Ordinary Members only.]

BENEFIT.			
Travelling Benefit.	When exempt from Contributions through Unemployment, Sickness or Accident.	Other Benefits covered by Contributions of Members.	Organisations to which Unions contribute for certain financial benefits.
<b>Trades—cont.</b>			
1s. 4d. per federated society per 6 months.	When sick exempt for 8 weeks. (Period may be extended).	Dispute, Accident, Funeral, Legal Aid.	Federated Builders' Labourers of Great Britain and Ireland.†
1s. 4d. per federated society per 6 months.	When sick exempt for 8 weeks. (Period may be extended).	Dispute, Trade Accident, Funeral.	Do.
1s. 4d. per federated society per 6 months.	—	Dispute, Accident, Legal Aid. (Funeral benefit raised by special levy.)	Do.
—	—	Dispute, Trade Accident, Funeral, Legal Aid.	—
—	—	Trade Accident, Funeral. (Dispute benefit is not provided for in the Rules, which are those of a registered Friendly Society. The members of the Society, however, engage in trade union action.)	—
—	—	Dispute, Trade Accident, Funeral.	—
—	—	Dispute, Trade Accident, Funeral, Legal Aid.	—
—	—	Dispute, Trade Accident, Funeral.	—
—	—	Dispute, Accident, Legal Aid. (Funeral benefit raised by special levy.)	—
—	—	Dispute, Trade Accident, Legal Aid. (Funeral benefit raised by special levy.)	—

General Federation of Trade Unions.



## ANALYSIS OF THE FINANCIAL RULES OF TRADE UNIONS WITH

[N.B.—The payments quoted are

Name of Union.	Number of Members at end of 1908.	ORDINARY <i>Regular</i> CONTRIBUTIONS.		No. of Weeks after joining Union before entitled to Unemployed and Travelling Benefits.	UNEMPLOYED					
		Per Week.	Additional <i>Regular</i> Contributions.		Weekly Amount and Duration of Ordinary Unemployed Benefit.					
					1st Period.		2nd Period.		3rd Period.	
					Rate.	Weeks.	Rate.	Weeks.	Rate.	Weeks.
		<i>s. d.</i>			<i>s. d.</i>		<i>s. d.</i>		<i>s. d.</i>	
<b>Builders' Labourers—<i>cont.</i></b>					<b>Building</b>					
National Association of Builders' Labourers.	2,653	0 4	3 <i>d.</i> per quarter for Management Expenses. 3 <i>d.</i> per quarter to Superannuation and Total Disablement Benefit Fund.	26	—	—	—	—	—	—
Birkenhead, Liscard and District Bricklayers, Plasterers and Slaters' Labourers' Society.	211	0 3½	—	—	—	—	—	—	—	—
<b>MISCELLANEOUS BRANCHES:—</b>										
Gas Fitters' Trade Association (Birmingham).	80	0 6	—	52	10 0	13	5 0	13	—	—
Glass Painters' Union (London).	40	0 9 including 2 <i>d.</i> for Management Expenses.	—	52	12 0	10	5 0	10	—	—
Fret Lead Glaziers and Cutters' Union.	68	0 6	—	52	9 0	11	—	—	—	—
Amalgamated Society of Ornamental Decorators of the Composition Trade.	75	0 6	6 <i>d.</i> per quarter to Incidental Fund.	52	12 0	8	—	—	—	—
Glasgow Operative Glaziers' Trade and Friendly Society.	125	0 3	to Trade Protection Fund. 4 <i>d.</i> to 6 <i>d.</i> to Sick and Funeral Fund, according to age at entry.	—	—	—	—	—	—	—
Dublin Whiteners' Trade Union.	65	0 6	—	—	—	—	—	—	—	—
Amalgamated Society of Decorative Glass Workers of the United Kingdom.	226	7 <i>d.</i> to General Fund. 1½ <i>d.</i> to Management Fund. 1 <i>d.</i> to Contingent Fund.	—	52	10 0	10	—	—	—	—
National Association of Tile, Mosaic and Faience Fixers (Manchester).	95	0 8 to 1 3 (according to age at entry).	1 <i>d.</i> or 2 <i>d.</i> per week for District Expenses.	—	—	—	—	—	—	—

REGARD TO UNEMPLOYED AND TRAVELLING BENEFITS—*continued.**for Ordinary Members only.]*

BENEFIT.			
Travelling Benefit.	When exempt from Contributions through Unemployment, Sickness or Accident.	Other Benefits covered by Contributions of Members.	Organisations to which Unions contribute for certain financial benefits.
<b>Trades—<i>cont.</i></b>			
1s. 4d. for one day per branch in any 6 months, maximum of 13s. 4d. in 12 months. (Extra day's relief at certain branches.)	—	Dispute, Accident, Superannuation, Accident Bonus, Funeral, Legal Aid.	—
—	—	Dispute, Trade Accident, Legal Aid. (Funeral benefit raised by special levy.)	—
Same as Ordinary Unemployed Benefit.	When sick for four or more weeks. Contributions reduced to 3d. when receiving unemployed benefit.	Dispute, Accident Bonus, Loans for Fares to Jobs, Legal Aid. (Funeral benefit raised by special levy.)	—
—	—	Dispute, Funeral, Distress Grants.	—
Same as Ordinary Unemployed Benefit, less postal expenses.	—	Dispute.	—
—	Contributions reduced to 1d. per week when sick for more than 2 weeks.	Dispute, Funeral, Legal Aid.	General Federation of Trade Unions.
—	When unemployed or sick, exempt from contributions to Trade Protection Fund.	Dispute, Sick and Accident, Funeral.	—
—	—	Annual Division of Surplus Funds. (Funeral benefit raised partly by special levy.)	—
—	When unemployed or sick ...	Dispute, Gift to Widow or Orphans, Removal, Distress Grants and Loans, Legal Aid.	—
—	When sick ...	Dispute, Sick and Accident, Funeral.	—



## ANALYSIS OF THE FINANCIAL RULES OF TRADE UNIONS WITH

[N.B.—The payments quoted are

Name of Union.	Number of Members at end of 1908.	ORDINARY <i>Regular</i> CONTRIBUTIONS.		No. of Weeks after joining Union before entitled to Unemployed and Travelling Benefits.	UNEMPLOYED					
					Weekly Amount and Duration of Ordinary Unemployed Benefit.					
		Per Week.	Additional <i>Regular</i> Contributions.		1st Period.		2nd Period.		3rd Period.	
					Rate.	Weeks.	Rate.	Weeks.	Rate.	Weeks.
		s. d.			s. d.		s. d.		s. d.	
MINING AND										
COAL MINING:— <i>Northumberland:—</i> Northumberland Miners' Mutual Confident Association.	34,208	0 3	1s. per year to Medical Charities.	12	12 0	10	9 0	10	6 0	10
					Plus 6d. for each child under 13, and 1s. 6d. extra if rent is paid. (Benefit may again be drawn after working 16 weeks.)					
Northumberland Colliery Enginemen and Firemen's Mutual Protection Association.	1,004	9d. per month.	3d. per month to Funeral Fund, 6d. per month to Superannuation Fund.	26	12 0	12	6 0	12	—	—
					Case then considered by Conference, Council, or General Meeting. (Benefit may again be drawn after working 3 months.)					
Northumberland Colliery Mechanics' Mutual Protection Association.	1,130	0 4	6d. per year to Medical Charities.	13	10 0	8	6 0	8	—	—
					Plus 1s. for each child under 14, and 2s. 6d. extra if rent is paid. (Benefit may again be drawn after working 3 months.)					
Northumberland Deputies' Mutual Aid Association.	1,110	0 4½ including 1½d. to Death Legacy Fund.	6d. per year to Newcastle Infirmary.	12	10 0	13	—	—	—	—
					Single men, and married men with one child:— Married men with two or more children:— 9 0   13   plus 1s. for each child under 14.					
<i>Durham:—</i>										
Durham Miners' Association	112,836	4d. to Trade Fund.		10	10 0	While unemployed.	—	—	—	—
		4d. to Trade Fund. 3d. to Sick and Funeral Fund.		10	10 0	While unemployed.	—	—	—	—
		4d. to Trade Fund. 6d. to Sick and Funeral Fund.		10	10 0	While unemployed.	—	—	—	—
Durham County Colliery Enginemen and Boiler Menders' Mutual Aid Association.	2,733	0 3½	—	Lock-out, 13 Unemployed, 26.	10 0	26	—	—	—	—
					Lock-out owing to dispute among other colliery workmen:— (24 0   26   10 0 while lock-out lasts.)					
Durham Cokemen and Labourers' Association.	3,830	0 4	—	6	10 0	12	5 0	12	—	—
Durham Deputy Overmen's Mutual Aid Association.	1,617	0 3 to Labour Fund. 0 6 to Sick, Accident and Death Fund.		26	10 0	Not stated.	—	—	—	—
Durham Colliery Mechanics' Association.	4,574	0 5	—	13	10 0	26	5 0	26	—	—
<i>Cumberland:—</i>										
Cumberland Miners' Association.	4,911	0 6	—	6	10 0	While plus 1s. unemploy- for each child under 13.	—	—	—	—
Cumberland County Colliery Enginemen's Association.	145	0 3	—	—	12 0	12	—	—	—	—

## MINING AND

REGARD TO UNEMPLOYED AND TRAVELLING BENEFITS—*continued.*  
for Ordinary Members only.]

BENEFIT.			
Travelling Benefit.	When exempt from Contributions through Unemployment, Sickness or Accident.	Other Benefits covered by Contributions of Members.	Organisations to which Unions contribute for certain financial benefits.
<b>QUARRYING.</b>			
—	When not working more than 5 days per fortnight.	Dispute, Funeral, Removal, Emigration, Part cost of surgical appliances, Legal Aid.	Miners' Federation of Great Britain.
—	—	Dispute, Accident Bonus, Superannuation, Funeral, Emigration, Legal Aid.	—
—	When not working more than 5 days per fortnight, and not receiving benefit.	Dispute, Trade Accident, Accident Bonus, Superannuation, Funeral, Removal, Legal Aid.	National Federation of Colliery Mechanics' Associations.
—	Contributions reduced to 1½d. per week when not working more than 6 days per fortnight.	Dispute, Funeral, Removal, Grant towards Ticket for Invalids' Home, Legal Aid.	—
—	When working not more than 5 days per fortnight through breakage of machinery, &c., and when sick.	Dispute, Benevolent Grants, Legal Aid.	Miners' Federation of Great Britain.
—	Exempt from trade contributions when working not more than 5 days per fortnight through breakage of machinery, &c., and when sick.	Dispute, Sick and Accident, Funeral, Benevolent Grants, Legal Aid.	—
—		Dispute, Superannuation, Legal Aid.	—
—	When unemployed and benefit is exhausted and when sick for one or more months.	Dispute, Removal.	Durham, Lancashire and Yorkshire Cokemen's Federation.
—	When working not more than 6 days per fortnight through sickness, &c.	Dispute, Sick and Accident, Funeral.	—
—	Exempt from contributions to Labour Fund when not working 6 days per fortnight.	Dispute, Legal Aid.	National Federation of Colliery Mechanics' Associations.
—	When not working more than 6 days per fortnight and not receiving benefit.	Dispute, Legal Aid.	Miners' Federation of Great Britain.
—	When not working more than 2 days per week.	Dispute, Legal Aid.	—
—	—	Dispute, Legal Aid.	—



## ANALYSIS OF THE FINANCIAL RULES OF TRADE UNIONS WITH

[N.B.—The payments quoted are

Name of Union.	Number of Members at end of 1908.	ORDINARY <i>Regular</i> CONTRIBUTIONS.		No. of Weeks after joining Union before entitled to Unemployed and Travelling Benefits.	UNEMPLOYED								
		Per Week.	Additional <i>Regular</i> Contributions.		Weekly Amount and Duration of Ordinary Unemployed Benefit.								
					1st Period.		2nd Period.		3rd Period.				
					Rate.	Weeks.	Rate.	Weeks.	Rate.	Weeks.			
		<i>s. d.</i>			<i>s. d.</i>		<i>s. d.</i>		<i>s. d.</i>				
COAL MINING— <i>cont.</i>					Mining and								
<i>Yorkshire :—</i>													
Yorkshire Miners' Association.	78,357	0	6	—	13	<i>When 25 % or more members working at any particular seam or colliery are unemployed, after 3 weeks' idleness :—</i> 9 0   11 plus 1s. for each child under 14.							
Yorkshire County Engine-men and Motormen's Protection Association.	855	1s. 1d. per month to Trade and Management Fund. 1s. 1d. per month to Sick, Accident and Funeral Fund. 10d. per month to Superannuation Fund. 6d. per 6 months to Contingent Fund.			26	12	0	13	6	0	13	—	—
West Yorkshire Engine-men and Firemen's Mutual Protection Association.	639	3d. to Trade Protection Fund. 3d. to Sick and Funeral Fund. 1d. to Superannuation Fund. 1d. to Management Fund.			52	10 0   13    5 0   13    —    — Case then considered by Council. (Benefit may again be drawn after an interval of 3 months.) Lock-out owing to dispute of any other Society :— 15 0   while Lock-out lasts.							
Yorkshire and Derbyshire Cokemen and Labourers' Association.*	200	0	3	—	6	10	0	12	5	0	12	—	—
West Yorkshire Miners' Union.†	1,150	1	0	—	13	<i>When 15 % or more members working at any seam or colliery are unemployed, after 2 weeks' idleness :—</i> 18 0   12 plus 1s. for each child under 14.							
Amalgamated Society of Miners (Doncaster).	560	0	6	—	13	<i>When 25 % or more members working at any particular seam or colliery are unemployed, after 3 weeks' idleness :—</i> 12 0   11 plus 1s. for each child under 14.							
<i>Lancashire and Cheshire :</i>													
Wigan, Bolton, and District Colliery Engine-men's Mutual Protection Association.‡	230	0	8	—	Lock-out, 13 Unemployed, 26	8 0   17    —    —    —    — Lock-out owing to dispute in another trade :— 16 0   13    8 0    4    —    —							
St. Helens Association of Colliery Engine-men.‡	170	0	7	—	52	7	0	6	3	6	12	—	—
Farnworth Enginemen and Boilermen's Association.‡	61	2	6	—	Not stated.	10	0	17	—	—	—	—	—
Leigh and District Enginemen, Boilermen, and Stokers' Trade Union.‡	134	0	4	—	27	8	0	12	4	0	12	—	—
		0 3 and 4d. per week to Sick Fund (according to age at entry).											

\* This Union has now amalgamated with the Lancashire Cokemen, Labourers and Local Railway Servants' Association

† Ceased to exist in 1909.

‡ In all, or nearly all, of these Unions, members working in or about collieries pay contributions for the benefits of the

REGARD TO UNEMPLOYED AND TRAVELLING BENEFITS—*continued.*  
*for Ordinary Members only.]*

BENEFIT.			
Travelling Benefit.	When exempt from Contributions through Unemployment, Sickness or Accident.	Other Benefits covered by Contributions of Members.	Organisations to which Unions contribute for certain financial benefits.
<b>Quarrying—cont.</b>			
—	When unemployed, exempt for 3 months; afterwards reduced rate of 3d. per week. Contributions reduced to 3d. per week when sick.	Dispute, Funeral, Legal Aid.	Miners' Federation of Great Britain
—	—	Dispute, Sick and Accident, Accident Bonus, Superannuation, Funeral, Legal Aid.	—
—	—	Dispute, Sick and Accident, Accident Bonus, Superannuation, Funeral, Distress Grants, Legal Aid.	—
—	When not working more than 6 days per fortnight.	Dispute.	Durham, Lancashire and Yorkshire Cokemen's Federation.
—	Contributions reduced to 3d. per week when sick.	Dispute, Funeral, Legal Aid.	—
—	When unemployed, exempt for 3 months; afterwards reduced to rate of 3d. per week. Contributions reduced to 3d. per week when sick.	Dispute, Funeral, Legal Aid.	—
—	—	Dispute, Sick and Accident, Funeral, Legal Aid.	Lancashire, Cheshire and North Wales Enginemen and Boilermen's Federation.
—	—	Dispute, Sick and Accident, Funeral, Legal Aid.	Do.
—	—	Dispute, Sick and Accident, Funeral, Legal Aid.	Do.
—	—	Dispute, Sick and Accident, Funeral, Distress Grants, Legal Aid.	Do.

to form the Lancashire, Yorkshire and Derbyshire Cokemen and Labourers' Association.

Lancashire and Cheshire Miners' Federation (p. 36), in addition to the contributions shown in the Table.



## ANALYSIS OF THE FINANCIAL RULES OF TRADE UNIONS WITH

[N.B.—The payments quoted are

Name of Union.	Number of Members at end of 1908.	ORDINARY <i>Regular</i> CONTRIBUTIONS.		No. of Weeks after joining Union before entitled to Unemployed and Travelling Benefits.	UNEMPLOYED					
		Per Week.	Additional <i>Regular</i> Contributions.		Weekly Amount and Duration of Ordinary Unemployed Benefit.					
					1st Period.		2nd Period.		3rd Period.	
					Rate.	Weeks.	Rate.	Weeks.	Rate.	Weeks.
		<i>s. d.</i>			<i>s. d.</i>		<i>s. d.</i>			
<b>COAL MINING—cont.</b>										
<i>Lancashire and Cheshire—cont.</i>										
Wigan and District Enginemen and Boilermen's Provident Society.*	283	0 6	—	52	7 0	6	3 6	12	—	—
Lancashire Cokemen, Labourers, and Local Railway Servants' Association.†	255	0 3	—	6	10 0	12	<i>Breakdowns :—</i>			
Lancashire and Cheshire Miners' Federation.	71,526	1 0 per month.	1d. per month to Parliamentary Fund. 1d. per quarter to Superannuation Fund.	—	—	—	—	—	—	—
Ashton and District Lodge of the Amalgamated Federation of Enginemen.*	25	2 0 per month.	—	2 months	8 0	5	—	—	—	—
Accrington and District Colliery Enginemen and Boilermen's Association.*‡	55	0 6½	—	2 months	5 0	13	—	—	—	—
Pendlebury Enginemen and Boilermen's Association.*	66	0 3	—	17 Lock-out, 17 Unemployed, 26.	8 0	13	<i>Lock-out owing to dispute in any other trade :—</i>			
		0 5	—		8 0	17	<i>Unemployed :—</i>			
					16 0	13	8 0	4	<i>Lock-out owing to dispute in any other trade :—</i>	
Walkden Enginemen and Boilermen's Association.*	73	0 3	—	17 Lock-out, 17 Unemployed, 26.	8 0	13	<i>Lock-out owing to dispute in any other trade :—</i>			
		0 8	—		8 0	17	<i>Unemployed :—</i>			
					16 0	13	8 0	4	<i>Lock-out owing to dispute in any other trade :—</i>	
Burnley Enginemen and Boilermen's Association.*	23	0 6½	—	—	—	—	—	—	—	—
<i>Midland Counties :—</i>										
South Staffordshire and East Worcestershire Amalgamated Association of Miners.	2,128	0 6	—	—	—	—	—	—	—	—
North Stafford Miners' Federation.	12,604	0 6	—	104	<i>After 3 weeks unemployment :—</i>					
					10 0	10	—	—	—	—

\* In all or nearly all of these unions, members working in or about collieries pay contributions for the benefits of the

† This Union has now amalgamated with the Yorkshire and Derbyshire Cokemen and Labourers' Association to form

‡ The rules analysed were in operation in 1905, and no intimation has been received as to whether any subsequent

§ This Federation is a constituent of the Miners' Federation of Great Britain.

REGARD TO UNEMPLOYED AND TRAVELLING BENEFITS—*continued*  
for Ordinary Members only.]

BENEFIT.			
Travelling Benefit.	When exempt from Contributions through Unemployment, Sickness or Accident.	Other Benefits covered by Contributions of Members.	Organisations to which Unions contribute for certain financial benefits.
<b>Quarrying—cont.</b>			
—	—	Dispute, Sick and Accident, Funeral, Legal Aid.	Lancashire, Cheshire and North Wales Enginemmen and Boilermen's Federation.
—	When not working more than 6 days per fortnight.	Dispute, Distress Grants, Legal Aid.	Durham, Lancashire and Yorkshire Cokemen's Federation.
—	Contributions reduced to 4d. per month when sick.	Dispute, Superannuation, Legal Aid.	Miners' Federation of Great Britain.
—	—	Dispute, Distress Grants.	Lancashire, Cheshire and North Wales Enginemmen and Boilermen's Federation.
—	—	Dispute, Distress Grants, Legal Aid.	Do.
—	—	Dispute, Legal Aid.	Do.
—	—	Dispute, Legal Aid.	Do.
—	—	Dispute, Sick and Accident, Funeral, Legal Aid.	Do.
—	—	Dispute, Distress Grants, Legal Aid.	Do.
—	—	Dispute, Trade Accident, Funeral, Medical Aid, Legal Aid.	Midland Miners' Federation.‡
—	—	Dispute, Legal Aid.	Do.

Lancashire and Cheshire Miners' Federation in addition to the contributions shown in the Table. the Lancashire, Yorkshire and Derbyshire Cokemen and Labourers' Association. alteration has been made.



## ANALYSIS OF THE FINANCIAL RULES OF TRADE UNIONS WITH

[N.B.—The payments quoted are

(Name of Union.	Number of Members at end of 1908.	ORDINARY <i>Regular</i> CONTRIBUTIONS.		No. of Weeks after joining Union before entitled to Unemployed and Travelling Benefits.	UNEMPLOYED						
		Per Week.	Additional <i>Regular</i> Contributions.		Weekly Amount and Duration of Ordinary Unemployed Benefit.						
					1st Period.		2nd Period.		3rd Period.		
					Rate.	Weeks.	Rate.	Weeks.	Rate.	Weeks.	
		<i>s. d.</i>			<i>s. d.</i>		<i>s. d.</i>				
<b>COAL MINING—cont.</b>											
<i>Midland Counties—cont.</i>											
Ilkeston and Erewash Valley United Engineers, Smiths and Carpenters' Association.	50	0 6	9d. per quarter for Surgeon.	52	10 0 6	—	—	—	—	—	—
(Benefit may again be drawn after an interval of 3 months; not more than 12 weeks' pay allowed in first year.)											
Shropshire District of the National Federation of Enginemen's Protective Associations.	40	0 3	—	—	—	—	—	—	—	—	—
Derbyshire Miners' Association.	38,475	0 6	—	13	<i>Fires, Explosions, Breakdowns, Stoppages, &amp;c. :—</i> 10 0 while unemployed, plus 1s. for each child under 13. <i>Fires, Explosions, Breakdowns, Stoppages, &amp;c. :—</i> 10 0 13 plus 1s. for each child under 13.						
Nottinghamshire Miners' Association.	30,753	0 6	—	13							
Miners' Protection Society for parts of Staffordshire, Worcestershire and Shropshire Districts.	1,473	1 0 per month.	—	—	—	—	—	—	—	—	—
Warwickshire Miners' Association.	9,000	0 3	—	4	Relief may be granted by ballot of Members.						
Forest of Dean Miners' Association.	2,420	1s. per month to Labour and Funeral Funds. 6d. per month to Accident Relief and Superannuation Funds.		—	—	—	—	—	—	—	—
Shropshire Miners' Association.	1,800	Not fixed by Rule.	Not fixed by Rule.	—	—	—	—	—	—	—	—
Bristol Miners' Association.	2,268	0 3	—	8	7 6	Not stated.	—	—	—	—	—
Cannock Chase Miners, Enginemen and Surface-men's Association.	7,500	3d. to General Fund ... 3d. to Accident Fund. (No contributions taken during September quarter.)		12	5 0 8	—	—	—	—	—	—
(Benefit may again be drawn after being off the funds 3 months.)											
Leicestershire Miners' Association.	5,019	0 6	—	4	Relief may be granted by ballot of members.						
Pelsall District Miners' Association.	3,564	Not fixed by Rule.	Not fixed by Rule.	Not stated.	<i>When not less than 20 members working at any seam or colliery are unemployed :—</i> 7 0 5 — — — — —						
Somersetshire Miners' Association.	3,254	0 3	—	—							—
South Derbyshire Amalgamated Miners' Association.	3,508	0 6	—	—	—	—	—	—	—	—	—
Derbyshire and Nottinghamshire Enginemen and Firemen's Trade Union.	1,450	3d. to General Fund. 1d. to Branch Management Fund.		26	10 0 12	—	—	—	—	—	—
Case then considered by Council.											
Notts Under-Managers and Deputies' Association.	80	2 0 per calendar month.	—	26	20 0 12	—	—	—	—	—	—
Case then considered by Committee.											

\* This Federation is a constituent of the  
 † This Association subsequently joined

REGARD TO UNEMPLOYED AND TRAVELLING BENEFITS—*continued.*  
*for Ordinary Members only.]*

BENEFIT.			
Travelling Benefit.	When exempt from Contributions through Unemployment, Sickness or Accident.	Other Benefits covered by Contributions of Members.	Organisations to which Unions contribute for certain financial benefits.
<b>Quarrying—<i>cont.</i></b>			
—	—	Dispute, Sick and Accident, Superannuation, Funeral, Medical Aid.	—
—	—	Dispute, Legal Aid.	—
—	When unemployed or sick...	Dispute, Legal Aid.	Miners' Federation of Great Britain.
—	When sick ... ..	Dispute, Superannuation, Legal Aid.	Do.
—	—	Dispute, Legal Aid.	Midland Miners' Federation.*
—	When unemployed or sick...	Dispute, Legal Aid.	Do.
—	Contributions reduced when unemployed or sick for more than 1 month.	Dispute, Trade Accident, Superannuation, Funeral, Legal Aid.	†
—	—	Dispute, Legal Aid.	Midland Miners' Federation.*
—	When not working more than 2 days per week.	Dispute, Superannuation, Funeral, Legal Aid.	Miners' Federation of Great Britain.
—	Contributions reduced to 3 <i>d.</i> per week when unemployed for more than 2 weeks and when sick or disabled by accident.	Dispute, Trade Accident, Legal Aid.	Midland Miners' Federation.*
—	When unemployed or sick...	Dispute, Old Age Grant, Legal Aid.	Miners' Federation of Great Britain.
—	Contributions may be reduced, at discretion of Council, to 2 <i>d.</i> per week when sick or disabled by accident.	Dispute, Accident, Superannuation, Funeral, Legal Aid.	Midland Miners' Federation.*
—	—	Dispute, Funeral, Legal Aid.	Miners' Federation of Great Britain.
—	Contributions reduced to 2 <i>d.</i> per week when unemployed or sick.	Dispute, Funeral, Retirement Grant, Legal Aid.	Do.
—	When sick ... ..	Dispute, Legal Aid (Funeral benefit raised by special levy).	—
—	When sick ... ..	Dispute, Legal Aid.	—

Miners' Federation of Great Britain.  
 the Miners' Federation of Great Britain.



## ANALYSIS OF THE FINANCIAL RULES OF TRADE UNIONS WITH

[N.B.—The payments quoted are

Name of Union.	Number of Members at end of 1908.	ORDINARY <i>Regular</i> CONTRIBUTIONS.		No. of Weeks after joining Union before entitled to Unemployed and Travelling Benefits.	UNEMPLOYED					
					Weekly Amount and Duration of Ordinary Unemployed Benefit.					
		Per Week.	Additional <i>Regular</i> Contributions.		1st Period.		2nd Period.		3rd Period.	
					Rate.	Weeks.	Rate.	Weeks.	Rate.	Weeks.
		<i>s. d.</i>			<i>s. d.</i>		<i>s. d.</i>		<i>s. d.</i>	
COAL MINING—cont.					Mining and					
<i>Midland Counties—cont.</i>										
Somersetshire Engine-men and Firemen's Protective Association.	120	Not stated.	Not stated.	Not stated.	(Amount not specified)					
Ilkeston Conservative Miners' Association.	104	0 3	—	—	—	—	—	—	—	—
National Association of Deputies.	43	0 6 per month.	—	—	—	—	—	—	—	—
<i>Wales and Monmouthshire :—</i>										
North Wales Engine-men's Protection Association.	312	0 3	—	52	10 0	6	—	—	—	—
North Wales Miners' Association.	13,185	0 6	—	12	<i>Fires, Explosions, Breakdowns, &amp;c.</i> 10 0   2 plus 1s. for each child under 14.					
South Wales and Monmouthshire Colliery Winding Enginemen's Association and Provident Trade Union.	621	0 3	—	—	—	—	—	—	—	—
South Wales Miners' Federation.	144,580	0 3	—	—	—	—	—	—	—	—
Monmouthshire and South Wales Colliery Enginemen, Stokers, and Surface Craftsmen's General Association.	8,564	0 3	—	16	<i>Lock-out owing to dispute of other workmen :—</i> 10 0   while locked-out, plus 1s. for each child under 13.					
North Wales Surfacemen's Union.	79	0 3	3d. per quarter for Management Expenses.	52	10 0	4	7 6	4	5 0	4
North Wales Mining Officials' Association.	106	0 3	—	—	—	—	—	—	—	—
<i>Scotland.</i>										
Associated Free Engine Keepers' of Fife and Kinross Labour Protection, Sick and Funeral Society.	381	0 3½	6d. per 4 weeks to Funeral Fund.	26	10 0	4	—	—	—	—
Fife and Kinross Miners' Association.	18,000	0 3½	—	—	—	—	—	—	—	—
United Engine Keepers' Mutual Protective Association of Scotland.	2,350	0 5	3d. per 6 months to Labour Affiliation Fund.	—	—	—	—	—	—	—
Amalgamated Miners and Manual Workers.	3,000	0 3	—	—	—	—	—	—	—	—
Ayrshire Miners' Federal Union.	2,560	0 6	—	—	—	—	—	—	—	—
Clackmannanshire Miners' Association.	1,207	0 3½	—	—	—	—	—	—	—	—

\* This Union subsequently joined the National

† This Federation is a constituent of the

REGARD TO UNEMPLOYED AND TRAVELLING BENEFITS—*continued.*  
for Ordinary Members only.]

BENEFIT.				
Travelling Benefit.	When exempt from Contributions through Unemployment, Sickness or Accident.	Other Benefits covered by Contributions of Members.	Organisations to which Unions contribute for certain financial benefits.	
Quarrying—cont.				
—	When sick ... ..	Dispute, Funeral, Legal Aid.	—	
—	—	Dispute, Legal Aid.	—	
—	—	Dispute, Legal Aid.	—	
—	—	Dispute, Funeral, Legal Aid.	Lancashire, Cheshire and North Wales Enginemen and Boilermens' Federation.	
—	Contributions reduced to 1d. per week when unemployed and not receiving benefit.	Dispute, Funeral, Legal Aid.	Miners' Federation of Great Britain.	
—	—	Dispute, Sick and Accident, Funeral, Legal Aid.	—	
—	When unemployed or sick for one month or more.	Dispute, Legal Aid.	Miners' Federation of Great Britain.	
—	When unemployed or sick for one month or more.	Dispute, Legal Aid.	—	
—	—	Dispute, Distress Grants, Legal Aid. (Funeral benefit raised by special levy.)	—	
—	—	Victim, Legal Aid.	—	
—	—	Dispute, Sick and Accident, Accident Bonus, Funeral, Legal Aid.	—	
—	Contributions reduced to 1½d. per week when unemployed.	Dispute, Funeral, Legal Aid.	Scottish Miners' Federation.†	
—	When sick and benefit is exhausted.	Dispute, Sick and Accident, Funeral, Legal Aid.	—	
—	Contributions reduced to 1½d. per week when sick.	Dispute, Funeral, Legal Aid.	Scottish Miners' Federation.†	
—	Contributions of two years' members reduced to 1d. per week when unemployed.	Dispute, Funeral, Legal Aid.	Do.	
—	Contributions reduced to 3½d. per fortnight when unemployed.	Dispute, Funeral, Legal Aid.	Do.	

Federation of Colliery Mechanics' Associations.  
Miners' Federation of Great Britain.



## ANALYSIS OF THE FINANCIAL RULES OF TRADE UNIONS WITH

[N.B.—The payments quoted are

Name of Union.	Number of Members at end of 1908.	ORDINARY <i>Regular</i> CONTRIBUTIONS.		No. of Weeks after joining Union before entitled to Unemployed and Travelling Benefits.	UNEMPLOYED					
					Weekly Amount and Duration of Ordinary Unemployed Benefit.					
		Per Week.	Additional <i>Regular</i> Contributions.		1st Period.		2nd Period.		3rd Period.	
					Rate.	Weeks.	Rate.	Weeks.	Rate.	Weeks.
		s. d.			s. d.		s. d.		s. d.	
COAL MINING— <i>cont.</i>										
<i>Scotland—cont.</i>										
Mid and East Lothian Miners' Association.	7,500	0 3	—	—	10 0	3	—	—	—	—
Kirkintilloch and Twechar Miners' Association.	540	0 6	—	—	—	—	—	—	—	—
Lanarkshire Miners' County Union.	33,000	0 6	—	—	—	—	—	—	—	—
Stirlingshire Miners' County Union.										
Ireland:—										
Kilkenny Miners' Federation.	268	0 3	—	—	—	—	—	—	—	—
OTHER MINING AND QUARRYING:—										
Gateshead and Newcastle District Quarrymen's Trade Association.	302	Not stated.	Not stated.	—	—	—	—	—	—	—
Cleveland Miners and Quarrymen's Association.	9,605	0 3	—	Not stated.	Relief may be granted by ballot of members.					
North Wales Quarrymen's Union.	2,357	0 1½	6d. per quarter to Local Fund.	—	—	—	—	—	—	—
Settmakers' Union of Great Britain and Ireland.	2,039	0 3	—	—	—	—	—	—	—	—
National Union of Quarrymen.	850	0 2	—	—	—	—	—	—	—	—
Furness Iron Miners and Quarrymen's Union.	548	1d. to Labour Fund. 1d. to Relief Fund. 1d. to Management Fund.	—	8	7 0	8	—	—	—	—
Cumberland Iron Ore Miners and Kindred Trades Association.	2,026	6d. to Defence Fund. 6d. to Sick Fund. 6d. per quarter to Death Fund.	—	—	—	—	—	—	—	—
Scottish Shale Miners and Manual Workers' Association.	1,050	0 3	—	—	—	—	—	—	—	—
Cumberland Limestone Quarrymen's Association.	240	0 6	—	—	—	—	—	—	—	—
Ballachulish Quarriers' Union.	275	0 2	—	—	—	—	—	—	—	—
National Iron Ore Miners' Association (Cleator Moor).	753	0 6	—	—	—	—	—	—	—	—

\* This Federation is a constituent of the

REGARD TO UNEMPLOYED AND TRAVELLING BENEFITS—*continued.*  
for Ordinary Members only.]

BENEFIT.			
Travelling Benefit.	When exempt from Contributions through Unemployment, Sickness or Accident.	Other Benefits covered by Contributions of Members.	Organisations to which Unions contribute for certain financial benefits.
<b>Quarrying—cont.</b>			
—	Contributions reduced when unemployed.	Dispute, Funeral, Legal Aid.	Scottish Miners' Federation.*
—	—	Dispute, Legal Aid.	Do.
—	When sick, exempt for 12 weeks; afterwards reduced rate of 1½d. per fortnight. Contributions reduced to 1½d. per fortnight when unemployed for 2 or more weeks through stoppage of colliery. Contributions reduced to 6d. per fortnight when working 5 or less days per fortnight through partial stoppage of colliery.	Dispute, Funeral, Legal Aid.	Do.
—	Contributions reduced to 1d. per week when sick.	Dispute, Funeral, Legal Aid.	Do.
—	When not working more than 5 days per fortnight.	Dispute, Legal Aid.	—
—	When unemployed and when working 46 hours or less per fortnight.	Dispute, Sick and Accident, Funeral.	General Federation of Trade Unions.
—	When unemployed or sick ...	Dispute, Rail Fares to Sick Institutions, Specialists, &c., Legal Aid.	Miners' Federation of Great Britain.
—	—	Dispute.	General Federation of Trade Unions.
—	Contributions reduced to 1d. per week when sick.	Dispute, Funeral.	—
—	When sick for one or more months.	Dispute.	General Federation of Trade Unions.
—	When unemployed or sick...	Dispute, Legal Aid.	—
—	When unemployed for 6 or more weeks.	Dispute, Sick and Accident, Funeral, Legal Aid.	—
—	Contributions reduced to 1½d. per week when unemployed for 2 or more weeks.	Dispute, Funeral, Removal.	—
—	—	Dispute, Legal Aid.	General Federation of Trade Unions.
—	—	Dispute, Legal Aid.	—
—	When unemployed for 6 or more weeks	Dispute, Legal Aid.	—



## ANALYSIS OF THE FINANCIAL RULES OF TRADE UNIONS WITH

[N.B.—The payments quoted are

Name of Union.	Number of Members at end of 1908.	ORDINARY <i>Regular</i> CONTRIBUTIONS.		No. of Weeks after joining Union before entitled to Unemployed and Travelling Benefits.	UNEMPLOYED								
		Per Week.	Additional <i>Regular</i> Contributions.		Weekly Amount and Duration of Ordinary Unemployed Benefit.								
					1st Period.		2nd Period.		3rd Period.				
					Rate.	Weeks.	Rate.	Weeks.	Rate.	Weeks.			
		s. d.			s. d.		s. d.		s. d.				
IRON AND STEEL MANUFACTURE:—													
British Steel Smelters, Mill, Iron and Tinplate Workers' Amalgamated Association.	15,128 (1st Class, 7,242 2nd Class, 7,147)	1st Class, 1 0	1s. per year to Benevolent Fund.	52	After 1 year's membership:— 5 0   14   2 6   14 After 2 years' membership:— 6 0   14   3 0   14 After 3 years' membership:— 7 0   14   3 6   14 After 4 years' membership:— 8 0   14   4 0   14 After 5 years' membership:— 9 0   14   4 6   14 After 6 years' membership:— 10 0   14   5 0   14 Half Benefits.						—	—	
Associated Iron and Steel Workers of Great Britain.	5,965	0 4	1s. per year to Benevolent Fund.	52	Lock-out owing to dispute in kindred trade:— 10 0   26   5 0   26 Lock-out owing to dispute in kindred trade:— 12 6   26   6 3   26 Ordinary Unemployed:— After 1 year's membership:— 3 0   12   —   — After 3 years' membership:— 3 6   12   —   — After 5 years' membership:— 4 0   12   —   — After 7 years' membership:— 5 0   12   —   — After 10 years' membership:— 6 0   12   —   — Lock-out owing to dispute in kindred trade:— 15 0   26   7 6   26 Ordinary Unemployed:— Double above amounts for Ordinary Unemployed.						—	—	
		0 8			Lock-out, 12 Unemployed, 52.							—	—
		1 0										—	—
National Steel Workers' Association, Engineering and Labour League.	1,513	0 6	—	—							—	—	
Amalgamated Society of Steel and Iron Workers of Great Britain.	5,552	0 6	—	—							—	—	
Amalgamated Association of Iron and Steel Workers and Mechanics of South Wales and Monmouthshire.	3,760	Not fixed by Rule.	Not fixed by Rule.	—	(Contributions are for the purpose of						—	—	
Welsh Artisans' United Association.	850	0 6 0 4	6d. per quarter.	52	After a fortnight's unemployment:— 10 0   8   —   — 6 0   8   —   —						—	—	
Sheffield and District Organised Roll Turners' Society.	46	0 6	6d. per quarter to Funeral Fund.	52	10 0   13 plus 2s. for wife and 1s. for each child under 13. 5 0 re- mainder of un- employment, plus 1s. for wife and 6d. for each child under 13.						—	—	
National Amalgamated Society of Enginemen, Cranemen, Boilermen, Firemen, and Electrical Workers.	3,210	0 4½	3d. per week to Unemployed Fund (optional). 6d. per year for Labour Representation.	26	10 0   12 5 0   5						—	—	
Cleveland and Durham Blastfurnacemen and Coke Workers' Association.	4,178	0 3	—	—							—	—	

REGARD TO UNEMPLOYED AND TRAVELLING BENEFITS—*continued.**for Ordinary Members only.]*

BENEFIT.			
Travelling Benefit.	When exempt from Contributions through Unemployment, Sickness or Accident.	Other Benefits covered by Contributions of Members.	Organisations to which Unions contribute for certain financial benefits.
<b>SHIPBUILDING TRADES.</b>			
2s. per branch per month.	Contributions reduced to 2s. 6d. per quarter when not earning 15s. per week.	Dispute, Accident Bonus, Superannuation, Funeral, Distress Grants.	
2s. per branch per month.	Contributions reduced to 1s. 9d. per quarter when not earning 10s. per week.		
—	Contributions reduced to 1d. per week for 6 months when unemployed or sick (period may be extended to 1 year at discretion of Committee).	Dispute, Funeral, Legal Aid.	General Federation of Trade Unions.
	Contributions reduced to 1d. per week, when receiving unemployed benefit.	Dispute, Accident Bonus, Funeral, Legal Aid.	
	Contributions reduced to 3d. per week when not earning more than 10s. per week.	Dispute, Accident, Accident Bonus, Funeral, Distress Grants, Legal Aid.	
—	When unemployed or sick ...	Dispute, Trade Accident, Funeral.	
defraying Sliding Scale Expenses.)			
—	When unemployed or sick ...	Dispute, Accident Bonus, Legal Aid.	
—	When sick ... ..	Funeral.	
Same as Ordinary Unemployed Benefit.	Contributions reduced to 1d. per week when unemployed or sick.	Dispute, Funeral, Legal Aid.	General Federation of Trade Unions.
—	When unemployed or sick ...	Dispute, Funeral, Legal Aid.	National Federation of Blastfurnacemen.



## ANALYSIS OF THE FINANCIAL RULES OF TRADE UNIONS WITH

[N.B.—The payments quoted are

Name of Union.	Number of Members at end of 1908.	ORDINARY <i>Regular</i> CONTRIBUTIONS.		No. of Weeks after joining Union before entitled to Unemployed and Travelling Benefits.	UNEMPLOYED					
		Per Week.	Additional <i>Regular</i> Contributions.		Weekly Amount and Duration of Ordinary Unemployed Benefit.					
					1st Period.		2nd Period.		3rd Period.	
					Rate.	Weeks.	Rate.	Weeks.	Rate.	Weeks.
		<i>s. d.</i>			<i>s. d.</i>		<i>s. d.</i>		<i>s. d.</i>	
<b>Iron and Steel Manufacture—<i>cont.</i></b>					<b>Metal, Engineering and</b>					
Cumberland and Lancashire District of the National Federation of Blastfurnacemen.	2,426	0 4	—	—	—	—	—	—	—	—
Midland Association of Blastfurnacemen.	1,006	0 3	—	—	—	—	—	—	—	—
Eastern Midland Association of Blastfurnacemen and Ironstone Miners.	369	0 3	—	—	—	—	—	—	—	—
South Wales and Monmouthshire District of the National Federation of Blastfurnacemen.	436	0 4	—	—	—	—	—	—	—	—
Scottish Trade Union of Steam, Hydraulic and Electric Workers.	206	0 4	—	13	12 6	8	—	—	—	—
<b>IRONFOUNDING.</b>					<i>Lock-out owing to dispute of other men in works :—</i>					
Friendly Society of Ironfounders of England, Ireland, and Wales.	19,019	1 0	Sum not exceeding 1s. per quarter to Benevolent and Contingent Fund. (optional for each branch.) 3d. per quarter to Parliamentary Representation Fund.	52	5 0	52	—	—	—	—
					<i>After 2 years' membership :—</i>					
					10 0	13	8 0	13	6 0	13
					5 0	13				
Associated Iron Moulders of Scotland.	8,296	1 3	Sum not exceeding 6d. per week to Accident, Superannuation and Funeral Funds. Sum of not more than 3d. per quarter to Assistance Fund.	52	8 6	13	4 6	13	—	—
					<i>After 18 months' membership :—</i>					
					10 6	13	5 6	13	—	—
Associated Iron, Steel, and Brass Dressers of Scotland.	1,065	1 0 per month.	3d. per 6 months to Assistance Fund. 1d. per fortnight for remuneration of Shop Delegate.	52	9 0	6	—	—	—	—
					<i>After 12 months' membership :—</i>					
					10 0	6	—	—	—	—
Iron and Steel Dressers' Trade Society.	1,439	1 0	—	39	9 0	8	6 0	8	—	—
					<i>(Benefit may again be drawn after working 4 weeks.)</i>					
Welsh Ironfounders' Trade Union.	542	0 6	—	—	—	—	—	—	—	—

REGARD TO UNEMPLOYED AND TRAVELLING BENEFITS—*continued.*  
*for Ordinary Members only.]*

BENEFIT.			
Travelling Benefit.	When exempt from Contributions through Unemployment, Sickness or Accident.	Other Benefits covered by Contributions of Members.	Organisations to which Unions contribute for certain financial benefits.
<b>Shipbuilding Trades—<i>cont.</i></b>			
—	Contributions reduced to 1 <i>d.</i> per week when unemployed or sick.	Dispute, Funeral, Legal Aid.	National Federation of Blastfurnacemen.
—	When unemployed or sick...	Dispute, Legal Aid.	Do.
—	Contributions reduced to 1 <i>d.</i> per week when unemployed or sick.	Dispute, Funeral, Legal Aid.	Do.
—	Contributions reduced to 1 <i>d.</i> per week when unemployed or sick.	Dispute, Funeral, Legal Aid.	Do.
—	When sick. Contributions reduced to 1 <i>d.</i> per week when unemployed.	Dispute, Funeral, Legal Aid.	Do.
Same as Ordinary Unemployed Benefit plus lodgings for 1 night per branch per 6 months with 4 <i>d.</i> on Saturday for 52 weeks after 4th period exhausted.	When unemployed and 52 weeks benefit is exhausted. Contributions may remain in abeyance when unemployed and not entitled to benefit.	Dispute, Sick and Accident, Accident Bonus, Superannuation, Funeral, Loans for Fares to Jobs, Benevolent Grants, Legal Aid.	General Federation of Trade Unions.
Same as Ordinary Unemployed Benefit.	When unemployed or sick...	Dispute, Accident Bonus, Superannuation, Funeral, Legal Aid.	Do.
—	When unemployed or sick...	Dispute, Accident Bonus, Superannuation, Funeral.	Do.
When not receiving Ordinary Unemployed Benefit 1 <i>s.</i> on starting, plus 1 <i>s.</i> and 6 <i>d.</i> for a bed per branch per 3 weeks. When receiving Ordinary Unemployed Benefit 6 <i>d.</i> for a bed only.	Contributions reduced to 2 <i>d.</i> per week when working less than 26½ hours per week, and when unemployed or sick.	Dispute, Sick and Accident, Accident Bonus, Superannuation, Funeral, Loans for Fares to Jobs, Legal Aid.	Do.
—	When unemployed or sick. Contributions to be paid while receiving Accident Benefit.	Dispute, Trade Accident, Funeral, Legal Aid.	General Federation of Trade Unions.



## ANALYSIS OF THE FINANCIAL RULES OF TRADE UNIONS WITH

[N.B.—The payments quoted are

Name of Union.	Number of Members at end of 1908.	ORDINARY <i>Regular</i> CONTRIBUTIONS.		No. of Weeks after joining Union before entitled to Unemployed and Travelling Benefits.	UNEMPLOYED					
					Weekly Amount and Duration of Ordinary Unemployed Benefit.					
		Per Week.	Additional <i>Regular</i> Contributions.		1st Period.		2nd Period.		3rd Period.	
					Rate.	Weeks.	Rate.	Weeks.	Rate.	Weeks.
		s. d.			s. d.		s. d.		s. d.	
Iron and Steel Manufacture— <i>cont.</i>					Metal, Engineering and					
Central Iron Moulders' Association of Scotland.	4,471	0 9	—	52	Grants made to Members unemployed for 4 consecutive weeks at discretion of Committee.					
Amalgamated Moulders' Union.	1,276	1 0	—	52	10 0	13	8 0	13	1 0	Re-mainder of unem-employment.
					Lock-out owing to dispute in other trade :—					
					11 0 While lock-out lasts.					
					Plus 1s. for each child under 13.					
National Union of Stove Grate, Fender and General Light Metal Workers.	1,000	0 8	—	52	10 0	13	5 0	13	—	—
					(If again becoming unemployed before being re-entitled to Unemployed Benefit 3s. per week may be allowed at the discretion of the Executive Council.)					
Amalgamated Society of Core Makers of Great Britain and Ireland.	1,341	1 0	1s. per quarter to Superannuation Fund.	52	After 1 year's membership :—					
					6 0	13	5 0	13	—	—
					After 2 years' membership :—					
					11 0	13	9 0	13	—	—
					(Benefit may again be drawn after working 6 weeks.)					
ENGINEERING (GENERAL):—										
Steam Engine Makers' Society.	12,972	1 0	3d. per half-year to Contingent Fund. 3d. per half-year to Benevolent Fund.	52	After 1 year's membership :—					
					10 0	14	7 0	14	4 0	24
					4th Period.					
					4 0	26				
					After 20 years' membership :—					
					10 0	14	7 0	14	4 0	24
					4th Period.					
					4 0	52				
Amalgamated Machine, Engine, and Iron Grinders and Glazers' Society of Great Britain and Ireland.	767	1 0	1s. per quarter to Contingent Fund.	52	10 0	10	7 0	10	4 0	32
United Machine Workers' Association.	5,152	1 0	1s. per year to Superannuation Fund. 6d. per quarter for Federation, Benevolent Grants and Legal Aid.	52	10 0	10	5 0	10	2 6	10
Machine, Engine, and Iron Grinders' Society of Scotland.	96	1 0	1d. per week to Benevolent Fund, 1d. per week to Superannuation Fund.	26	13 0	13	9 0	13	6 0	re-mainder of unem-employment.
Amalgamated Society of Engineers.	108,120	1 3	1s. per quarter to Superannuation Reserve Fund, payable except by those who have exhausted benefits.	52	After 1 year's membership :—					
					10 0	14	7 0	14	6 0	24
					After 5 years' membership :—					
					10 0	14	7 0	30	6 0	34
					After 10 years' membership :—					
					10 0	14	7 0	30	6 0	re-mainder of unem-employment.

\* This Society subsequently joined the

REGARD TO UNEMPLOYED AND TRAVELLING BENEFITS—*continued.**for Ordinary Members only.]*

BENEFIT.			
Travelling Benefit.	When exempt from Contributions through Unemployment, Sickness or Accident.	Other Benefits covered by Contributions of Members.	Organisations to which Unions contribute for certain financial benefits.
<b>Shipbuilding Trades—<i>cont.</i></b>			
Sum of not more than 5s. allowed at not more than two branches in any one week. 1s. 6d. per day may be allowed if member has to wait in a district for a job.	When working only one day in one week. Contributions reduced to 2s. per quarter when unemployed or sick.	Dispute, Accident Bonus, Superannuation, Funeral, Fares to Jobs, Legal Aid.	General Federation of Trade Unions.
1s. per branch in any one week. No benefit allowed on Saturday or Sunday. (Additional to Ordinary Unemployed Benefit.)	—	Dispute, Trade Accident, Accident Bonus, Superannuation, Funeral, Loans for Fares to Jobs, Legal Aid.	Do.
—	Contributions reduced or remitted when unemployed or sick and not receiving benefit.	Dispute, Accident Bonus, Superannuation, Funeral, Emigration, Legal Aid.	Do.
Same as Ordinary Unemployed Benefit.	After having exhausted Unemployed or Sick Benefit.	Dispute, Sick and Accident, Accident Bonus, Superannuation, Old Age Grant, Funeral, Fares to Jobs.	
10s. 6d. per week for 14 weeks, 7s. per week for 14 weeks, and 4s. 1d. per week up to a limit of £16 14s., plus bed allowance of 6d. per night.	When receiving Unemployed or Sick Benefit, and when working less than 38 hours per week.	Dispute, Sick and Accident, Accident Bonus, Superannuation, Funeral, Fares to Jobs, Loss of Tools by fire, Benevolent Grants, Legal Aid.	
1s. bed allowance at each branch (in addition to Ordinary Unemployed Benefit).	When receiving Benefit, and also when working less than half time in any week.	Dispute, Sick and Accident, Accident Bonus, Superannuation, Funeral, Distress Grants, Legal Aid.	General Federation of Trade Unions.
Same as Ordinary Unemployed Benefit.	When unemployed or sick...	Victim, Sick and Accident, Superannuation, Funeral, Fares to Jobs, Benevolent Grants, Legal Aid. (Accident Bonus raised by special levy.)	Do.
—	When unemployed for 3 days in one week.	Dispute, Sick and Accident, Accident Bonus, Superannuation, Funeral, Fares to Jobs, Benevolent Grants.	Do.
Same as Ordinary Unemployed Benefit (Non-free members who have paid entrance fee are allowed 8d. for a bed for one night where there is one branch, and for 6 nights where there are 2 or more branches).	While receiving benefit, when working half-time, &c., and when benefit is exhausted.	Dispute, Sick and Accident, Superannuation, Funeral, Fares to Jobs, Carriage of Tools of certain occupations, Loss of Tools and Effects of certain occupations by fire or water, Benevolent Grants, Loans for Building Investments, Legal Aid. (Accident Bonus raised by special levy.)	Do.

General Federation of Trade Unions.



## ANALYSIS OF THE FINANCIAL RULES OF TRADE UNIONS WITH

[N.B.—The payments quoted are

Name of Union.	Number of Members at end of 1908.	ORDINARY <i>Regular</i> CONTRIBUTIONS.		No. of Weeks after joining Union before entitled to Unemployed and Travelling Benefits.	UNEMPLOYED					
					Weekly Amount and Duration of Ordinary Unemployed Benefit.					
		Per Week.	Additional <i>Regular</i> Contributions.		1st Period.		2nd Period.		3rd Period.	
					Rate.	Weeks.	Rate.	Weeks.	Rate.	Weeks.
		s. d.			s. d.		s. d.		s. d.	
<b>Engineering (General)—cont.</b>					<b>Metal, Engineering and</b>					
United Pattern Makers' Association.	6,997	1 0	1s. per year to Tool Insurance Fund.	52	After 1 year's membership :— 10 0   14   7 0   14   6 0   24 After 10 years' membership :— 12 0   14   9 0   14   7 0   24 4th Period. 5 0   remainder of unemployment.					
Society of Iron Safe Engineers.	116	0 6½	1d. per quarter for Travelling Expenses of Executive Council.	52	12 0   13   —   —   —   — (Benefit allowed once in 6 months.)					
Amalgamated Society of General Toolmakers, Engineers, and Machinists.	3,710	1 1	4d. per week to Sick Fund (optional).	52	After 1 year's membership :— 10 0   13   7 0   26   —   — After 10 years' membership :— 10 0   13   7 0   26   5 0   13 After 20 years' membership :— 10 0   20   7 0   26   5 0   13 Members are also allowed to draw 6 days' holiday benefit per year (not to be counted in above periods).					
National United Trades Society of Engineers.	35	0 9	—	Half Benefit, 26; Full Benefit, 52.	10 0	10	7 6	10	5 0	20
Society of Smiths, Fitters, Hot Water and Steam Engineers.	70	0 4	—	—	—	—	—	—	—	—
General Iron Fitters' Association.	1,060	0 7½	—	52	7 6	21	—	—	—	—
Dublin Operative Society of Mechanical Engineers, Whitesmiths, Iron Workers and Pipe Fitters, Locksmiths, Bell Hangers, &c.	50	1 0	1d. per quarter for Trades Council.	52	10 0	10	—	—	—	—
National Society of Sporting and Military Gun Workers.	62	0 6	—	52	7 6	6	5 6	6	—	—
Associated Patternmakers of Scotland (Falkirk).	214	0 7	½d. per fortnight to Subsidiary Fund.	52	10 7	14	7 7	6	—	—
Spring Fitters and Vicemen's Trade Union (Cardiff).	28	Not fixed by Rule.	Not fixed by Rule.	Not stated.	Not fixed by Rule.	8	—	—	—	—
Newcastle-on-Tyne and District Operative Whitesmiths and Heating Engineers' Society.	74	1 0	—	52	10 0	8	8 0	8	—	—
Amalgamated Society of Machine Makers (Lincoln).	60	0 3 0 6	4d. per year for Tool Benefit.	{ 52 52	10 0 20 0	6 6	5 0 10 0	6 6	3 6 7 0	12 12

REGARD TO UNEMPLOYED AND TRAVELLING BENEFITS—*continued.*  
*for Ordinary Members only.]*

BENEFIT.	When exempt from Contributions through Unemployment, Sickness or Accident.	Other Benefits covered by Contributions of Members.	Organisations to which Unions contribute for certain financial benefits.
Travelling Benefit.			
<b>Shipbuilding Trades—<i>cont.</i></b>			
9d. per night for bed in addition to Ordinary Unemployed Benefit.	When unemployed or sick ...	Dispute, Sick and Accident, Accident Bonus, Superannuation, Funeral, Fares to Jobs, Loss of Tools by fire, water or theft, Carriage of Tools, Distress Grants, Legal Aid.	General Federation of Trade Unions.
Sum of 10s. allowed on starting out, in addition to Ordinary Unemployed Benefit.	When receiving Sick Benefit	Victim, Sick and Accident, Legal Aid. (Funeral benefit raised by special levy.)	—
8d. for one night at each branch for a period not exceeding 15 weeks in any 12 months, in addition to Ordinary Unemployed Benefit.	Contributions reduced to 1d. per week when unemployed or sick, and when working less than 36 hours in any two consecutive weeks.	Dispute, Sick and Accident, Accident Bonus, Superannuation, Funeral, Fares to Jobs, Benevolent Grants, Legal Aid.	General Federation of Trade Unions.
Same as Ordinary Unemployed Benefit.	When unemployed or sick ...	Dispute, Fares to Jobs.	—
—	When unemployed or sick ...	Dispute. (Funeral benefit raised by special levy.)	—
Same as Ordinary Unemployed Benefit.	When unemployed and benefit is exhausted, also when sick.	Dispute, Superannuation, Funeral, Distress Grants, Legal Aid. (Accident Bonus raised by special levy.)	—
—	When not earning 3 days' wages per week.	Superannuation, Medical Aid. (Funeral Benefit raised by special levy.)	—
—	—	Dispute, Sick and Accident, Accident Bonus, Superannuation, Funeral, Legal Aid.	—
—	When sick ...	Dispute, Superannuation, Funeral, Loss of Tools, Distress Grants, Legal Aid.	—
—	When unemployed or sick ...	Dispute, Accident Bonus, Superannuation, Funeral, Annual Gift.	—
—	When receiving benefit ...	Dispute, Sick and Accident, Superannuation, Funeral, Benevolent Grants, Legal Aid.	—
—	—	Dispute, Loss of Tools by fire.	—



## ANALYSIS OF THE FINANCIAL RULES OF TRADE UNIONS WITH

[N.B.—The payments quoted are

Name of Union.	Number of Members at end of 1908.	ORDINARY <i>Regular</i> CONTRIBUTIONS.		No. of Weeks after joining Union before entitled to Unemployed and Travelling Benefits.	UNEMPLOYED					
		Per Week.	Additional <i>Regular</i> Contributions.		Weekly Amount and Duration of Ordinary Unemployed Benefit.					
					1st Period.		2nd Period.		3rd Period.	
					Rate.	Weeks.	Rate.	Weeks.	Rate.	Weeks.
		s. d.			s. d.		s. d.		s. d.	
<b>Engineering (General)—<i>cont.</i></b>					<b>Metal, Engineering and</b>					
Leeds Grinders and Glaz- ers' Society.	40	1 0	—	52	10 0	10	7 0	10	4 0	
National Union of Oper- ative Heating and Do- mestic Engineers, Whitesmiths and Gen- eral Ironworkers.	800	0 7	—	52	After 1 year's membership :— 10 0 8 5 0 4 — — After 2 years' membership :— 10 0 10 8 0 5 — — After 3 years' membership :— 10 0 10 8 0 5 5 0 4 After 4 years' membership :— 10 0 10 8 0 10 — —					
<b>SMITHS, HAMMERMEN, &amp;c.:—</b>										
Loyal Society of Smiths (Hull).	23	1 0	—	Not stated.	10 0	Not stated.	—	—	—	—
Co-operative Smiths' So- ciety.	1,056	1 0	4d. per quarter to Contingent Fund. 8d. per quarter to Bonus Funds.	Half Benefit, 26 Full Benefit, 52.	10 0	16	7 0	16	—	—
Associated Blacksmiths' Society.	2,882	1 0	4d. per quarter to Benevo- lent and Con- tingent Fund. 4d. per year for Trades Con- gress pur- poses.	Half Benefit, 26 Full Benefit, 52.	10 0	12	7 0	12	5 0	28
Liverpool Hammermen's Society.	130	0 4	—	—	—	—	—	—	—	—
United Kingdom Society of Amalgamated Smiths and Strikers.	3,170 (11d. Members, 1,331, 8d. Members, 1,781.)	0 11	1d. per fort- night to Benevolent Fund.	Travelling and Lock-out, 39 Un- employed, 52	8 0	8	—	—	—	—
Spring Smiths and Strikers' Trade Union (Sheffield).	150	0 8 1 0	—	Half Benefit, 26 Full Benefit, 52.	10 0	10.	5 0	10	2 6	10
United Smiths' Trade Union of Ireland (Dub- lin).	74	1 0	1s. per quarter for doctor's expenses.	52	10 0	13	6 0	13	—	—
Smiths' Hammermen's Society (South Wales).	264	0 7	1s. per quarter to Benevo- lent Fund. (optional for each branch.)	52	6 0	8	—	—	—	—
National Society of Smiths and Hammer- men.	1,093	0 7 (includ- ing 1d. to cost of ma- nage- ment.)	4d. per quarter to Benevo- lent Fund. 3d. per week to Sick Fund (310 Mem- bers). 1d. per week to Superannua- tion Fund (176 Members). 1d. per week to Auxiliary Do- nation Fund (533 Mem- bers). 1d. per year to Legal Aid Society.	52	If funds permit and at discretion of Executive Council. 8 0 13 4 0 13 — — Members contributing to Auxiliary Dona- tion Fund receive an additional 2s. per week during first period and an addi- tional 1s. during second period.					

REGARD TO UNEMPLOYED AND TRAVELLING BENEFITS—*continued.*  
for Ordinary Members only.]

BENEFIT.		When exempt from Contributions through Unemployment, Sickness or Accident.	Other Benefits covered by Contributions of Members.	Organisations to which Unions contribute for certain financial benefits.
Travelling Benefit				
<b>Shipbuilding Trades—<i>cont.</i></b>				
—	When receiving Unemployed or Sick Benefit; also when earning three days' wages or less per week.	Dispute, Sick and Accident, Accident Bonus, Superannuation, Funeral, Fares to Jobs.		
—	When unemployed or sick.	Dispute, Accident Bonus, Superannuation, Funeral, Fares to Jobs, Legal Aid.		
—	—	Sick and Accident, Fares to Jobs, Removal.		
—	When unemployed or sick...	Dispute, Sick and Accident, Grant for Permanent Disablement through Sickness, Superannuation, Funeral, (Accident Bonus raised partly by special levy.)		
Same as Ordinary Unemployed Benefit.	—	Dispute, Sick and Accident, Superannuation, Benevolent Grants, (Accident Bonus raised by special levy.)		
—	—	Dispute, Sick and Accident, Funeral, Medical Aid.		
3s. 6d. on receiving travelling card and 1d. per mile up to £1 10s. When travelling by steamboat over 50 miles, 5s. on receiving travelling card and 3s. 6d. on arriving at Branch.	When unemployed or sick for two or more weeks.	Dispute, Sick and Accident, Accident Bonus, Funeral, Benevolent Grants, Legal Aid.	General Federation of Trade Unions.	
—	When sick ... ..	Accident Bonus, (Dispute and Funeral benefit raised by special levy.)		
Sum of £2 allowed in addition to Ordinary Unemployed Benefit.	When receiving benefit ...	Dispute, Sick and Accident, Superannuation, Funeral, Emigration.		
—	When receiving only 5s. or 3s. per week sick benefit, also when unemployed three days or more in any one week.	Dispute, Sick and Accident, Funeral, Fares to Jobs, Distress Grants, Legal Aid.		
Same as Ordinary Unemployed Benefit.	When receiving Unemployed Benefit and when sick exempt from contributions to General Fund. Contributions to General Fund reduced by one-half when unemployed and benefit is exhausted.	Dispute, Sick and Accident, Superannuation, Funeral, Fares to Jobs, Benevolent Grants, Legal Aid, (Accident Bonus raised by special levy.)	General Federation of Trade Unions.	



## ANALYSIS OF THE FINANCIAL RULES OF TRADE UNIONS WITH

[N.B.—The payments quoted are

Name of Union.	Number of Members at end of 1908.	ORDINARY <i>Regular</i> CONTRIBUTIONS.		No. of Weeks after joining Union before entitled to Unemployed and Travelling Benefits.	UNEMPLOYED							
		Per Week.	Additional <i>Regular</i> Contributions.		Weekly Amount and Duration of Ordinary Unemployed Benefit.							
					1st Period.		2nd Period.		3rd Period.			
					Rate.	Weeks.	Rate.	Weeks.	Rate.	Weeks.		
		<i>s. d.</i>			<i>s. d.</i>		<i>s. d.</i>		<i>s. d.</i>			
Smiths, Hammermen, &c.— <i>cont.</i>					Metal, Engineering and							
Combined Smiths of Great Britain and Ireland.	512	1 3	1s. per quarter to Superannuation Reserve Fund.	Half Benefit, 26 Full Benefit, 52.	10 0	16	7 0	16	—	—		
BRASS AND COPPER TRADES:—					After 1 year's membership:—							
Dublin Operative Brass Founders, Finishers, and Gasfitters' Society.*	147	0 9	6d. per quarter to Benevolent Fund.	52	5 0	10	2 6	10	—	—		
					After 2 years' membership:—							
					10 0	10	5 0	10	—	—		
Manchester Brass Founders, Turners, Fitters, Finishers, and Copper-smiths' Society.*	942		9½d. to General Fund. 1½d. to Superannuation Fund. 2d. to United Association Fund. 3d. per quarter to Widows and Orphans' Contingent Fund.	52	10 0	13	5 0	13	—	—		
Liverpool, Crewe, Barrow, and Stoke Brass Founders' Society.*	589	1 1	6d. per quarter to Widows and Orphans' Fund.	52	Lock-out* owing to dispute in kindred trade:— 2 6 — plus 2s. 6d. for wife, and 1s. for each child under 14. 10 0 14 (Benefit may again be drawn after working 6 months.)							
North of England Brass Turners, Fitters, and Finishers' Society.*	735	1 0	—	52	After 1 year's membership:— 10 0 14   4 0   14   —   — After 5 years' membership:— 10 0 14   6 0   14   4   24 After 10 years' membership:— 10 0 14   6 0   14   4   52 When unemployed through contagious disease in family, &c., Sick Benefit is allowed.							
London United Brass Founders, Turners, Fitters, and Finishers' Society.*	421		5d. to General Fund. 5d. to Benevolent Fund. 2d. to Association Fund.	52	After 1 year's membership:— 10 0   6   5 0   6   —   — After 3 years' membership:— 12 0   6   6 0   6   —   — After 7 years' membership:— 14 0   6   7 0   6   —   — Lock-out* owing to dispute in kindred trade:— 2s. 6d. for wife and 1s. for each child under 14 for 12 weeks.							
Bristol Brass Founders and Finishers' Trade Society.*	88	3 0 per month.	8d. per month to Superannuation Fund.	52	10 0   13   —   —   —   — Lock-out* owing to dispute in kindred trade:— 5 0 —   —   —   —   —   —							
Belfast Brass Fitters, Turners, Moulders, and Copper-smiths' Trade Union*	285		2d. to Sick Fund ... 3d. to Idle and Dispute Fund. 3d. to General Expenditure. ½d. to Funeral Fund. ½d. to Emigration, Suspension and Travelling. 4d. to Superannuation Fund. ½d. to Contingent Fund. 2d. to United Brassfounders' Association. 1s. per half-year to Benevolent Fund.	78	10 0 15   7 0   15   5 0   22 Lock-out* owing to dispute in kindred trade:— 5 0 52   —   —   —   —   —							

\* In cases of lock-out owing to disputes in kindred trades, &c., the members of these unions receive from the United per week for 26 weeks. The amounts of lock-out benefit stated in the Table are in addition to the allowance received

† The Rules of the United Brassfounders' Association provide for the payment of 2s. 6d. travelling benefit per branch

REGARD TO UNEMPLOYED AND TRAVELLING BENEFITS—*continued.*  
for Ordinary Members only.]

BENEFIT.			
Travelling Benefit.	When exempt from Contributions through Unemployment, Sickness or Accident.	Other Benefits covered by Contributions of Members.	Organisations to which Unions contribute for certain financial benefits.
<b>Shipbuilding Trades—cont.</b>			
—	When receiving benefit.	Accident Bonus, Sick and Accident, Superannuation, Funeral. (Dispute benefit raised partly by special levy.)	—
A gift of 10s. allowed on starting.†	Contributions reduced to 2d. per week when unemployed.	Dispute, Sick and Accident, Accident Bonus, Retirement Grant, Fares to Jobs, Emigration, Legal Aid. (Funeral benefit raised by special levy.)	United Journeymen Brassfounders, Turners, Fitters, Finishers and Copper-smiths' Association of Great Britain and Ireland.
Same as Ordinary Unemployed Benefit.†	When unemployed ... ..	Dispute, Sick and Accident, Accident Bonus, Superannuation, Funeral, Widows' Gift, Fares to Jobs, Emigration, Distress Grants, Legal Aid.	Do.
Same as Ordinary Unemployed Benefit, plus a gift of 10s.†	When unemployed or sick ...	Dispute, Sick and Accident, Accident Bonus, Superannuation, Funeral, Grants to Widows and Orphans, Fares to Jobs, Emigration, Legal Aid.	Do.
Same as Ordinary Unemployed Benefit.†	When unemployed or sick ...	Dispute, Sick and Accident, Accident Bonus, Superannuation, Funeral, Fares to Jobs, Emigration, Benevolent Grants, Legal Aid.	Do.
20s. gift, plus 5s. per Society (except in London) in the Federation (not more than 1 payment per day).†	When unemployed or sick ...	Dispute, Sick and Accident, Accident Bonus, Superannuation, Funeral, Fares to Jobs, Emigration, Christmas gift to Unemployed, Legal Aid.	Do.
20s. gift, plus 5s. per Society in Federation (not more than 2 payments per week).†	—	Dispute, Sick and Accident, Accident Bonus, Superannuation, Funeral, Fares to Jobs, Emigration, Benevolent Grants, Legal Aid.	Do.
10s. gift, plus Ordinary Unemployed Benefit.†	When unemployed ... ..	Dispute, Sick and Accident, Accident Bonus, Superannuation, Funeral, Fares to Jobs, Emigration, Benevolent Grants, Medical Aid, Legal Aid.	Do.

Journeymen Brassfounders, Turners, Fitters, Finishers, and Copper-smiths' Association of Great Britain and Ireland, 20s. from the United Association.  
per half-year.



## ANALYSIS OF THE FINANCIAL RULES OF TRADE UNIONS WITH

[N.B.—The payments quoted are

Name of Union.	Number of Members at end of 1908.	ORDINARY <i>Regular</i> CONTRIBUTIONS.		No. of Weeks after joining Union before entitled to Unemployed and Travelling Benefits.	UNEMPLOYED						
					Weekly Amount and Duration of Ordinary Unemployed Benefit.						
		Per Week.	Additional <i>Regular</i> Contributions.		1st Period.		2nd Period.		3rd Period.		
					Rate.	Weeks.	Rate.	Weeks.	Rate.	Weeks.	
		<i>s. d.</i>			<i>s. d.</i>		<i>s. d.</i>		<i>s. d.</i>		
Brass and Copper Trades— <i>cont.</i>					Metal, Engineering and						
Birmingham Operative Brass Cock Finishers' Trade, Sick and Dividend Society.	62	0 6	—	26	12 0	9	6 0	9	—	—	
					(Benefit may again be drawn after working 6 months.)						
London and Provincial Society of Copper-smiths.	611	1 0 to 1 2 accord- ing to age at entry.	—	52	12 0	10	8 0	5	—	—	
Hull Journeymen Brass Founders, Turners, Fitters, Finishers, and Coppersmiths' Society.*	225	1 3	—	52	10 0	13	6 0	13	—	—	
					Lock-out* owing to dispute in kindred trade :— Not fixed by rule.						
East of Scotland Brass Founders' Society.*	475	2d. to Trade Protection Fund. 3d. to Unemployed, Funeral, and Emigration Fund. 1d. to Superannuation Fund. 6d. per year to Benevolent Fund.		52	10 0	8	—	—	—	—	
					(Benefit may again be drawn after an interval of 6 months.)						
North of England Brass, Aluminium, Bronze, and Kindred Alloys Moulders' Trade and Friendly Society.*	580	1 0	1s. per quarter to Child's Funeral Fund (optional).	—	10 0	12	5 0	12	3 0	12	
Liverpool United Society of Coppersmiths and Braziers.*	96	1 0	1s. per quarter to Superannuation Fund. 1s. per quarter to Contingent Fund for first two years of membership, afterwards as determined by majority of members. 2d. per week to United Brass Founders Association.	52	10 0	8	8 0	4	—	—	
					(Benefit may again be drawn after an interval of 6 months.)						
Bury Brass Founders and Finishers' Society.*	82	8d. to General Fund. 2d. to Superannuation Fund. 2d. to United Brass Founders' Association.		52	10 0	13	5 0	13	—	—	
Nottingham Brass Founders and Finishers' Trade Society.*	82	0 8	—	52	10 0	12	5 0	12	—	—	
					Lock-out* owing to dispute in kindred trade :—						
					5 0	—	—	—	—	—	
Oldham United Journeymen Brass Founders' Trade and Friendly Society.*	320	1d. to Superannuation Fund. 1d. to Association Contributions. 10d. to General Fund.		52	10 0	14	7 0	12	—	—	
					Lock-out* owing to dispute in kindred trade :—						
					3 0	—	—	—	—	—	
					plus 1s. for each child under 11.						

\* In cases of lock-out owing to disputes in kindred trades, &c., the members of these unions receive from the United per week for 26 weeks. The amounts of lock-out benefit stated in the Table are in addition to the allowance received  
 † The Rules of the United Brassfounders' Association provide for the payment of 2s. 6d. travelling benefit per branch

REGARD TO UNEMPLOYED AND TRAVELLING BENEFITS—*continued.**for Ordinary Members only.]*

BENEFIT.	When exempt from Contributions through Unemployment, Sickness or Accident.	Other Benefits covered by Contributions of Members.	Organisations to which Unions contribute for certain financial benefits.
Travelling Benefit.			
<b>Shipbuilding Trades—<i>cont.</i></b>			
1s. 8d. per day (Maximum receivable £8 2s.). Benefit may again be drawn after working 6 months.	When receiving Unemployed Benefit.	Dispute, Sick and Accident, Annual Dividend. (Funeral Benefit raised partly by special levy.)	—
Same as Ordinary Unemployed Benefit.	When unemployed more than 6 weeks in any 26 weeks, and after working 3 months on short time. When sick contributions may be paid from Benevolent Fund at discretion of Committee.	Dispute, Sick and Accident, Accident Bonus, Superannuation, Loans for Fares to Jobs, Benevolent Grants, Legal Aid. (Funeral benefit raised partly by special levy.)	—
2s. per day (Sunday included) for 10 weeks, plus gift of 10s. on starting if out of work six days, or 20s. if out of work four weeks.†	When unemployed or sick ...	Dispute, Sick and Accident, Accident Bonus, Superannuation, Funeral, Fares to Jobs, Emigration, Legal Aid.	United Journeymen Brassfounders, Turners, Fitters, Finishers and Copper-smiths' Association of Great Britain and Ireland.
Same as Ordinary Unemployed Benefit. When pay is exhausted a loan towards travelling expenses is allowed.†	Contributions paid from Benevolent Fund except 1d. per week when unemployed or sick.	Dispute, Accident Bonus, Superannuation, Funeral, Fares to Jobs, Emigration, Legal Aid.	Do.
Same as Ordinary Unemployed Benefit plus gift of 10s.†	When unemployed or receiving sick pay. Contributions reduced to one-half when working not more than six days per fortnight.	Dispute, Sick and Accident, Accident Bonus, Superannuation, Funeral, Emigration, Fares to Jobs, Benevolent Grants, Legal Aid.	Do.
Sum not exceeding 20s. for fares with a gift of 5s. allowed in addition to Ordinary Unemployed Benefit.†	When working less than 38 hours a week.	Dispute, Sick and Accident, Accident Bonus, Superannuation, Fares to Jobs, Emigration, Benevolent Grants, Legal Aid. (Funeral benefit raised partly by special levy.)	Do.
Same as Ordinary Unemployed Benefit, plus 10s. for travelling expenses.†	Contributions reduced to 3d. per week when unemployed or sick and not receiving benefit.	Dispute, Sick and Accident, Accident Bonus, Superannuation, Funeral, Fares to Jobs, Legal Aid.	Do.
Same as Ordinary Unemployed Benefit.†	When unemployed and benefit is exhausted.	Dispute, Sick and Accident, Accident Bonus, Funeral, Fares to Jobs, Legal Aid.	Do.
10s. gift (if not more than 3 weeks' Ordinary Unemployed Benefit has been received, otherwise no gift) and 5s. per Society per half year. If Member has received 10 weeks' Ordinary Unemployed Benefit no Travelling Benefit allowed.†	When unemployed and not receiving benefit.	Dispute, Sick and Accident, Accident Bonus, Superannuation, Funeral, Fares to Jobs, Emigration, Legal Aid.	Do.

Journeymen Brassfounders, Turners, Fitters, Finishers, and Copper-smiths' Association of Great Britain and Ireland, 20s. from the United Association.  
per half-year.



## ANALYSIS OF THE FINANCIAL RULES OF TRADE UNIONS WITH

[N.B.—The payments quoted are

Name of Union.	Number of Members at end of 1908.	ORDINARY <i>Regular</i> CONTRIBUTIONS.		No. of Weeks after joining Union before entitled to Unemployed and Travelling Benefits.	UNEMPLOYED					
		CONTRIBUTIONS.			Weekly Amount and Duration of Ordinary Unemployed Benefit.					
		Per Week.	Additional <i>Regular</i> Contributions.		1st Period.		2nd Period.		3rd Period.	
					Rate.	Weeks.	Rate.	Weeks.	Rate.	Weeks.
		s. d.			s. d.		s. d.		s. d.	
Brass and Copper Trades—cont.					Metal, Engineering and					
Aberdeen Operative Brass Founders and Copper-smiths' Trade, Sick and Funeral Society.*	54	7d. for Sick, Funeral, Superannuation, Working Expenses and United Brassfounders' Association.		52	10 0	6	6 0	4	—	—
		3d. for Unemployed Benefit.			(Benefit allowed once in 6 months.)					
Wigan United Journey-men Brass Founders, Turners, Fitters, Finishers and Copper-smiths' Society.*	87	0 9	2d. per quarter to Contingent Fund.	52	10 0	14	—	—	—	—
					When unemployed through contagious disease in family or near residence :—					
					10 0	10	5 0	10	—	—
National Society of Amalgamated Brass Workers and Metal Mechanics.	7,282	0 9	—	13	After 13 weeks' membership :—					
					3 0	10	1 0	Not stated: at discretion of Committee.	—	—
					After 26 weeks' membership :—					
					5 0	10	3 0	10	1 0	as above.
					After 39 weeks' membership :—					
					7 6	10	4 0	10	1 0	as above.
					After 1 year's membership :—					
					10 0	13	7 0	13	1 0	as above.
Derby, Burton-on-Trent, and Coventry Brass Founders, Turners, Fitters, Electrical and General Brass Finishers and Copper-smiths' Trade and Friendly Society.*	144	8d. to General Fund ... 2d. to United Association Fund.		52	10 0	13	5 0	13	—	—
		6d. per quarter to Widows and Orphans' Contingent Fund.			Lock-out* owing to dispute in kindred trade :—					
					2 6	plus	—	—	—	—
					2s. 6d. for wife and 1s. for each child under 14.					
London Society of Amalgamated Brass Workers.	274	0 8	—	52	12 0	13	7 6	13	—	—
Dundee Operative Brass Founders and Finishers' Trade, Sick and Funeral Association.*	96	3½d. to Idle Fund. 2½d. to Sick Fund. 1d. to Funeral Fund. 2d. to United Brass Founders' Association. 1½d. to Working Expenses. 1d. to Special Fund.		52	10 0	6	6 0	4	—	—
					(Benefit allowed once in 6 months.)					
Scottish Brass Moulders' Union.	589	1 0	—	52	10 0	8	5 0	8	—	—
United Copper-smiths' Association (Glasgow).	340	2d. to Trade Protective Fund. 5d. to Idle Fund. 1d. to Funeral Fund. 1d. to Management Fund.		52	10 0	6	5 0	4	—	—
West of Scotland Brass Turners, Fitters, and Finishers' Society ‡	1,000	0 9	—	52	10 0	10	6 0	10	—	—
London United Brass and General Metal Founders' Society.	165	0 6	3d. per quarter to Distress Fund.	52	10 6	13	7 6	13	—	—
Greenock, Port Glasgow and District Brass Turners, Fitters, and Finishers' Society.*	100	0 9	—	52	10 0	10	6 0	10	—	—

\* In cases of lock-out owing to disputes in kindred trades, &c., the members of these unions receive from the United per week for 26 weeks. The amounts of lock-out benefit stated in the Table are in addition to the allowance received

† The Rules of the United Brassfounders' Association provide for the payment of 2s. 6d. travelling benefit per branch

‡ The West of Scotland Society subsequently seceded from the United Journeymen Brassfounders' Association.

REGARD TO UNEMPLOYED AND TRAVELLING BENEFITS—*continued.**for Ordinary Members only.]*

BENEFIT.			
Travelling Benefit.	When exempt from Contributions through Unemployment, Sickness or Accident.	Other Benefits covered by Contributions of Members.	Organisations to which Unions contribute for certain financial benefits.
<b>Shipbuilding Trades—<i>cont.</i></b>			
Same as Ordinary Unemployed Benefit.†	When unemployed and benefit is exhausted.	Dispute, Sick and Accident, Accident Bonus, Superannuation, Funeral, Fares to Jobs, Legal Aid.	United Journeymen Brassfounders, Turners, Fitters, Finishers and Copper-smiths' Association of Great Britain and Ireland.
10s. Travelling Expenses and 2s. 6d. per branch of Union per year (not more than 1 payment a day).†	When receiving unemployed or sick benefit.	Dispute, Sick and Accident, Accident Bonus, Funeral, Fares to Jobs, Distress Grants, Legal Aid.	Do.
—	When on 1s. scale of Unemployed Benefit.	Dispute, Sick and Accident, Accident Bonus, Superannuation, Funeral, Emigration	General Federation of Trade Unions.
Same as Ordinary Unemployed Benefit.†	When unemployed ...	Dispute, Sick and Accident, Accident Bonus, Funeral, Fares to Jobs, Benevolent Grants, Legal Aid.	United Journeymen Brassfounders, Turners, Fitters, Finishers and Copper-smiths' Association of Great Britain and Ireland.
—	When unemployed and benefit is exhausted.	Dispute, Accident Bonus, Funeral, Distress Grants, Christmas Grant to Unemployed, Legal Aid.	—
Same as Ordinary Unemployed Benefit.†	When unemployed or sick contributions paid from Special Fund.	Dispute, Sick and Accident, Accident Bonus, Funeral, Fares to Jobs, Benevolent Grants, Legal Aid.	United Journeymen Brassfounders, Turners, Fitters, Finishers and Copper-smiths' Association of Great Britain and Ireland.
Same as Ordinary Unemployed Benefit.	Contributions reduced when unemployed or sick.	Dispute, Superannuation, Funeral, Benevolent Grants.	—
—	Contributions reduced to 1d. per week when unemployed or sick.	Dispute, Funeral.	—
Same as Ordinary Unemployed Benefit.†	Contributions reduced to 1d. per week when unemployed.	Dispute, Accident Bonus, Funeral, Fares to Jobs, Benevolent Grants, Legal Aid.	United Journeymen Brassfounders, Turners, Fitters, Finishers and Copper-smiths' Association of Great Britain and Ireland.†
—	When unemployed, and benefit is exhausted.	Dispute, Funeral, Distress Grants, Christmas Grant to Unemployed.	—
Same as Ordinary Unemployed Benefit, plus a gift of 10s.†	When unemployed or sick. Contributions reduced to 2d. per week when earning less than 25s. per week.	Dispute, Accident Bonus, Fares to Jobs, Distress Grants, Legal Aid.	United Journeymen Brassfounders, Turners, Fitters, Finishers and Copper-smiths' Association of Great Britain and Ireland.

Journeymen Brassfounders, Turners, Fitters, Finishers, and Copper-smiths' Association of Great Britain and Ireland, 20s. per half-year.



## ANALYSIS OF THE FINANCIAL RULES OF TRADE UNIONS WITH

[N.B.—The payments quoted are

Name of Union.	Number of Members at end of 1908.	ORDINARY <i>Regular</i> CONTRIBUTIONS.		No. of Weeks after joining Union before entitled to Unemployed and Travelling Benefits.	UNEMPLOYED					
					Weekly Amount and Duration of Ordinary Unemployed Benefit.					
		Per Week.	Additional <i>Regular</i> Contributions.		1st Period.		2nd Period.		3rd Period.	
					Rate.	Weeks.	Rate.	Weeks.	Rate.	Weeks.
		<i>s. d.</i>			<i>s. d.</i>		<i>s. d.</i>		<i>s. d.</i>	
Brass and Copper Trades— <i>cont.</i>					Metal, Engineering and					
Perth Operative Brass Founders and Finishers' Society.†	23	3d. to Idle Fund. 2d. to United Brass Founders' Association. 1d. for Working Expenses.		52	10 0	6	6 0	4	—	—
					(Benefit allowed once in 6 months.)					
Doncaster Operative Brass Founders and Finishers' Trade, Sick, and Funeral Association.*	36	3½d. to Idle Fund. 2½d. to Sick Fund. 1d. to Funeral Fund. 2d. to United Brass Founders' Association. 1½d. for Working Expenses. ¼d. to Special Fund.		52	10 0	12	6 0	8	—	—
Barrhead and District Brass Finishers' Society.†	40	0 6	—	52	12 0	7	—	—	—	—
					(Benefit allowed once in 6 months.)					
LABOURERS:—										
Amalgamated Union of Machine and General Labourers.	1,000	0 4	—	—	—	—	—	—	—	—
Heywood and District Amalgamated Union of Machine and General Labour.	130	0 6	—	26	8 0	6	—	—	—	—
TEXTILE MACHINERY FITTINGS MANUFACTURE:—										
Operative Mule and Ring Spindle Makers' Society.	256	Not fixed by Rule.	Not fixed by Rule.	52	Not fixed by Rule.	12	Not fixed by Rule.	12	—	—
Blackburn and East Lancashire Roller Coverers' Society.	22	2 0 per month.	—	13 months.	10 0	12	5 0	12	—	—
					(Case then referred to Lodge for consideration.)					
United Operative Spindle and Flyer Makers' Trade and Friendly Society.	1,263	1 3	6d. per year for Reports, Rules and Cards.	52	10 0	13	8 0	20	5 0	52
Belfast and District Hackle and Gill Makers' Benevolent and Trade Union.	108	9½d. to Sick, Funeral, and Idle Fund. 2½d. to Management Fund.		52	12 0	13	8 6	13	6 0	re-mainder of unem-ployment.
Blackburn Associated Reedmakers' Society.	27	3 0 per calendar month.	—	52	Not fixed by Rule.	—	—	—	—	—
Wire Card Setting Machine Tenters' Society.	222	0 7½	—	52	12 0	14	6 0	38	3 6	re-mainder of unem-ployment.
Carriage Straighteners' Society (Nottingham).	69	Not fixed by Rule.	Not fixed by Rule.	52	Not fixed by Rule.	12	—	—	—	—
Operative Roller Makers' Society.	366	1 0	—	52	8 0	13	6 0	13	4 0	26

\* In cases of lock-out owing to disputes in kindred trades, &c., the members of this union receive from the United per week for 26 weeks, travelling benefit 2s. 6d. per branch per half-year, and fares to jobs.

† These Societies have now ceased to exist.

‡ The Rules of the United Brassfounders' Association provide for the payment of 2s. 6d. travelling benefit per branch

§ This Society subsequently joined the General Federation of Trade Unions.

REGARD TO UNEMPLOYED AND TRAVELLING BENEFITS—*continued.*  
for Ordinary Members only.]

BENEFIT.	When exempt from Contributions through Unemployment, Sickness or Accident.	Other Benefits covered by Contributions of Members.	Organisations to which Unions contribute for certain financial benefits.
Travelling Benefit.			
<b>Shipbuilding Trades—cont.</b>			
Same as Ordinary Un-employed Benefit.†	—	Dispute, Accident Bonus, Fares to Jobs, Legal Aid.	United Journeymen Brassfounders Turners, Fitters, Finishers and Copper-smiths' Association of Great Britain and Ireland.
Same as Ordinary Un-employed Benefit.‡	When unemployed or sick ...	Dispute, Sick and Accident, Accident Bonus, Funeral, Fares to Jobs, Legal Aid.	Do.
Same as Ordinary Un-employed Benefit.‡	When unemployed or sick ...	Dispute, Accident Bonus, Fares to Jobs, Legal Aid.	Do.
—	When unemployed or sick for not more than 3 months. After 3 months 1d. per week must be paid as contribution for Funeral Benefit.	Dispute, Trade Accident, Funeral.	—
—	When working 28 hours or less per week.	Dispute, Trade Accident.	General Federation of Trade Unions.
—	Contribution reduced to 1d. per week when unemployed and not receiving benefit and when sick.	Dispute, Funeral, Loans for Emigration.	Do.
—	When unemployed or sick and benefit is exhausted.	Sick and Accident, Funeral.	—
—	When unemployed or sick and benefit is exhausted, and when not entitled to benefit.	Dispute, Sick and Accident, Accident Bonus, Superannuation, Funeral, Fares to Jobs, Emigration, Benevolent Grants.	§
Ordinary Unemployed Benefit allowed, in addition to which a loan may be advanced at the discretion of the President to cover travelling expenses.	—	Dispute, Sick and Accident, Accident Bonus, Superannuation, Funeral, Emigration, Distress Grants, Medical Aid.	—
—	When sick ...	Dispute, Funeral, Superannuation.	—
—	When sick for more than four weeks exempt for remainder of sickness.	Dispute, Loans for Fares to Jobs, Legal Aid.	General Federation of Trade Unions.
—	When unemployed ...	Dispute, Sick and Accident, Funeral, Benevolent Grants.	—
—	When receiving Unemployed or Sick Benefit, and after working less than 26 hours per week for four consecutive weeks.	Dispute, Sick and Accident, Superannuation, Funeral.	General Federation of Trade Unions.

Journeymen Brassfounders, Turners, Fitters, Finishers and Copper-smiths' Association of Great Britain and Ireland, 20s.

per half-year.



## ANALYSIS OF THE FINANCIAL RULES OF TRADE UNIONS WITH

[N.B.—The payments quoted are

Name of Union.	Number of Members at end of 1908.	ORDINARY <i>Regular</i> CONTRIBUTIONS.		No. of Weeks after joining Union before entitled to Unemployed and Travelling Benefits.	UNEMPLOYED					
					Weekly Amount and Duration of Ordinary Unemployed Benefit.					
		Per Week.	Additional <i>Regular</i> Contributions.		1st Period.		2nd Period.		3rd Period.	
					Rate.	Weeks.	Rate.	Weeks.	Rate.	Weeks.
		s. d.			s. d.		s. d.		s. d.	
<b>Textile Machinery Fittings Manufacture—cont.</b>					<b>Metal, Engineering and</b>					
Amalgamated Society of Block, Roller, and Stamp Cutters.	289	0 8	—	52	10 0	8	—	—	—	—
Spring and Doffing Plate Makers and Grinders' Trade Protection Society.	152	0 9	—	52	10 0	13	7 0	13	5 0	26
Amalgamated Society of Bobbin, Carriage, Comb and Dropper Makers.	484	Not fixed by Rule.	Not fixed by Rule.	52	Not fixed by Rule.	—	—	—	—	—
Amalgamated Society of Shuttle Makers.	330	When earning 10s. to 16s. per week, 0 6 When earning 16s. to 24s. per week 0 9 When earning over 24s. per week, 1 0		26	10 0	15	—	—	—	—
					(Benefit may again be drawn after payment of 26 weeks contributions.)					
Amalgamated Society of Wool-comb, Hackle and Gill Makers.	199	11d. to Trade, Sick and Funeral Funds. 2d. to Superannuation Fund.		52	11 0	13	8 0	13	5 0	26
Bolton and District Jacquard Harness Gaiters, Card Cutters, and Machine Fitters' Association.*	47	Not fixed by Rule.	Not fixed by Rule.	52	Not fixed by Rule.					
<b>ELECTRICAL AND SCIENTIFIC ENGINEERING:—</b>										
Mathematical, Optical, and Philosophical Instrument Makers' Society.	278	0 5	—	52	18 0	8	9 0	6	—	—
Scientific Instrument Makers' Trade Society.	1,080	0 9	6d. per quarter to Benevolent Fund.	52	14 0	7	9 0	7	—	—
Electrical Trades Union	1,709	0 10	6d. per quarter for Rules, Reports, and Summonses. 3d. per week to Sick Fund.	52	12 0	12	—	—	—	—
Electrical Winders' Society of Great Britain (London).	84	Not stated.	6d. per quarter for Branch Management.	26	10 0	12	—	—	—	—
<b>SHIPBUILDING:—</b>										
United River Thames ShipCaulkers' Society.*	83	Not fixed by Rule.	Not fixed by Rule.	—	—	—	—	—	—	—
Shipwrights' Provident Union of the Port of London.	646	1½d. for each day (or part day) working. 1d. per week to Funeral Fund. 1d. per week to Superannuation Fund.		—	—	—	—	—	—	—

\* The rules analysed were in operation in 1905, and no intimation has been received as to whether any subsequent  
† This Society subsequently joined the General Federation of Trade Unions.

REGARD TO UNEMPLOYED AND TRAVELLING BENEFITS—*continued.**for Ordinary Members only.]*

BENEFIT.			
Travelling Benefit.	When exempt from Contributions through Unemployment, Sickness or Accident.	Other Benefits covered by Contributions of Members.	Organisations to which Unions contribute for certain financial benefits.
<b>Shipbuilding Trades—<i>cont.</i></b>			
—	When unemployed or sick and benefit is exhausted.	Dispute, Sick and Accident, Funeral, Benevolent Grants, Legal Aid.	General Federation of Trade Unions.
—	When sick ... ..	Dispute, Sick and Accident, Funeral.	—
—	When unemployed or sick ...	Dispute, Funeral.	—
—	When receiving benefit and when earning less than 10s. per week.	Dispute, Legal Aid.	General Federation of Trade Unions.
—	Contributions reduced to 2d. per week when working less than 30 hours a week, and when unemployed and benefit is exhausted.	Dispute, Sick and Accident, Accident Bonus, Superannuation, Funeral, Fares to Jobs.	—
—	When unemployed ... ..	Dispute.	—
—	When receiving benefit ...	Dispute, Superannuation, Funeral.	—
—	When unemployed and after 14 days' sickness.	Dispute, Trade Accident, Accident Bonus, Funeral, Benevolent Grants, Legal Aid.	†
Same as Ordinary Unemployed Benefit.	—	Dispute, Sick and Trade Accident, Disablement Grant, Funeral, Fares to Jobs.	General Federation of Trade Unions.
—	—	Dispute, Funeral.	—
—	—	Dispute, Accident Bonus, Funeral.	—
—	—	Dispute, Trade Accident, Superannuation, Funeral, Loss of Clothes or Tools by fire or shipwreck.	General Federation of Trade Unions.

alteration has been made.



## ANALYSIS OF THE FINANCIAL RULES OF TRADE UNIONS WITH

[N.B.—The payments quoted are

Name of Union.	Number of Members at end of 1908.	ORDINARY <i>Regular</i> CONTRIBUTIONS.		No. of Weeks after joining Union before entitled to Unemployed and Travelling Benefits.	UNEMPLOYED						
		Per Week.	Additional <i>Regular</i> Contributions.		Weekly Amount and Duration of Ordinary Unemployed Benefit.						
					1st Period.		2nd Period.		3rd Period.		
					Rate.	Weeks.	Rate.	Weeks.	Rate.	Weeks.	
		<i>s. d.</i>			<i>s. d.</i>		<i>s. d.</i>		<i>s. d.</i>		
Shipbuilding— <i>cont.</i>					Metal, Engineering and						
United Society of Boiler Makers and Iron and Steel Ship Builders.*	51,256	1 6	1s. per quarter to Superannuation Fund. 4d. per year to Parliamentary Representation Fund.	52	After 1 year's membership :— During 1st year :— 5 0   14      During 2nd year :— 2 6   14      —      — After 3 years' membership :— During 1st year :— 6 0   14      During 2nd year :— 3 0   14      —      — After 5 years' membership :— During 1st year :— 7 0   14      During 2nd year :— 3 6   14      —      — After 7 years' membership :— During 1st year :— 8 0   14      During 2nd year :— 4 0   14      —      — After 9 years' membership :— During 1st year :— 9 0   14      During 2nd year :— 4 6   14      —      — After 11 years' membership :— During 1st year :— 10 0   14      During 2nd year :— 5 0   14      —      — Lock-out owing to dispute in another trade :— 12 0   12      (Then pay as above.)      —      —						
Liverpool Shipwrights' Trade and Friendly Association.	924	0 6	3s. 3d. per annum for Medical Aid.	One month	—	—	—	—	—	—	—
River Thames Barge Builders' Trade Union.	366	1 0	—	52	10 0	16	—	—	—	—	—
Liverpool and Birkenhead Operative Ship and House Painters' Benefit Association.	498	0 3½	—	—	—	—	—	—	—	—	—
Ship Constructive and Shipwrights' Association.	20,993	1 0	2d. per quarter for Reports. 1d. per quarter to Branch Contingent Fund 6d. per quarter to Superannuation Fund. 6d. per year to Parliamentary Auxiliary Fund.	52	During 1st year :— 9 0   10      5 0   10      —      — During 2nd year :— 5 0   20      —      —      —      —						
United Society of Tank Rivetters, Holders-up, and Caulkers (London, E.).	96	0 6	—	52	9 0	10	—	—	—	—	—
United Society of Boiler Sealers and Stokehold Labourers (London, E.).	40	Not stated.	Not stated.	—	—	—	—	—	—	—	—
Amalgamated Society of Drillers and Hole Cutters.	857	1 0	1s. per quarter to Management Fund.	52	After 1 year's membership :— 4 0   14      2 0   14      —      — After 4 years' membership :— 5 0   14      2 6   14      —      — After 6 years' membership :— 6 0   14      3 0   14      —      — After 8 years' membership :— 7 0   14      3 6   14      —      — After 10 years' membership :— 8 0   14      4 0   14      —      — After 12 years' membership :— 10 0   14      5 0   14      —      —						

\* The rules analysed came into operation on 1st January, 1910.

REGARD TO UNEMPLOYED AND TRAVELLING BENEFITS—*continued.*  
*for Ordinary Members only.]*

BENEFIT.			
Travelling Benefit.	When exempt from Contributions through Unemployment, Sickness or Accident.	Other Benefits covered by Contributions of Members.	Organisations to which Unions contribute for certain financial benefits.
<b>Shipbuilding Trades—<i>cont.</i></b>			
—	When unemployed exempt for not more than 34 weeks in any one year. Lodge Levy may be made to retain members about to be excluded through arrears.	Dispute, Sick and Accident, Accident Bonus, Superannuation, Funeral, Fares to Jobs, Distress Grants, Loans for Building Investments, Medical Aid, Legal Aid.	General Federation of Trade Unions.
—	When unemployed. Contributions reduced when working short time.	Funeral, Sick and Accident, Loss of Tools by shipwreck, Medical Aid.	—
—	Contributions reduced to 2d. per week when unemployed or sick for one week or more.	Dispute, Trade Accident, Loss of Tools by fire or shipwreck, Annual Dividend (if funds permit). (Funeral benefit raised by special levy.)	General Federation of Trade Unions.
—	When unemployed at any time from 1st October to 31st March. Contributions may remain in abeyance when sick.	Dispute, Accident, Funeral, Medical Aid.	—
Same as Ordinary Unemployed Benefit.	—	Dispute, Sick and Accident, Accident Bonus, Superannuation, Funeral, Loans for Fares to Jobs, Loss of Tools by fire or shipwreck, Loans for Building Investments, Legal Aid.	General Federation of Trade Unions.
—	When unemployed and not receiving benefit.	Dispute, Funeral.	—
—	—	(Funeral benefit raised by special levy).	—
Same as Ordinary Unemployed Benefit.	Contributions reduced to 6d. per quarter to Funeral Fund when unemployed or sick, and benefit is exhausted.	Dispute, Sick and Accident, Accident Bonus, Superannuation, Funeral, Fares to Jobs, Benevolent Grants, Legal Aid.	—



## ANALYSIS OF THE FINANCIAL RULES OF TRADE UNIONS WITH

[N.B.—The payments quoted are

Name of Union.	Number of Members at end of 1908.	ORDINARY <i>Regular</i> CONTRIBUTIONS.		No. of Weeks after joining Union before entitled to Unemployed, and Travelling Benefits.	UNEMPLOYED					
					Weekly Amount and Duration of Ordinary Unemployed Benefit.					
		Per Week.	Additional <i>Regular</i> Contributions.		1st Period.		2nd Period.		3rd Period.	
					Rate.	Weeks.	Rate.	Weeks.	Rate.	Weeks.
		<i>s. d.</i>			<i>s. d.</i>		<i>s. d.</i>		<i>s. d.</i>	
<b>Shipbuilding—cont.</b>					<b>Metal, Engineering and</b>					
Sheet Iron Workers, Light Platers, and Ship Range Makers' Society.	519	0 6	2 <i>d.</i> per week to Benevolent Fund.	—	—	—	—	—	—	—
Loyal London United Riggers' Association.	45	2 <i>d.</i> to General Fund. 1 <i>d.</i> to Accident and Funeral Fund.		—	—	—	—	—	—	—
Liverpool Riggers' Trade and Burial Society.	109	0 1	—	—	—	—	—	—	—	—
Clyde Federated Ship Riggers' Association (Glasgow).*	70	0 3	—	—	—	—	—	—	—	—
Federated Sailmakers of Great Britain and Ireland.†										
Glasgow Branch ...	114	0 0½ per working day.	—	—	—	—	—	—	—	—
London "A" Branch	75	0 8 per month.	—	—	—	—	—	—	—	—
Hull Branch ...	54	0 8 to 1 4 per month according to age at entry.	—	—	—	—	—	—	—	—
<b>TIN PLATE MAKING:—</b>										
Tin and Sheet Millmen's Association.	2,250	0 8	—	—	—	—	—	—	—	—
<b>FARRIERS:—</b>										
Dublin Regular Operative Farriers' Society.	101	1 0	—	104	10 0	6	5 0	7	—	—
Cork Regular Operative Farriers' Society.	20	1 0	—	52	10 0	6	5 0	7	—	—
Edinburgh and Leith Journeymen Horse Shoers' Society.	62	0 4	—	—	—	—	—	—	—	—
Aberdeen and District Horse Shoers' Union.	34	0 3	—	—	—	—	—	—	—	—
Old West End Farriers' Trade Society.	262	3 <i>d.</i> to Trade Fund. 1 <i>d.</i> to Trade Accident Fund. 1 <i>d.</i> to Funeral Fund. 1 <i>d.</i> to Old Age and Pension Fund. 1 <i>d.</i> to Management Fund.		52	9 0	7	—	—	—	—

\* Union dissolved in 1909.

† The total membership of the 12 Branches of the Federated Sailmakers of Great Britain

REGARD TO UNEMPLOYED AND TRAVELLING BENEFITS—*continued.*  
*for Ordinary Members only.]*

BENEFIT.				
	Travelling Benefit.	When exempt from Contributions through Unemployment, Sickness or Accident.	Other Benefits covered by Contributions of Members.	Organisations to which Unions contribute for certain financial benefits.
<b>Shipbuilding Trades—<i>cont.</i></b>				
—		When unemployed ...	Dispute, Fares to Jobs, Benevolent Grants.	—
—		Contributions reduced to 1d. per week when unemployed or sick.	Dispute, Trade Accident, Funeral.	—
—		—	Dispute.	—
—		After four weeks' unemployment.	Dispute, Benevolent Grants.	—
—		—	Dispute.	—
—		—	Dispute.	—
—		—	Victim, Funeral.	—
—		When unemployed ..	Dispute, Accident Bonus, Funeral, Fares to Jobs, Sick Grants, Legal Aid.	General Federation of Trade Unions.
—		—	Victim, Sick and Accident, Superannuation, Funeral, Medical Aid.	—
—		—	Dispute, Sick and Accident, Funeral, Emigration.	—
—		—	Dispute, Sick and Accident, Funeral.	—
—		—	Dispute, Sick and Accident.	—
—		—	Victim, Trade Accident, Superannuation, Funeral.	—

and Ireland at the end of 1908 was 482. Each Branch has its own Rules.



## ANALYSIS OF THE FINANCIAL RULES OF TRADE UNIONS WITH

[N.B.—The payments quoted are

Name of Union.	Number of Members at end of 1908.	ORDINARY <i>Regular</i> CONTRIBUTIONS.		No. of Weeks after joining Union before entitled to Unemployed and Travelling Benefits.	UNEMPLOYED							
					Weekly Amount and Duration of Ordinary Unemployed Benefit.							
					1st Period.		2nd Period.		3rd Period.			
					Rate.	Weeks.	Rate.	Weeks.	Rate.	Weeks.		
		<i>s.</i>	<i>d.</i>		<i>s.</i>	<i>d.</i>		<i>s.</i>	<i>d.</i>		<i>s.</i>	<i>d.</i>
<b>Farriers—<i>cont.</i></b>					<b>Metal, Engineering and</b>							
Amalgamated Society of Farriers.	2,076	5 <i>d.</i> to Trade Fund. 1 <i>d.</i> to Funeral Fund. 1 <i>d.</i> per quarter to Regalia Fund. 6 <i>d.</i> per year to Labour Representation Fund. 1½ <i>d.</i> per week to Sick Fund (1,016 members).		52	9	0	6	—	—	—	—	—
<b>TIN, IRON AND SHEET METAL PLATE WORKERS, &amp;c.:—</b>												
London Braziers' Hand-in-Hand Society.	44	2	0	—	52	12	0	8	—	—	—	—
		per calendar month.										
Scottish Tin Plate and Sheet Metal Workers' Society.	879	0	8	—	52	9	0	4	—	—	—	—
					(Benefit allowed once in 6 months.)							
Wolverhampton Operative Tin Plate Workers' Society.	774	6 <i>d.</i> for trade purposes. 3 <i>d.</i> to Pension Fund.		1½ years to 2½ years according to age at entry.	10	0	8	10	0†	8	10	0†
					After an interval of 12 months with payment of contributions:—							
					10	0	8	—	—	—	—	—
Oldham Friendly Society of Tin Plate Workers.	208	1	3	3 <i>d.</i> per week to Superannuation Fund.	52	12	0	6	10	0	6	8
					(Benefit allowed once in 6 months.)							
Bradford and District Sheet Metal Workers' Society.	52	5 <i>d.</i> to General Fund. 1 <i>d.</i> to Superannuation Fund.		52	After 1 year's membership:—							
					10	0	6	—	—	—	—	—
					After 2 years' membership:—							
					12	0	6	—	—	—	—	—
					(Benefit allowed once in 6 months.)							
Leeds and District Trade and Friendly Society of Sheet Metal Workers.	90	Not fixed by Rule.	Not fixed by Rule.	Travelling, 13 Unemployed, 52.	10	0	6	5	0	6	—	—
					(Benefit allowed once in 6 months.)							
Birmingham Operative Tin Plate, Sheet Metal Workers and Braviers' Society.	1,500	0	9	2 <i>d.</i> per week to Superannuation Fund.	52	After 1 year's membership:—						
					10	0	6	5	0	4	—	—
					After 2 years' membership:—							
					12	0	6	6	0	4	—	—
					(Benefit allowed once in 6 months.)							

\* There is an arrangement between many or all of the constituent unions of the National Amalgamated Sheet

† A period of 6 weeks must elapse between the first and second periods and between the second and third periods.

‡ The Birmingham Society subsequently seceded from the National Amalgamated Sheet Metal Workers and

## REGARD TO UNEMPLOYED AND TRAVELLING BENEFITS—continued.

for Ordinary Members only.]

BENEFIT.			
Travelling Benefit.	When exempt from Contributions through Unemployment, Sickness or Accident.	Other Benefits covered by Contributions of Members.	Organisations to which Unions contribute for certain financial benefits.
<b>Shipbuilding Trades—cont.</b>			
1s. 4d. allowed at each branch and 6d. for a bed. Not more than 18 payments granted in 52 weeks. (Additional to Ordinary Unemployed Benefit.)	—	Dispute, Sick and Accident, Accident Bonus, Funeral, Legal Aid.	—
—	When unemployed or sick ...	Dispute, Superannuation, Funeral.	—
Same as Ordinary Unemployed Benefit (two weeks' allowance may be paid in advance on starting). See footnote *.	Contributions reduced to 4d. per week when receiving Unemployed or Sick Benefit.	Dispute, Sick and Accident, Superannuation, Funeral, Emigration.	National Amalgamated Sheet Metal Workers and Braziers.
After having exhausted Ordinary Unemployed Benefit (second year) 1s. 8d. per day for 35 days. See footnote *.	When unemployed or sick ...	Dispute, Sick and Accident, Superannuation, Funeral.	Do.
2s. 3d. per day (Sundays included) for 20 days, then 1s. 3d. for equal period; afterwards 6d. per day for a bed once in each town. See footnote *.	When unemployed or sick ...	Dispute, Sick and Accident, Accident Bonus, Superannuation, Funeral, Emigration, Legal Aid.	Do.
2s. 3d. per day (Sundays included) for 20 days, then 1s. 3d. for equal period; afterwards 6d. per day for a bed once in each town. See footnote *.	Contributions reduced when sick.	Dispute, Accident Bonus, Superannuation, Funeral.	Do.
After 13 weeks' membership:—1s. 3d. per day (Sundays included) for 20 days. After 52 weeks' membership:—2s. 3d. per day (Sundays included) for 20 days, then 1s. 3d. for equal period. When benefit is exhausted 6d. for a bed once in each town may be allowed. See footnote *.	Contributions reduced to 3d. per week when sick.	Dispute, Sick and Accident, Accident Bonus, Superannuation, Funeral, Fares to Jobs.	Do.
Not mentioned in rules. See footnote *.	When unemployed ...	Dispute, Sick and Accident, Accident Bonus, Superannuation, Funeral, Emigration, Benevolent Grants.	Do. †

Metal Workers and Braziers for the reciprocal payment of Travelling Benefit.

Braziers.



## ANALYSIS OF THE FINANCIAL RULES OF TRADE UNIONS WITH

[N.B.—The payments quoted are

Name of Union.	Number of Members at end of 1908.	ORDINARY <i>Regular</i> CONTRIBUTIONS.		No. of Weeks after joining Union before entitled to Unemployed and Travelling Benefits.	UNEMPLOYED					
					Weekly Amount and Duration of Ordinary Unemployed Benefit.					
		Per Week	Additional <i>Regular</i> Contributions.		1st Period.		2nd Period.		3rd Period.	
					Rate.	Weeks.	Rate.	Weeks.	Rate.	Weeks.
		s. d.			s. d.		s. d.		s. d.	
Tin, Iron and Sheet Metal Plate Workers— <i>cont.</i>					Metal, Engineering and					
General Union of Braziers and Sheet Metal Workers.	2,061	1 0	—	Travelling, 13 Unemployed, 52.	10 0	6	5 0	6	—	—
					(Benefit allowed once in 6 months.) When unemployed through infectious disease in house :—					
					10 0	while so unemployed.	—	—	—	—
					Lock-out :—					
					15 0	13	—	—	—	—
					Case then considered by Committee, who may grant pay for another period of 13 weeks at same rate.					
Operative Tin Plate Workers and Gas Meter Makers of Edinburgh and Leith Protecting and Friendly Society.	449	0 6	—	52	9 0	8	—	—	—	—
Galvanised Hollow Ware, Sheet Metal Workers, and Braziers' Association.	350	0 6	3d. per week to Sick Fund. 2d. per quarter to Benevolent Fund.	52	After 1 year's membership :—					
					6 0	10	—	—	—	—
					After 2 years' membership :—					
					8 0	10	—	—	—	—
					After 4 years' membership :—					
					10 0	10	—	—	—	—
					(Benefit may again be drawn after working 6 months.)					
					After 6 months' membership :—					
					6 0	6	—	—	—	—
					After 12 months' membership :—					
					12 0	6	—	—	—	—
					(Benefit allowed once in 6 months.)					
Belfast Sheet Metal Workers and Gasfitters' Trades Union.	127	4 0 per month.	—	52	10 0	8	7 6	8	—	—
Aberdeen and District Sheet Metal Workers' Society.	189	0 4	—	52	5 0	4	—	—	—	—
					(Benefit may again be drawn after the payment of 38 weeks' contributions.)					
					After 1 year's membership :—					
					10 0	6	—	—	—	—
					After 2 years' membership :—					
					12 0	6	—	—	—	—
					(Benefit may be drawn once in 6 months.)					
Exeter and District Tin and Iron Plate Workers and Gas Meter Makers' Society.	81	7d. to Trade Fund. 1d. to Superannuation Fund.	—	52	After 1 year's membership :—					
					10 0	6	—	—	—	—
					After 2 years' membership :—					
					12 0	6	—	—	—	—
					(Benefit may be drawn once in 6 months.)					
Bristol Tin and Iron Plate Workers' Society.	88	0 6	—	52	After 1 year's membership :—					
					10 0	6	—	—	—	—
					After 2 years' membership :—					
					12 0	6	—	—	—	—
					(Benefit may be drawn once in 6 months.)					
					After 6 months' membership :—					
					6 0	6	—	—	—	—
					After 12 months' membership :—					
					12 0	6	—	—	—	—
					If a number of workmen still remain out of employment, period of benefit may be extended by a General Meeting.					
					(Benefit may be drawn once in 6 months.)					
					After 6 months' membership :—					
					6 0	6	—	—	—	—
					After 12 months' membership :—					
					12 0	6	—	—	—	—
					(Benefit may be drawn once in 6 months.)					
London Iron Plate Workers, Braziers and Mounting Forgers' Trade Protection Society.	68	0 6	—	26	After 6 months' membership :—					
					6 0	6	—	—	—	—
					After 12 months' membership :—					
					12 0	6	—	—	—	—
					(Benefit may be drawn once in 6 months.)					
London Society of Sheet Metal Workers and Braziers and Gas Meter Makers.	1,560	0 6	6d. per month	26	After 6 months' membership :—					
					6 0	6	—	—	—	—
					After 12 months' membership :—					
					12 0	6	—	—	—	—
					(Benefit may be drawn once in 6 months.)					

\* There is an arrangement between many or all of the constituent unions of the National

REGARD TO UNEMPLOYED AND TRAVELLING BENEFITS—*continued.*  
*for Ordinary Members only.]*

BENEFIT.	When exempt from Contributions through Unemployment, Sickness or Accident.	Other Benefits covered by Contributions of Members.	Organisations to which Unions contribute for certain financial benefits.
Travelling Benefit			
<b>Shipbuilding Trades—<i>cont.</i></b>			
After 13 weeks' membership: — 1s. 3d. per day (Sundays included) for 20 days.	—	Dispute, Sick and Accident, Bonus, Superannuation, Funeral, Fares to Jobs.	National Amalgamated Sheet Metal Workers and Braziers.
After 52 weeks' membership: — 2s. 3d. per day (Sundays included) for 20 days, then 1s. 3d. per day for equal period.			
When benefit is exhausted 6d. for a bed once in each town may be allowed. See footnote *.			
Same as Ordinary Unemployed Benefit. See footnote *.	When unemployed or sick ..	Dispute, Sick and Accident, Funeral.	Do.
—	When unemployed and not receiving benefit.	Dispute, Sick and Accident, Funeral, Fares to Jobs, Benevolent Grants, Legal Aid.	General Federation of Trade Unions.
Not mentioned in rules. See footnote *.	When unemployed and not receiving benefit, and when sick for two weeks or more.	Dispute, Funeral, Legal Aid.	National Amalgamated Sheet Metal Workers and Braziers.
2s. 3d. per day for 40 days, and then 1s. 2d. per day (Sundays included) for 30 days. If any Ordinary Unemployed Benefit has been drawn, balance of amount due is payable as Travelling Benefit. See footnote *.	Contributions reduced to 5d. per month when unemployed or sick.	Dispute, Sick and Accident, Superannuation, Funeral, Emigration.	Do.
3s. in one year. See footnote *.	When unemployed or sick...	Dispute, Sick and Accident to Jobs, Funeral.	Do.
Not mentioned in rules. See footnote *.	Contributions reduced to 1d. per week when sick.	Dispute, Sick and Accident, Superannuation, Funeral.	Do.
Not mentioned in rules. See footnote *.	When sick: ... ..	Dispute, Accident Bonus, Superannuation, Funeral.	Do.
Not mentioned in rules. See footnote *.	When unemployed or sick ...	Dispute, Funeral.	Do.
Same as Ordinary Unemployed Benefit. See footnote *.	When unemployed or sick...	Dispute, Superannuation, Funeral, Widows' Gift, Emigration.	Do.

Amalgamated Sheet Metal Workers and Braziers for the reciprocal payment of travelling benefit.



## ANALYSIS OF THE FINANCIAL RULES OF TRADE UNIONS WITH

[N.B.—The payments quoted are

Name of Union.	Number of Members at end of 1908.	ORDINARY <i>Regular</i> CONTRIBUTIONS.		No. of Weeks after joining Union before entitled to Unemployed and Travelling Benefits.	UNEMPLOYED					
		Per Week.	Additional <i>Regular</i> Contributions.		Weekly Amount and Duration of Ordinary Unemployed Benefit.					
					1st Period.		2nd Period.		3rd Period.	
					Rate.	Weeks.	Rate.	Weeks.	Rate.	Weeks.
		s. d.			s. d.		s. d.		s. d.	
Tin, Iron and Sheet Metal Plate Workers— <i>cont.</i>					Metal, Engineering and					
Lowestoft and Yarmouth Tinplate Workers' Society.*	30	0 6	—	52	After 1 year's membership :— 10 0   6 — — — — — After 2 years' membership :— 12 0   6 — — — — — (Benefit may be drawn once in 6 months.) After 1 year's membership :— 10 0   6 — — — — — After 2 years' membership :— 12 0   6 — — — — — (Benefit may be drawn once in 6 months.)					
National Amalgamated Sheet Metal Workers and Braziers ("Attached Branches" of).	152	0 6	—	52						
Progressive Sheet Metal Workers' Society (Coventry).	46	1 0	—	52	12 0	6	6 0	6	—	—
CUTLERY AND EDGE TOOL TRADES:—										
Sheffield Saw Grinders' Society.	72	1 0	—	26	7 0	26	3 6	26	—	—
					plus 3s. for wife and 1s. for each child under 14.					
Table Blade Forgers and Strikers' Trade Society (Sheffield).	182	Not stated.	Not stated.	Not stated.	—	—	—	—	—	—
Razor Blade Forgers' Protection Society (Sheffield).	70	1 0	—	Not stated.	10 0	Not stated.	—	—	—	—
					plus 3s. for wife and 1s. for each child under 13.					
Sheffield Saw Makers' Trade Protection Society.	290	0 9	—	26	10 0	13	5 0	Not stated.	—	—
					plus 4s. for wife and 1s. for each of not more than 4 children under 14.					
					plus 2s. for wife and 6d. for each of not more than 4 children under 14.					
Birmingham, Bristol and Sheffield Operative Planemakers' Trade Society.	78	0 6	—	26	12 0	26	9 0	13	6 0	13
Spring Knife Grinders and Finishers' Union (Sheffield).	350	1 0	—	Not stated.	10 0	10	5 0	10	—	—
					plus 2s. for wife and 1s. 6d. for each child under 13.					
					plus 1s. for wife and 9d. for each child under 13.					
					(Benefit may again be drawn after working 3 months.)					
Pen and Pocket Blade Forgers' Protection Society (Sheffield).	78	Not fixed by Rule. (To be between 3d. and 1s. per week.)	3d. per week to Sick and Funeral Fund.	52	8 0	13	—	—	—	—
					plus 2s. per week for wife and 1s. per week for each child under 13.					
Amalgamated Engineers' Tool Makers' Society (Sheffield).	34	Not stated.	Not stated.	52	10 0	12	7 0	14	6 0	26
Amalgamated Society of Joiners' Tool Makers and Forgers (Sheffield).†	30	Not stated.	Not stated.	52	8 0	Not stated.	—	—	—	—
					plus 1s. for wife and 6d. for each child under 13.					
Amalgamated Edge Tool Trade Protection and Death Society of Birmingham, Wolverhampton, Wednesbury, and District.	290	0 6	—	—	—	—	—	—	—	—

\* This Society was dissolved in 1909. The rules analysed were in operation in 1905, and no intimation has been

† There is an arrangement between many or all of the constituent unions of the National Amalgamated Sheet Metal

‡ The rules analysed were in operation in 1898, and no intimation has been received as to whether any subsequent

REGARD TO UNEMPLOYED AND TRAVELLING BENEFITS—*continued.**for Ordinary Members only.]*

BENEFIT.			
Travelling Benefit.	When exempt from Contributions through Unemployment, Sickness or Accident.	Other Benefits covered by Contributions of Members.	Organisations to which Unions contribute for certain financial benefits.
<b>Shipbuilding Trades—<i>cont.</i></b>			
Not mentioned in rules. See footnote.†	When unemployed and not receiving benefit. Contributions reduced when sick.	Dispute, Funeral.	National Amalgamated Sheet Metal Workers and Braziers.
Not mentioned in rules. See footnote.†	When unemployed or sick ...	Dispute, Superannuation, Funeral.	Do.
—	When unemployed or sick ...	Dispute, Distress Grants.	—
—	When unemployed ...	Dispute, Sick and Accident, Funeral.	—
—	When unemployed or sick ...	Dispute, Sick and Accident, Funeral.	—
—	When unemployed or sick ...	Dispute.	—
—	When unemployed or sick ...	Dispute, Superannuation, Distress Grants.	—
—	When unemployed or sick ...	Dispute.	—
—	When receiving unemployed benefit.	Dispute, Funeral.	—
—	When sick ...	Dispute, Sick and Accident, Funeral, Legal Aid.	—
—	When unemployed and benefit is exhausted and when sick.	(Funeral benefit raised by special levy.)	—
—	When unemployed or sick ...	Dispute.	—
—	When unemployed or sick ...	Dispute, Funeral, Benevolent Grants.	General Federation of Trade Unions.

received as to whether any subsequent alteration was made.  
 Workers and Braziers for the reciprocal payment of travelling benefit,  
 alteration has been made.



## ANALYSIS OF THE FINANCIAL RULES OF TRADE UNIONS WITH

[N.B.—The payments quoted are

Name of Union.	Number of Members at end of 1908.	ORDINARY <i>Regular</i> CONTRIBUTIONS.		No. of Weeks after joining Union before entitled to Unemployed and Travelling Benefits.	UNEMPLOYED					
					Weekly Amount and Duration of Ordinary Unemployed Benefit.					
		Per Week.	Additional <i>Regular</i> Contributions.		1st Period.		2nd Period.		3rd Period.	
					Rate.	Weeks.	Rate.	Weeks.	Rate.	Weeks.
		s. d.			s. d.		s. d.		s. d.	
Cutlery and Edge Tool Trades— <i>cont.</i>					Metal, Engineering and					
Saw Handle Trade Protection Society (Sheffield).	66	0 6	—	Not fixed by Rule.	Married Men, 8 0 Not stated.	—	—	—	—	—
Table and Butcher Blade Grinders' Association (Sheffield).	146	0 6	—	26	Single Men, 6 0 Not stated.	5 0 8	4 0 8	—	—	—
Wool Shear Makers, Grinders, Finishers and Benders' Society (Sheffield).	95	Not fixed by Rule.	Not fixed by Rule.	Not stated.	9 0 Not stated.	—	—	—	—	—
Razor Hafters' Trade Protection Society (Sheffield).	67	0 6	—	52	plus 3s. for wife and 1s. for each child under 13.	8 0 18	—	—	—	—
					plus 2s. for wife and 1s. for each child under 13.	—	—	—	—	—
					Period may be extended at the discretion of the Executive Committee.	—	—	—	—	—
Table and Butcher Knife Hafters' Trade and Provident Society (Sheffield).	300	3d. to Trade Fund. 3d. to Sick and Funeral Fund	—	—	—	—	—	—	—	—
FILEMAKERS.										
Sheffield and District (by hand) File Cutters' Society.	120	0 6	—	52	After 1 year's membership:— 8 0 13 4 0 13	—	—	—	—	—
					After 4 years' membership:— 8 0 26 4 0 26	—	—	—	—	—
					After 7 years' membership:— 8 0 40 4 0 40	—	—	—	—	—
					After 10 years' membership:— 8 0 52 4 0 52	—	—	—	—	—
					In all cases an additional 2s. for wife and 1s. for each child under 13 is given.	In all cases an additional 1s. for wife and 6d. for each child under 13 is given.	—	—	—	—
File Hardeners' Association (Sheffield).	110	1 0	—	Not stated.	10 0 13	—	—	—	—	—
					Case then considered by General Committee.	—	—	—	—	—
Sheffield File Forgers' Mutual Aid Society.	110	1 0	—	26	8 0 Not stated.	—	—	—	—	—
					plus 2s. for wife and 1s. for each child under 13.	—	—	—	—	—
Manchester and District File Cutters' Society.*	98	0 6	—	52	10 0 13	7 6 13	5 0	re- mainder of unem- ployment.	—	—
Sheffield Machine File Cutters' Union.	110	4d. to Trade Fund ... 3d. to Sick and Funeral Fund. 1d. to Superannuation Fund. 1d. to Management Fund. 1d. per quarter to Benevolent Fund.	—	52	8 0 13 plus 2s. for wife and 1s. for each child under 13.	4 0 re- mainder of un- employment, plus 1s. for wife and 6d. for each child under 13.	—	—	—	—

\* The rules analysed were in operation in 1898, and no intimation has been received

REGARD TO UNEMPLOYED AND TRAVELLING BENEFITS—*continued.**for Ordinary Members only.]*

BENEFIT.			
Travelling Benefit.	When exempt from Contributions through Unemployment, Sickness or Accident.	Other Benefits covered by Contributions of Members.	Organisations to which Unions contribute for certain financial benefits.
<b>Shipbuilding Trades—<i>cont.</i></b>			
—	When sick ... ..	Dispute.	—
—	—	Dispute, Annual Dividend.	—
—	When unemployed or sick...	Dispute.	—
—	When sick ... ..	Dispute, Funeral.	—
—	At discretion of Committee	Dispute, Sick and Accident, Funeral.	—
—	When unemployed, sick, or on short time.	Dispute, Legal Aid.	—
—	When not earning 12s. per week.	Superannuation, Funeral.	—
—	Contributions reduced when not earning 15s. per week.	Dispute, Funeral.	—
—	When not earning more than 12s. per week.	Dispute, Funeral, Legal Aid.	—
—	When earning less than 12s. per week and when sick. When receiving unemployed pay exempt from contributions to Trade and Management Funds.	Victim, Sick and Accident, Superannuation, Funeral, Retirement Grants, Benevolent Grants.	—

as to whether any subsequent alteration has been made.



## ANALYSIS OF THE FINANCIAL RULES OF TRADE UNIONS WITH

[N.B.—The payments quoted are

Name of Union.	Number of Members at end of 1908.	ORDINARY <i>Regular</i> CONTRIBUTIONS.		No. of Weeks after joining Union before entitled to Unemployed and Travelling Benefits.	UNEMPLOYED					
		Per Week.	Additional <i>Regular</i> Contributions.		Weekly Amount and Duration of Ordinary Unemployed Benefit.					
					1st Period.		2nd Period.		3rd Period.	
					Rate.	Weeks.	Rate.	Weeks.	Rate.	Weeks.
		s. d.			s. d.		s. d.		s. d.	
<b>Filemakers—cont.</b>					<b>Metal, Engineering and</b>					
Sheffield Machine File Forgers' Society.*	50	0 6	—	52	8 0   13 plus 2s. for wife and 1s. for each child under 13.		4 0   re- mainder of un- employment, plus 1s. for wife and 6d. for each child under 13.		—	—
<b>GOLDSMITHS, JEWELLERS, &amp;c.</b>										
Gold Beaters' Trade Society.	53	0 6	—	26	Benefit varies from 3s. for 12 weeks to 12s. for 12 weeks according to the variation of the funds of the Society from £20 to £500. Benefit may again be drawn after working 6 months.					
London Society of Goldsmiths and Jewellers.	634	0 6	—	52	18 0   13		—	—	—	—
London Society of General Engravers and Carvers.†	32	4½d. to 1d. to Management Fund. ¾d. to Benevolent Fund.	Unemployed Fund.	52	12 0   8		—	—	—	—
<b>SILVER AND ELECTRO-PLATE WORKERS:—</b>										
Sheffield Silversmiths' Trade Protection Society.	575	0 9	—	26	12 6   26 plus 2s. for wife and 1s. for each child under 14.		6 3   26 plus 1s. for wife and 6d. for each child under 14.		—	—
Sheffield Hollow-ware Stampers' Trade Protection and Provident Society.‡	89	0 6	—	52	12 0   26 plus 2s. for wife and 1s. for each child under 13.		6 0   26 plus 1s. for wife and 6d. for each child under 13.		—	—
Silversmiths and Electro-plate Operatives' Mutual Aid and Protection Society (Birmingham and London).	573	0 6	3d. per quarter to Funeral Fund.	Half Benefit, 26 Full Benefit, 52.	12 0   20 plus 1s. for each of not more than 3 children under 13.		6 0   20 plus 6d. for each of not more than 3 children under 13.		—	—
Sheffield Silver and Electro-plate Finishers' Protection and Provident Society.	127	0 6	—	52	10 0   26 plus 2s. for wife and 1s. for each child under 13.		5 0   26 plus 1s. for wife and 6d. for each child under 13.		—	—
London Silver Spoon and Fork Finishers' Trade Society.	17	0 6	—	26	20 0   13		10 0   13		—	—
London Silver Plate Workers' Society.	90	1 6 per month.	—	52	18 0   4		9 0   4		—	—
London Silver Plate Polishers' Society.	64	1 6 per month.	2d. per month to Distress Fund.	52	15 0   5		7 6   5		—	—
Spoon and Fork Filers, Odd Workers, and Stampers' Society (Sheffield).	63	0 9	—	52	12 0   13 plus 2s. for wife and 1s. for each child under 14.		6 0   13 plus 1s. for wife and 6d. for each child under 14.		—	—
Sheffield Hollow-ware Buffers' Provident Society.‡	140	0 6	—	Not stated.	10 0   26 plus 2s. for wife and 1s. for each child under 13.		5 0   26 plus 1s. for wife and 6d. for each child under 13.		—	—

\* The rules analysed were in operation in 1905, and no intimation has been received as to whether any subsequent

† Union dissolved in 1909.

‡ The rules analysed were in operation in 1898, and no intimation has been received as to whether any subsequent

§ In 1911 these unions and those noted on p. 79 joined with the Sheffield Britannia Metal Smiths to form the Amalgamated

REGARD TO UNEMPLOYED AND TRAVELLING BENEFITS—*continued.*  
*for Ordinary Members only.*]

BENEFIT.			
Travelling Benefit.	When exempt from Contributions through Unemployment, Sickness or Accident.	Other Benefits covered by Contributions of Members.	Organisations to which Unions contribute for certain financial benefits.
<b>Shipbuilding Trades—<i>cont.</i></b>			
—	When unemployed or sick ...	Dispute.	—
—	When unemployed or sick for 4 days or more in one week.	Dispute, Funeral.	—
—	—	Dispute, Funeral, Benevolent Grants.	—
—	—	Benevolent Grants. (Funeral benefit raised by special levy.)	—
Committee have power to make grants.	When earning less than 15s. per week.	Dispute, Funeral, Dividend.	General Federation of Trade Unions. §
—	When sick or on short time	Victim, Funeral.	Do. §
—	When unemployed and benefit exhausted and when sick.	Dispute, Superannuation, Funeral.	—
—	When earning less than unemployed pay and when sick.	Victim, Accident Bonus, Old Age Grant, Funeral, Emigration, Legal Aid.	General Federation of Trade Unions. §
—	—	Dispute, Funeral.	—
—	When unemployed or sick...	Funeral, Removal, Emigration.	§
—	When unemployed or sick...	Dispute, Funeral, Distress Grants.	§
Committee have power to make grants.	When earning less than 15s. per week. Contributions reduced to 3d. per week when sick.	Dispute, Sick and Accident, Superannuation, Funeral, Fares to Jobs, Loss of Tools by fire.	General Federation of Trade Unions. §
—	When unemployed four weeks or more, also when sick.	Dispute, Distress Grants.	Do. §

alteration has been made.

alteration has been made.

Society of Gold, Silver, and Kindred Trades. This Society is a constituent of the General Federation of Trade Unions.



## ANALYSIS OF THE FINANCIAL RULES OF TRADE UNIONS WITH

[N.B.—The payments quoted are

Name of Union.	Number of Members at end of 1908.	ORDINARY <i>Regular</i> CONTRIBUTIONS.		No. of Weeks after joining Union before entitled to Unemployed and Travelling Benefits.	UNEMPLOYED					
					Weekly Amount and Duration of Ordinary Unemployed Benefit.					
		Per Week.	Additional <i>Regular</i> Contributions.		1st Period.		2nd Period.		3rd Period.	
					Rate.	Weeks.	Rate.	Weeks.	Rate.	Weeks.
		s. d.			s. d.		s. d.		s. d.	
Silver and Electro-plate Workers— <i>cont.</i>					Metal, Engineering and					
Birmingham Britannia Metal Workers' Association.	62	0 6	6d. per quarter to Funeral Fund.	52	10 0	13	5 0	13	—	—
London Society of Silver Workers.	150	0 6	—	Half Benefit, 26 Full Benefit, 52.	15 0	8	—	—	—	—
Sheffield Silver Platers and Gilders' Union.	38	0 6	—	52	10 0	52 plus 2s. for wife and 1s. for each child under 13.	5 0	52 plus 1s. for wife and 6d. for each child under 13.	—	—
LOCK, HINGE, &c. MAKERS:—										
National Amalgamated Lock, Latch, and Key Makers' Trade Society.	325	6d. to Trade Fund. 3d. to Sick, Funeral, and Superannuation Fund (optional). 3d. to Additional Sick Pay and Superannuation Fund (optional).		Not stated.	10 0	13	—	—	—	—
TUBE AND ZINC WORKERS:—										
London Operative Zinc Workers' Society.	86	0 6	—	26	12 0 to 15 0	6 to 7 6	6 0 to 7 6	6	—	—
Amalgamated Tube Trade Society.	350	0 6	6d. per quarter for incidental expenses.	—	Benefit varies according to state of funds. Benefit allowed once in 6 months. Temporary assistance may be granted to members unemployed at the discretion of the Executive Council.					
National Society of Amalgamated Metal, Wire, and Tube Workers.	508	1 0	—	52	10 0	12	7 0	12	—	—
WIRE WEAVERS AND WORKERS:—										
Federal Union of Wire Weavers of the United Kingdom ( <i>Glasgow Branch</i> ).	112*	0 6	—	Half Benefit, 26 Full Benefit, 52.	12 0	4	—	—	—	—
Amalgamated Wire Drawers' Society of Great Britain.	2,590	8d. to Trade, Superannuation, and Accident Funds. 6d. to Sick and Funeral Funds.		52	10 0	13	5 0	13	—	—
Federal Union of Wire-workers of Great Britain and Ireland. <i>London Branch ...</i>	60†	0 4	—	26	12 0	8	6 0	12	—	—
<i>Glasgow Branch ...</i>	36‡	0 6	—	Half Benefit, 26 Full Benefit, 52.	12 0	8	—	—	—	—

\* The total membership of the five branches of the Federal Union of Wire Weavers of the United Kingdom was

† The total membership of the five branches of the Federal Union of Wire Workers of Great Britain and Ireland

‡ In 1911 the unions and those noted on p. 77 joined with the Sheffield Britannia Metal Smiths to form the Unions.

§ This Federation is a constituent of the General Federation of Trade Unions.

REGARD TO UNEMPLOYED AND TRAVELLING BENEFITS—*continued.*  
*for Ordinary Members only.*

BENEFIT.		When exempt from Contributions through Unemployment, Sickness or Accident.	Other Benefits covered by Contributions of Members.	Organisations to which Unions contribute for certain financial benefits.
Travelling Benefit.				
<b>Shipbuilding Trades—<i>cont.</i></b>				
—	When unemployed or sick...	Dispute, Funeral, Benevolent Grants, Christmas Bonus.	—	
—	—	Dispute, Funeral, Benevolent Grants.	:	
—	—	Dispute.	:	
—	When sick exempt from contribution to Trade Fund.	Dispute, Sick and Accident, Superannuation, Funeral.		Midland Counties Trades Federation §
Grant of 10s. allowed on setting out in search of work.	When unemployed or sick and not receiving benefit.	Dispute, Sick and Accident, Superannuation, Funeral, Fares to Jobs, Emigration.	—	
—	When unemployed or sick ...	Dispute, Funeral, Emigration, Legal Aid.		Midland Counties Trades Federation §
—	—	Dispute, Sick and Accident, Accident Bonus, Superannuation, Funeral, Christmas Dividend.	—	
After 4 weeks Ordinary Unemployed Benefit, members receive a grant of 20s. and go on travel, wife or nominee receiving 12s. for 4 weeks. Afterwards reduced rate of 10s. for 8 weeks and 8s. for 8 weeks.	When unemployed or sick ...	Dispute, Funeral, Fares to Jobs, Emigration.	—	
—	—	Dispute, Sick and Accident, Accident Bonus, Superannuation, Funeral, Fares to Jobs, Legal Aid.	—	
12s. gift, on starting, and 12s. per branch of Federal Union visited.	When sick ... ..	Dispute. (Funeral benefit raised partly by special levy.)	—	
20s. gift, on starting, and 12s. per branch of Federal Union visited. Ordinary Unemployed pay allowed to member's wife or nominee while he is on travel.	When sick ... ..	Dispute. (Funeral benefit raised partly by special levy.)	—	

213. Each branch has its own rules.

was 127. Each branch has its own rules.

Amalgamated Society of Gold, Silver, and Kindred Trades. This Society is a constituent of the General Federation of Trade



## ANALYSIS OF THE FINANCIAL RULES OF TRADE UNIONS WITH

[N.B.—The payments quoted are

Name of Union.	Number of Members at end of 1908.	ORDINARY <i>Regular</i> CONTRIBUTIONS.		No. of Weeks after joining Union before entitled to Unemployed and Travelling Benefits.	UNEMPLOYED					
		Per Week.	Additional <i>Regular</i> Contributions.		Weekly Amount and Duration of Ordinary Unemployed Benefit.					
					1st Period.		2nd Period.		3rd Period.	
					Rate.	Weeks.	Rate.	Weeks.	Rate.	Weeks.
		s. d.			s. d.		s. d.		s. d.	
CHAIN, NAIL, NUT AND BOLT MAKERS:—					Metal, Engineering and					
National Amalgamated Society of Nut and Bolt Makers.	500	0 6	—	26	—	—	—	—	—	—
Society of Shoe Rivet and Wire Nail Makers (Birmingham).	60	1 0	6d. per quarter to Distress Fund.	26	11 0	14	8 0	14	—	—
					If unemployed at end of Second Period case may be further considered by Committee. Members again entitled to benefit after 4 weeks.					
Block Chain Makers Association (Cradley Heath).	330	1 0	—	13	Not fixed by Rule.	13	—	—	—	—
Chain Makers and Strikers' Association.	1,260	1 0	—	When payment of Entrance Fee completed.	7 0	13	—	—	—	—
Oakengates Casters' Society.	93	0 8	—	—	—	—	—	—	—	—
Frost, Cog and Screw Makers' Society.	85	0 3	—	—	—	—	—	—	—	—
OTHER METAL TRADES:—										
Loughborough Needle Makers' Benevolent and Trade Society.	22	Not fixed by Rule.	Not fixed by Rule.	—	—	—	—	—	—	—
Amalgamated Society of Needle-makers (Nottingham).	15	Not fixed by Rule.	Not fixed by Rule.	—	—	—	—	—	—	—
Amalgamated Society of Anvil and Vice Makers.	310	0 6	—	26	5 0	12	—	—	—	—
Bedstead Workmen's Association.	1,508	0 6	—	52	10 0	13	7 0	13	—	—
					(In cases of suspension through extended holidays, &c., suspension must last 6 weeks before benefit is paid, commencing from and after the fourth week.					
Wednesfield Spring Trap Makers' Society.	3	0 3	—	—	—	—	—	—	—	—
Military Musical Instrument Makers' Trade Society.	109	0 4	—	52	15 0	13	—	—	—	—
Amalgamated Society of Anchor-smiths and Shackle Makers.	102	Not stated.	Not stated.	—	—	—	—	—	—	—
Amalgamated Forgemasters, Blacksmiths, Fork Drawers, Fork Makers and Spade Finishers' Association (Stourbridge).*	27	0 6	—	26	5 0	12	—	—	—	—
Amalgamated Fire Iron Makers' Association (Birmingham).	40	0 6	—	26	5 0	12	—	—	—	—

\* Union dissolved in 1909.

† This Federation is a constituent of the

REGARD TO UNEMPLOYED AND TRAVELLING BENEFITS—*continued.**for Ordinary Members only.]*

BENEFIT.	When exempt from Contributions through Unemployment, Sickness or Accident.	Other Benefits covered by Contributions of Members.	Organisations to which Unions contribute for certain financial benefits.
Travelling Benefit.			
<b>Shipbuilding Trades—<i>cont.</i></b>			
1s. for a bed at each branch per month.	When unemployed or sick ...	Dispute, Funeral, Emigration, Legal Aid.	Midland Counties Trades Federation.†
—	When 1st Period of benefit is exhausted, when working 3 days or less per week and when earning less than 25s. per week on piece-work.	Dispute, Sick and Accident, Superannuation, Funeral, Fares to Jobs, Distress Grants.	—
—	When unemployed ...	Dispute, Sick and Accident, Funeral, Legal Aid.	Midland Counties Trades Federation.†
—	When earning less than 7s. per week.	Dispute, Sick and Accident, Funeral, Legal Aid.	General Federation of Trade Unions.
—	—	Victim, Sick and Accident, Retirement Grant, Legal Aid. (Funeral benefit raised partly by special levy.)	Midland Counties Trades Federation.†
—	When earning less than 7s. per week through unemployment or sickness.	Dispute.	General Federation of Trade Unions.
—	—	Funeral, Sick and Accident. (Dispute benefit raised by special levy.)	—
—	When unemployed, members pay to Sick Fund only.	Funeral, Sick and Accident. (Dispute benefit raised by special levy.)	—
—	When unemployed or sick ...	Dispute, Funeral, Legal Aid.	Midland Counties Trades Federation.†
—	Contributions of 5 years' members reduced to 3d. per week when unemployed and benefit is exhausted; or when sick more than four weeks.	Dispute, Accident Bonus, Funeral.	—
—	When unemployed or sick ...	Dispute, Emigration, Legal Aid.	Midland Counties Trades Federation.†
—	—	Dispute, Superannuation, Emigration.	—
—	When sick ...	Dispute, Funeral.	General Federation of Trade Unions.
—	—	Dispute, Funeral, Emigration, Legal Aid.	Midland Counties Trades Federation.†
—	When unemployed or sick...	Dispute, Emigration, Legal Aid.	Midland Counties Trades Federation.†



## ANALYSIS OF THE FINANCIAL RULES OF TRADE UNIONS WITH

[N.B.—The payments quoted are

Name of Union,	Number of Members at end of 1908.	ORDINARY <i>Regular</i> CONTRIBUTIONS.		No. of Weeks after joining Union before entitled to Unemployed and Travelling Benefits.	UNEMPLOYED					
		Per Week.	Additional <i>Regular</i> Contributions.		Weekly Amount and Duration of Ordinary Unemployed Benefit.					
					1st Period.		2nd Period.		3rd Period.	
					Rate.	Weeks.	Rate.	Weeks.	Rate.	Weeks.
		s. d.			s. d.		s. d.		s. d.	
<b>COTTON PREPARING AND SPINNING :—</b>					<b>TEXTILE</b>					
CARD, BLOWING AND RING ROOM OPERATIVES :—					<i>Breakdowns, Fires, Failures, &amp;c. (not Bad Trade) :—</i>					
Bolton and District Card, Blowing, Ring and Throstle Room Operatives' Association.	Females, 8,706 Males, 1,258	Females 0 4 0 6 Males 0 6 0 9 1 0	— — — — —	26	6 0	6	—	—	—	—
					8 0	6	—	—	—	—
					8 0	6	—	—	—	—
					10 0	6	—	—	—	—
					10 0	6	—	—	—	—
					<i>Bad Trade :—</i>					
					10 0	13	—	—	—	—
					<i>Lock-out owing to dispute in other branches of Cotton Trade :—</i>					
					8 0	While locked out.	{ to Females paying 4d. per week contributions.			
					10 0		{ to Females paying 6d. per week contributions.			
					10 0		{ to Males paying 6d. per week contributions.			
					11 0		{ to Males paying 9d. per week contributions.			
					11 0		{ to Males paying 1s. per week contributions.			
					In case of lock-out, members paying the 1s. and 9d. scales of contributions are entitled to 1s. extra per week, 6d. scale to 9d. extra per week, and 4d. scale to 6d. extra per week, for each child under 12.					
					<i>Mill Stoppages :—</i>					
					Back Tenters and Ring Doffers.					
					4 0	6	2 0	6	—	—
					Lap Carriers, Blowing Room Operatives and all Female Members earning not less than 13s. per week.					
					8 0	6	4 0	6	—	—
					Blow Majors, Grinders, and Ring Room Jobbers.					
					10 0	6	5 0	6	—	—
					<i>Lock-out owing to dispute in other branches of Cotton Trade :—</i>					
					5 0	While lock-out lasts.	{ To Back Tenters, &c.			
					9 0		{ To Lap Carriers, &c.			
					10 0		{ To Blow Majors, &c.			
					<i>Mill Stoppages :—</i>					
					Back Tenters.					
					4 0	6	2 0	6	—	—
					Ring Spinners.					
					6 0	6	3 0	6	—	—
					Frame Tenters.					
					8 0	6	4 0	6	—	—
					(Benefit may be drawn once in 6 months)					
					<i>Lock-out owing to dispute in other branches of Cotton Trade :—</i>					
					4 0	While lock-out lasts.	{ to Back Tenters.			
					6 0		{ to Ring Spinners.			
					8 0		{ to Frame Tenters.			
					<i>Mill Stoppages :—</i>					
					Ring Spinners.					
					6 0	13	—	—	—	—
					Frame Tenters.					
					9 0	13	—	—	—	—
					Males.					
					12 0	13	—	—	—	—
					(Benefit may again be drawn after 13 weeks' interval.)					
Stockport Association of Card and Blowing Room, Ring and Throstle Spinners.	1,835	0 4 0 6 0 9	— — —	26	4 0	6	2 0	6	—	—
					8 0	6	4 0	6	—	—
					10 0	6	5 0	6	—	—
Hyde and District Card, Blowing and Ring Frame Room Operatives' Association.	2,200	0 4 0 6 0 8	— — —	26	4 0	6	2 0	6	—	—
					6 0	6	3 0	6	—	—
					8 0	6	4 0	6	—	—
					(Benefit may be drawn once in 6 months)					
					<i>Lock-out owing to dispute in other branches of Cotton Trade :—</i>					
					4 0	While lock-out lasts.	{ to Back Tenters.			
					6 0		{ to Ring Spinners.			
					8 0		{ to Frame Tenters.			
					<i>Mill Stoppages :—</i>					
					Ring Spinners.					
					6 0	13	—	—	—	—
					Frame Tenters.					
					9 0	13	—	—	—	—
					Males.					
					12 0	13	—	—	—	—
					(Benefit may again be drawn after 13 weeks' interval.)					
Heywood Card and Blowing Room and Ring Frame Operatives Association	1,550	0 6 0 9 1 0	— — —	26	6 0	13	—	—	—	—
					9 0	13	—	—	—	—
					12 0	13	—	—	—	—
					(Benefit may again be drawn after 13 weeks' interval.)					

+ The Amalgamated Association is a constituent of the

REGARD TO UNEMPLOYED AND TRAVELLING BENEFITS—*continued.*  
*for Ordinary Members only.]*

BENEFIT.			
Travelling Benefit.	When exempt from Contributions through Unemployment, Sickness or Accident.	Other Benefits covered by Contributions of Members.	Organisations to which Unions contribute for certain financial benefits.
<b>TRADES.</b>			
—	Contributions reduced to 1d. per week when not working 26 hours per week.	Dispute, Trade Accident, Accident Bonus, Fatal Accident Grant, Funeral, Emigration, Legal Aid.	Amalgamated Association of Card and Blowing Room Operatives.†
—	Contributions reduced when not working 28 hours per week.	Dispute, Trade Accident, Accident Bonus, Fatal Accident Grant, Funeral, Legal Aid.	Do
—	Contributions reduced when not working more than 30 hours per week.	Dispute, Trade Accident, Accident Bonus, Fatal Accident Grant, Retirement Grant, Funeral, Distress Grants, Legal Aid.	Do.
—	Contributions reduced when not working more than 26 hours per week.	Dispute, Trade Accident, Accident Bonus, Fatal Accident Grant, Funeral, Distress Grants, Legal Aid.	Do

General Federation of Trade Unions.



## ANALYSIS OF THE FINANCIAL RULES OF TRADE UNIONS WITH

[N.B.—The payments quoted are

Name of Union.	Number of Members at end of 1908.	ORDINARY Regular CONTRIBUTIONS.		No. of Weeks after joining Union before entitled to Unemployed and Travelling Benefits.	UNEMPLOYED						
		Per Week.	Additional Regular Contributions.		Weekly Amount and Duration of Ordinary Unemployed Benefit.						
					1st Period.		2nd Period.		3rd Period.		
					Rate.	Weeks.	Rate.	Weeks.	Rate.	Weeks.	
		s. d.			s. d.		s. d.				
Cotton Preparing and Spinning—cont.					Textile						
CARD, BLOWING AND RING ROOM OPERATIVES—cont.					Mill Stoppages :—						
Mossley Card and Blowing Room Operatives' Association.	Females, 634. Males, 156.	0 8	—	26	8 0	13	—	—	—	—	—
					(Benefit may be drawn once in 6 months.)						
					Lock-out owing to dispute in other branches of Cotton Trade :—						
					10 0	while lock-out lasts.					
					Mill Stoppages* :—						
					Back Tenters.						
Bury and District Card, Blowing and Ring Room Operatives' Association.	1,230	0 5	—	26	5 0	6	—	—	—	—	—
		0 7	—		Female Tenters, Ring Spinners, and Males earning less than £1 per week.						
		0 9	—		8 0	6	—	—	—	—	—
					Males earning not less than £1 per week.						
					10 0	6	—	—	—	—	—
					(Benefit may be drawn once in 6 months.)						
					Mill Stoppages* :—						
Blackburn District Card and Blowing Room Operatives and Ring Spinners' Association.	1,860	0 6	—	26	8 0	6	—	—	—	—	—
					(Benefit may be drawn once in 6 months.)						
					Mill Stoppages :—						
					Back Tenters and Ring Spinners.						
Macclesfield District Card and Blowing Room and Ring Spinners' Association.	170	0 4	—	26	5 0	6	—	—	—	—	—
		0 6	—		7 6	6	—	—	—	—	—
					Lock-out owing to dispute in other branches of Cotton Trade :—						
					7 0	while lock-out lasts.	to Back Tenters and Ring Spinners.				
					9 0	while lock-out lasts.	to Frame Tenters				
					Mill Stoppages (except Lock-out) :—						
					Back Tenters.						
Oldham Provincial Card and Blowing Room and Ring Frame Operatives' Association.	17,294	0 4	—	26	3 6	9	—	—	—	—	—
		0 8	—		7 0	9	—	—	—	—	—
					(Benefit may be drawn once in 6 months.)						
					General Lock-out owing to dispute in other branches of Cotton Trade :—						
					5 0	while lock-out lasts.	to Back Tenters.				
					8 0	while lock-out lasts.	to Frame Tenters				
					Lock-out at Individual Mill owing to dispute in other branches of Cotton Trade :—						
					8 0	while lock-out lasts.	to Back Tenters.				
					12 0	while lock-out lasts.	to Frame Tenters.				

\* In this case members locked out owing to disputes in other branches of the  
 † The Amalgamated Association is a constituent of the General Federation of

REGARD TO UNEMPLOYED AND TRAVELLING BENEFITS—*continued.*  
*for Ordinary Members only.]*

BENEFIT.			
Travelling Benefit.	When exempt from Contributions through Unemployment, Sickness or Accident.	Other Benefits covered by Contributions of Members.	Organisations to which Unions contribute for certain financial benefits.
<b>Trades—<i>cont.</i></b>			
—	Contributions reduced when working not more than 25 hours per week.	Dispute, Trade Accident, Accident Bonus, Fatal Accident Grant, Old Age and Incapacitation Grant, Funeral, Distress Grants, Legal Aid.	Amalgamated Association of Card and Blowing Room Operatives.†
—	Contributions reduced when receiving benefit, when working less than 28 hours per week, and when unemployed.	Dispute, Trade Accident, Accident Bonus, Fatal Accident Grant, Funeral, Legal Aid.	Do.
—	Contributions reduced when not working 26 hours per week.	Dispute, Trade Accident, Accident Bonus, Fatal Accident Grant, Funeral, Legal Aid.	Do.
—	Contributions reduced when working less than 26 hours per week, and when unemployed and not receiving benefit.	Dispute, Trade Accident, Accident Bonus, Fatal Accident Grant, Funeral, Legal Aid.	Do.
—	Contributions reduced when receiving benefit and when working less than 26 hours per week.	Dispute, Trade Accident, Accident Bonus, Fatal Accident Grant, Funeral, Legal Aid.	Do.

cotton trade receive while the lock-out lasts the same rate of benefit as for other Mill Stoppages.  
 Trade Unions.



## ANALYSIS OF THE FINANCIAL RULES OF TRADE UNIONS WITH

[N.B.—The payments quoted are

Name of Union.	Number of Members at end of 1908.	ORDINARY <i>Regular</i> CONTRIBUTIONS.		No. of Weeks after joining Union before entitled to Unemployed and Travelling Benefits.	UNEMPLOYED						
		Per Week.	Additional <i>Regular</i> Contributions.		Weekly Amount and Duration of Ordinary Unemployed Benefit.						
					1st Period.		2nd Period.		3rd Period.		
					Rate.	Weeks.	Rate.	Weeks.	Rate.	Weeks.	
		<i>s. d.</i>			<i>s. d.</i>		<i>s. d.</i>		<i>s. d.</i>		
Cotton Preparing and Spinning— <i>cont.</i>					Textile						
CARD, BLOWING AND RING ROOM OPERATIVES— <i>cont.</i>					<i>Mill Stoppages (except Lock-out) :—</i>						
Accrington District Card and Blowing Room Operatives and Ring Spinners' Association.*	1,550	0 4 0 6 0 8 1 0	} 1d. per month to Labour Representation Fund. }	} 26 }	4 0	6	—	—	—	—	—
					6 0	6	—	—	—	—	—
					8 0	6	—	—	—	—	—
					11 0	6	—	—	—	—	—
					<i>Lock-out owing to dispute in other branches of Cotton Trade :—</i>						
					4 0	} while lock-out lasts. }	to members paying 4d. per week contributions.				
					6 0		to members paying 6d. per week contributions.				
					8 0		to members paying 8d. per week contributions.				
					12 0		to members paying 1s. per week contributions.				
					In case of lock-out members paying the 1s. rate of contributions are allowed 1s. extra per week for each child under 12.						
					<i>Mill Stoppages† :—</i>						
Rochdale Card and Blowing Room Operatives and Ring Spinners' Association.	4,204	0 6	—	26	8 0	13	—	—	—	—	—
					<i>Mill Stoppages (except Lock-out) :—</i>						
South-East Lancashire Provincial Card and Blowing Room Operatives' Association.	5,392	0 4 0 6 0 9 1 0	— — — —	} 26 }	3 0	6	1 6	6	—	—	—
					4 0	6	2 0	6	—	—	—
					8 0	6	4 0	6	—	—	—
					10 0	6	5 0	6	—	—	—
					(Benefit may be drawn once in 6 months.)						
					<i>General Lock-out owing to dispute in other branches of Cotton Trade :—</i>						
					3 0	} while lock-out lasts. }	to Back Tenters.				
					5 0		to Ring Frame Tenters.				
					8 0		to Frame Tenters.				
					10 0		to Males.				
					<i>Lock-out at Individual Mill owing to dispute in other branches of Cotton Trade :—</i>						
					4 0	} while lock-out lasts. }	to Back Tenters.				
					6 0		to Ring Frame Tenters.				
					12 0		to Frame Tenters.				
					15 0		to Males.				
					<i>Mill Stoppages :—</i>						
Wigan and District Card Room Operatives, Ring Spinners' and Twist Makers-up Association.	1,778	0 4	—	Half Benefit, 13 Full Benefit, 26.	5 0	6	—	—	—	—	—
					(Benefit may be drawn once in 6 months.)						
					Members locked out owing to dispute in other branches of Cotton Trade receive while the lock-out lasts the same rate of benefit as for other Mill Stoppages plus 1s. per week for each child under 12.						

\* The rules analysed were in operation in 1905, and no intimation has been received as to whether any subsequent

† In this case members locked out owing to disputes in other branches of the cotton trade receive while the lock-out

§ The Amalgamated Association is a constituent of the General Federation of Trade Unions.

REGARD TO UNEMPLOYED AND TRAVELLING BENEFITS—*continued.*  
*for Ordinary Members only.]*

BENEFIT.			
Travelling Benefit.	When exempt from Contributions through Unemployment, Sickness or Accident.	Other Benefits covered by Contributions of Members.	Organisations to which Unions contribute for certain financial benefits.
<b>Trades—<i>cont.</i></b>			
{ —	Contributions reduced when working less than 4 days per week, and when unemployed.	Dispute, Trade Accident, Accident Bonus, Fatal Accident Grant, Funeral, Legal Aid.	Amalgamated Association of Card and Blowing Room Operatives. §
{ —	Contributions reduced when working not more than 25 hours per week, and when unemployed.	Dispute, Trade Accident, Accident Bonus, Fatal Accident Grant, Funeral, Distress Grants, Legal Aid.	Do.
{ —	Contributions reduced when unemployed or working less than 35 hours per week.	Dispute, Trade Accident, Accident Bonus, Fatal Accident Grant, Funeral, Distress Grants, Legal Aid.	Do.
{ —	Contributions reduced when unemployed and not receiving benefit or when working less than 25 hours per week.	Dispute, Trade Accident, Accident Bonus, Fatal Accident Grant, Funeral, Legal Aid.	Do.

alteration has been made.  
 lasts the same rate of benefit as for other Mill Stoppages.



## ANALYSIS OF THE FINANCIAL RULES OF TRADE UNIONS WITH

[N.B.—The payments quoted are

Name of Union	Number of Members at end of 1908.	ORDINARY Regular CONTRIBUTIONS.		No. of Weeks after joining Union before entitled to Unemployed and Travelling Benefits.	UNEMPLOYED					
					Weekly Amount and Duration of Ordinary Unemployed Benefit.					
		Per Week.	Additional Regular Contributions.		1st Period.		2nd Period.		3rd Period.	
					Rate.	Weeks.	Rate.	Weeks.	Rate.	Weeks.
		s. d.			s. d.		s. d.		s. d.	
Cotton Preparing and Spinning—cont.					Textile					
CARD, BLOWING AND RING ROOM OPERATIVES—cont.					Breakdowns, Fires, Failures, &c. (not Bad Trade):—					
Bacup and District Card, Blowing and Ring Spinners' Association.	89	0 3	—	13	6 0	4	—	—	—	—
		0 4	—		8 0	4	—	—	—	—
		0 6	—		12 0	4	—	—	—	—
Preston Card and Blowing Room and Ring Spinners' Association.	1,030	Lower Scale.	—	26	Lock-out owing to dispute in other branches of Cotton Trade:—					
		0 2½	—		5 0	while lock-out lasts.	—	—	—	—
		0 4	—		7 6		—	—	—	—
		Higher Scale.	—		Mill Stoppages* :—					
		0 4	—		Males or Females earning less than 14s per week.					
		0 6	—		5 0	8	—	—	—	—
		0 9	—		Ring Spinners and Tenters and Males earning less than £1 per week.					
			—		8 0	8	—	—	—	—
			—		Males earning not less than £1 per week.					
			—		10 0	8	—	—	—	—
Yorkshire Provincial Association of Card, Blowing and Ring Room Operatives.	156	0 6	—	26	Mill Stoppages (except Lock-out):—					
			—		6 0	9	—	—	—	—
			—		(Benefit may be drawn once in 6 months.)					
			—							
			—		Lock-out owing to dispute in other branches of Cotton Trade:—					
			—		8 0	while lock-out lasts.	—	—	—	—
Manchester and Salford Ring Spinners' Association.	268	0 2	—	26	Breakdowns, Fires, Failures, &c. (not Bad Trade):—					
		0 3	—		4 0	6	—	—	—	—
			—		6 0	6	—	—	—	—
SPINNERS :—										
Amalgamated Association of Operative Cotton Spinners, Self-Actor Minders, and Twiners of Lancashire and adjoining counties:—†† Accrington: Spinners ...	288	Not fixed by Rule.	Not fixed by Rule.	52	Breakdowns, Fires, Failures, &c. (not Bad Trade)‡ :—					
					12 6	8	—	—	—	—
					(Benefit may again be drawn after payment of 26 weeks' contributions.)					
					Lock-out† owing to dispute in other branches of Cotton Trade:—					
					3 0	Not stated.	—	—	—	—

\* In this case members locked out owing to disputes in other branches of the Cotton Trade receive while the lock-out † Members of the *Spinners' Unions* locked out owing to disputes of a general character in other branches of the for each child under 13 not working. Members unable to find work at the termination of the lock-out continue to receive at individual firms the weekly allowance is £1 plus 2s. per week for each child. Locked-out members may receive a grant ‡ The total membership of the 25 districts of the Amalgamated Association of Operative Spinners, &c., at the end § In most of the Spinners' Unions unemployed members who obtain temporary employment as labourers or pieceers sparingly extended. The rate of lock-out benefit paid by the Amalgamated Association (see † note) is also reduced

|| In addition to the 12s. 6d. and 1s. 6d. per child referred to in † note.

\* The Amalgamated Association of Card and Blowing Room Operatives is a constituent of the General Federation of

† The Preston Association subsequently seceded from the Amalgamated Association.

†† The Amalgamated Association of Operative Cotton Spinners, &c., is a constituent of the General Federation of

REGARD TO UNEMPLOYED AND TRAVELLING BENEFITS—*continued.*  
*for Ordinary Members only.]*

BENEFIT.		When exempt from Contributions through Unemployment, Sickness or Accident.	Other Benefits covered by Contributions of Members.	Organisations to which Unions contribute for certain financial benefits.
Travelling Benefit.				
Trades— <i>cont.</i>				
	—	—	Dispute, Trade Accident, Accident Bonus, Funeral, Legal Aid.	—
	—	Contributions reduced when unemployed.	Dispute, Trade Accident, Accident Bonus, Fatal Accident Grant, Funeral, Legal Aid.	Amalgamated Association of Card and Blowing Room Operatives. ¶ **
	—	Contributions reduced when not working more than 30 hours per week and not receiving benefit.		
	—	Contributions reduced when unemployed or working not more than 25 hours per week.	Dispute, Trade Accident, Accident Bonus, Fatal Accident Grant, Funeral, Legal Aid.	Amalgamated Association of Card and Blowing Room Operatives. ¶
	—		Dispute, Sick and Accident.	—
	—	When sick, and when receiving benefit.	Dispute, Trade Accident, Accident Bonus, Fatal Accident Grant, Old Age Grant, Retirement Grant, Funeral, Emigration, Legal Aid.	††

lasts the same rate of benefit as for other Mill Stoppages.

Cotton Trade receive from the Amalgamated Association, while the lock-out lasts, 12s. 6d. per week plus 1s. 6d. per week benefit for 20 weeks, after which, if still unable to find work, they are allowed a gratuity of £10. In cases of lock-outs for emigration.

of 1908, was 22,837 Spinners and 30,054 Piecers. Each district has its own Rules.

receive a smaller rate of benefit than that stated in the Table, the period of duration of the benefit usually being correspondingly shorter when members are piecing or labouring.

Trade Unions.

Trade Unions.



## ANALYSIS OF THE FINANCIAL RULES OF TRADE UNIONS WITH

[N.B.—The payments quoted are

Name of Union.	Number of Members at end of 1908.	ORDINARY <i>Regular</i> CONTRIBUTIONS.		No. of Weeks after joining Union before entitled to Unemployed and Travelling Benefits.	UNEMPLOYED						
		Per Week.	Additional <i>Regular</i> Contributions.		Weekly Amount and Duration of Ordinary Unemployed Benefit.						
					1st Period.		2nd Period.		3rd Period.		
					Rate.	Weeks.	Rate.	Weeks.	Rate.	Weeks.	
		<i>s. d.</i>			<i>s. d.</i>		<i>s. d.</i>				
Cotton Preparing and Spinning— <i>cont.</i>					Textile						
Amalgamated Association of Operative Cotton Spinners, Self-Actor Minders, and Twiners of Lancashire and adjoining counties— <i>cont.*</i>											
Accrington— <i>cont.</i>											
Piecers ... ..	144	0 4 0 6	—	13	<i>Mill Stoppages:—</i> 7 0   8 — — — — 10 0   8 — — — — (Benefit may again be drawn after payment of 26 weeks' contributions.) <i>Lock-out:—</i> 3 6   { Until 13 weeks after end of lock-out. } — — — — 6 0   — — — — 9 0   — — — —						
Ashton-under-Lyne: Spinners ... ..					1,182 1 6 1s. per year to Permanent and Fatal Accident Fund. 26						
Piecers ... ..	1,220	0 4	—		Half Benefit, 13 Full Benefit, 26.						
					<i>Mill Stoppages† (except Lock-out)*:—</i> 10 0   13 7 0   13 — — — — <i>Mill Stoppages:—</i> 6 0   13 — — — — <i>Lock-out owing to general dispute in other branches of Textile Trades:—</i> 3 0   Not stated. — — — — 6 0   — — — — <i>Lock-out owing to dispute in individual firm in other branches of Textile Trades:—</i> 4 6   Not stated. — — — — 9 0   — — — —						
Ashton Twiners: Twiners ... ..					84 1 6 2s. per year to Accident Fund. 26						
Piecers ... ..	200	0 3	—	26	<i>Mill Stoppages† (except Lock-out)*:—</i> 10 0   13 plus 1s. for each child under 12. — — — — <i>Mill Stoppages:—</i> 5 0   13 — — — — <i>Lock-out owing to dispute in other branches of Textile Trades:—</i> 6 0   { Until 6 weeks after end of lock-out. } — — — —						
Bamber Bridge: Spinners ... ..					132 1 0 — 26						
					<i>Mill Stoppages† (except Lock-out)*:—</i> 10 0   10 5 0   5 — — — — (Benefit may again be drawn after payment of 26 weeks' contributions.)						

\* Members of the *Spinners' Unions* locked out owing to disputes of a *general* character in other branches of the for each child under 13 not working. Members unable to find work at the termination of the lock-out continue to receive at *individual* firms the weekly allowance is £1 plus 2s. per week for

† In most of the *Spinners' Unions* unemployed members who obtain temporary employment as labourers or piecers pending extended. The rate of Lock-out Benefit paid by the Amalgamated

‡ The Amalgamated Association of Operative Cotton Spinners, &c., is a constituent of the General Federation of

REGARD TO UNEMPLOYED AND TRAVELLING BENEFITS—*continued.*  
for Ordinary Members only.]

BENEFIT.	When exempt from Contributions through Unemployment, Sickness or Accident.	Other Benefits covered by Contributions of Members.	Organisations to which Unions contribute for certain financial benefits.
Travelling Benefit.			
<b>Trades—cont.</b>			
—	When not working 35 hours per week.	Dispute, Trade Accident, Accident Bonus, Fatal Accident Grant, Retirement Grant, Funeral.	†
—	When unemployed or sick. Contributions reduced when working short time.	Dispute, Trade Accident, Accident Bonus, Fatal Accident Grant, Retirement Grant, Funeral, Emigration, Legal Aid.	†
—	When working less than 28 hours per week.	Dispute, Trade Accident.	†
—	When unemployed or sick. Contributions reduced when working short time.	Dispute, Trade Accident, Accident Bonus, Fatal Accident Grant, Retirement Grant, Funeral, Emigration, Legal Aid.	†
—	When working not more than 10 hours per week.	Dispute.	†
—	When unemployed or sick. Contributions reduced when working short time.	Dispute, Trade Accident, Accident Bonus, Fatal Accident Grant, Retirement Grant, Legal Aid.	†

Cotton Trade receive from the Amalgamated Association, while the lock-out lasts, 12s. 6d. per week plus 1s. 6d. per week benefit for 20 weeks, after which, if still unable to find work, they are allowed a gratuity of £10. In cases of lock outs each child. Locked-out members may receive a grant for emigration. receive a smaller rate of benefit than that stated in the Table, the period of duration of the benefit usually being corresponding. Association (see \* note) is also reduced when members are piecing or labouring. Trade Unions.



## ANALYSIS OF THE FINANCIAL RULES OF TRADE UNIONS WITH

[N.B.—The payments quoted are

Name of Union.	Number of Members at end of 1908.	ORDINARY <i>Regular</i> CONTRIBUTIONS.		No. of Weeks after joining Union before entitled to Unemployed and Travelling Benefits.	UNEMPLOYED					
					Weekly Amount and Duration of Ordinary Unemployed Benefit.					
		Per Week.	Additional <i>Regular</i> Contributions.		1st Period.		2nd Period.		3rd Period.	
					Rate.	Weeks.	Rate.	Weeks.	Rate.	Weeks.
		s. d.			s. d.		s. d.		s. d.	
Cotton Preparing and Spinning— <i>cont.</i>					Textile					
Amalgamated Association of Operative Cotton Spinners, Self-Actor Minders, and Twiners of Lancashire and adjoining counties— <i>cont.</i> * Blackburn :					Unemployed† (except Lock-out)* :—					
Spinners ...	1,458	Not fixed by Rule.	Not fixed by Rule.	Half Benefit, 26 Full Benefit, 52.	10 0	14	—	—	—	—
Piecers ...	614	0 4	—	Half Benefit, 26 Full Benefit, 52.	Unemployed (except Stoppages) :—					
					8 0	Not stated.	—	—	—	—
					6 0	8	3 0	6	—	—
					Temporary Stoppages :—					
					7 0	Not stated.	—	—	—	—
					Lock-out :—					
					Unemployed (except Stoppages), including Lock-out :—					
		0 6	—		10 0	Not stated.	—	—	—	—
					Temporary Stoppages :—					
					8 0	8	4 0	6	—	—
Bollington Fine : Spinners ...	78	1 0	—	26	Unemployed† (except Lock-out)* :—					
					10 0	5	—	—	—	—
					(Benefit may again be drawn after payment of 26 weeks' contributions.)					
Bolton : Spinners ...	5,483	1s. to General Fund. 6d. to Superannuation Fund.		52	Unemployed† (except Lock-out)* :—					
					10 0	32	—	—	—	—
Piecers ...	11,291	0 2	—	13	Breakdowns, Fires, Failures, &c. (not Bad Trade) :—					
					5 0	13	—	—	—	—
					(Benefit may again be drawn after payment of 13 weeks' contributions.)					
Bury and Elton : Spinners ...	281	1 6	1s. per year to Accident Fund. 1s. per year to Hospital Saturday Fund.	52	Unemployed† (except Lock-out)* :—					
					10 0	20	—	—	—	—
					plus 1s. for each child under 13.					

\* Members of the Spinners' Unions locked out owing to disputes of a general character in other branches of the for each child under 13 not working. Members unable to find work at the termination of the lock-out continue to receive at individual firms the weekly allowance is £1 plus 2s. per week for

† In most of the Spinners' Unions unemployed members who obtain temporary employment as labourers or piecers pending extended. The rate of Lock-out Benefit paid by the Amalgamated

‡ The Amalgamated Association of Operative Cotton Spinners, &c., is a constituent of the General Federation of

## REGARD TO UNEMPLOYED AND TRAVELLING BENEFITS—continued.

for Ordinary Members only.]

BENEFIT.			
Travelling Benefit.	When exempt from Contributions through Unemployment, Sickness or Accident.	Other Benefits covered by Contributions of Members.	Organisations to which Unions contribute for certain financial benefits.
<b>Trades—cont.</b>			
—	When unemployed and not entitled to benefit, and when working less than 30 hours per week.	Dispute, Trade Accident, Accident Bonus, Fatal Accident Grant, Old Age Grant, Retirement Grant, Funeral, Removal, Emigration, Legal Aid.	†
—	When working less than 3 days per week.	Dispute, Trade Accident, Funeral.	†
—	When off work 26 hours in any 1 week.	Dispute, Accident Bonus, Fatal Accident Grant, Retirement Grant, Funeral, Legal Aid.	†
—	When unemployed and benefit is exhausted. Contributions reduced to 1s. per week when unemployed or sick. Contributions reduced when working short time.	Dispute, Trade Accident, Accident Bonus, Fatal Accident Grant, Superannuation, Old Age Grant, Retirement Grant, Funeral, Emigration, Distress Grants, Legal Aid.	†
—	—	Dispute, Funeral.	†
—	When receiving unemployed benefit and when sick. Contributions reduced when working short time, and when unemployed and benefit is exhausted.	Dispute, Trade Accident, Accident Bonus, Fatal Accident Grant, Old Age Grant, Retirement Grant, Funeral, Emigration, Legal Aid.	†

Cotton Trade receive from the Amalgamated Association, while the lock-out lasts, 12s. 6d. per week plus 1s. 6d. per week benefit for 20 weeks, after which, if still unable to find work, they are allowed a gratuity of £10. In cases of lock-outs each child. Locked-out members may receive a grant for emigration. receive a smaller rate of benefit than that stated in the Table, the period of duration of the benefit usually being corresponding (see \* note) is also reduced when members are piecing or labouring. Trade Unions.



## ANALYSIS OF THE FINANCIAL RULES OF TRADE UNIONS WITH

[N.B.—The payments quoted are

Name of Union.	Number of Members at end of 1908.	ORDINARY <i>Regular</i> CONTRIBUTIONS.		No. of Weeks after joining Union before entitled to Unemployed and Travelling Benefits.	UNEMPLOYED					
					Weekly Amount and Duration of Ordinary Unemployed Benefit.					
		Per Week.	Additional <i>Regular</i> Contributions.		1st Period.		2nd Period.		3rd Period.	
					Rate.	Weeks.	Rate.	Weeks.	Rate.	Weeks.
		s. d.			s. d.		s. d.		s. d.	
<b>Cotton Preparing and Spinning—cont.</b>					<b>Textile</b>					
Amalgamated Association of Operative Cotton Spinners, Self - Actor Minders, and Twiners of Lancashire and adjoining counties— <i>cont.*</i> Bury and Elton— <i>cont.</i>										
Piecers ...	570	Creelers, 0 1	—	26	5 0	Until 6 weeks after end of lock-out.	Lock-out :—			
		Piecers, 0 2	—		8 0		—	—	—	—
Darwen : Spinners ...	177	1 0	—	52	10 0   13 plus 1s. for each child under 11.		5 0   13 plus 6d. for each child under 11.		—	—
					Breakdowns, Fires, Failures, Lock-out, &c. (not Bad Trade) :—					
Piecers ...	112	0 2	—	Lock-out, 13 Unem- ployed, 26.	3 0	Not stated.	—	—	—	—
		0 4	—		6 0		—	—	—	—
Droylsden : Spinners ...	135	1 6	—	26	Unemployed† (not Mill Stoppages) :—					
					10 0   13   7 0   13	plus 1s. for each child under 14 years.				
					Mill Stoppages‡ (except Lock-out)* :—					
					10 0   13   7 0   13	—				
					Breakdowns, Fires, Failures, &c. (not Bad Trade) :—					
Piecers ...	110	0 3	—	Half Benefit, 13 Full Benefit, 26.	4 0   13	Not stated.	—	—	—	—
					5 0		—	—	—	—
Haslingden : Spinners ...	65	1 3	—	52	Unemployed† (except Lock-out) :—					
					10 0   8	—				
					Unemployed :—					
Huddersfield : Spinners ...	180	Not fixed by Rule.	Not fixed by Rule.	26	10 0   13 plus 1s. for each child under 13.	—				
					(Benefit may again be drawn after 26 weeks' interval.)					
					Mill Stoppages :—					
Piecers ...	40	0 2	—	26	5 0   6	Lock-out :—				
					Not stated.	Until six weeks after end of lock-out.	—	—	—	—

\* Members of the Spinners' Unions locked out owing to disputes of a general character in other branches of the for each child under 13 not working. Members unable to find work at the termination of the lock-out continue to receive at individual firms the weekly allowance is £1 plus 2s. per week for

† In most of the Spinners' Unions unemployed members who obtain temporary employment as labourers or piecers pending extended. The rate of Lock-out Benefit paid by the Amalgamated

‡ The Amalgamated Association of Operative Cotton Spinners, &c., is a constituent of the General Federation of

REGARD TO UNEMPLOYED AND TRAVELLING BENEFITS—*continued.**for Ordinary Members only.]*

BENEFIT.			
Travelling Benefit.	When exempt from Contributions through Unemployment, Sickness or Accident.	Other Benefits covered by Contributions of Members.	Organisations to which Unions contribute for certain financial benefits.
<i>Trades—cont.</i>			
}	—	Dispute, Trade Accident, Fatal Accident Grant.	†
}	—	Dispute, Trade Accident, Accident Bonus, Fatal Accident Grant, Old Age Grant, Retirement Grant, Funeral, Removal, Emigration, Legal Aid.	†
}	—	Dispute, Trade Accident, Funeral.	†
}	—	Dispute, Trade Accident, Accident Bonus, Fatal Accident Grant, Retirement Grant, Funeral, Removal, Emigration, Legal Aid.	†
}	—	Dispute.	†
}	—	Dispute, Trade Accident, Accident Bonus, Fatal Accident Grant, Old Age Grant, Retirement Grant, Funeral, Removal, Emigration, Legal Aid.	†
}	—	Dispute, Trade Accident, Accident Bonus, Fatal Accident Grant, Old Age Grant, Retirement Grant, Funeral, Removal, Emigration, Legal Aid.	†
}	—	Dispute.	†

Cotton Trade receive from the Amalgamated Association, while the lock-out lasts, 12s. 6d. per week plus 1s. 6d. per week benefit for 20 weeks, after which, if still unable to find work, they are allowed a gratuity of £10. In cases of lock-outs each child. Locked-out members may receive a grant for emigration. receive a smaller rate of benefit than that stated in the Table, the period of duration of the benefit usually being corresponding (see \* note) is also reduced when members are piecing or labouring. Trade Unions.



## ANALYSIS OF THE FINANCIAL RULES OF TRADE UNIONS WITH

[N.B.—The payments quoted are

Name of Union.	Number of Members at end of 1908.	ORDINARY <i>Regular</i> CONTRIBUTIONS.		No. of Weeks after joining Union before entitled to Unemployed and Travelling Benefits.	UNEMPLOYED					
		Per Week.	Additional <i>Regular</i> Contributions.		Weekly Amount and Duration of Ordinary Unemployed Benefit.					
					1st Period.		2nd Period.		3rd Period.	
					Rate.	Weeks.	Rate.	Weeks.	Rate.	Weeks.
		s. d.			s. d.			s. d.		
Cotton Preparing and Spinning— <i>cont.</i>					Textile					
Amalgamated Association of Operative Cotton Spinners, Self - Actor Minders, and Twiners of Lancashire and adjoining counties— <i>cont.</i> * Hyde :					<i>Unemployed†</i> :—					
Spinners ...	800	1 0	—	26	10 0	20	—	—	—	—
					plus 1s. for each child under 13. (Benefit may again be drawn after working 20 weeks.)					
					<i>Lock-out‡</i> owing to dispute in other branches of Cotton Trade :—					
					2 0	while lock-out lasts.	—	—	—	—
					<i>Breakdowns, Fires, Failures, &amp;c. (not Bad Trade) :—</i>					
Piecers ...	906	0 4	—	13	6 0	20	—	—	—	—
					(Benefit may again be drawn after working 20 weeks.)					
					<i>Lock-out :—</i>					
					6 0	Until six weeks after end of lock-out.	—	—	—	—
Lancaster : Spinners ...					<i>Mill Stoppages† (except Lock-out)* :—</i>					
	45	1 0	—	52	10 0	8	—	—	—	—
					<i>Lock-out owing to dispute in other branches of Cotton Trade :—</i> (See * note.)					
Macclesfield : Spinners ...										
	44	0 9	—	26						
Mossley : Spinners ...					<i>Unemployed† (except Lock-out)* :—</i>					
	707	1 6	Half-yearly contribution to Hospital Fund (amount not fixed).	26	10 0	20	—	—	—	—
					plus 1s. for each child under 12.					
Piecers ...					<i>Mill Stoppages :—</i>					
	1,113	Not fixed by Rule.	Half-yearly contribution to Hospital Fund (amount not fixed).	26	5 0	not fixed.	—	—	—	—
					(Benefit may again be drawn after working 26 weeks.)					
Oldham : Spinners ...					<i>Unemployed† (except Lock-out)* :—</i>					
	8,228	1 0	2s. per year to Contingent Fund.	26	10 0	18	—	—	—	—
					plus 1s. for each child under 12.					

\* Members of the *Spinners' Unions* locked out owing to disputes of a *general* character in other branches of the for each child under 13 not working. Members unable to find work at the termination of the lock-out continue to receive at *individual* firms the weekly allowance is £1 plus 2s. per week for

† In most of the *Spinners' Unions* unemployed members who obtain temporary employment as labourers or piecers pending extended. The rate of Lock-out Benefit paid by the Amalgamated

‡ In addition to Amalgamation Benefit for which see \* note.

§ The Amalgamated Association of Operative Cotton Spinners, &c., is a constituent of the General Federation of

REGARD TO UNEMPLOYED TRAVELLING BENEFITS—*continued.**for Ordinary Members only.]*

BENEFIT.	When exempt from Contributions through Unemployment, Sickness or Accident.	Other Benefits covered by Contributions of Members.	Organisations to which Unions contribute for certain financial benefits.
Travelling Benefit			
<i>Trades—cont.</i>			
—	When receiving benefit (except when labouring). Contributions reduced when working short time or labouring, and when unemployed and benefit is exhausted.	Dispute, Trade Accident, Accident Bonus, Fatal Accident Grant, Old Age Grant, Retirement Grant, Funeral, Emigration, Legal Aid.	
—	When not working three days in any week.	Dispute, Trade Accident.	
—	When piecing or labouring. Contributions reduced when working short time.	Dispute, Trade Accident, Accident Bonus, Fatal Accident Grant, Old Age Grant, Funeral, Removal, Legal Aid.	
—	When unemployed. Contributions reduced when working not more than 36 hours per week.	Dispute, Trade Accident, Accident Bonus, Fatal Accident Grant, Funeral, Retirement Grant, Legal Aid.	
—	When working less than 28 hours per week. Contributions reduced when working 28 and less than 40 hours per week, and when labouring or piecing after benefit is exhausted, also if unemployed more than 10 weeks after benefit is exhausted.	Dispute, Trade Accident, Accident Bonus, Fatal Accident Grant, Old Age Grant, Retirement Grant, Emigration, Legal Aid.	
—	When working less than 28 hours per week.	Dispute, Trade Accident.	
—	When receiving unemployed benefit. When working less than 10 hours per week at labouring or piecing. Contributions reduced when unemployed and benefit is exhausted.	Dispute, Trade Accident, Accident Bonus, Fatal Accident Grant, Retirement Grant, Funeral, Emigration, Sick Grants, Medical Aid, Legal Aid.	

Cotton Trade receive from the Amalgamated Association, while the lock-out lasts, 12s. 6d. per week plus 1s. 6d. per week benefit for 20 weeks, after which, if still unable to find work, they are allowed a gratuity of £10. In cases of lock-outs each child. Locked-out members may receive a grant for emigration. receive a smaller rate of benefit than that stated in the Table, the period of duration of the benefit usually being corresponding. Association (see \* note) is also reduced when members are piecing or labouring. Trade Unions.



## ANALYSIS OF THE FINANCIAL RULES OF TRADE UNIONS WITH

[N.B.—The payments quoted are

Name of Union.	Number of Members at end of 1908.	ORDINARY <i>Regular</i> CONTRIBUTIONS.		No. of Weeks after joining Union before entitled to Unemployed and Travelling Benefits	UNEMPLOYED						
		Per Week.	Additional <i>Regular</i> Contributions.		Weekly Amount and Duration of Ordinary Unemployed Benefit.						
					1st Period.		2nd Period.		3rd Period.		
					Rate.	Weeks.	Rate.	Weeks.	Rate.	Weeks.	
		<i>s. d.</i>			<i>s. d.</i>		<i>s. d.</i>				
Cotton Preparing and Spinning— <i>cont.</i>					Textile						
Amalgamated Association of Operative Cotton Spinners, Self - Actor Minders, and Twiners of Lancashire and adjoining counties— <i>cont.</i> * Oldham— <i>cont.</i>											
Piecers ...	10,449	0 3	—	Half Benefit, 13 Full Benefit, 26.	6 0	13	—	—	—	—	—
					6 0	until 6 weeks after end of lock-out.	—	—	—	—	—
Preston : Spinners ...	803	1 0	—	52	Unemployed† (except Lock-out)*:—						
					10 0	10	5 0	10	—	—	—
					Mill Stoppages:—						
Piecers ...	813	0 2	—	26	4 0	5	—	—	—	—	—
					(Benefit may again be drawn after payment of 26 weeks contributions.)						
					Lock-out:—						
					5 0	until 5 weeks after end of lock-out.	—	—	—	—	—
Rochdale : Spinners ...	915	1 8	—	52	Unemployed† (except Lock-out)*:—						
					10 0	20 plus 1s. for each child under 12.	—	—	—	—	—
					Unemployed† (except Lock-out)*:—						
Stalybridge : Spinners ...	530	1 6	1s. per year to Permanent Accident Fund.	26	10 0	13	5 0	13	—	—	—
					(Benefit may again be drawn after working 13 weeks.)						
					Mill Stoppages:—						
Piecers ...	760	0 4	—	Half Benefit, 13 Full Benefit, 26.	6 0	13	—	—	—	—	—
					6 0	Until 6 weeks after end of lock-out.	—	—	—	—	—
Stockport : Spinners ...	366	1 0	—	26	Unemployed† (except Lock-out)*:—						
					10 0	13 plus 1s. for each child under 13.	—	—	—	—	—
					(Benefit may again be drawn after payment of 26 weeks' contributions.)						
					Breakdowns, Fires, Failures, &c. (not Bad Trade):—						
Piecers ...	340	0 2	—	26	5 0	6	—	—	—	—	—
					Lock-out owing to dispute in other branches of Cotton Trade:—						
					6 0	Not stated.	—	—	—	—	—

\* Members of the Spinners' Unions locked out owing to disputes of a general character in other branches of the for each child under 13 not working. Members unable to find work at the termination of the lock-out continue to receive at individual firms the weekly allowance is £1 plus 2s. per week for

† In most of the Spinners' Unions unemployed members who obtain temporary employment as labourers or piecers pending extended. The rate of Lock-out Benefit paid by the Amalgamated

‡ The Amalgamated Association of Operative Cotton Spinners, &c., is a constituent of the General Federation of

REGARD TO UNEMPLOYED AND TRAVELLING BENEFITS—*continued.*  
for Ordinary Members only.]

BENEFIT.			
Travelling Benefit.	When exempt from Contributions through Unemployment, Sickness or Accident.	Other Benefits covered by Contributions of Members.	Organisations to which Unions contribute for certain financial benefits.
<b>Trades—cont.</b>			
—	When not working 10 hours per week.	Dispute.	+
—	Contributions reduced when working short time.	Dispute, Trade Accident, Accident Bonus, Fatal Accident Grant, Disablement Grant, Old Age Grant, Retirement Grant, Removal, Emigration, Legal Aid.	+
—	When not working 3 days per week.	Dispute, Trade Accident, Fatal Accident Grant.	+
—	Contributions reduced when unemployed or sick and not receiving benefit, and when working short time.	Dispute, Trade Accident, Accident Bonus, Fatal Accident Grant, Old Age Grant, Retirement Grant, Funeral, Emigration, Distress Grants, Legal Aid.	+
—	When receiving unemployed benefit. Contributions reduced when working short time or labouring.	Dispute, Trade Accident, Accident Bonus, Fatal Accident Grant, Old Age Grant, Retirement Grant, Funeral, Emigration, Legal Aid.	+
—	When not working more than 28 hours per week.	Dispute, Trade Accident, Accident Bonus.	+
—	When unemployed or sick. When piecing or labouring. Contributions reduced when working less than 36 hours per week.	Dispute, Trade Accident, Accident Bonus, Fatal Accident Grant, Old Age Grant, Retirement Grant, Funeral, Emigration, Special Grants, Legal Aid.	+
—	When not working 20 hours per week.	Dispute, Trade Accident, Funeral.	+

Cotton Trade receive from the Amalgamated Association, while the lock-out lasts, 12s. 6d. per week plus 1s. 6d. per week-benefit for 20 weeks, after which, if still unable to find work, they are allowed a gratuity of £10. In cases of lock-outs each child. Locked-out members may receive a grant for emigration. Locked-out members receive a smaller rate of benefit than that stated in the Table, the period of duration of the benefit usually being correspondingly reduced when members are piecing or labouring. Trade Unions.



## ANALYSIS OF THE FINANCIAL RULES OF TRADE UNIONS WITH

[N.B.—The payments quoted are

Name of Union.	Number of Members at end of 1908.	ORDINARY <i>Regular</i> CONTRIBUTIONS.		No. of Weeks after joining Union before entitled to Unemployed and Travelling Benefits.	UNEMPLOYED						
		Per Week.	Additional <i>Regular</i> Contributions.		Weekly Amount and Duration of Ordinary Unemployed Benefit.						
					1st Period.		2nd Period.		3rd Period.		
					Rate.	Weeks.	Rate.	Weeks.	Rate.	Weeks.	
		<i>s. d.</i>			<i>s. d.</i>		<i>s. d.</i>		<i>s. d.</i>		
Cotton Preparing and Spinning— <i>cont.</i>					Textile						
Amalgamated Association of Operative Cotton Spinners, Self-Actor Minders, and Twiners of Lancashire and adjoining counties— <i>cont.</i> * Warrington : Spinners ...	10	1 0	—	52	Unemployed† (except Lock-out)* :— 10 0   13    5 0   13    —    —						
Wigan : Spinners ...	33	1 2	—	26	Unemployed† (except Lock-out)* :— 10 0   13 plus 1s. for each child under 12.						
COTTON WEAVING :—											
OVERLOOKERS.					Mill Stoppages* :—						
Blackburn and District Amalgamated Power Loom Overlookers' Provident Association.†§	1,415	1 0	—	26	20 0   13    10 0   13    —    —						
Darwen and District Power Loom Overlookers' Provident Association.	400	Not stated.	Not stated.	26	14 0   13    7 0   13    —    — (Benefit may again be drawn after working 16 weeks.)						
National Association of Power Loom Overlookers.‡	590	0 9	5d. per week to Superannuation Fund.	52	10 6   13    7 6   13    5 0   26						
Church and Oswaldtwistle Power Loom Overlookers' Friendly Society.‡	81	0 7½	—	52	15 0   8 * 7 6   8    —    — Lock-out† owing to dispute in other branches of Cotton Trade :— 15 0   While lock-out lasts.    —    —    —    —						
Heywood and District Power Loom Overlookers' Society.‡	82	0 9	—	52	10 0   13    5 0   13    —    — Lock-out† owing to dispute in other branches of Cotton Trade :— 6 0   52    —    —    —    —						
Oldham Association of Power Loom Overlookers.‡	199	1 0	—	26	10 0   13    5 0   13    —    — Plus 1s. for each child under 11. Case may then be considered by Committee. (Benefit may again be drawn after working 20 weeks.)						
Bolton and District Power Loom Overlookers' Trade, Sick and Burial Association.‡	342	Not fixed by Rule.	3d. per week to Sick Fund, 3d. per week to Superannuation Fund.	52	10 0   13    7 6   13    5 0   26						

\* Members of the Spinners' Unions locked out owing to disputes of a general character in other branches of the for each child under 13 not working. Members unable to find work at the termination of the lock-out continue to receive at individual firms the weekly allowance is £1 plus 2s. per week for

† In most of the Spinners' Unions unemployed members who obtain temporary employment as labourers or piecers pondingly extended. The rate of lock-out benefit paid by the Amalgamated

‡ In cases of lock-out caused by disputes in other branches of the Textile Trades members receive, in addition to the Benefit is the same as that

§ The Rules analysed were in operation in 1907, and no intimation has been received as to whether any subsequent

|| The Amalgamated Association of Operative Cotton Spinners, &c., is a constituent of the General Federation of

¶ The General Union is a constituent of the General Federation of Trade Unions.

REGARD TO UNEMPLOYED AND TRAVELLING BENEFITS—*continued.*  
*for Ordinary Members only.*

BENEFIT.			
Travelling Benefit.	When exempt from Contributions through Unemployment, Sickness or Accident.	Other Benefits covered by Contributions of Members.	Organisations to which Unions contribute for certain financial benefits.
<b>Trades—cont.</b>			
—	When sick. Contributions reduced when working not more than 3 days per week.	Dispute, Funeral.	
—	When not working 3 days per week. Contributions reduced by half when working 3 days per week.	Dispute, Trade Accident, Accident Bonus, Fatal Accident Grant, Funeral, Legal Aid.	
—	When unemployed. Contributions reduced to 6d. when earning less than 25s. per week.	Dispute, Sick and Accident, Accident Bonus, Fatal Accident Grant, Benevolent Grants, Refreshments on meeting nights.	General Union of Associations of Loom Overlookers.¶
—	When unemployed ...	Dispute, Accident Bonus, Fatal Accident Grant, Funeral.	—
—	When sick for two or more weeks. Contributions reduced when unemployed and when earning less than £4 in four consecutive weeks.	Dispute, Superannuation, Funeral, Fares to Jobs.	General Union of Associations of Loom Overlookers.¶
—	When sick for two or more weeks.	Dispute, Funeral.	Do.
—	When sick. Contributions reduced when unemployed and benefit is exhausted, and when working not more than 40 hours per week for one month or more.	Dispute, Funeral, Fares to Jobs.	Do.
—	When sick. Contributions reduced when average weekly earnings in any month are not more than 20s.	Dispute, Accident Bonus, Retirement Grant, Legal Aid.	Do.
—	—	Dispute, Sick and Accident, Accident Bonus, Superannuation, Retirement Grant, Funeral, Legal Aid.	Do.

Cotton Trade receive from the Amalgamated Association, while the lock-out lasts, 12s. 6d. per week plus 1s. 6d. per week benefit for 20 weeks, after which, if still unable to find work, they are allowed a gratuity of £10. In cases of lock-outs each child. Looked-out members may receive a grant for emigration. receive a smaller rate of benefit than that stated in the Table, the period of duration of the benefit usually being corresponding to the duration of the lock-out. The benefit of the Association (see \* note) is also reduced when members are piecing or labouring. amounts given in the Table, 10s. per week for 52 weeks from the General Union. Where not otherwise stated, local Lock-out for other stoppages. alteration has been made. Trade Unions.



## ANALYSIS OF THE FINANCIAL RULES OF TRADE UNIONS WITH

[N.B.—The payments quoted are

Name of Union.	Number of Members at end of 1908.	ORDINARY <i>Regular</i> CONTRIBUTIONS.		No. of Weeks after joining Union before entitled to Unemployed and Travelling Benefits.	UNEMPLOYED					
					Weekly Amount and Duration of Ordinary Unemployed Benefit.					
		Per Week.	Additional <i>Regular</i> Contributions.		1st Period.		2nd Period.		3rd Period.	
					Rate.	Weeks.	Rate.	Weeks.	Rate.	Weeks.
		<i>s. d.</i>			<i>s. d.</i>		<i>s. d.</i>		<i>s. d.</i>	
Textil										
Cotton Weaving— <i>cont.</i>					<i>Breakdowns, Fires, Failures, &amp;c., and Lock-out* owing to dispute in other branches of Cotton Trade (not Bad Trade) :—</i>					
OVERLOOKERS— <i>cont.</i>										
Stalybridge and District Power Loom Overlookers' Association.*	83	0 9	—	26	12 6	13	7 6	13	—	—
Ashton-under-Lyne and District Power Loom Overlookers' Association.*	167	0 9	—	26	<i>Breakdowns, Fires, Failures, &amp;c., and Lock-out owing to dispute in other branches of Cotton Trade (when not receiving benefit from Amalgamation) :—</i> 15 0   13   7 6   13   —   — <i>Lock-out* owing to dispute in other branches of Cotton Trade (when receiving benefit from Amalgamation) :—</i> 10 0   Not stated.   —   —   —   —					
Hyde and District Power Loom Overlookers' Association.*	110	3 0 per month.	—	26	12 0	13	6 0	13	—	—
					<i>Lock-out* owing to dispute in other branches of Cotton Trade :—</i> 12 0   While lock-out lasts.   —   —   —   —					
Preston and District Power Loom Overlookers' Association.*	654	0 9	6d. per week to Superannuation Fund.	52	<i>Breakdowns, Fires, Failures, &amp;c., and Lock-out* owing to dispute in other branches of Cotton Trade (not Bad Trade) :—</i> 12 6   13   —   —   —   —					
Radcliffe and District Power Loom Overlookers' Society.*	102	Not fixed by Rule.	Not fixed by Rule.	52	10 0	6 4th Period. 4 0   13	8 0	6	6 0	8
					<i>Lock-out* owing to dispute in other branches of Cotton Trade :—</i> 5 0   While lock-out lasts.   —   —   —   —					
Accrington and District Power Loom Overlookers' Society.*	128	0 7½	—	52	10 0	13	5 0	13	—	—
Chorley and District Power Loom Overlookers' Association.*	176	0 9	—	13 months	<i>Lock-out* owing to dispute in other branches of Cotton Trade :—</i> 12 0   13   6 0   13   —   — 5 0   26   —   —   —   — Case then considered by Committee.					
Bamber Bridge Power Loom Overlookers' Association.*	83	0 6	—	13 months	<i>Lock-out* owing to dispute in other branches of Cotton Trade :—</i> 10 0   13   7 6   13   5 0   26 Same as above.					
Colne and District Power Loom Overlookers' Association.*	318	0 9	—	26	12 6	13	7 6	13	5 0	26
					<i>Lock-out* owing to dispute in other branches of Cotton Trade :—</i> Same as above.					

\* In cases of lock-out caused by disputes in other branches of the Textile Trades members receive, in addition to the Benefit is the same as

† The General Union is a constituent of the General Federation of Trade Unions.

REGARD TO UNEMPLOYED AND TRAVELLING BENEFITS—*continued.*  
*for Ordinary Members only.]*

BENEFIT.	When exempt from Contributions through Unemployment, Sickness or Accident.	Other Benefits covered by Contributions of Members.	Organisations to which Unions contribute for certain financial benefits.
Travelling Benefit.			
<b>Trades—cont.</b>			
—	When sick for 4 weeks or more, and when unemployed and not entitled to benefit. Contributions reduced when receiving unemployed benefit and when average weekly earnings in any month are less than 20s.	Dispute, Accident Bonus, Fatal Accident Grant, Retirement Grant, Funeral, Legal Aid.	General Union of Associations of Loom Overlookers.†
—	When unemployed and not receiving maximum rate of benefit or not entitled to benefit. When average weekly earnings in any month are less than 20s. When sick for 4 weeks or more.	Dispute, Accident Bonus, Fatal Accident Grant, Retirement Grant, Funeral Legal Aid.	Do.
—	When unemployed and not receiving maximum rate of benefit. When sick for 3 weeks or more. Contributions reduced when working not more than 42 hours per week for four weeks.	Dispute, Retirement Grant, Funeral.	Do.
—	When sick. Contributions reduced when unemployed and not entitled to benefit and when average weekly earnings in any month are less than 20s.	Dispute, Superannuation, Funeral, Legal Aid.	Do.
—	When sick ... ..	Dispute, Accident Bonus, Fatal Accident Grant, Funeral, Legal Aid.	Do.
—	Contributions reduced when unemployed or sick for four consecutive weeks.	Dispute, Accident Bonus, Fatal Accident Grant, Funeral, Legal Aid.	Do.
—	When unemployed or sick. When average weekly earnings in any month are less than 20s.	Dispute, Incapacitation and Old Age Grants, Fares to Jobs.	Do.
—	When unemployed or sick for two weeks. When average weekly earnings in any month are less than 16s.	Dispute.	Do.
—	When unemployed or sick. When average weekly earnings in any month are less than 20s.	Dispute, Sick, Trade Accident, Accident Bonus, Fatal Accident Grant, Funeral, Legal Aid.	Do.

amounts given in the Table, 10s. per week for 52 weeks from the General Union. Where not otherwise stated local Lock-out that for other stoppages.



## ANALYSIS OF THE FINANCIAL RULES OF TRADE UNIONS WITH

[N.B.—The payments quoted are

Name of Union.	Number of Members at end of 1908.	ORDINARY <i>Regular</i> CONTRIBUTIONS.		No. of Weeks after joining Union before entitled to Unemployed and Travelling Benefits.	UNEMPLOYED					
					Weekly Amount and Duration of Ordinary Unemployed Benefit.					
		Per Week.	Additional <i>Regular</i> Contributions.		1st Period.		2nd Period.		3rd Period.	
					Rate.	Weeks.	Rate.	Weeks.	Rate.	Weeks.
		<i>s. d.</i>			<i>s. d.</i>		<i>s. d.</i>		<i>s. d.</i>	
Cotton Weaving— <i>cont.</i>					Textile					
OVERLOOKERS— <i>cont.</i>										
Burnley and District Loom Overlookers' Association.*	574	0 9 1 0	}	—	26	{ <i>Breakdowns, Fires, Failures, &amp;c. (not Bad Trade):—</i> 15 0   13   7 6   13   —   — <i>Bad Trade:—</i> 12 0   13   —   —   —   — (In addition to Breakdown, &c., benefit as above.) <i>Lock-out owing to dispute in other branches of Cotton Trade:—</i> 15 0   26   7 6   26   —   — (If in receipt of amalgamation pay, half above amounts.*)				
United Association of Power Loom Overlookers.*	532	1 0				—	52	11 0   13   8 0   13   —   —		
Longridge and District Power Loom Overlookers' Association.*	44	0 6	—	13 months	{ <i>Breakdowns, Fires, Failures, &amp;c. (not Bad Trade), and Lock-out* owing to dispute in other branches of Cotton Trade:—</i> 10 0   13   7 6   13   5 0   26					
Nelson and District Power Loom Overlookers' Association.*	527	1 0	—	26	{ <i>Breakdowns, Fires, Failures, &amp;c., and Lock-out* owing to dispute in other branches of Cotton Trade (not Bad Trade):—</i> 16 6   13   12 0   13   6 0   13					
Haslingden and District Power Loom Overlookers' Society.*	105	0 9	—	52	{ <i>Breakdowns, Fires, Failures, &amp;c. (not Bad Trade) and Lock-out* owing to dispute in other branches of Cotton Trade:—</i> 12 0   13   6 0   13   —   — <i>Bad Trade:—</i> 12 0   13   —   —   —   —					
Bury and District Power Loom Overlookers' Association.*	131	0 8	—	52	{ 10 0   13   5 0   26   —   — <i>Lock-out* owing to dispute in other branches of Cotton Trade:—</i> 10 0   while lock-out lasts.   —   —   —   —					
Leigh Power Loom Overlookers' Association.*	53	0 9	—	52	{ 10 0   13   7 6   13   5 0   26 <i>Lock-out* owing to dispute in other branches of Cotton Trade:—</i> 10 0   While lock-out lasts.   —   —   —   —					
Hadfield, Glossop and District Power Loom Overlookers' Association.*	124	0 9	—	26	{ 10 0   6   5 0   2   —   — <i>Mill Stoppages:—</i>					
Skipton and District Power Loom Overlookers' Trade Society.*	113	0 6	—	52	{ <i>Breakdowns, Fires, Failures, &amp;c., and Lock-out* owing to dispute in other branches of Cotton Trade (not Bad Trade):—</i> 10 0   13   5 0   13   —   — (Benefit may again be drawn after working 12 weeks.)					
WARP DRESSERS AND WARPERS:— Amalgamated Society of Mill Warpers ( <i>Rockdale Branch</i> ).	216†	1 3	—	26	{ 12 0   12   —   —   —   — (Benefit may again be drawn after 13 weeks' interval.)					

\* In cases of lock-out owing to disputes in other branches of the Textile Trades members receive, in addition to the Benefit is the same as that

† The total membership of the 15 Branches of the Amalgamated Society of Millwarppers at the end of 1908 was 750.

§ The General Union is a constituent of the General Federation of Trade Unions.

REGARD TO UNEMPLOYED AND TRAVELLING BENEFITS—*continued.*  
*for Ordinary Members only.*

BENEFIT.			
Travelling Benefit.	When exempt from Contributions through Unemployment, Sickness or Accident.	Other Benefits covered by Contributions of Members.	Organisations to which Unions contribute for certain financial benefits.
<i>Trades—cont.</i>			
—	When unemployed. When sick for one week or more.	Dispute, Accident Bonus, Fatal Accident Grant, Funeral, Legal Aid.	General Union of Associations of Loom Overlookers. §
—	When sick for more than one week.	Dispute, Old Age or Infirmary Grant, Funeral.	Do.
—	When unemployed or sick and not receiving benefit.	Dispute, Accident Bonus, Fatal Accident Grant, Funeral.	Do.
—	When not working more than 2 days per week. Contributions reduced when not earning more than 30s. per week.	Dispute, Trade Accident, Accident Bonus, Fatal Accident Grant, Funeral, Legal Aid.	Do.
—	When unemployed or sick for 4 weeks and not receiving benefit.	Dispute, Accident Bonus, Fatal Accident Grant, Funeral, Fares to Jobs, Legal Aid.	Do.
—	When sick for 4 weeks or more.	Dispute, Accident Bonus, Fatal Accident Grant, Funeral, Legal Aid.	Do.
—	When sick for 4 weeks or more. Contributions reduced when average weekly earnings in any month are less than 24s.	Dispute, Accident Bonus, Fatal Accident Grant, Funeral, Legal Aid.	Do.
—	When sick for one month or more.	Dispute, Retirement Grant, Funeral, Legal Aid.	Do.
—	When average weekly earnings in any month are less than 20s.	Dispute, Trade Accident, Accident Bonus, Fatal Accident Grant, Funeral, Legal Aid.	Do.
—	When earning less than 12s. per week and when unemployed and not receiving benefit. Contributions reduced when receiving lower rates of sick benefit.	Dispute, Sick and Accident, Funeral, Fares to Jobs.	—

amounts given in the Table, 10s. per week for 52 weeks from the General Union. Where not otherwise stated local Lock-out for other stoppages.  
 Each branch has its own rules.



## ANALYSIS OF THE FINANCIAL RULES OF TRADE UNIONS WITH

[N.B.—The payments quoted are

Name of Union.	Number of Members at end of 1908.	ORDINARY <i>Regular</i> CONTRIBUTIONS.		No. of Weeks after joining Union before entitled to Unemployed and Travelling Benefits.	UNEMPLOYED					
					Weekly Amount and Duration of Ordinary Unemployed Benefit.					
		Per Week.	Additional <i>Regular</i> Contributions.		1st Period.		2nd Period.		3rd Period.	
					Rate.	Weeks.	Rate.	Weeks.	Rate.	Weeks.
		<i>s. d.</i>			<i>s. d.</i>		<i>s. d.</i>		<i>s. d.</i>	
Textil										
Cotton Weaving— <i>cont.</i>										
WARP DRESSERS AND WARPERS— <i>cont.</i>										
Manchester and District Association of Warp Dressers.	436	4d. to Unemployment Fund.	2d. to Management Fund.	26	10 0	12	—	—	—	—
					Case then considered by Committee.					
Nelson and District Warp Dressers' Association.	1,208	0 6	—	26	{ Breakdowns, Fires, Failures, &c., and Lock-out (not Bad Trade):— 15 0   6   —   —   —   — Case then considered by Committee. (Benefit may again be drawn after 13 weeks' interval.)					
Chorley and District Warp Dressers' Association.	47	Not stated.	Not stated.	26						
					8 0	6	4 0	6	—	—
					Case then considered by Committee. (Benefit may again be drawn after working 26 weeks.)					
					<i>Mill Stoppages:—</i>					
Rochdale and District Warp Dressers' Association.	175	0 6	—	52	10 0	4	5 0	4	—	—
					Case then considered by Committee. (Benefit may again be drawn after working 13 weeks.)					
Scottish Ball Warp Brush Beavers' Society	34	0 3	—	—	—	—	—	—	—	—
TAPE SIZERS:—										
Darwen Tape Sizers' Amalgamated Friendly Protective Society.	113	0 9	If entering between the ages of 30 and 50, 1½d. to 6d. per week for the first year of membership.	52	15 0	13	—	—	—	—
					Case then considered by Committee.					
Accrington and Church Tape Sizers' Friendly Protective Society.	66	0 6	—	52	10 6	13	5 6	13	3 0	13
Great Harwood Tape Sizers' Protective Society.	78	0 6*	—	52	10 0	13	5 0	13	2 6	13
Amalgamated Tape Sizers' Friendly Protection Society.	151	Not fixed by Rule.	6d. per quarter to Funeral Fund.	52	15 0	13	10 0	13	5 0	26
Blackburn Tape Sizers' Protective Society.	283	Not stated.	Not stated.	52	15 0	13	7 6	13	3 9	13
Preston Tape Sizers' Protective Society.	158	0 6	—	52	12 0	13	8 0	13	4 0	13
Bolton and District Tape Sizers' Protective Society.	78	4 0 per month.	—	52	12 0	13	8 0	13	4 0	13

\* Information has been received that the rate of

REGARD TO UNEMPLOYED AND TRAVELLING BENEFITS—*continued.*  
*for Ordinary Members only.]*

BENEFIT.			
Travelling Benefit.	When exempt from Contributions through Unemployment, Sickness or Accident.	Other Benefits covered by Contributions of Members.	Organisations to which Unions contribute for certain financial benefits.
<b>Trades—cont.</b>			
—	When sick ... ..	Dispute, Funeral.	General Union of Lancashire and Yorkshire Warp Dressers' Association.
—	When receiving not more than 7s. 6d. per week as unemployed benefit and when sick.	Dispute, Funeral.	Do.
—	When sick ... ..	Dispute, Funeral.	Do.
—	When sick ... ..	Dispute, Funeral.	Do.
—	Case considered by Committee when in arrears through unemployment.	Funeral.	—
—	Contributions reduced to 3d. per week when sick.	Dispute, Sick, Trade Accident, Accident Bonus, Fatal Accident Grant, Funeral, Fares to Jobs, Removal.	Lancashire Amalgamated Tape Sizers' Protection Society.
—	When unemployed and benefit is exhausted and when sick.	Dispute, Accident Bonus, Fatal Accident Grant, Removal, Distress Grants.	Do.
—	When sick ... ..	Dispute, Trade Accident, Accident Bonus, Fatal Accident Grant, Fares to Jobs, Removal.	Do.
—	—	Dispute, Accident Bonus, Fatal Accident Grant, Funeral, Fares to Jobs, Removal.	—
—	When sick ... ..	Dispute, Trade Accident, Accident Bonus, Fatal Accident Grant, Retirement Grant, Funeral, Fares to Jobs, Removal, Distress Grants.	Lancashire Amalgamated Tape Sizers' Protection Society.
—	When sick ... ..	Dispute, Accident Bonus, Fatal Accident Grant, Funeral, Fares to Jobs, Removal.	Do.
—	When sick for more than one month.	Dispute, Trade Accident, Accident Bonus, Fatal Accident Grant, Retirement Grant, Funeral, Fares to Jobs, Removal, Distress Grants.	Do.

contributions actually paid is 2s. 6d. per month.



## ANALYSIS OF THE FINANCIAL RULES OF TRADE UNIONS WITH

[N.B.—The payments quoted are

Name of Union.	Number of Members at end of 1908.	ORDINARY <i>Regular</i> CONTRIBUTIONS.		No. of Weeks after joining Union before entitled to Unemployed and Travelling Benefits.	UNEMPLOYED					
		Per Week.	Additional <i>Regular</i> Contributions.		Weekly Amount and Duration of Ordinary Unemployed Benefit.					
					1st Period.		2nd Period.		3rd Period.	
					Rate.	Weeks.	Rate.	Weeks.	Rate.	Weeks.
		<i>s. d.</i>			<i>s. d.</i>		<i>s. d.</i>		<i>s. d.</i>	
Cotton Weaving— <i>cont.</i>					Textile					
TAPE SIZERS— <i>cont.</i>										
Haslingden and Rossendale District Tape Sizers' Protective Society.	85	3 0 per month.	—	52	10 0	13	5 0	13	2 6	13
Burnley & District Tape Sizers' Protective Society.	140	1 0	—	52	15 0	13	7 6	13	3 9	13
Nelson, Colne and District Tape Sizers' Protective Society.	86	0 6	—	52	12 0	13	6 0	13	3 0	13
BEAMERS, TWISTERS, AND DRAWERS :—										
Twisters and Drawers Society of Glasgow and Vicinity.	116	Not fixed by Rule.	Not fixed by Rule.	52	10 0	16	—	—	—	—
Glasgow Power Loom Beamers' Trade Society.	107	0 6	—	26	8 0	13	—	—	—	—
Ashton - under - Lyne Beamers, Twisters and Drawers' Association.	202	0 6	—	13	{ Breakdowns, Fires, Failures, &c., and Lock-out* owing to dispute in kindred trade (not Bad Trade) :— 10 0   13   7 6   13   —   — }					
Manchester Beamers, Twisters and Drawers' Association.	136	0 7	—	13	{ Breakdowns, Fires, Failures, &c.* (not Bad Trade) :— 10 0   13   —   —   —   — (Benefit may again be drawn after working 13 weeks.)					
Blackburn District Beamers, Twisters and Drawers' Association.	701	0 9	—	26	{ Unemployed (except Lock-out*) :— 11 0   8   5 6   8   —   — }					
Oldham and District Beamers, Twisters, Drawers, Dressers and Slashers' Association.	107	0 9	—	Lock-out, 13 Unemployed, 52.	{ 10 0   10   5 0   4   —   — Lock-out* owing to dispute in kindred trade :— 8 0   52   —   —   —   — Mill Stoppages :— 10 0   13   5 0   re- main- der of unem- ploy- ment.					
Longridge and District Beamers, Twisters and Drawers' Association.	38	0 6	—	52	{ Lock-out* owing to dispute in kindred trade :— 10 0   13   5 0   13   —   — Breakdowns, Fires, Failures, &c. (not Bad Trade) :— 15 0   5   —   —   —   — Lock-out* owing to dispute in kindred trade :— 5 0   52   —   —   —   — }					
Burnley and District Twisters and Drawers' Association.	488	0 6	—	13	{ Fires, Failures, Breakdowns, &c. :— 10 0   8   5 0   8   —   — Other Mill Stoppages (except Lock-out*) :— 6 0   8   3 0   8   —   — (Benefit may again be drawn after payment of 20 weeks' contributions.)					
Accrington Twisters and Drawers' Association.	100	Not fixed by Rule.	Not fixed by Rule.	20						

\* At the end of 1908 in cases of Lock-outs owing to disputes in kindred trades members of 13 weeks' standing were The amounts stated in the Table under the heading of

† The Amalgamated Association is a constituent of the General Federation of Trade Unions.

REGARD TO UNEMPLOYED AND TRAVELLING BENEFITS—*continued.*  
*for Ordinary Members only.]*

BENEFIT.			
Travelling Benefit.	When exempt from Contributions through Unemployment, Sickness or Accident.	Other Benefits covered by Contributions of Members.	Organisations to which Unions contribute for certain financial benefits.
<b>Trades—cont.</b>			
—	When receiving unemployed benefit.	Dispute, Sick, Trade Accident, Accident Bonus, Fatal Accident Grant, Funeral, Fares to Jobs, Removal.	Lancashire Amalgamated Tape Sizers' Protection Society.
—	When sick ... ..	Dispute, Trade Accident, Accident Bonus, Fatal Accident Grant, Funeral, Fares to Jobs.	Do.
—	When sick ... ..	Dispute, Trade Accident, Accident Bonus, Fatal Accident Grant, Funeral, Fares to Jobs.	Do.
—	—	Victim, Sick and Accident, Funeral.	—
—	When unemployed. Contributions reduced to 1d. per week when sick.	Dispute, Funeral, Emigration.	—
—	When working less than 10 hours per week. Contributions reduced to 2d. when working over 10 and less than 16 hours per week.	Dispute.	Amalgamated Association of Beamers, Twisters and Drawers.†
—	When unemployed or sick...	Dispute, Funeral.	Do.
—	Contributions reduced to 8d. per month when unemployed and not receiving benefit, and when sick.	Dispute, Superannuation, Funeral.	Do.
—	—	Dispute.	Do.
—	—	Dispute.	Do.
—	Contributions reduced to 2d. (Amalgamation levy) when unemployed and not receiving benefit, and when sick.	Dispute, Funeral, Legal Aid.	Do.
—	Contributions reduced to 2d. per week when unemployed.	Dispute, Funeral.	Do.

entitled to 10s. per week for 52 weeks from the funds of the Amalgamated Association of Beamers, Twisters and Drawers. Lock-out are additional to the Amalgamation benefit.



## ANALYSIS OF THE FINANCIAL RULES OF TRADE UNIONS WITH

[N.B.—The payments quoted are

Name of Union,	Number of Members at end of 1908.	ORDINARY <i>Regular</i> CONTRIBUTIONS.		No. of Weeks after joining Union before entitled to Unemployed and Travelling Benefits.	UNEMPLOYED					
		Per Week.	Additional <i>Regular</i> Contributions.		Weekly Amount and Duration of Ordinary Unemployed Benefit.					
					1st Period.		2nd Period.		3rd Period.	
					Rate.	Weeks.	Rate.	Weeks.	Rate.	Weeks.
		<i>s. d.</i>			<i>s. d.</i>		<i>s. d.</i>		<i>s. d.</i>	
Cotton Weaving— <i>cont.</i>					Textile					
BEAMERS, TWISTERS, AND DRAWERS— <i>cont.</i> Heywood Beamers, Twisters and Drawers' Association.	101	0 8	—	26	{ Mill Stoppages :— 10 0   8   5 0   4   —   — Lock-out* owing to dispute in kindred trade :— 5 0   52   —   —   —   — }					
Radcliffe Beamers, Twisters and Drawers' Association.	59	0 6	—	26	{ Breakdowns, Fires, Failures, &c. (not Bad Trade) :— 8 0   13   4 0   13   —   — (Benefit may again be drawn after working 13 weeks.) Lock-out* owing to dispute in kindred trade :— 5 0   52   —   —   —   — }					
Wigan and District Beamers, Twisters and Drawers' Association.	70	0 6	—	13	{ Breakdowns, Fires, Failures, &c. (not Bad Trade) :— 10 0   13   —   —   —   — (Benefit may again be drawn after working 6 weeks.) Lock-out* owing to dispute in kindred trade :— 5 0   Not stated.   —   —   —   — }					
Bolton District Beamers, Twisters and Drawers' Association.	255	0 6	—	52	{ 10 0   10   5 0   10   —   — (Benefit may again be drawn after payment of 26 weeks' contributions.) Lock-out* owing to dispute in kindred trade :— 5 0   Not stated.   —   —   —   — }					
Chorley and District Beamers, Twisters and Drawers' Association.	170	0 6	—	13	{ Breakdowns, Fires, Failures, &c. (not Bad Trade) :— 10 0   8   5 0   4   —   — Lock-out* owing to dispute in kindred trade :— 5 0   Not stated.   —   —   —   — }					
Clitheroe and District Twisters and Drawers' Association.	64	Not fixed by Rule.	Not fixed by Rule.	13	{ Breakdowns, Fires, Failures, &c. (not Bad Trade) :— 6 0   4   3 0   2   —   — Lock-out* owing to dispute in kindred trade :— 5 0   Not stated.   —   —   —   — }					
Darwen Twisters and Drawers' Association.	251	0 6	—	26	{ Unemployed (except Lock-out*) :— 10 0   8   5 0   6   —   — }					
Rochdale Beamers, Twisters and Drawers' Association.	146	0 6	—	26	{ Breakdowns, Fires, Failures, &c. (not Bad Trade) :— 10 0   8   5 0   8   —   — Lock-out* owing to dispute in kindred trade :— 5 0   Not stated.   —   —   —   — }					
Littleborough Beamers, Twisters and Drawers' Association.	63	0 6	—	13	{ Unemployed (except Lock-out*) :— 10 0   13   5 0   26   —   — }					
Nelson and District Twisters and Drawers' Association.	353	0 6	—	13	{ Breakdowns, Fires, Failures, &c. (not Bad Trade) :— 15 0   6   —   —   —   — Lock-out* owing to dispute in kindred trade :— 5 0   52   —   —   —   — }					
Rishton Twisters and Drawers' Association.	40	Not fixed by Rule.	Not fixed by Rule.	Not stated.	{ Breakdowns, Fires, Failures, &c.* (not Bad Trade) :— 10 0   4   5 0   4   —   — }					

\* At the end of 1908 in cases of Lock-outs owing to disputes in kindred trades, members of 13 weeks' standing were

The amounts stated in the Table under the heading

† The Amalgamated Association is a constituent of the General Federation of Trade Unions.

REGARD TO UNEMPLOYED TRAVELLING BENEFITS—*continued.*  
for Ordinary Members only.]

BENEFIT.			
Travelling Benefit.	When exempt from Contributions through Unemployment, Sickness or Accident.	Other Benefits covered by Contributions of Members.	Organisations to which Unions contribute for certain financial benefits.
<i>Trades—cont.</i>			
—	Contributions reduced to 2d. per week when unemployed or sick.	Dispute, Funeral.	Amalgamated Association of Beamers, Twisters and Drawers.†
—	—	Dispute, Funeral.	Do.
—	When unemployed or sick...	Dispute, Funeral.	Do.
—	Contributions reduced to 1d. per week when unemployed and not receiving benefit, and when sick.	Dispute.	Do.
—	When unemployed and not receiving benefit, and when sick.	Dispute, Legal Aid.	Do.
—	—	Dispute, Funeral, Legal Aid.	Do.
—	When unemployed and not receiving benefit, and when sick.	Dispute.	Do.
—	—	Dispute.	Do.
—	Contributions reduced when working not more than 40 hours per week.	Dispute.	Do.
—	Contributions reduced to 1d. per week when sick 4 weeks.	Dispute, Funeral, Legal Aid.	Do.
—	—	Dispute, Trade Accident, Funeral, Legal Aid.	Do.

entitled to 10s. per week for 52 weeks from the funds of the Amalgamated Association of Beamers, Twisters and Drawers. of Lock-out are additional to the Amalgamation benefit.



## ANALYSIS OF THE FINANCIAL RULES OF TRADE UNIONS WITH

[N.B.—The payments quoted are

Name of Union.	Number of Members at end of 1908.	ORDINARY <i>Regular</i> CONTRIBUTIONS.		No. of Weeks after joining Union before entitled to Unemployed and Travelling Benefits.	UNEMPLOYED					
					Weekly Amount and Duration of Ordinary Unemployed Benefit.					
		Per Week.	Additional <i>Regular</i> Contributions.		1st Period.		2nd Period.		3rd Period.	
					Rate.	Weeks.	Rate.	Weeks.	Rate.	Weeks.
		<i>s. d.</i>			<i>s. d.</i>		<i>s. d.</i>		<i>s. d.</i>	
<b>Textile</b>										
<b>Cotton Weaving—cont.</b>										
BEAMERS, TWISTERS, AND DRAWERS—cont.										
Colne and District Twisters and Drawers' Association.	220	0 6	—	13	{ Breakdowns, Fires, Failures, &c. (not Bad Trade) :— 12 0   8   —   —   —   — Lock-out* owing to dispute in kindred trade :— 5 0   52   —   —   —   —					
Padiham Beamers, Twisters and Drawers' Association.	102	Not fixed by Rule.	Not fixed by Rule.	13	{ Breakdowns, Fires, Failures, &c.* (not Bad Trade) :— (Amount and period of duration not stated.)					
Clayton-le-Moors Amalgamated Society of Twisters and Drawers.	44	Not fixed by Rule.	Not fixed by Rule.	26	{ Mill Stoppages :— 10 0   6   —   —   —   — (Benefit may again be drawn after 14 weeks' interval.) Lock-out* owing to dispute in kindred trade :— 5 0   Not stated.   —   —   —   —					
Bacup and District Beamers, Twisters and Drawers' Association.	84	Not stated.	Not stated.	52	{ Breakdowns, Fires, Failures, &c.* (not Bad Trade) :— 10 0   5   5 0   3   —   —					
Hyde and District Twisters and Drawers' Association.	54	0 6	—	26	{ Breakdowns, Fires, Failures, &c. (not Bad Trade) :— 10 0   4   7 6   4   —   — (Benefit may again be drawn after 26 weeks' interval.) Lock-out* owing to dispute in kindred trade :— 5 0   26   —   —   —   —					
Skipton Twisters and Drawers' Association.	42	0 6	—	Not stated.	{ Breakdowns, Fires, Failures, &c. (not Bad Trade) :— 15 0   6   —   —   —   — Lock-out* owing to dispute in kindred trade :— 5 0   52   —   —   —   —					
Stockport Beamers, Twisters and Drawers' Association.	38	0 6	—	—	{ Breakdowns, Fires, Failures, &c. (not Bad Trade) :— 10 0   4   7 6   4   —   — Lock-out* owing to dispute in kindred trade :— 5 0   26   —   —   —   —					
WEAVERS :—										
Padiham and District Weavers' Association.	5,982	0 3 0 4 0 6	{ —	13	{ Breakdowns, Fires, Failures, &c. (not Bad Trade) :— 6 0   6   —   —   —   — 9 0   6   —   —   —   — 15 0   6   —   —   —   — (Benefit may again be drawn after mill has worked one full week.)					
Radcliffe and District Weavers and Winders' Union.	1,214	0 3 0 4 0 5	{ —	13	{ Breakdowns, Fires, Failures, &c. (not Bad Trade) :— 7 0   5   —   —   —   — 10 0   5   —   —   —   — 13 0   5   —   —   —   — (Benefit may again be drawn after working 2 weeks.)					
Blackburn and District Weavers, Winders and Wappers' Association.	16,387	0 6	—	20	{ Mill Stoppages :— 13 0   6   —   —   —   —					

\* At the end of 1908 in cases of Lock-outs owing to disputes in kindred trades, members of 13 weeks' standing were

† This body is a constituent of the General Federation of Trade Unions.

‡ In 1911 this Union joined the Bury, Radcliffe and District Weavers' Association, which is a constituent of the

REGARD TO UNEMPLOYED AND TRAVELLING BENEFITS—*continued.*  
for Ordinary Members only.]

BENEFIT.	When exempt from Contributions through Unemployment, Sickness or Accident.	Other Benefits covered by Contributions of Members.	Organisations to which Unions contribute for certain financial benefits.
Travelling Benefit.			
<b>Trades—<i>cont.</i></b>			
—	Contributions reduced to 8d. per month when unemployed.	Dispute, Funeral.	Amalgamated Association of Beamers, Twisters and Drawers.†
—	When stopped through bad trade.	Dispute, Funeral.	Do.
—	—	Dispute, Funeral.	Do.
—	—	Dispute.	Do.
—	Contributions reduced when not working 30 hours per week.	Dispute.	Do.
—	Contributions reduced when unemployed.	Dispute, Distress Grants, Legal Aid.	Do.
—	Contributions reduced when not working 10 hours per week.	Dispute.	Do.
—	—	Dispute, Funeral, Legal Aid.	Northern Counties Amalgamated Associations of Weavers.†
—	Contributions reduced to 1d. per week when unemployed and not receiving benefit, and when sick.	Dispute, Funeral, Legal Aid.	†
—	—	Dispute, Funeral.	Northern Counties Amalgamated Associations of Weavers.†

entitled to 10s. per week for 52 weeks from the funds of the Amalgamated Association of Beamers, Twisters and Drawers. Lock-out are additional to the Amalgamation benefit.

Northern Counties Amalgamated Association of Weavers.



## ANALYSIS OF THE FINANCIAL RULES OF TRADE UNIONS WITH

[N.B.—The payments quoted are

Name of Union.	Number of Members at end of 1908.	ORDINARY <i>Regular</i> CONTRIBUTIONS.		No. of Weeks after joining Union before entitled to Unemployed and Travelling Benefits.	UNEMPLOYED					
		Per Week.	Additional <i>Regular</i> Contributions.		Weekly Amount and Duration of Ordinary Unemployed Benefit.					
					1st Period.		2nd Period.		3rd Period.	
					Rate.	Weeks.	Rate.	Weeks.	Rate.	Weeks.
		<i>s. d.</i>			<i>s. d.</i>		<i>s. d.</i>		<i>s. d.</i>	
<b>Textile</b>										
<i>Breakdowns, Fires, Failures, &amp;c. (not Bad Trade):—</i>										
Cotton Weaving— <i>cont.</i>										
WEAVERS— <i>cont.</i>										
Chorley and District Weavers' Association.	4,746	0 3 0 4	} —	Not stated.	{ 7 6 11 0	6 6	{ — —	— —	— —	— —
Accrington and District Power Loom Weavers' Friendly Association.	4,500	0 2 0 3 0 4 0 5 0 6 Trade Mem- bers. 0 2 0 3 0 4 0 5 0 6	} —	13	{ 4 0 7 0 10 0 13 0 16 0	6 6 6 6 6	} — — — — —	— — — — —	— — — — —	— — — — —
Darwen Weavers, Winders, and Warpers' Association.	8,500	0 5 0 6 0 7 Trade Mem- bers. 0 4 0 5 0 6	} —	26	{ 9 0 12 0 15 0	4 4 4	{ 4 6 6 0 7 6	4 4 4	} — — —	— — —
Ramsbottom and District Weavers, Winders, and Warpers' Association.	1,998	0 3	—	21	{ 6 0 6 0 6 0 6 0 6 0	5 5 5 5 5	{ — — — — —	— — — — —	— — — — —	— — — — —
Preston and District Power Loom Weavers, Winders and Warpers' Association.	6,621	Old Scale. 0 2 0 3 0 4 New Scale. 0 3 0 4 0 5 0 6	} —	20	{ 4 0 7 0 10 0 7 0 10 0 12 6 15 0	4 4 4 4 4 4 4	} — — — — — — —	— — — — — — —	— — — — — — —	— — — — — — —
Church and Oswaldtwistle Weavers, Winders and Warpers' Association.	3,346	0 3 0 4	} —	13	{ 7 0 10 0	4 4	{ 3 6 5 0	2 2	} — —	— —
<i>Stoppages for Bad Trade:—</i> (New Scale Members only.) Half of above Scale in each case.										
<i>Breakdowns, Fires, Failures, &amp;c. (not Bad Trade):—</i>										
<i>(Benefit may again be drawn after 13 weeks interval.)</i>										

\* This Federation is a constituent of the

REGARD TO UNEMPLOYED AND TRAVELLING BENEFITS—*continued.*  
for Ordinary Members only.]

BENEFIT.			
Travelling Benefit.	When exempt from Contributions through Unemployment, Sickness or Accident.	Other Benefits covered by Contributions of Members.	Organisations to which Unions contribute for certain financial benefits.
<b>Trades—cont.</b>			
—	—	Dispute, Funeral, Legal Aid.	Northern Counties Amalgamated Associations of Weavers.*
—	—	Dispute, Funeral, Legal Aid.	Do.
—	—	Dispute, Legal Aid.	
—	Contributions reduced to 1d. per week when unemployed (not suspended) and when sick.	Dispute, Funeral, Legal Aid.	
—	—	Dispute, Legal Aid.	Do.
—	Contributions reduced to 1d. per week when unemployed or sick.	Dispute, Funeral, Legal Aid.	
—	—	Dispute, Funeral, Legal Aid.	Do.
—	—	Dispute, Legal Aid.	
—	—	Dispute, Funeral, Legal Aid.	Do.
—	—	Dispute, Legal Aid.	
—	—	Dispute, Funeral, Legal Aid.	Do.



## ANALYSIS OF THE FINANCIAL RULES OF TRADE UNIONS WITH

[N.B.—The payments quoted are

Name of Union.	Number of Members at end of 1908.	ORDINARY <i>Regular</i> CONTRIBUTIONS.		No. of Weeks after joining Union before entitled to Unemployed, and Travelling Benefits.	UNEMPLOYED						
		Per Week.	Additional <i>Regular</i> Contributions.		Weekly Amount and Duration of Ordinary Unemployed Benefit.						
					1st Period.		2nd Period.		3rd Period.		
					Rate.	Weeks.	Rate.	Weeks.	Rate.	Weeks.	
		s. d.			s. d.		s. d.				
Cotton Weaving— <i>cont.</i>											
WEAVERS— <i>cont.</i>											
Great Harwood Weavers, Winders and Beamers' Association.	3,750	0 3 0 4 0 6	—	14	<i>Mill Stoppages:—</i>						
					6 0 9 0 15 0	4 4 4	3 0 4 6 7 6	2 2 2	—	—	
					(Benefit may again be drawn after 13 weeks interval.)						
			<i>Breakdowns, Fires, Failures, &amp;c. (not Bad Trade):—</i>								
Oldham and District Weavers, Winders, Reelers, Beam and Sectional Warpers' Association.	5,110	0 4	—	26	<i>Bad Trade:—</i>						
					4 0	4	—	—	—	—	—
					(Benefit may be drawn once in 13 weeks.)						
Clayton-le-Moors Weavers' Association.	1,749	0 4	—	16	<i>Mill Stoppages:—</i>						
					10 0	4	5 0	2	—	—	—
					(Benefit may again be drawn after 16 weeks interval.)						
Haslingden Weavers' Association.	2,824	0 2 0 3 0 4	—	26	<i>Breakdowns, Fires, Failures, &amp;c. (not Bad Trade):—</i>						
					2 6 5 0 7 6	4 4 4	—	—	—	—	—
					(Benefit may again be drawn after payment of 8 weeks' contributions.)						
Bolton and District Weavers and Winders' Association.	5,104	0 4	1d. per week to Funeral Fund (optional).	26	<i>Breakdowns, Fires, Failures, &amp;c. (not Bad Trade):—</i>						
					6 0	6	—	—	—	—	—
					<i>Bad Trade:—</i>						
					4 0	6	—	—	—	—	—
		0 6			<i>Breakdowns, Fires, Failures, &amp;c. (not Bad Trade):—</i>						
					10 0	6	—	—	—	—	—
					<i>Bad Trade:—</i>						
			6 0	6	—	—	—	—	—		
			<i>Breakdowns, Fires, Failures, &amp;c. (not Bad Trade):—</i>								
		0 9			15 0	6	—	—	—	—	
			<i>Bad Trade:—</i>								
					9 0	6	—	—	—	—	
			<i>Breakdowns, Fires, Failures, &amp;c. (not Bad Trade):—</i>								
					20 0	6	—	—	—	—	
			<i>Bad Trade:—</i>								
		1 0			12 0	6	—	—	—	—	
					(Benefit may again be drawn after payment of 26 weeks contributions.)						
					<i>Breakdowns, Fires, Failures, &amp;c. (not Bad Trade):—</i>						
Burnley and District Weavers, Winders, and Beamers' Association.	17,500	0 4 0 6	—	13	9 0 15 0	5 5	—	—	—	—	—
					<i>Breakdowns, Fires, Failures, &amp;c. (not Bad Trade):—</i>						
Nelson and District Power Loom Weavers' Association.	9,840	0 4 0 6	—	13	9 0 15 0	6 6	—	—	—	—	—
					<i>Mill Stoppages:—</i>						
Clitheroe and District Power Loom Weavers, Winders, and Warpers' Association.	2,400	0 4 0 5 0 6 0 7	—	13	6 0 9 0 12 0 15 0	4 4 4 4	3 0 4 6 6 0 7 6	2 2 2 2	—	—	—
					(Benefit may again be drawn after 13 weeks interval.)						

\* This Federation is a constituent of the

REGARD TO UNEMPLOYED AND TRAVELLING BENEFITS—*continued.*  
for Ordinary Members only.]

BENEFIT.			
Travelling Benefit.	When exempt from Contributions through Unemployment, Sickness or Accident.	Other Benefits covered by Contributions of Members.	Organisations to which Unions contribute for certain financial benefits.
<b>Trades—cont.</b>			
—	—	Dispute, Funeral, Legal Aid.	Northern Counties Amalgamated Associations of Weavers.*
—	Contributions reduced to 1d. per week when not working 20 hours per week and not receiving benefit.	Dispute, Legal Aid.	Do.
—	—	Dispute, Funeral, Legal Aid.	Do.
—	—	Dispute, Funeral, Legal Aid.	Do.
—	When unemployed or sick and not receiving benefit exempt except contributions to Funeral Fund.	Dispute, Funeral, Legal Aid.	Do.
—	Contributions reduced to 1d. per week when unemployed.	Dispute, Funeral, Legal Aid.	Do.
—	—	Dispute, Funeral, Legal Aid.	Do.
—	—	Dispute, Funeral.	Do.

General Federation of Trade Unions.



## ANALYSIS OF THE FINANCIAL RULES OF TRADE UNIONS WITH

[N.B.—The payments quoted are

Name of Union.	Number of Members at end of 1908.	ORDINARY <i>Regular</i> CONTRIBUTIONS.		No. of Weeks after joining Union before entitled to Unemployed and Travelling Benefits.	UNEMPLOYED								
					Weekly Amount and Duration of Ordinary Unemployed Benefit.								
		Per Week.	Additional <i>Regular</i> Contributions.		1st Period.		2nd Period.		3rd Period.				
					Rate.	Weeks.	Rate.	Weeks.	Rate.	Weeks.			
		s. d.			s. d.		s. d.		s. d.				
Cotton Weaving— <i>cont.</i>										Textile			
WEAVERS— <i>cont.</i>										Breakdowns, Fires, Failures, &c., and Lock-out owing to dispute in another part of Mill (not Bad Trade) :—			
Rossendale Weavers, Winders, and Beamers' Association.	2,700	0 2 0 3 0 4 0 5 0 6	}	—	13	{	3 0	4	1 6	2	}	—	—
		6 0					4	3 0	2				
		9 0					4	4 6	2				
		12 0					4	6 0	2				
		15 0					4	7 6	2				
							Breakdowns, Fires, Failures, &c. (not Bad Trade) :—						
Ashton-under-Lyne and District Weavers, Winders, Beamers and Reelers' Association.	5,715	0 4		—	26	7 0	6	—	—	—	—		
							Breakdowns, Fires, Failures, &c., and Lock-out owing to action of any other branch of Cotton Trade when Lock-out is not general (not Bad Trade) :—						
Heywood, Castleton, Norden and District Weavers, Winders, and Reelers' Association.	3,500	0 4		—	14	6 0	8	—	—	—	—		
							(Benefit may again be drawn after working 2 weeks.)						
							General Lock-out, as above :— Half Benefits.						
							Breakdowns, Fires, Failures, &c. (not Bad Trade) :—						
Rishton Weavers' Association.	1,735 (4d. members, 612; 6d. members, 601.)	0 4 0 6	}	—	20	{	10 0	5	—	—	—	—	}
							10 0	5	—	—	—	—	
							Mill Stoppages :— (Benefit may again be drawn after payment of 13 weeks' contributions.)						
							Breakdowns, Fires, Failures, &c. (not Bad Trade) :—						
Longridge Weavers, Winders, and Warpers' Association.	602	0 3		—	16	7 0	5	—	—	—	—		
							(Benefit may again be drawn after payment of 26 weeks' contributions.)						
							Breakdowns, Fires, Failures, &c. (not Bad Trade) :—						
Rochdale and District Weavers, Winders, Reelers, Beamers and Hosiery Workers' Association.	3,112	0 3 0 4	}	—	13	{	6 0	4	—	—	—	—	}
							8 0	4	—	—	—	—	
							Half Benefits for Mill Stoppages from all other causes. (Benefit may again be drawn after payment of 13 weeks' contributions.)						
							Breakdowns, Fires, Failures, &c. (not Bad Trade) :—						
Todmorden and District Weavers and Winders' Association.	3,108	0 3		—	13	5 0	5	—	—	—	—		
							Breakdowns, Fires, Failures, &c. (not Bad Trade) :—						
Hyde, Hadfield, Compstall, Broadbottom, and Marple Weavers, Winders, and Warpers' Association.	7,300	0 5 0 6	}	—	Half Benefit, 16 Full Benefit, 26.	{	9 0	4	4 6	2	—	—	}
											(Benefit may be drawn once in 6 months)		
							Bad Trade and Lock-out :—						
							7 0	6	—	—	—	—	
							(Benefit may again be drawn after 26 weeks' interval.)						
							Breakdowns, Fires, Failures, &c. (not Bad Trade) :—						
Colne and District Weavers, Winders, and Beamers' Association.	6,068	0 4 0 6	}	—	20	{	9 0	4	4 6	2	}	—	—
							15 0	4	7 6	2			

\* This Federation is a constituent of the

REGARD TO UNEMPLOYED AND TRAVELLING BENEFITS—*continued.*  
for Ordinary Members only.]

BENEFIT.			
Travelling Benefit.	When exempt from Contributions through Unemployment, Sickness or Accident.	Other Benefits covered by Contributions of Members.	Organisations to which Unions contribute for certain financial benefits.
<b>Trades—cont.</b>			
—	—	Dispute, Funeral, Legal Aid.	Northern Counties Amalgamated Associations of Weavers.*
—	—	Dispute, Trade Accident, Funeral, Legal Aid.	Do.
—	Contributions reduced to 1d. per week when unemployed, and not receiving benefit, and when sick.	Dispute, Funeral.	Do.
—	—	Dispute, Funeral, Legal Aid.	Do.
—	Contributions reduced by half when sick.	Dispute, Funeral.	Do.
—	—	Dispute, Accident Bonus, Funeral.	Do.
—	—	Dispute, Accident Bonus, Funeral, Legal Aid.	Do.
—	Contributions reduced when unemployed or sick.	Dispute, Accident Bonus.	Do.
—		Dispute, Accident Bonus, Funeral.	
—	—	Dispute, Funeral, Legal Aid.	Do.



## ANALYSIS OF THE FINANCIAL RULES OF TRADE UNIONS WITH

[N.B.—The payments quoted are

Name of Union.	Number of Members at end of 1908.	ORDINARY Regular CONTRIBUTIONS.		No. of Weeks after joining Union before entitled to Unemployed and Travelling Benefits.	UNEMPLOYED								
					Weekly Amount and Duration of Ordinary Unemployed Benefit.								
		Per Week.	Additional Regular Contributions.		1st Period.		2nd Period.		3rd Period.				
					Rate.	Weeks.	Rate.	Weeks.	Rate.	Weeks.			
		s.	d.		s.	d.		s.	d.		s.	d.	
<b>Cotton Weaving—cont.</b>					<b>Textile</b>								
<b>WEAVERS—cont.</b>					<i>Breakdowns, Fires, Failures, &amp;c. (not Bad Trade):—</i>								
Bury, Radcliffe and District Weavers' Association.	4,989 (3d. members, 1,521, 4d. members, 2,272.)	0 3 0 4	}	—	20	{	6 0	6	}	—	—	—	
							9 0	6					
					(Benefit may again be drawn after payment of 13 weeks' contributions.)								
					<i>Lock-out owing to dispute in other branches of Cotton Trade:—</i>								
					Half Benefits.								
					<i>Breakdowns, Fires, Failures, &amp;c. (not Bad Trade):—</i>								
Sabden Weavers' Association.	110	0 4	}	—	20	{	9 0	4	}	4 6	2	}	—
					<i>Breakdowns, Fires, Failures, &amp;c. (not Bad Trade):—</i>								
Whitworth Vale Power Loom Weavers' Association.	1,150	0 3	}	—	13	{	6 9	6	}	—	—	}	—
					<i>Mill Stoppages:—</i>								
Blackburn Power Loom Weavers' Protection Society.	4,160	0 4 0 5 0 6 0 7	}	—	26	{	8 0	6	}	—	—	}	—
							11 0	6					
							14 0	6					
							17 0	6					
					<i>Breakdowns, Fires, Failures, &amp;c. (not Bad Trade):—</i>								
Bacup and District Weavers, Winders and Beamers' Association.	1,720	0 3 0 4	}	—	13	{	6 0	5	}	—	—	}	—
							9 0	5					
					<i>Breakdowns, Fires, Failures, &amp;c. (not Bad Trade):—</i>								
Wigan and District Weavers, Winders, Warpers, and Reelers' Association.	333	0 3 0 4 0 6 0 8	}	—	26	{	3 6	4	}	1 9	4	}	—
							5 0	4					
							7 6	4					
							10 0	4					
					(Benefit may again be drawn after payment of 13 weeks' contributions.)								
					<i>Breakdowns, Fires, Failures, &amp;c. (not Bad Trade):—</i>								
Macclesfield Cotton Weavers, Winders, and Warpers' Association.	590	0 3 0 4 0 5	}	—	20	{	6 0	5	}	—	—	}	—
							8 0	5					
							10 0	5					
					(Benefit may again be drawn after payment of 13 weeks' contributions.)								
					<i>Lock-out owing to action of any other branch of Cotton Trade:—</i>								
					Half Benefits.								
					<i>Breakdowns, Fires, Failures, &amp;c. (not Bad Trade):—</i>								
Bamber Bridge and District Weavers, Winders, and Warpers' Association.	868	0 4 0 6	}	—	26	{	6 0	4	}	3 0	2	}	—
							10 0	4					
					(Benefit may again be drawn after 20 weeks' interval.)								
					<i>Breakdowns, Fires, Failures, &amp;c. (not Bad Trade):—</i>								
Burnley and District Textile Operatives' Union.	441	0 4	}	—	13	{	10 0	5	}	—	—	}	—
					<i>Breakdowns, Fires, Failures, &amp;c. (not Bad Trade):—</i>								
Manchester, Salford and District Association of Power Loom Weavers.	500	0 2 0 3	}	—	26	{	4 0	6	}	—	—	}	—
							6 0	6					
					<i>Breakdowns, Fires, Failures, &amp;c. (not Bad Trade):—</i>								
Skipton and District Weavers and Winders' Association.	880	0 2 0 3 0 4 0 6	}	—	13	{	3 0	6	}	—	—	}	—
							6 0	6					
							9 0	6					
							15 0	6					

\* This Federation is a constituent of the  
 † This Association subsequently joined the Northern

REGARD TO UNEMPLOYED AND TRAVELLING BENEFITS—*continued.*  
*for Ordinary Members only.]*

BENEFIT.			
Travelling Benefit.	When exempt from Contributions through Unemployment, Sickness or Accident.	Other Benefits covered by Contributions of Members.	Organisations to which Unions contribute for certain financial benefits.
<b>Trades—cont.</b>			
—	Contributions reduced to 1d. per week when unemployed and not receiving benefit, and when sick.	Dispute, Funeral.	Northern Counties Amalgamated Associations of Weavers.*
—	—	Dispute, Funeral.	Do.
—	—	Dispute, Funeral, Legal Aid.	Do.
—	—	Dispute, Funeral, Legal Aid.	Do.
—	—	Dispute, Funeral, Legal Aid.	Do.
—	Contributions reduced to 1d. per week when not working 29 hours per week and not receiving benefit.	Dispute, Funeral, Distress Grants, Legal Aid.	+
—	—	Dispute, Accident Bonus, Legal Aid.	Northern Counties Amalgamated Associations of Weavers.*
—	Contributions reduced to 1d. per week when sick.	Dispute, Funeral, Legal Aid.	Do.
—	Contributions reduced to 1d. per week when unemployed.	Dispute, Funeral.	General Federation of Trade Unions.
—	—	Dispute, Sick and Accident.	—
—	—	Dispute, Funeral, Legal Aid.	Northern Counties Amalgamated Associations of Weavers.*

General Federation of Trade Unions.  
 Counties Amalgamated Associations of Weavers.



## ANALYSIS OF THE FINANCIAL RULES OF TRADE UNIONS WITH

[N.B.—The payments quoted are

Name of Union.	Number of Members at end of 1993.	ORDINARY <i>Regular</i> CONTRIBUTIONS.		No. of Weeks after joining Union before entitled to Unemployed and Travelling Benefits.	UNEMPLOYED					
					Weekly Amount and Duration of Ordinary Unemployed Benefit.					
		Per Week.	Additional <i>Regular</i> Contributions.		1st Period.		2nd Period.		3rd Period.	
					Rate.	Weeks.	Rate.	Weeks.	Rate.	Weeks.
		s. d.			s. d.		s. d.		s. d.	
<b>Cotton Weaving—cont.</b>					<b>Textile</b>					
<b>WEAVERS—cont.</b>					<i>Breakdowns, Fires, Failures, &amp;c. (not Bad Trade):—</i>					
Manchester and Salford Association of Patent Cop Winders, Bobbin and Hank Winders, Gassers, Doublers, and Reelers.	283	0 3	—	26	6 0	6	—	—	—	—
					<i>Breakdowns, Fires, Failures, &amp;c. (not Bad Trade):—</i>					
Barnoldswick and District Weavers, Winders, and Beamers' Association.	700	0 4 0 6	—	14	9 0 15 0	4 4	4 6 7 6	2 2	—	—
					<i>Breakdowns, Fires, Failures, &amp;c. (not Bad Trade):—</i>					
Stockport and District Weavers, Winders, Warpers and Reelers' Association.	1,501	0 5	1d. per week to Funeral Fund (optional).	Half Benefit, 16 Full Benefit, 26.	9 0	4	4 6	2	—	—
					<i>Bad Trade:—</i>					
					7 0	6	—	—	—	—
					<i>Breakdowns, Fires, Failures, &amp;c. (not Bad Trade):—</i>					
					12 0	4	6 0	2	—	—
					<i>Bad Trade:—</i>					
					10 0	6	—	—	—	—
West of Scotland Weaving Factories Female Workers' Industrial Union.	830	0 2	—	—	—	—	—	—	—	—
					<i>Breakdowns, Fires, Failures, &amp;c. (not Bad Trade):—</i>					
Manchester, Salford and Pendleton Weavers' Association.	300	0 4	—	21	6 0	8	—	—	—	—
					(Benefit may again be drawn after working 2 weeks.)					
					<i>Lock-out owing to action of any other branch of Cotton Trade:—</i>					
					If dispute is not a general one, scale as above; if a general one, half scale.					
Nelson and District Catholic Workers' Federation.	191	0 2 0 4 0 6	—	13	3 0 9 0 15 0	6 6 6	—	—	—	—
<b>OTHER WORKPEOPLE—</b>										
National Engineers' Association.	698	Not stated.	Not stated.	26	5 0	13	2 6	13	—	—
Bolton and District Engine Tenters and Firemen's Trade Union.	110	0 8 to 0 9½ according to age at entry.	1d. per month for Accident Bonus (optional).	52	8 0	12	4 0	12	—	—
<b>WOOLLEN, WORSTED AND STUFF TRADES:—</b>										
<b>PREPARING AND SPINNING:—</b>										
Bradford No. 2 Managers and Overlookers' Friendly Society. (Bradford Branch.)	403*	1 11 to 2 7 per month according to age at entry.	3d. per year to Benevolent Fund.	104	10 0	13	6 0	13	—	—
Bradford Woolsorters' Society.	289	3 3 per month.	—	52	7 0	26	3 6	not stated.	—	—
					(Benefit may again be drawn after working 4 weeks.)					

\* The total membership of the four branches of the Bradford No. 2 Managers and

† This Federation is a constituent of the

REGARD TO UNEMPLOYED AND TRAVELLING BENEFITS—*continued.*  
for Ordinary Members only.]

BENEFIT.			
Travelling Benefit.	When exempt from Contributions through Unemployment, Sickness or Accident.	Other Benefits covered by Contributions of Members.	Organisations to which Unions contribute for certain financial benefits.
<b>Trades—<i>cont.</i></b>			
—	—	Dispute.	—
—	—	Dispute, Funeral, Legal Aid.	Northern Counties Amalgamated Associations of Weavers.†
—	Contributions reduced to 1d. per week when unemployed or sick.	Dispute, Accident Bonus, Funeral, Legal Aid.	Do. †
—	—	Dispute, Sick and Accident, Funeral, Legal Aid.	—
—	Contributions reduced to 1d. per week when unemployed or sick and not receiving benefit.	Dispute, Funeral.	Northern Counties Amalgamated Associations of Weavers.†
—	—	Dispute, Funeral.	—
1s. at each lodge once in 3 months.	Contributions remitted when in arrears through distress or sickness (at discretion of Lodge).	Funeral. (Accident Bonus raised by special levy.)	—
—	When unemployed or sick ...	Dispute, Sick and Accident, Accident Bonus, Funeral.	Northern Counties Engine-men and Firemen's Federation.
—	—	Sick and Accident, Accident Bonus, Funeral, Benevolent Grants.	—
—	After one year's sick benefit contributions reduced to 1s. 6d. per month for remainder of sickness.	Dispute, Sick and Accident, Superannuation, Funeral.	—

Overlookers Friendly Society at the end of 1903 was 787. Each branch has its own rules.  
General Federation of Trade Unions.



## ANALYSIS OF THE FINANCIAL RULES OF TRADE UNIONS WITH

[N.B.—The payments quoted are

Name of Union.	Number of Members at end of 1908.	ORDINARY <i>Regular</i> CONTRIBUTIONS.		No. of Weeks after joining Union before entitled to Unemployed and Travelling Benefits.	UNEMPLOYED						
		Per Week.	Additional <i>Regular</i> Contributions.		Weekly Amount and Duration of Ordinary Unemployed Benefit.						
					1st Period.		2nd Period.		3rd Period.		
					Rate.	Weeks.	Rate.	Weeks.	Rate.	Weeks.	
		s. d.			s. d.		s. d.				
Woollen, Worsted and Stuff Trades— <i>cont.</i>											
PREPARING AND SPINNING— <i>cont.</i> Bradford and District Overlookers' Provident Society.	806	2 0 to 2 6 per month according to age at entry.	3d. per year to Contingent Fund.	104	10 6	12	6 6	12	—	—	Textile
Leeds and District Willeyers and Fettle's Union.	200	3d. to Trade and Management Fund. 3d. to Sick and Funeral Fund. 1½d. to Superannuation Fund. 1½d. to Contingent Fund.		26	11 0	10	5 6	8	—	— (Benefit may again be drawn after 26 weeks' interval.)	
National Union of Woollsorters.	1,265	3d. to Trade Fund. 4d. to Unemployment Fund. 2d. to Sick Fund. 6d. per year to Labour Representation Fund.		52	7 0	13	3 6	13	—	— (Benefit may again be drawn after 4 weeks' interval.)	
Bradford and District Machine Woolcombers' Association.	550	0 3	—	—	—	—	—	—	—	—	
CARD DRESSING, &c.											
Cleckheaton Card Dressers' Society.	54	2 0 per month.	—	26	10 0	14	5 0	38	2 6	re-mainder of unemploy-ment.	
Bradford and District Card Grinders and Jobbers' Association.	81	0 4	—	52	8 0	8	—	—	—	—	
WEAVING, FINISHING, &c.											
Bradford and District Power Loom Overlookers' Society.	868	0 8	—	52	10 0	14	5 0	12	—	— (Benefit may again be drawn after working 26 weeks.)	
Huddersfield and Dewsbury Power Loom Tuners' Mutual Improvement Association.	336	0 6 to 0 7½ according to age at entry.	—	26	15 0	8	10 0	6	—	— (Benefit may again be drawn after working 13 weeks.)	
Halifax and Keighley Power Loom Overlookers' Society.	95	0 4½	—	52	10 0	12	5 0	12	—	— (Benefit may again be drawn after working 26 weeks.)	
Yorkshire Twisters and Drawers-in Trade and Friendly Society.	746	0 6	—	52	10 0	14	5 0	26	—	— Case then considered by Committee.	
Leeds Power Loom Overlookers' Friendly Society.	121	1 6 to 2 6 per month, according to age at entry.	1d. per month to Contingent Fund.	52	10 0	10	5 0	4	—	—	

REGARD TO UNEMPLOYED AND TRAVELLING BENEFITS—*continued.*  
*for Ordinary Members only.]*

BENEFIT.	When exempt from Contributions through Unemployment, Sickness or Accident.	Other Benefits covered by Contributions of Members.	Organisations to which Unions contribute for certain financial benefits.
Travelling Benefit.			
<i>Trades—cont.</i>			
—	—	Sick and Accident, Funeral, Distress Grants. (Accident Bonus raised partly by special levy.)	—
—	—	Dispute, Sick and Accident, Superannuation, Funeral, Distress Grants, Legal Aid.	Yorkshire Textile Workers' Federation.
—	Case considered by Secretary when in arrears through unavoidable circumstances.	Dispute, Sick and Accident, Legal Aid.	—
—	When unemployed or sick ...	Dispute, Trade Accident, Accident Bonus, Funeral, Distress Grants, Legal Aid.	Yorkshire Textile Workers' Federation.
—	When sick for longer than one month. When unemployed and not entitled to benefit. Contributions reduced by half when receiving unemployed benefit for one month or longer.	Dispute, Loans for Fares to Jobs.	General Federation of Trade Unions.
—	—	Dispute, Legal Aid.	—
—	When unable to pay through sickness. Contributions reduced to 6d per week when unemployed.	Dispute, Accident Bonus, Fatal Accident Grant, Superannuation, Funeral.	—
—	Contributions reduced to 4d. per week when unemployed and not entitled to benefit.	Sick and Accident, Superannuation, Funeral.	—
—	When unable to pay through sickness or unavoidable misfortune.	Victim, Accident Bonus, Funeral.	—
—	When unable to pay through sickness or unavoidable misfortune.	Dispute, Funeral, Distress Grants.	—
Grants made from Contingent Fund.	When unemployed or sick more than 3 months.	Sick and Accident, Funeral, Distress Grants.	—



## ANALYSIS OF THE FINANCIAL RULES OF TRADE UNIONS WITH

[N.B.—The payments quoted are

Name of Union.	Number of Members at end of 1908.	ORDINARY <i>Regular</i> CONTRIBUTIONS.		No. of Weeks after joining Union before entitled to Unemployed and Travelling Benefits.	UNEMPLOYED					
		Per Week.	Additional <i>Regular</i> Contributions.		Weekly Amount and Duration of Ordinary Unemployed Benefit.					
					1st Period.		2nd Period.		3rd Period.	
					Rate.	Weeks.	Rate.	Weeks.	Rate.	Weeks.
		<i>s. d.</i>			<i>s. d.</i>		<i>s. d.</i>			
Woollen, Worsted and Stuff Trades— <i>cont.</i>					Textile					
WEAVING, FINISHING, &c.— <i>cont.</i>					Breakdowns, Fires, Failures, &c. (not Bad Trade):—					
General Union of Weavers and Textile Workers.	Males, 2,500. Females, 1,850.	0 2½ 0 3½	2d. to 3½d. per week, according to age at entry, to Sick and Funeral Fund (optional for each branch).	24	3 6 5 0	8 8	— —	— —	— —	— —
Glasgow and District Hand Mill and Horizontal Warpers' Society.	154	0 6	—	26	8 0	13	—	—	—	—
Bradford and District Warp Dressers' Association.	842	3½d. to 1d.	Unemployment and Funeral Fund. to Management Fund.	52	10 0	6	5 0	6	—	—
Halifax and District Association of Warp Dressers.	50	2½d. to 2½d.	Unemployed and Funeral Fund. to Management Fund.	26	10 0	6	5 0	6	—	—
Yeadon, Guiseley and District Factory Workers' Union.	343	0 1	—	13	2 0	1 month	—	—	—	—
Skipton and District Warp Dressers' Association.	184	0 4	—	26	Breakdowns, Fires, Failures, &c. (not Bad Trade):— 10 0   6   —   —   —   — Case then considered by Committee. Bad Trade:— 10 0   6   5 0   6   —   — Case then considered by Committee. (Benefit may again be drawn after working 26 weeks.)					
United Wool Shawl, Fall and Antimacassar Trade Union of Hucknall Torkard and District.	113	0 3	—	—	—	—	—	—	—	—
Saddleworth Weavers and Woollen Textile Workers' Association.	362	0 3	—	26	6 0	13	—	—	—	—
Yorkshire Blanket Raisers' Association.	125	0 3	—	24	6 0	1 month	—	—	—	—
Alva Textile Workers' Union	100	0 1	—	Not stated.	Lock-out owing to dispute of other work-people:— Not fixed by Rule.					
Huddersfield and District Healders and Twisters' Trade and Friendly Society	319	0 4½	—	52	10 0	12	5 0	4	—	—
Leeds and District Warp Dressers and Twisters' Union.	188	3d. to 1d.	Unemployment and Funeral Fund. to Management Fund.	52	10 0	12	—	—	—	—

\* This Federation is a constituent of the  
† This Union subsequently joined the

REGARD TO UNEMPLOYED AND TRAVELLING BENEFITS—*continued.*  
for Ordinary Members only.]

BENEFIT.			
Travelling Benefit.	When exempt from Contributions through Unemployment, Sickness or Accident.	Other Benefits covered by Contributions of Members.	Organisations to which Unions contribute for certain financial benefits.
<b>Trades—cont.</b>			
—	When unemployed or sick and not receiving benefit.	Dispute, Sick and Accident, Funeral.	General Federation of Trade Unions and Yorkshire Textile Workers' Federation.
—	—	Sick and Accident, Funeral.	—
—	When sick ... ..	Dispute, Funeral, Loans for Fares to Jobs.	General Union of Lancashire and Yorkshire Warp Dressers' Associations.
—	When sick ... ..	Dispute, Funeral, Fares to Jobs.	Do.
—	—	Dispute, Legal Aid.	Yorkshire Textile Workers' Federation.
—	When sick ... ..	Dispute, Funeral.	General Union of Lancashire and Yorkshire Warp Dressers' Associations.
—	—	Dispute. (Funeral benefit raised partly by special levy.)	—
—	—	Dispute, Accident Bonus, Funeral.	Northern Counties Amalgamated Association of Weavers.*
—	—	Dispute.	Yorkshire Textile Workers' Federation.
—	—	Dispute, Trade Accident.	—
—	Arrears remitted when unable to pay through sickness or unavoidable misfortune (at discretion of Committee).	Dispute, Funeral, Distress Grants.	—
—	When sick or in distress arrears may be remitted (at discretion of Committee).	Dispute, Funeral.	†

General Federation of Trade Unions.  
Yorkshire Textile Workers' Federation.



## ANALYSIS OF THE FINANCIAL RULES OF TRADE UNIONS WITH

[N.B.—The payments quoted are

Name of Union.	Number of Members at end of 1908.	ORDINARY <i>Regular</i> CONTRIBUTIONS.		No. of Weeks after joining Union before entitled to Unemployed and Travelling Benefits.	UNEMPLOYED					
					Weekly Amount and Duration of Ordinary Unemployed Benefit.					
		Per Week.	Additional <i>Regular</i> Contributions.		1st Period.		2nd Period.		3rd Period.	
					Rate.	Weeks.	Rate.	Weeks.	Rate.	Weeks.
		<i>s. d.</i>			<i>s. d.</i>		<i>s. d.</i>		<i>s. d.</i>	
<b>Woollen, Worsted and Stuff Trades—<i>cont.</i></b>					<b>Textil</b>					
WEAVING, FINISHING, &c.— <i>cont.</i>										
Huddersfield and District Warpers' Association.	202	0 4½	—	52	12 0	14	—	—	—	—
Keighley and District Power Loom Overlookers' Society.	80	2 0 to 2 8 per month according to age at entry.	1d. per month to Distress Fund.	52	12 0	10	6 0	10	—	—
					(Benefit may again be drawn after working 26 weeks.)					
					<i>Breakdowns, Fires, Failures, Lock-outs,* &amp;c. (not Bad Trade) :—</i>					
					10 0	13	5 0	13	—	—
<b>LINEN AND JUTE MANUFACTURE :—</b>										
Flax Dressers' Trade and Benevolent Trade Union (Ireland).	1,150	0 9	—	26	10 9	8	—	—	—	—
Power Loom Tenters Trade Union of Ireland (Belfast).	365	10d. to General Fund. 5d. to Superannuation Fund.		52	After 1 year's membership :—					
					10 0	13	8 0	13	5 0	26
					After 5 years' membership :—					
					10 0	13	8 0	13	6 0	65
					After 10 years' membership :—					
					10 0	13	8 0	13	6 0	re- main- der of unem- ploy- ment.
Belfast Power Loom Yarn Dressers' Trade Society.	150	6d. to Trade Fund. 4d. to Sick and Funeral Fund. 2d. to Management Fund.		52	12 0	16	9 0	16	7 6	re- main- der of unem- ploy- ment.
Dundee and District Mill and Factory Operatives' Union.	6,475	0 1 0 2	—	26	<i>Breakdowns (not Bad Trade) :—</i>					
					5 0	2	—	—	—	—
					10 0	2	—	—	—	—
					<i>Lock-out owing to action of majority of Mill Hands where members are in a minority :—</i>					
					Not stated.					
Forfar Factory Workers' Union.	1,885	0 1 0 2	—	26	<i>Lock-out owing to action of majority of Mill Hands where members are in a minority :—</i>					
					Not stated.					
Brechin Mill and Factory Operatives' Union.	1,093	0 1 0 2	—	—	—	—	—	—	—	—
Dunfermline Power Loom Tenters' Association.	120	0 3	—	52	10 0	13	5 0	13	—	—
Dunfermline Yarn Dressers' Association.	41	0 3	—	52	15 0	10	—	—	—	—
Irish Linen Lappers' Trade Union (Belfast).	109	0 6	—	52	After 1 year's membership :—					
					10 0	6	—	—	—	—
					After 2 years' membership :—					
					10 0	8	—	—	—	—
					After 3 years' membership :—					
					10 0	10	—	—	—	—
					After 4 years' membership :—					
					10 0	12	—	—	—	—

\* In cases of lock-out owing to disputes in kindred trades, members receive in addition

† The General Union is a constituent of the General Federation of Trade Unions.

‡ This Federation subsequently became affiliated to the General Union of Associations of

REGARD TO UNEMPLOYED AND TRAVELLING BENEFITS—*continued.*  
for Ordinary Members only.]

BENEFIT.			
Travelling Benefit.	When exempt from Contributions through Unemployment, Sickness or Accident.	Other Benefits covered by Contributions of Members.	Organisations to which Unions contribute for certain financial benefits.
<b>Trades—cont.</b>			
—	—	Dispute.	—
—	When unemployed or sick...	Dispute, Trade Accident, Funeral, Fares to Jobs, Distress Grants.	General Union of Associations of Loom Overlookers.†
—	Exempt from not more than 3 months' contributions in any one year when unemployed through slackness of work.	Dispute, Sick and Accident, Funeral, Loans for Fares to Jobs, Emigration, Legal Aid.	—
—	When unemployed or sick...	Dispute, Accident Bonus, Superannuation, Medical Aid. (Funeral benefit raised partly by special levy.)	—
—	—	Dispute, Sick and Accident, Accident Bonus, Funeral, Fares to Jobs, Emigration, Medical Aid.	—
—	Contributions reduced when unemployed or sick.	Dispute, Trade Accident, Funeral, Legal Aid.	—
—	—	Dispute, Funeral, Legal Aid.	—
—	—	Dispute.	General Federation of Trade Unions and Scottish Mill, Factory, and Bleachfield Workers' Federal Union.
—	—	Victim, Incapacitation Grant, Superannuation, Retirement Grant, Half-Yearly Bonus to members over 60 years old.	Scottish Federation of Power Loom Tenters.†
—	—	Victim, Accident Bonus.	—
—	When unemployed ...	Dispute, Sick and Accident, Superannuation, Funeral, Medical Aid.	—

to the amounts given in the Table, 10s. per week for 52 weeks from the General Union.

Loom Overlookers, which is a constituent of the General Federation of Trade Unions.



## ANALYSIS OF THE FINANCIAL RULES OF TRADE UNIONS WITH

[N.B.—The payments quoted are

Name of Union.	Number of Members at end of 1908.	ORDINARY <i>Regular</i> CONTRIBUTIONS.		No. of Weeks after joining Union before entitled to Unemployed and Travelling Benefits.	UNEMPLOYED					
		Per Week.	Additional <i>Regular</i> Contributions.		Weekly Amount and Duration of Ordinary Unemployed Benefit.					
					1st Period.		2nd Period.		3rd Period.	
					Rate.	Weeks.	Rate.	Weeks.	Rate.	Weeks.
		s. d.			s. d.		s. d.			
Linen and Jute Manufacture— <i>cont.</i>					Textile					
					<i>Breakdowns (not Bad Trade) :—</i>					
Flax Roughers and Yarn Spinners' Trade Union (Ireland).	Males, 1,179. Females, 220.	Males, 0 4 Females, 0 2	}	52	12 4	2	}	—	—	—
					6 2	2				
Irish Hand-Loom Damask Weavers' Trade Union (Lisburn).	43	0 2	—	—	—	—	—	—	—	—
Beetling Enginemen's Trade Union (Belfast).	209	0 3	—	—	—	—	—	—	—	—
					<i>Breakdowns, Fires, Failures, &amp;c. (not Bad Trade) :—</i>					
Textile Operatives' Society of Ireland.	2,054	0 1 0 2	}	52	2 6 6 0	6 6	}	—	—	—
Lurgan Hemmers and Veiners' Trade Union.	448	0 1	—	52	6 0	1 month	—	—	—	—
					<i>Breakdowns (not Bad Trade) :—</i>					
Dundee and District Union of Jute and Flax Workers.	3,728	0 2	—	26	5 0	2	}	—	—	—
					Lock-out owing to action of strikers over whom Union has no control :—					
Ulster Weavers and Winders' Trade Union.	271	0 1 0 2	}	—	10 0	Not stated.	}	—	—	—
Arbroath Mill and Factory Workers' Union.	780	0 1 0 2	}	26	<i>Breakdowns, Fires, Failures, &amp;c. (not Bad Trade) :—</i> Not stated.					
Kirkcaldy and District Power Loom Tenters' Society.	67	0 3	—	—	—	—	—	—	—	—
HOSIERY MANUFACTURE :—										
Nottingham Hand Ribbed Hosiery Society.	44	Not stated.	Not stated.	—	—	—	—	—	—	—
Nottingham Rotary Power Framework Knitters' Society.	346	1 0	—	—	*	*	—	—	—	—
Beeston Framework Knitters' Union.	37	0 3	—	—	—	—	—	—	—	—
					<i>Fires and Removal of Machinery only :—</i>					
Hinckley and District Hosiery Trimmers' Union.	175	3d. to Trade and Management Fund. 2d. to Sick and Funeral Fund. 1d. to Superannuation Fund.		26	10 0	1 month	—	—	—	—
					<i>Fires and Failures only :—</i>					
Leicester and Leicestershire Trimmers' Association.	715	0 6	—	Not stated.	10 0	12	—	—	—	—
Basford and District Hosiery Trimmers' Association.	257	5d. to Trade Fund. 1½d. to Sick Fund. 1½d. to Superannuation Fund.		26	7 0	15	—	—	—	—

\* In July, 1908, the National Amalgamated Hosiery Federation adopted a scheme under which Unemployed Benefit is constituent Unions had not yet been revised, the contributions stated in the

† This Union subsequently joined the General Federation of Trade Unions.

‡ The Arbroath Union subsequently seceded from the Scottish Federal Union.

§ This Federation subsequently became affiliated to the General Union of Associations of Loom Overlookers, which This Federation is a constituent of the General Federation of Trade Unions.

REGARD TO UNEMPLOYED AND TRAVELLING BENEFITS—*continued.*  
for Ordinary Members only.]

BENEFIT.			
Travelling Benefit.	When exempt from Contributions through Unemployment, Sickness or Accident.	Other Benefits covered by Contributions of Members.	Organisations to which Unions contribute for certain financial benefits.
<b>Trades—cont.</b>			
—	Exempt for a period not exceeding 25 weeks in any one year when sick.	Dispute, Funeral, Fares to Jobs, Legal Aid.	—
—	—	Dispute, Funeral.	—
—	When unemployed ...	Dispute, Funeral.	—
—	Exempt for not more than 13 weeks in any one year when sick or receiving unemployed Benefit	Dispute, Funeral, Legal Aid.	—
—	—	Dispute, Trade Accident, Funeral.	—
—	—	Dispute, Trade Accident, Legal Aid.	General Federation of Trade Unions.
—	—	Dispute, Funeral, Legal Aid.	+
—	—	Dispute.	General Federation of Trade Unions and Scottish Mill, Factory, and Bleachfield Workers' Federal Union.†
—	—	Victim.	Scottish Federation of Power Loom Tenters.§
—	—	Dispute.	—
—	Contributions reduced when unemployed or working short time, and when sick.	Dispute, Sick and Accident, Funeral.	National Hosiery Federation.
—	—	Dispute. (Funeral benefit raised partly by special levy.)	—
—	After exhausting sick pay contributions reduced to 4d. per week if able to work, or 1½d. if unable to work.	Dispute, Sick, Trade Accident, Superannuation, Funeral, Annual Bonus.	Midland Counties Federation of Bleachers, Dyers, Scourers and Trimmers.
—	Contributions reduced to 1d. per week when unemployed or sick and not receiving benefit.	Dispute, Superannuation, Funeral, Distress Grants.	Do.
Gift of 2s. plus train fare.	When receiving sick benefit. Contributions reduced to 3d. per week when not earning 12s. per week.	Dispute, Sick and Accident, Superannuation, Funeral.	Do.

paid at the rate of 8s. per week for 8 weeks in the case of men, women to receive a proportionate amount. The Rules of the Table providing for the benefits there given and not for Unemployed Benefit.

is a constituent of the General Federation of Trade Unions.



## ANALYSIS OF THE FINANCIAL RULES OF TRADE UNIONS WITH

[N.B.—The payments quoted are

Name of Union.	Number of Members at end of 1908.	ORDINARY <i>Regular</i> CONTRIBUTIONS.		No. of Weeks after joining Union before entitled to Unemployed and Travelling Benefits.	UNEMPLOYED					
		Per Week.	Additional <i>Regular</i> Contributions.		Weekly Amount and Duration of Ordinary Unemployed Benefit.					
					1st Period.		2nd Period.		3rd Period.	
					Rate.	Weeks.	Rate.	Weeks.	Rate.	Weeks.
		<i>s. d.</i>			<i>s. d.</i>		<i>s. d.</i>			
<b>Hosiery Manufacture—cont.</b>					<b>Textile</b>					
Leicester and Leicester-shire Amalgamated Hosiery Union.	Males, 550 Females, 856	Males, 0 6 Females, 0 3	—	6	Grants of £6 to members whose machines have been permanently stopped or removed into the country. Grants of £3 to members whose machines have been permanently stopped or removed into the country.					
Ilkeston and District Hosiery Union.	Males, 538 Females, 140	Males, 0 6 Females, 0 2			—	—	•	•	—	—
Nottingham Female Hosiery Workers' Union.	58	0 2	—	—	•	•	—	—	—	—
Loughborough Federated Hosiery Union.	100	0 6	—	—	•	•	—	—	—	—
Hinckley Federated Hosiery Union.	Males, 204 Females, 156	Males, 0 6 Females, 0 3	—	—	•	•	—	—	—	—
Hawick Hosiery Union	Males, 164 Females, 252	Males, 0 3 Females, 0 2			—	52	12 0	6	—	—
					8 0	6	—	—	—	—
<b>CARPET MANUFACTURE:—</b>										
Power Loom Carpet Weavers' Mutual Defence and Provident Association (Kidderminster).	790	0 7½	—	Half Benefit, 26 Full Benefit, 52.	5 0	14	2 6	14	—	—
Scotch Power Loom Carpet Trades Protective and Provident Association.	416	0 6	—	—	—	—	—	—	—	—
Northern Counties Power Loom Carpet Weavers' Association.	315	0 6	—	52	10 0	12	5 0	12	—	—
					plus 1s. per week for each child under 12 years.					
Halifax and District Carpet Power Loom Tuners' Association.	29	0 6	—	26	10 0	16	5 0	16	—	—
					Case then considered by the Committee.					
<b>ELASTIC WEB, &amp;c. MANUFACTURE:—</b>										
Derby and Nottingham United Surgical Elastic Bandage Makers' Society.	129	0 8	—	52	10 0	13	—	—	—	—
					Case then considered by Society.					
Leicester Elastic Braid Hands' Trade and Sick Benefit Society.†	60	0 9	—	—	—	—	—	—	—	—

\* In July, 1908, the National Amalgamated Hosiery Federation adopted a scheme under which Unemployed Benefit is constituent Unions had not yet been revised, the contributions stated in the Table

† The rules analysed were in operation in 1908, and no intimation has been received as to whether any subsequent

‡ This Federation is a constituent of the General Federation of Trade Unions.

§ This Association subsequently joined the General Federation of Trade Unions.

REGARD TO UNEMPLOYED AND TRAVELLING BENEFITS—*continued.*  
for Ordinary Members only.]

BENEFIT.		When exempt from Contributions through Unemployment, Sickness or Accident.	Other Benefits covered by Contributions of Members.	Organisations to which Unions contribute for certain financial benefits.
Travelling Benefit.				
<b>Trades—cont.</b>				
—		Contributions reduced to 3d. when not earning 15s. per week.	Dispute, Sick and Accident, Retirement Grant.	National Hosiery Federation.†
—		Contributions reduced to 1½d. when not earning 7s. 6d. per week.		
—		When not earning 12s. per week.	Dispute, Funeral.	Do.
—		When not earning 4s. per week.		
—		When earning less than 5s. per week.	Dispute.	Do.
—		Contributions reduced by half when not earning 15s. per week.	Dispute.	Do.
—		—	Dispute, Sick and Accident.	Do.
{ At discretion of Committee.		When unemployed or sick ...	Dispute.	—
		—	Dispute, Sick and Accident, Bonus, Superannuation, Funeral, Emigration, Medical Aid.	—
—		—	Dispute, Sick and Accident, Funeral.	§
—		—	Dispute, Sick and Accident, Bonus, Funeral, Emigration.	—
—		—	Sick and Accident, Funeral.	—
Gift of 2s. 6d.	...	When receiving lowest rate of sick pay. Contributions reduced when not earning 10s. per week.	Dispute, Sick and Accident, Superannuation, Funeral.	—
—		Contributions reduced when receiving sick pay, and when unemployed through slack trade.	Dispute, Sick and Accident, Funeral.	Amalgamated Association of Elastic Web Weavers, Braid Hands and Smallware Fabric Makers.‡

paid at the rate of 8s. per week for 8 weeks in the case of men, women to receive a proportionate amount. The Rules of the providing for the benefits there given and not for Unemployed Benefit alteration has been made.



## ANALYSIS OF THE FINANCIAL RULES OF TRADE UNIONS WITH

[N.B.—The payments quoted are

Name of Union.	Number of Members at end of 1908.	ORDINARY <i>Regular</i> CONTRIBUTIONS.		No. of Weeks after joining Union before entitled to Unemployed and Travelling Benefits.	UNEMPLOYED					
		Per Week.	Additional <i>Regular</i> Contributions.		Weekly Amount and Duration of Ordinary Unemployed Benefit.					
					1st Period.		2nd Period.		3rd Period.	
					Rate.	Weeks.	Rate.	Weeks.	Rate.	Weeks.
		s. d.			s. d.		s. d.		s. d.	
<b>Elastic Web, &amp;c. Manufacture—cont.</b>					<b>Textile</b>					
Leicester and District Elastic Web and General Fabric Weavers' Society.	310	0 6	—	13	7 0	4	—	—	—	—
<b>LACE MANUFACTURE:—</b>										
Warp Lace Trade Society (Nottingham).	80	Not fixed by Rule.	Not fixed by Rule.	26	Not fixed by Rule.	12	—	—	—	—
Amalgamated Society of Operative Lacemakers.	3,078	1 0	3s. 6d. per quarter to Superannuation and Funeral Funds.	26	{ 7 6 12 — — — — When machines have been destroyed by fire:— 10 0 12 — — — — When machines have been sold, removed, or broken up, &c. (after 5 years' membership):— Not more than £3 in any one year.					
Amalgamated Society of Lace Pattern Readers, Correctors, Press and Piano Punchers.	50	1 0	—	26	Not fixed by Rule.	12	—	—	—	—
Long Eaton and District Association of Operative Lacemakers.	186	Not fixed by Rule.	3d. per week to Sick and Funeral Fund (179 Members).	26	Not fixed by Rule.					
Female Lace Workers' Society (Nottingham).	200	Not fixed by Rule.*	Not fixed by Rule.	26	Not fixed by Rule.	6	—	—	—	—
Levers Jacquard Card Punchers' Society (Nottingham).	15	Not fixed by Rule.	Not fixed by Rule.	26	Not fixed by Rule.	12	—	—	—	—
Auxiliary Society of Male Lace Workers (Nottingham).	512	0 3	—	26	4 0	12	—	—	—	—
<b>SILK MANUFACTURE:—†</b>										
Dublin Silk and Poplin Weavers' Union.	233	0 4 for each loom.	—	—	—	—	—	—	—	—
Amalgamated Society of Silk Twisters (Leek).	129	0 5 to Trade and Funeral Fund. 0 1 for Management Expenses.	—	—	—	—	—	—	—	—
Associated Trimming Weavers' Society (Leek).	260	0 9	—	52	10 0	12	5 0	12	—	—
Macclesfield Hand Loom Silk Weavers' Friendly and Trade Association.	174	0 6 per month.	—	—	—	—	—	—	—	—
Amalgamated Society of Silk Pickers (Leek).	211	5d. to Trade and Funeral Fund. 1d. to Management Fund.	—	—	—	—	—	—	—	—
Amalgamated Society of Braid Workers and Kindred Trades (Leek).	Males, 160 Females, 560	Males, 0 6 Females, 0 3	—	—	—	—	—	—	—	—
Congleton Association of Trimming Weavers.	85	0 4								
Amalgamated Furniture Silk Weavers' Union (Braintree).	60	0 2	4d. per quarter to Incidental Fund.	—	—	—	—	—	—	—
Plush, Silk, and Textile Workers' Union (Bradford).	36	0 2	3d. per quarter	—	—	—	—	—	—	—

\* Members working at home pay half contributions and are entitled to dispute benefit only.

† This Federation is a constituent of the General Federation of Trade Unions.

REGARD TO UNEMPLOYED AND TRAVELLING BENEFITS—*continued.*  
for Ordinary Members only.]

BENEFIT.			
Travelling Benefit.	When exempt from Contributions through Unemployment, Sickness or Accident.	Other Benefits covered by Contributions of Members.	Organisations to which Unions contribute for certain financial benefits.
<b>Trades—cont.</b>			
—	When working less than 30 hours per week. Contributions reduced when working 30 and under 40 hours per week.	Dispute, Sick Grants, Funeral.	Amalgamated Association of Elastic Web Weavers, Braid Hands and Smallware Fabric Makers.†
—	When unemployed or sick.	Dispute, Sick and Accident, Accident Bonus, Funeral, Legal Aid.	—
—	Contributions reduced when unemployed or sick.	Dispute, Sick and Accident, Accident Bonus, Superannuation, Funeral, Legal Aid.	General Federation of Trade Unions.
—	When not earning 5s. per week.	Dispute, Sick and Accident. (Funeral benefit raised by special levy.)	Do.
—	Exempt from contributions to Trade Fund when unemployed or sick	Victim, Sick and Accident. (Funeral benefit raised partly by special levy.)	—
—	When unemployed or sick.	Dispute.	—
—	When earning less than unemployed benefit.	Dispute, Sick and Accident, Funeral, Retirement Grant, Distress Grants.	—
—	When not earning 4s. per week.	Dispute, Sick and Accident, Retirement Grant. (Funeral benefit raised by special levy.)	General Federation of Trade Unions.
—	—	Emigration, Loans.	—
—	Contributions reduced to 1d. per week when unemployed or sick.	Dispute, Superannuation, Funeral.	Leek and District Textile Federation.†
—	Contributions reduced when working not more than 4½ days per week.	Dispute, Funeral.	Do.
—	—	Victim.	—
—	Contributions reduced to 1d. per week when unemployed or sick.	Dispute, Funeral, Superannuation.	Leek and District Textile Federation.†
—	Contributions reduced when unemployed or sick.	Dispute, Superannuation, Funeral.	Do.
—	Contributions reduced when unemployed or sick.	Dispute, Funeral.	General Federation of Trade Unions.
—	When an inmate of an infirmary or hospital.	Dispute.	—
—	When unemployed 4 weeks.	Dispute.	—



## ANALYSIS OF THE FINANCIAL RULES OF TRADE UNIONS WITH

[N.B.—The payments quoted are

Name of Union.	Number of Members at end of 1908.	ORDINARY <i>Regular</i> CONTRIBUTIONS.		No. of Weeks after joining Union before entitled to Unemployed and Travelling Benefits.	UNEMPLOYED					
					Weekly Amount and Duration of Ordinary Unemployed Benefit.					
		Per Week.	Additional <i>Regular</i> Contributions.		1st Period.		2nd Period.		3rd Period.	
					Rate.	Weeks.	Rate.	Weeks.	Rate.	Weeks.
		s. d.			s. d.		s. d.		s. d.	
<b>Silk Manufacture—cont.</b>					<b>Textile</b>					
Macclesfield Power Loom Silk Weavers and General Silk Workers' Association.	507	0 2	—	26	<i>Breakdowns, Fires, Failures, &amp;c. (not Bad Trade):—</i>					
					8 0	Not stated.				
Leek Women Workers' Union.	2,790	0 3	—	52	5 0	8	2 6	8	—	—
<b>TEXTILE PRINTING, BLEACHING, DYEING AND FINISHING:—</b>										
Trade Society of Machine Calico Printers.	987	1 0	—	26	10 0	18	5 0	26	—	—
Basford and District Bleachers' Association.	125	Not fixed by Rule.	Not fixed by Rule.	26	7 6	13	—	—	—	—
National Society of Dyers and Finishers.	Males, 2,737	Males. 2d. to Trade Fund. 1d. to Branch Management Fund. 1d. to Superannuation Fund. 1d. to General Federation of Trade Unions and Dyers' Federation. 1d. to Central Office Fund.	Males.	24	9 0	13	(Benefit may again be drawn after working 13 weeks.)			
	Females, 276	0 3	Females. —	Not stated.	4 6	13	(Benefit may again be drawn after 13 weeks' interval.)			
Amicable and Brotherly Society of Machine Printers—Scottish Section.	268	4 0 per month.	2s. per year to Benevolent Fund.	26	12 0	26	6 0	52	—	—
Rosendale and Yorkshire Amalgamated Woollen Block Printers' Trade Society.	69	1 0 per month.	—	—	—	—	—	—	—	—
Operative Bleachers, Dyers, and Finishers' Association, Bolton Amalgamation.	Males, 9,849	Males, 0 6	6d. per annum to Parliamentary Representation Fund.	52	10 0 13 7 6 13 — — <i>When unemployed through infectious disease in family, &amp;c.</i>					
	Females, 1,381.	Females, 0 2	—		15 0 Not stated. — — — — — 4 0 13 3 0 13 — — <i>When unemployed through infectious disease in family, &amp;c.</i>					
					5 0 Not stated. — — — — — 9 0 13 — — — — — (Benefit may again be drawn after 13 weeks' interval.)					
Radcliffe and District Cotton Skein Dyers, Bleachers, and Sizers' Association.	404	0 3	—	24						
Nottingham Dyers' Association.	120	0 6	—	26	8 0	8	6 0	5	—	—
Glasgow and District Calendermen's Association.	150	0 4	—	52	After 1 year's membership:— 8 0 5 6 0 6 — — After 3 years' membership:— 9 0 5 7 0 6 — — After 5 years' membership:— 10 0 5 8 0 5 — — After 7 years' membership:— 11 0 5 9 0 5 — —					

\* This Federation is a constituent of the

REGARD TO UNEMPLOYED AND TRAVELLING BENEFITS—*continued.*  
for Ordinary Members only.]

BENEFIT.			
Travelling Benefit.	When exempt from Contributions through Unemployment, Sickness or Accident.	Other Benefits covered by Contributions of Members.	Organisations to which Unions contribute for certain financial benefits.
<b>Trades—cont.</b>			
—	—	Dispute, Distress Grants, Legal Aid.	General Federation of Trade Unions.
—	—	Dispute, Sick and Accident, Legal Aid.	Leek and District Textile Federation.*
—	Contributions reduced to 3d. per week after 18 weeks' unemployment. If unable to pay above, contributions reduced to 6d. per month to Funeral Fund.	Dispute, Trade Accident, Accident Bonus, Superannuation, Funeral, Distress Grants.	—
—	—	Dispute, Trade Accident, Superannuation, Funeral.	Midland Counties Federation of Bleachers, Dyers, Scourers and Trimmers.*
—	{ Contributions reduced to 1d. per week when unemployed, or sick, and not receiving benefit.	Dispute, Superannuation, Funeral.	{
—	—	Dispute, Funeral.	{ General Federation of Trade Unions and National Federation of Bleachers, Dyers and Kindred Trades.
—	When receiving benefit. Contributions reduced when temporarily engaged at other employment.	Dispute, Sick and Accident, Superannuation, Accident Bonus, Funeral, Emigration, Benevolent Grants.	—
—	When unemployed or sick ...	Dispute, Retirement Grant, Emigration, (Funeral benefit raised by special levy.)	—
—	—	Dispute, — Accident Bonus, Superannuation, Funeral, Fares to Jobs, Benevolent Grants, Legal Aid.	{
—	—	Dispute, Funeral, Fares to Jobs.	{ National Federation of Bleachers, Dyers and Kindred Trades.
—	When unemployed and not receiving benefit and when sick.	Dispute, Funeral.	{
—	When unemployed and when not working 27 hours per week. Contributions reduced to 6d. per quarter after 18 weeks' sickness.	Trade Accident, Victim, Funeral, Distress Grants.	{
—	Contributions reduced when unemployed, sick, or working continuous short time.	Victim, Superannuation, Funeral.	{



## ANALYSIS OF THE FINANCIAL RULES OF TRADE UNIONS WITH

[N.B.—The payments quoted are

Name of Union.	Number of Members at end of 1908.	ORDINARY <i>Regular</i> CONTRIBUTIONS.		No. of Weeks after joining Union before entitled to Unemployed and Travelling Benefits.	UNEMPLOYED							
		Per Week.	Additional <i>Regular</i> Contributions.		Weekly Amount and Duration of Ordinary Unemployed Benefit.							
					1st Period.		2nd Period.		3rd Period.			
					Rate.	Weeks.	Rate.	Weeks.	Rate.	Weeks.		
		<i>s.</i>	<i>d.</i>		<i>s.</i>	<i>d.</i>		<i>s.</i>	<i>d.</i>		<i>s.</i>	<i>d.</i>
<b>Textile Printing, Bleaching, Dyeing and Finishing—cont.</b>					<b>Textile</b>							
Amalgamated Society of Dyers.	7,724	2d. to Trade Fund. 2d. to Sick and Funeral Fund. 2d. to Management Fund.		52	8 0	10	5 0	10	—	—		
South of England Block Printers' Trade and Benefit Society.	84	0 6	—	—	—	—	—	—	—	—		
Dundee and District Calender Workers' Union.	250	0 2	—	26	10 0	2	—	—	—	—		
Scottish Bleachfield Workers' Union.*	160	0 2½	—	Breakdowns, 26 Unemployed, 52.	6 0	4	—	—	—	—		
					<i>Bad Trade:—</i>							
					<i>Stoppage caused by Breakdowns, Severe Weather, Shortness of Water, or Flood:—</i>							
					12 0	Not stated.	—	—	—	—		
Amalgamated Society of Silk and Cotton Dyers (Leek).	550	2d. to Trade Fund. 2d. to Sick and Funeral Fund. 2d. to Management Fund.		52	8 0	12	5 0	12	—	—		
Leicester Dyers and Scourers' Union.	383	0 6	—	12	5 0	4	—	—	—	—		
					<i>Unemployed (not Fires or Failures).</i>							
Fifeshire Cloth Lappers and Finishers' Association.	85	0 3	—	52	10 0	10	—	—	—	—		
Calico Block Printers' Protection Society.†	Not stated.	Not fixed by Rule.	Levy of 1s. half-yearly.	—	—	—	—	—	—	—		
<b>PACKERS, WAREHOUSEMEN, &amp;c.:—</b>												
Bradford Stuff Makers-up Provident Society.	121	1 6½ per month.	—	26	10 6	Up to £25.	8 0	Up to £15.	6 0	Not stated.		
Amalgamated Society of Makers-up (Manchester).‡	273	0 9	—	52	After 12 months' membership:—							
					6 0	Not stated.	—	—	—	—		
					After 18 months' membership:—							
					7 0	Not stated.	—	—	—	—		
					After 2 years' membership:—							
					8 0	Not stated.	—	—	—	—		
					After 3 years' membership:—							
					9 0	Not stated.	—	—	—	—		
					After 4 years' membership:—							
					10 0	Not stated.	—	—	—	—		
					After 5 years' membership:—							
					11 0	Not stated.	—	—	—	—		
					After 6 years' membership:—							
					12 0	Not stated.	—	—	—	—		
Leeds Cloth Pressers' Society.	172	1 0	—	26	Not fixed by Rule.	20	(Benefit may be drawn once in 6 months.)					

\* The rules analysed were in operation in 1905, and no intimation has

† The rules analysed were in operation in 1898, and no intimation has

‡ This Federation is a constituent of the General Federation of Trade

§ This Union subsequently joined the General Federation of Trade

REGARD TO UNEMPLOYED AND TRAVELLING BENEFITS—*continued.*  
*for Ordinary Members only.]*

BENEFIT.			
Travelling Benefit.	When exempt from Contributions through Unemployment, Sickness or Accident.	Other Benefits covered by Contributions of Members.	Organisations to which Unions contribute for certain financial benefits.
<b>Trades—cont.</b>			
—	Contributions may remain in abeyance when in distressed circumstances.	Dispute, Sick and Accident, Funeral, Legal Aid.	National Federation of Bleachers, Dyers and Kindred Trades.
—	When sick. Contributions reduced to 3d. per week when unemployed.	Victim, Sick and Accident, Funeral, Fares to Jobs.	General Federation of Trade Unions.
—	—	Dispute, Funeral, Legal Aid.	Do.
—	When sick ... ..	Dispute, Sick and Accident, Funeral.	Scottish Mill, Factory and Bleachfield Workers' Federal Union.
—	—	Dispute, Sick and Accident, Funeral.	National Federation of Bleachers, Dyers and Kindred Trades, and Leek and District Textile Federation.†
—	When earning less than 7s. 6d. per week. Contributions reduced to 3d. per week when earning less than 14s. per week.	Dispute, Sick and Accident, Funeral, Convalescent Grants.	National Federation of Bleachers, Dyers and Kindred Trades, and Midland Counties Federation of Bleachers Dyers, Scourers, and Trimmers.‡
—	—	Victim, Superannuation Half-Yearly Bonus to Members over 60 years.	§
—	Contributions reduced when working short time.	Dispute.	—
—	After 2 years' continuous sickness.	—	—
—	When sick ... ..	Superannuation, Funeral.	—
—	—	—	—
—	—	—	—
—	—	—	—
—	—	—	—
—	—	—	—
—	—	—	—
—	—	—	—
—	When unemployed and benefit is exhausted. Contributions reduced to 3d. per week when sick.	Dispute, Superannuation. (Funeral benefit raised by special levy.)	Yorkshire Textile Workers' Federation.

been received as to whether any subsequent alteration has been made.  
 been received as to whether any subsequent alteration has been made.  
 Unions.  
 Unions.



## ANALYSIS OF THE FINANCIAL RULES OF TRADE UNIONS WITH

[N.B.—The payments quoted are

Name of Union.	Number of Members at end of 1908.	ORDINARY <i>Regular</i> CONTRIBUTIONS.		No. of Weeks after joining Union before entitled to Unemployed and Travelling Benefits.	UNEMPLOYED					
		Per Week.	Additional <i>Regular</i> Contributions.		Weekly Amount and Duration of Ordinary Unemployed Benefit.					
					1st Period.		2nd Period.		3rd Period.	
					Rate.	Weeks.	Rate.	Weeks.	Rate.	Weeks.
		s. d.			s. d.		s. d.			
<b>Packers, Warehousemen, &amp;c.—cont.</b>					<b>Textile</b>					
Operative Calendermen, Embossers and Schrein-ers' Society (Man-chester).	116	0 9	—	52	10 0	Not stated.	—	—	—	—
Huddersfield and District Cloth Pressers' Trade, Benevolent and Burial Society.	267	0 6	—	26	12 0	15	—	—	—	—
					(Benefit may again be drawn after working 13 weeks.)					
Huddersfield Warehousemen's Provident Society.	85	0 3	—	52	12 0	13	—	—	—	—
Bradford Pressers' Early Closing and Philan-thropic Association.	284	1½d. to Management and Unemployed Fund. 3d. to 5d. to Sick and Funeral Fund.	—	26	7 0	12	3 6	12	—	—
					(Benefit may again be drawn after 26 weeks' interval.)					
Leeds, Halifax and Brad-ford Stuff Pressers' Trades Union Society.	657	1 3	—	52	11 0	26	6 0	26	3 6	At discretion of Com-mit-tee.
Amalgamated Society of Stuff and Woollen Warehousemen. General Amalgamation of Clothlookers and Warehousemen* :—	258	4d. to Trade Fund. 2d. to Management Fund.	—	52	8 6	6	5 6	7	—	—
Blackburn and Dis-trict.	478 (4d. mem- bers, 253 ;	0 4	—	20	Mill Stoppages, except Lock-out :—					
					9 0	6	—	—	—	—
					(Benefit may again be drawn after 26 weeks' interval.)					
					Lock-out owing to disputes in kindred trades :—					
	6d. mem- bers, 225.)	0 6	—	20	9 0	not stated.	—	—	—	—
					Mill Stoppages, except Lock-out :—					
					15 0	6	—	—	—	—
					(Benefit may again be drawn after 26 weeks' interval.)					
			—	14	Lock-out owing to disputes in kindred trades :—					
					15 0	not stated.	—	—	—	—
					Breakdowns, Fires, Failures, &c. (not Bad Trade), and Lock-out owing to disputes in kindred trades :—					
					10 0	6	—	—	—	—
Burnley and District	153 (4d. mem- bers, 72 6d. mem- bers, 80.)	0 4 0 6	—	14	16 0	6	—	—	—	—
					Breakdowns, Fires, Failures, &c. (not Bad Trade), and Lock-out owing to disputes in kindred trades :—					
					10 0	6	—	—	—	—
					16 0	6	—	—	—	—
Bury and Heywood District.	260	0 4 0 6	—	52	Bad Trade :—					
		0 1			2 6	8	—	—	—	—
		0 2			5 0	12	—	—	—	—
		0 3			8 0	12½	—	—	—	—
			—	14	Breakdowns, Fires, Failures, &c. (not Bad Trade), and Lock-out owing to disputes in kindred trades :—					
					16 0	6	—	—	—	—
Colne District	132	0 6	—	14	16 0	6	—	—	—	—

\* The total membership of the 19 branches of the General Amalgamation of Clothlookers and Warehousemen at the

REGARD TO UNEMPLOYED AND TRAVELLING BENEFITS—*continued.*  
for Ordinary Members only.]

BENEFIT.			
Travelling Benefit.	When exempt from Contributions through Unemployment, Sickness or Accident.	Other Benefits covered by Contributions of Members.	Organisations to which Unions contribute for certain financial benefits.
<b>Trades—cont.</b>			
—	Contributions reduced to 6d. per week when receiving lowest rate of sick benefit.	Sick and Accident, Superannuation, Funeral.	—
—	Contributions reduced when sick for more than two weeks and when unemployed and benefit is exhausted.	Dispute, Funeral.	Yorkshire Textile Workers' Federation.
—	Case considered by Committee when in arrears through sickness or unemployment.	Victim, Superannuation, Funeral.	—
—	When receiving third rate of sick benefit.	Sick and Accident, Funeral.	—
—	When sick for not less than two weeks and when average earnings of shop are less than 10s. per member weekly for not less than 4 weeks.	Dispute, Superannuation, Funeral, Emigration.	—
—	Contributions of unemployed members may remain in abeyance.	Dispute.	—
—	—	Dispute, Legal Aid.	—
—	When unemployed or sick for more than 1 month.	Dispute, Funeral, Legal Aid.	—
Expenses allowed when sent in search of work to another town.	When unemployed and not receiving benefit and when sick.	Dispute, Legal Aid.	—
—	Exempt for not more than 8 weeks when unemployed or sick. Period may be extended at discretion of Committee.	Dispute, Funeral, Legal Aid.	—

end of 1908 was 2,460. Each branch has its own rules.



## ANALYSIS OF THE FINANCIAL RULES OF TRADE UNIONS WITH

[N.B.—The payments quoted are

Name of Union.	Number of Members at end of 1908.	ORDINARY <i>Regular</i> CONTRIBUTIONS.		No. of Weeks after joining Union before entitled to Unemployed and Travelling Benefits.	UNEMPLOYED								
		Per Week.	Additional <i>Regular</i> Contributions.		Weekly Amount and Duration of Ordinary Unemployed Benefit.								
					1st Period.		2nd Period.		3rd Period.				
					Rate.	Weeks.	Rate.	Weeks.	Rate.	Weeks.			
		s. d.			s. d.		s. d.						
<b>Packers, Warehousemen, &amp;c.—<i>cont.</i></b>					<b>Textile</b>								
General Amalgamation of Clothlookers and Warehousemen— <i>cont.</i>					<i>Breakdowns, Fires, Failures, &amp;c. (not Bad Trade), and Lock-out owing to disputes in kindred trades:—</i>								
Nelson District ...	305	0 4 0 6	}	—	14	{	10 0 16 0	}	6	—	—	—	—
Preston District ...	196	0 4		—	20		10 0	6	—	—	—	—	
Bradford and District Wool, Top, and Noil Warehousemen's Union.	250	2½d. to Trade and Out of Work Section. 1d. to Management Section. Contributions to Sick Section not clearly stated.			52		8 0	8	—	—	—	—	
Manchester Hydraulic Packers' Society.	640	0 9		—	78		10 0	while unemployed	—	—	—	—	
Society of Female Workers in the Shipping Industry, Home and Export.	375	0 2		—	52		4 0	13	3 0	13	—	—	
					<i>Infectious Diseases:—</i>								
					5 0 Not stated.								
					<i>Breakdowns, Fires, Failures, &amp;c. (not Bad Trade):—</i>								
Oldham and District Cop Packers' Association.	611	0 4 0 6	}	—	26	{	5 0 8 0	8 8	2 6 4 0	8 8	}	—	—
<b>BOOT AND SHOE MANUFACTURE:—</b>					<b>CLOTHING</b>								
City of Glasgow Operative Boot and Shoe Makers' Trade and Funeral Society.	140	0 3		—	6		—	—	—	—	—	—	
Edinburgh Operative Cordwainers' Trade Protection and Friendly Society.	171	0 6		—	13		—	—	—	—	—	—	
Amalgamated Society of Journeymen Cloggers.	803	0 4	2d. per week to Funeral Fund (optional). 6d. per year to Benevolent Fund.		52		10 0	6	—	—	—	—	
					(Benefit may be drawn once in 6 months.)								
Boot and Shoe Makers' Society (Cork).	24	0 3		—	52		—	—	—	—	—	—	
Amalgamated Society of Boot and Shoe Makers.	1,623	Not fixed by Rule.	9d. per quarter to Funeral Fund (optional).		26		—	—	—	—	—	—	
Manchester, Salford, and District Operative Cloggers' Society.	108	0 7 to 0 9 according to age at entry.		—	52		10 6	6	8 6	4	—	—	

\* There appear to be mutual arrangements among these

† The Bradford Warehousemen's Union subsequently seceded

‡ This Association subsequently joined the General Federation

REGARD TO UNEMPLOYED AND TRAVELLING BENEFITS—*continued.*  
for Ordinary Members only.]

BENEFIT.			
Travelling Benefit.	When exempt from Contributions through Unemployment, Sickness or Accident.	Other Benefits covered by Contributions of Members.	Organisations to which Unions contribute for certain financial benefits.
<b>Trades—cont.</b>			
Expenses allowed when sent in search of work to another town.	When unemployed and not receiving benefit.	Dispute, Funeral, Legal Aid.	—
Expenses allowed when sent in search of work to another town.	When unemployed and not receiving benefit and when sick.	Dispute, Legal Aid.	—
—	—	Dispute, Sick and Accident, Funeral, Social Club.	Yorkshire Textile Workers' Federation.†
—	—	Sick and Accident, Superannuation. (Funeral benefit raised by special levy.)	—
—	Members in receipt of unemployed pay falling sick exempt, but benefit ceases.	Dispute, Funeral.	—
—	When receiving benefit and when sick. Contributions reduced when working short time.	Dispute, Legal Aid.	†
<b>TRADES.</b>			
See footnote *. 2s. relief on presenting card to Local Branch Secretary (3s. on Saturday).	Contributions reduced to 1d. when unable to work.	Dispute, Superannuation, Funeral.	—
See footnote *. 1s. on presenting card. Double relief on Saturdays.	When sick ... ..	Dispute, Sick and Accident, Funeral.	—
2s. per day, plus 1d. per mile travelled over 20 miles per day. Maximum £3 per 6 months.	—	Dispute, Funeral, Fares to Jobs (payable out of £3 allowed for Unemployed or Travelling), Benevolent Grants.	—
See footnote *. Grant not exceeding £1 to members going on travel.	When sick ... ..	Dispute. (Funeral benefit raised partly by special levy.)	—
See footnote *. 20 reliefs of 2s. each allowed in 1st year, 15 in 2nd, and 10 in 3rd. Not more than one relief per day (two reliefs on Saturday).	—	Dispute, Funeral, Sureties, Legal Aid.	—
Same as Ordinary Unemployed Benefit.	When unable to pay after exhausting Unemployed Benefit. When receiving 3s. per week sick allowance. When in public hospital.	Dispute, Sick and Accident, Funeral, Fares to Jobs.	—

societies and those noted on p. 145 for the relief of travellers from the Yorkshire Textile Workers' Federation.  
of Trade Unions.



## ANALYSIS OF THE FINANCIAL RULES OF TRADE UNIONS WITH

[N.B.—The payments quoted are

Name of Union.	Number of Members at end of 1908.	ORDINARY <i>Regular</i> CONTRIBUTIONS.		No. of Weeks after joining Union before entitled to Unemployed and Travelling Benefits.	UNEMPLOYED					
		Per Week.	Additional <i>Regular</i> Contributions.		Weekly Amount and Duration of Ordinary Unemployed Benefit.					
					1st Period.		2nd Period.		3rd Period.	
					Rate.	Weeks.	Rate.	Weeks.	Rate.	Weeks.
		s. d.			s. d.		s. d.		s. d.	
Boot and Shoe Manufacture— <i>cont.</i>					Clothing					
National Union of Boot and Shoe Operatives.	Males, 29,278 Females, 1,290	Males, 2½d. to Sick Fund. 3½d. to Trade Fund. 2d. for Local Management. Females, 0 4	—	Travel-ling, 26 Unem-ployed, 52.	10 0	10	—	—	—	—
Aberdeen Hand-sewn Boot and Shoe Makers' Union.	35	0 4 per month.	—		13	—	—	—	—	—
London and Provincial Union of Hand-Sewn Boot and Shoe Makers.	500	3 9 per quarter.	—		13	—	—	—	—	—
Rosendale Union of Boot, Shoe, and Slipper Operatives.	1,003	0 6	—		—	—	—	—	—	—
Leeds Jewish Rivetters, Slippermakers, Finishers, and Upper Machin-ers' Trade Union.	50	0 5	—	8 calendar months.	Grant not exceeding £2 if out of work "through machinery."					
Dundee and District Boot Repairers' Assistants' Association.	40	0 6 per month.	—	—	—	—	—	—	—	—
TAILORING:—					When Unemployed through Infectious Disease in Family:—					
Amalgamated Society of Tailors and Tailoresses.	12,138	0 8	4d. per quarter to Federation Funds.	52 (104 for Travelling Benefit.)	15 0	till house free from infection.	—	—	—	—
					When Unemployed through Infectious Disease in Family:—					
Scottish Operative Tailors and Tailoresses' Association.	3,183	0 8	1d. extra per week from first Saturday in April till last Saturday in September. 6d. per quarter for children's Funeral Benefit (optional).	Half Benefit, 26 Full Benefit, 52.	20 0	till employment re-sumed	—	—	—	—
London and Provincial Clothiers' Cutters' Trade Union.	288	0 6	—	52	15 0	6	6 0	6	—	—
Amalgamated Jewish Tailors, Machinists, and Pressers' Trade Union of Great Britain.	700	0 5	1d. per half-year to Dis-tress Fund.	—	—	—	—	—	—	—
					After 12 months' membership:—					
Amalgamated Union of Clothiers' Operatives.	Males, 1,919	Males, 0 7	2d. per week to Sick Fund (optional).	52	9 0	6	4 6	6	—	—
					After 2 years' membership:—					
					10 6	6	5 3	6	—	—
					After 3 years' membership:—					
					12 0	6	6 0	6	—	—
					After 5 years' membership:—					
					15 0	6	7 6	6	—	—
					(Benefit may again be drawn after 6 months' interval.)					
					—	—	—	—	—	—
					—	—	—	—	—	—
Birmingham Inter-national Tailors, Machinists and Pressers' Trade Union.	134	0 3½ including 1d. to Distress Fund.	—	—	—	—	—	—	—	—

\* There appear to be mutual arrangements among these societies and those noted on p. 143 for the relief of travellers.

† This Union subsequently joined the General Federation of Trade Unions.

REGARD TO UNEMPLOYED AND TRAVELLING BENEFITS—*continued.**for Ordinary Members only.]*

BENEFIT.			
Travelling Benefit.	When exempt from Contributions through Unemployment Sickness or Accident.	Other Benefits covered by Contributions of Members.	Organisations to which Unions contribute for certain financial benefits.
<b>Trades—cont.</b>			
1s. 6d. at each branch distant over 10 miles (not more than £1 allowed in one year).	For 13 weeks after unemployed benefit is exhausted.	Dispute, Sick and Accident, Funeral, Loss of Tools by fire, Fares to Jobs, Sureties.	General Federation of Trade Unions.
9d. at each branch distant over 10 miles.			
See footnote *. 1s. on presenting card.	—	Dispute.	—
See footnote *. 2s. under 50 miles, 4s. over 50 miles, and additional 2s. on Saturday.	—	Dispute, Superannuation, Funeral, Legal Aid.	—
—	When working less than 31 hours per week.	Dispute, Sick and Accident, Funeral, Legal Aid.	†
—	—	Dispute, Sick and Accident, Funeral.	—
—	—	—	—
1s. 4d. at each branch. Not more than 40 days' relief in one year.	When sick and benefit is exhausted contributions reduced to 4d. per week. Contributions of 5 years' members may remain in abeyance, at discretion of Committee, when unable to pay through unemployment.	Dispute, Sick and Accident, Funeral, Legal Aid.	General Federation of Trade Unions.
—	—	Dispute, Sick and Accident, Superannuation, Funeral, Emigration (when in ill-health).	—
—	When unemployed or sick (for not more than 3 months in one year).	Victim.	†
—	When unemployed, exempt for not less than 6 weeks and not more than 13 weeks.	Dispute, Sick and Accident, Funeral, Emigration, Distress Grants.	General Federation of Trade Unions.
Sum not exceeding 1½d. per mile. Extra allowances to members staying all night at a branch.	When unemployed or sick...	Dispute, Sick and Accident, Funeral, Distress Grants, Legal Aid.	Do.
—	When unemployed or sick.	Dispute, Sick and Accident, Funeral, Distress Grants.	—
—	—	Dispute, Distress Grants.	—



## ANALYSIS OF THE FINANCIAL RULES OF TRADE UNIONS WITH

[N.B.—The payments quoted are

Name of Union.	Number of Members at end of 1903.	ORDINARY <i>Regular</i> CONTRIBUTIONS.		No. of Weeks after joining Union before entitled to Unemployed and Travelling Benefits.	UNEMPLOYED							
		Per Week.	Additional <i>Regular</i> Contributions.		Weekly Amount and Duration of Ordinary Unemployed Benefit.							
					1st Period.		2nd Period.		3rd Period.			
					Rate.	Weeks.	Rate.	Weeks.	Rate.	Weeks.		
		<i>s. d.</i>			<i>s. d.</i>		<i>s. d.</i>		<i>s. d.</i>			
Tailoring— <i>cont.</i>					Clothing							
					When unemployed through Infectious Disease :—							
					Under 3 months' membership :—							
London Society of Tailors and Tailoresses.	1,017	0 4	—	—	10 0	Not stated.	—	—	—	—	—	
					12 0	Not stated.	—	—	—	—		
					15 0	Not stated.	—	—	—	—		
					After 3 months' membership :—							
Independent Tailors' Machinists and Pressers' Trade Union.	70	0 3	—	—	—	—	—	—	—	—	—	
					After 6 months' membership :—							
Dublin International Tailors' Machinists' and Pressers' Union.	48	0 6	—	—	—	—	—	—	—	—	—	
HAT AND CAP MANUFACTURE:—												
Journeyman Hatters' Fair Trade Union of Great Britain and Ireland.	745	1 5 from Feb. to July 0 5 from Aug. to Jan.	—	26	10 0	17	—	—	—	—	—	
					Fires :—							
					(After 9 weeks' Fire Allowance has been received member is entitled to Ordinary Unemployed Benefit.)							
					Fires, Failures, Retirement of firm from Business, Displacement by Machinery :—							
Amalgamated Society of Journeyman Felt Hatters.	3,767	0 10	2d. per week to Sick Fund (2,768 members). 4d. per quarter to General Federation of Trade Unions.	26	10 0	13	—	—	—	—	—	
					Plus 1s. for each child under 14.							
					8 0	13	—	—	—	—		
					Slackness of Trade and Breakdowns :—							
					Plus 1s. for each child under 14.							
					Fires, Failures, Retirement of firm from business (not depression of trade) :—							
Amalgamated Felt Hat Trimmers and Wool Formers' Association.	3,173	0 3	4d. per quarter to General Federation of Trade Unions.	26	5 0	13	—	—	—	—	—	
Military Cork Head-Dress Trade Union.	82	0 3	—	—	—	—	—	—	—	—	—	
					Fires, Failures, &c. :—							
Denton Silk Hat Trimmers and Stitchers' Union.	140	0 3	—	26	6 0	13	—	—	—	—	—	
GLOVE MAKING :—												
United Glovers' Mutual Aid Society (Yeovil).	124	0 8 per month.	—	52	10 0	12	—	—	—	—	—	
					Case then considered by Committee.							
Amalgamated Society of Glovers (Stoke-under-Ham).	122	9d. per month to General Fund. 2d. per month to Management Fund. 1d. per month to Benevolent Fund.	—	52	10 0	10	—	—	—	—	—	

REGARD TO UNEMPLOYED AND TRAVELLING BENEFITS—*continued.**for Ordinary Members only.]*

BENEFIT.			
Travelling Benefit.	When exempt from Contributions through Unemployment, Sickness or Accident.	Other Benefits covered by Contributions of Members.	Organisations to which Unions contribute for certain financial benefits.
<i>Trades—cont.</i>			
—	{ Members in arrears through unemployment may, at discretion of Management Committee, receive 3 months' extension (beyond 20 weeks usually allowed) within which to bring themselves into benefit.	Dispute, Legal Aid.	—
—	—	Dispute.	—
—	—	Dispute, Sick and Accident.	—
Denton to London, 15s. 6d.; London to Glasgow, 21s. 4d.; Glasgow to Denton, 11s. 4d. Not more than one "turn" in each district in a year.	—	Dispute, Sick and Accident, Funeral, Emigration.	General Federation of Trade Unions.
—	Contributions reduced to 2d. per week for Trade members and to 4d. per week for Trade and Sick members when unemployed or sick and not receiving benefit, and when earning not more than 12s. in any one week.	Dispute, Sick and Accident, Funeral, Distress Grants.	Do.
—	Contributions reduced to 1d. per week when not earning more than 3s. in one week.	Dispute, Funeral, Benevolent Grants, Legal Aid.	Do.
—	When unemployed ...	Dispute. (Funeral benefit raised by special levy.)	—
—	Contributions reduced to 1d. per week when unemployed or sick.	Dispute, Funeral.	General Federation of Trade Unions.
15s. for a distance of over 30 miles, 7s. 6d. for a distance of 10 to 30 miles (once in a year in addition to Ordinary Unemployed Benefit. Not exceeding £1 10s. in 12 months.	—	(Funeral benefit raised by special levy.)	—
	When unemployed and benefit is exhausted.	Dispute, Emigration, Benevolent Grants. (Funeral benefit raised partly by special levy.)	General Federation of Trade Unions.



## ANALYSIS OF THE FINANCIAL RULES OF TRADE UNIONS WITH

[N.B.—The payments quoted are

Name of Union.	Number of Members at end of 1906.	ORDINARY <i>Regular</i> CONTRIBUTIONS.		No. of Weeks after joining Union before entitled to Unemployed and Travelling Benefits.	UNEMPLOYED					
					Weekly Amount and Duration of Ordinary Unemployed Benefit.					
		Per Week.	Additional <i>Regular</i> Contributions.		1st Period.		2nd Period.		3rd Period.	
					Rate.	Weeks.	Rate.	Weeks.	Rate.	Weeks.
		s. d.			s. d.		s. d.		s. d.	
MISCELLANEOUS BRANCHES:—					Clothing					
Amalgamated Protective and Provident Society of Women Working in Trades in Oxford.	53	2½d. to 4d. according to age at entry.	1d. per quarter for Management Expenses.	Half Benefit, 26 Full Benefit, 52.	7 0	4	—	—	—	—
Fur Skin Dressers' Union (London, E.).	204	2d. to General Fund ... 2d. to Funeral Fund. 2d. to Management Fund.	—	—	—	—	—	—	—	—
Amalgamated Shirt and Jacket Workers' Society.	591	0 6	6d. per quarter to Contingent Fund.	52	12 6	10	7 6	10	—	—
London Journeymen Furriers' Trade Union.	96	0 3	1d. per month for payment of Secretary.	—	—	—	—	—	—	—
Amalgamated Society of Sewing Machinists and Corset Makers.*	220	0 2 0 3	{ —	26 }	4 0 6 0	6	{ —	—	—	—
Londonderry Shirt, Collar and Underclothing Cutters' Trade Union.†	53	0 6	—	—	10 0	6	7 6	6	—	—
Belfast and District Amalgamated Society of Cutters.	87	0 6½	—	52	10 0	6	5 0	6	3 0	6
Waterproof Garment Makers and Machinists' Trade Union (Manchester).	360	0 4	—	—	—	—	—	—	—	—
Liverpool Dressmakers' Association.	170	3d. (members earning 10s. per week). 2d. (members earning less than 10s. per week).	} —	—	—	—	—	—	—	—
					TRANSPORT					
RAILWAY SERVANTS:—										
Amalgamated Society of Railway Servants of England, Ireland, Scotland and Wales.	80,321	0 5	3d. per quarter to Parliamentary Representation Fund. 6d. per quarter to Centralised Benevolent Fund (optional). 4d. to 10d. per week (according to age at entry) to Sick and Funeral Fund‡ (optional).	26	15 0	10	7 6	10	—	—
					(Benefit may again be drawn after working 6 months.)					

\* The rules analysed were in operation in 1906, and no intimation has been received as to whether any subsequent

† The rules analysed were in operation in 1907, and no intimation has been received as to whether any subsequent

‡ There are two additional scales which members could join previous to January 1st, 1906; the contributions being

REGARD TO UNEMPLOYED AND TRAVELLING BENEFITS—*continued.*  
*for Ordinary Members only.]*

BENEFIT.			
Travelling Benefit.	When exempt from Contributions through Unemployment, Sickness or Accident.	Other Benefits covered by Contributions of Members.	Organisations to which Unions contribute for certain financial benefits.
<b>Trades—cont.</b>			
—	When sick ... ..	Sick and Accident (Funeral benefit raised by special levy).	—
—	Contributions reduced to 2d. per week when sick.	Dispute, Funeral.	—
—	When receiving sick or unemployed benefit, when benefit is exhausted, and when working not more than three days per week and not entitled to benefit, contributions paid from Contingent Fund.	Victim, Sick and Accident, Funeral.	—
—	—	Dispute.	—
—	—	Dispute, Sick and Accident.	—
—	When unemployed or sick and not receiving benefit.	Dispute, Fares to Jobs.	—
—	—	Sick and Accident, Funeral.	—
—	—	Dispute.	—
—	—	Sick and Accident, Marriage Bonus, Legal Aid.	—

## (LAND AND WATER).

Same as Ordinary Unemployed benefit.	—	Dispute, Sick and Accident, Accident Bonus, Retirement Grant, Funeral, Loans for Fares to Jobs, Loans for Building Investments, Emigration, Incapacitation Grant (paid from Benevolent Fund), Orphan Fund Allowances, Legal Aid.	—
--------------------------------------	---	--	---

alteration has been made.  
 alteration has been made.  
 from 5d. to 8½d. per week and from 3d. to 5d. per week respectively (according to age at entry).



## ANALYSIS OF THE FINANCIAL RULES OF TRADE UNIONS WITH

[N.B.—The payments quoted are

Name of Union.	Number of Members at end of 1908.	ORDINARY <i>Regular</i> CONTRIBUTIONS.		No. of Weeks after joining Union before entitled to Unemployed and Travelling Benefits.	UNEMPLOYED										
		Per Week.	Additional <i>Regular</i> Contributions.		Weekly Amount and Duration of Ordinary Unemployed Benefit.										
					1st Period.		2nd Period.		3rd Period.						
					Rate.	Weeks.	Rate.	Weeks.	Rate.	Weeks.					
		<i>s. d.</i>			<i>s. d.</i>		<i>s. d.</i>		<i>s. d.</i>						
Railway Servants— <i>cont.</i>												Transport (Land)			
Belfast and Dublin Locomotive Engine Drivers and Firemen's Trade Union.	395	0 6	9d. per quarter to Benevolent Fund.	—	—	—	—	—	—	—	—				
Associated Society of Locomotive Engineers and Firemen.	19,800	0 4	1d. per week to Orphan Fund (optional).	26	12 0	12	6 0	14	—	—	—				
United Pointsmen and Signalmen's Society.	3,628	0 3½ or 0 4 according to age at entry.	—	26	10 0	20	—	—	—	—	—				
General Railway Workers' Union.	6,120	0 4	—	Half Benefit, 26; Full Benefit, 52.	10 0	10	5 0	10	—	—	—				
Railway Clerks' Association.	8,043	1 0 per month.	—	52	15 0	8	7 6	6	—	—	—				
Railway Telegraph Clerks' Association.	406	4d. per quarter to General Management Fund. 3d. per quarter to Organisation Fund. 5d. per quarter to Local Management Fund.		—	—	—	—	—	—	—	—				
TRAMWAY SERVANTS, BUSMEN, CABMEN, CARTERS, &c.:—															
Edinburgh and Leith Cab Drivers' Association.	213	1d. to Union Fund. 1½d. to Funeral Fund. 1d. per 4 weeks to Subsidiary Fund. 4d. per week to Sick Fund (optional).		—	—	—	—	—	—	—	—				
London Carmen's Trade Union.	5,065	0 3	—	—	—	—	—	—	—	—	—				
National Amalgamated Coal Porters' Union of Inland and Seaborne Coal Workers.	1,505	0 2	—	—	—	—	—	—	—	—	—				

\* This Union subsequently joined the

REGARD TO UNEMPLOYED AND TRAVELLING BENEFITS—*continued.*  
*for Ordinary Members only.]*

BENEFIT.			
Travelling Benefit.	When exempt from Contributions through Unemployment, Sickness or Accident.	Other Benefits covered by Contributions of Members.	Organisations to which Unions contribute for certain financial benefits.
—	—	Victim, Sick and Accident, Emigration, Distress Grants, Legal Aid. (Funeral benefit raised partly by special levy.)	—
—	—	Dispute, Accident Bonus, Loans for Building Investments, Emigration, Orphan Benefit, Legal Aid.	—
—	—	Dispute, Sick and Accident, Funeral, Grant for failure of eyesight, Legal Aid.	—
—	—	Dispute, Trade Accident, Accident Bonus, Fatal Accident Grant, Funeral, Legal Aid.	—
—	—	Victim, Accident Bonus, Funeral, Convalescent Home, Leaving Occupation Bonus, Legal Aid.	—
—	—	—	—
—	—	—	—
—	—	—	—
—	—	—	—
—	When sick, contributions paid from Subsidiary Fund.	Victim, Sick and Accident, Funeral, Distress Grants, Medical Aid, Legal Aid.	—
—	—	Dispute, Trade Accident, Accident Bonus, Funeral, Legal Aid. (Total Disablement Bonus raised partly by special levy.)	—
—	—	Dispute, Legal Aid.	—



## ANALYSIS OF THE FINANCIAL RULES OF TRADE UNIONS WITH

[N.B.—The payments quoted are

Name of Union.	Number of Members at end of 1908.	ORDINARY <i>Regular</i> CONTRIBUTIONS.		No. of Weeks after joining Union before entitled to Unemployed and Travelling Benefits.	UNEMPLOYED					
					Weekly Amount and Duration of Ordinary Unemployed Benefit.					
		Per Week.	Additional <i>Regular</i> Contributions.		1st Period.		2nd Period.		3rd Period.	
					Rate.	Weeks.	Rate.	Weeks.	Rate.	Weeks.
		s. d.			s. d.		s. d.		s. d.	
Tramway Servants, Busmen, Cabmen, Carters, &c.— <i>cont.</i>					Transport (Land)					
Amalgamated Association of Tramway and Vehicle Workers.	14,833	1 0 or 1 1 according to age at entry.	1d. per month for Labour Representation.	27	—	—	—	—	—	—
		0 6			—	—	—	—	—	—
		Trade Members, 0 3			—	—	—	—	—	—
Amalgamated Carters, Lurrymen and Motor-men's Union.	4,050	0 6	Two half-yearly payments (amount not stated) to Distress Fund.	Half Benefit, 26 Full Benefit, 52.	—	—	—	—	—	—
United Carters' Association of England.	2,564	0 6	1s. per year to Political Fund. 6d. per year to Distress Fund.	Half Benefit, 26 Full Benefit, 52.	10 0	13	<i>Lock-out owing to dispute of another society:—</i>			
Wigan and District Carters and Lurrymen's Union.	153	0 3	—	—	—	—	—	—	—	—
Vehicular Traffic Workers' Union (Bradford).	36	0 3 { 18-30 years, 0 6 30-40 years, 0 7	—	—	—	—	—	—	—	—
Independent Order of the London Carmen's Trade Union.	45	0 2	2d. per quarter for Management Expenses.	—	—	—	—	—	—	—
London Cab Drivers' Trade Union.	1,632	0 3	6d. per quarter to Management Fund.	—	—	—	—	—	—	—
Associated Horsemen's Union (Greenock).	320	0 3	1d. per week for Funeral and Accident Benefits (optional).	—	—	—	—	—	—	—
Glasgow Carters' Friendly & Protective Society.	320	0 7	—	—	—	—	—	—	—	—
Scottish Horse and Motor-men's Association.	3,352	4d. to Protection and Funeral Fund. 2d. to Sick Fund.	—	—	—	—	—	—	—	—

\* The United Carters' Association subsequently seceded

† This Union subsequently joined the

REGARD TO UNEMPLOYED AND TRAVELLING BENEFITS—*continued.*  
for Ordinary Members only.]

BENEFIT.			
Travelling Benefit.	When exempt from Contributions through Unemployment, Sickness or Accident.	Other Benefits covered by Contributions of Members.	Organisations to which Unions contribute for certain financial benefits.
and Water)— <i>cont.</i>			
1s. 6d. per day for four weeks.	—	Dispute, Sick and Accident, Accident Bonus, Superannuation, Funeral, Medical Aid, Legal Aid.	—
1s. 6d. per day for four weeks.	—	Dispute, Sick and Accident, Funeral, Medical Aid, Legal Aid.	—
6d. per branch ...	When unable to pay through unemployment or sickness.	Dispute, Trade Accident, Legal Aid.	—
—	Contributions reduced to 1d. per week when unemployed.	Dispute, Sick and Accident, Funeral, Distress Grants, Legal Aid. (Accident Bonus raised by special levy.)	—
—	—	Dispute, Sick and Accident, Accident Bonus, Funeral, Distress Grants, Legal Aid. (Fatal Accident Grant raised by special levy.)	General Federation of Trade Unions.*
—	—	Trade Accident, Accident Bonus, Fatal Accident Grant, Legal Aid. (Dispute and Funeral benefits raised by special levy.)	—
—	—	Dispute, Funeral, Legal Aid.	—
—	—	Dispute, Sick and Accident, Funeral, Legal Aid.	—
—	—	Funeral, Legal Aid.	—
—	—	Dispute, Trade Accident, Funeral, Legal Aid.	†
—	—	Dispute, Trade Accident, Funeral, Legal Aid.	—
—	—	Dispute, Sick and Accident, Funeral, Medical Aid, Legal Aid.	—
—	—	Dispute, Sick and Accident, Funeral, Legal Aid.	—

from the General Federation of Trade Unions.  
General Federation of Trade Unions.



## ANALYSIS OF THE FINANCIAL RULES OF TRADE UNIONS WITH

[N.B.—The payments quoted are

Name of Union.	Number of Members at end of 1908.	ORDINARY <i>Regular</i> CONTRIBUTIONS.		No. of Weeks after joining Union before entitled to Unemployed and Travelling Benefits.	UNEMPLOYED							
		Per Week.	Additional <i>Regular</i> Contributions.		Weekly Amount and Duration of Ordinary Unemployed Benefit.							
					1st Period.		2nd Period.		3rd Period.			
					Rate.	Weeks.	Rate.	Weeks.	Rate.	Weeks.		
		s.	d.		s.	d.		s.	d.		s.	d.
Tramway Servants, Busmen, Cabmen, Carters, &c.— <i>cont.</i>					Transport (Land)							
Halifax and District Carters, Draymen, and Horsemen's Association.	319	1 6 to 2 0 per month, according to age at entry.	6d. per year to Distress Fund.	—	—	—	—	—	—	—	—	—
Newcastle and District Tramway Workers' Union.	366	Class A, 0 9 Class B, 0 7½ Class C, 0 6 Class D, 0 3	1d. per week to Medical Aid Fund (optional for each branch). ½d. per week to Benevolent Fund (optional for each branch).	—	—	—	—	—	—	—	—	—
Inverness Cabmen's Union.	35	0 3	—	—	—	—	—	—	—	—	—	—
Motor Cab Drivers' Protection Association.	1,300	0 6 (Motor Drivers). 0 3 (Horse Drivers).	—	—	—	—	—	—	—	—	—	—
Limerick Carmen and Storemen's Society.	960	0 4	—	—	—	—	—	—	—	—	—	—
Metropolitan Tramways Officials' Association.	95	1 0 per calendar month.	—	—	—	—	—	—	—	—	—	—
SEAMEN :—												
North Shields Steam Tug Boatmen's Provident Society.	170	2 0. per calendar month.	—	—	—	—	—	—	—	—	—	—
Wear Steam Packet Trade and Friendly Society.	110	0 6	—	—	—	—	—	—	—	—	—	—
Tyne Steam Packet Provident Society (North Shields).	674	0 6	—	—	—	—	—	—	—	—	—	—
Hull Seamen and Marine Firemen's Amalgamated Association.	558	0 6	—	—	—	—	—	—	—	—	—	—
Monkwearmouth Steam Tug Provident Society.	53	0 6	—	—	—	—	—	—	—	—	—	—
Marine Engineers' Association, Ltd.	8,000	£1 per year.	—	—	—	—	—	—	—	—	—	—
Tyne Steam Packet Provident Society (Newcastle).	100	1 0 per month.	—	26	Lock-out owing to dispute of other societies :— 12 0 While locked out.							

\* The Hull Seamen's Association subsequently seceded

REGARD TO UNEMPLOYED AND TRAVELLING BENEFITS—*continued.*  
for Ordinary Members only.]

BENEFIT.			
Travelling Benefit.	When exempt from Contributions through Unemployment, Sickness or Accident.	Other Benefits covered by Contributions of Members.	Organisations to which Unions contribute for certain financial benefits.
and Water)— <i>cont.</i>			
—	When unable to pay through unemployment or sickness.	Victim, Sick and Accident, Accident Bonus, Funeral, Distress Grants, Legal Aid. (Fatal Accident Grant raised by special levy.)	—
—	When unemployed or sick, contributions paid from Benevolent Fund (if any).	Dispute, Sick (except Class D), Trade Accident, Funeral (except Class D), Medical Aid, Legal Aid.	—
—	—	Sick and Accident, Funeral.	—
—	Contributions may be remitted at discretion of Committee when unable to pay.	Victim, Funeral, Distress Grants or Loans, Legal Aid.	—
—	—	Dispute, Sick and Accident, Funeral.	—
—	—	Legal Aid. (Funeral benefit raised by special levy.)	—
—	When unemployed 14 or more days in 1 month. Contributions reduced or remitted at discretion of Committee when unable to pay.	Dispute, Sick and Accident, Funeral, Legal Aid.	—
—	When unemployed ...	Dispute, Sick and Accident, Funeral, Distress Grants, Medical Aid, Legal Aid.	—
—	When unemployed or sick...	Dispute, Sick, Trade Accident, Accident Bonus, Funeral, Distress Grants, Legal Aid.	—
—	—	Dispute, Sick and Accident, Superannuation, Funeral, Shipwreck, Legal Aid.	General Federation of Trade Unions.*
—	—	Dispute, Sick and Accident, Superannuation, Funeral, Medical Aid, Legal Aid.	—
—	—	Fatal Accident Grant, Distress Grants, Legal Aid. (Funeral benefit raised partly by special levy.)	—
—	—	Dispute, Trade Accident, Funeral, Legal Aid.	—

from the General Federation of Trade Unions.



## ANALYSIS OF THE FINANCIAL RULES OF TRADE UNIONS WITH

[N.B.—The payments quoted are

Name of Union.	Number of Members at end of 1908.	ORDINARY <i>Regular</i> CONTRIBUTIONS.		No. of Weeks after joining Union before entitled to Unemployed and Travelling Benefits.	UNEMPLOYED							
					Weekly Amount and Duration of Ordinary Unemployed Benefit.							
					1st Period.		2nd Period.		3rd Period.			
					Rate.	Weeks.	Rate.	Weeks.	Rate.	Weeks.		
		s.	d.		s.	d.		s.	d.		s.	d.
Seamen— <i>cont.</i>												
National Sailors and Firemen's Union of Great Britain and Ireland.	Not stated.	Class A (Sea-going) 0 4 Class B (Shore) 0 4 Class C (Sea-going) 0 6 Class D (Sea-going) 0 8		—	—	—	—	—	—	—	—	—
British Stewards, Cooks, Butchers and Bakers' Association.	4,011	8 0 per year.			—	—	—	—	—	—	—	—
CANAL BOATMEN, LIGHTERMEN, &c.:—												
Tyne Watermen's Association.	351	0 4½ —		—	—	—	—	—	—	—	—	—
Amalgamated Society of Watermen, Lightermen and Watchmen of the River Thames.	1,983	3d. to General Fund. 3d. to Funeral and Reserve Funds. 3d. per quarter to Benevolent Fund.		—	—	—	—	—	—	—	—	—
Weaver Watermen's Association.	322	0 4 —		—	—	—	—	—	—	—	—	—
Amalgamated Society of Foremen Lightermen of the River Thames.	247	0 6 6d. per quarter to Benevolent Fund.		—	—	—	—	—	—	—	—	—
Upper Mersey Watermen and Porters' Association.	1,131	0 3 1d. per month to Benevolent Fund. 1d. per week to Accident Fund (589 members).		—	—	—	—	—	—	—	—	—
Mersey River and Canals Watermen's Association.	207	0 3 —		—	—	—	—	—	—	—	—	—
Manchester Ship Canal Pilots' Association.	17	0 6 —		—	—	—	—	—	—	—	—	—
Canal, River, and Dock Watchmen's Society (London).	40	0 3 9d. per quarter including 1d. per week to Benevolent Fund.		—	—	—	—	—	—	—	—	—
Greenock and Port Glasgow Rafters' Trade Union.	40	0 3 —		—	—	—	—	—	—	—	—	—
DOCK AND RIVERSIDE LABOUR:—												
Amalgamated Stevedores' Labour Protection League.	3,434	2d. to General Fund ... 1d. to Funeral Fund. 1d. to Branch Fund.		—	—	—	—	—	—	—	—	—
General Porters' Labourers' Benefit Society. (Greenock).	210	4d., including 1d. per week to Management Fund.		—	—	—	—	—	—	—	—	—
Dock, Wharf, Riverside, and General Workers' Union of Great Britain and Ireland.	13,262	0 3 3d. per quarter. 1d. or 2d. for Children and Wives' Funeral Benefit (optional).		—	—	—	—	—	—	—	—	—

REGARD TO UNEMPLOYED AND TRAVELLING BENEFITS—*continued.*  
*for Ordinary Members only.]*

BENEFIT.			
Travelling Benefit.	When exempt from Contributions through Unemployment, Sickness or Accident.	Other Benefits covered by Contributions of Members.	Organisations to which Unions contribute for certain financial benefits.
and Water)— <i>cont.</i>			
—	When unemployed exempt from 5 to 12 weeks according to scale of contributions paid (not Class A).	Dispute, Trade Accident, Funeral, Shipwreck, Legal Aid.	—
—	—	Sick and Accident.	—
—	—	Dispute, Trade Accident, Funeral, Legal Aid.	—
—	Exempt for not more than 3 months when unemployed or sick.	Dispute, Funeral, Benevolent Grants, Legal Aid.	General Federation of Trade Unions.
—	Contributions reduced to 1d. per week when unemployed or sick.	Dispute, Funeral.	—
—	Contributions may remain in abeyance when unable to pay through unemployment or sickness.	Dispute, Superannuation, Funeral, Loans for Building Investments, Benevolent Grants.	—
—	When unemployed or sick...	Dispute, Trade Accident, Funeral, Benevolent Grants, Legal Aid.	General Federation of Trade Unions.
—	When sick .. .. .	Dispute, Superannuation.	—
—	—	Legal Aid.	—
—	—	Funeral, Benevolent Grants, Legal Aid.	—
—	When unemployed or sick ...	Trade Accident, Funeral.	—
—	Contributions reduced to 1d. per week when sick.	Dispute, Accident Bonus, Funeral, Legal Aid.	General Federation of Trade Unions
—	—	Dispute, Trade Accident, Funeral.	—
—	When sick, exempt for 13 weeks in one year.	Dispute, Funeral, Legal Aid.	General Federation of Trade Unions,



## ANALYSIS OF THE FINANCIAL RULES OF TRADE UNIONS WITH

[N.B.—The payments quoted are

Name of Union.	Number of Members at end of 1908.	ORDINARY <i>Regular</i> CONTRIBUTIONS.		No. of Weeks after joining Union before entitled to Unemployed and Travelling Benefits.	UNEMPLOYED						
					Weekly Amount and Duration of Ordinary Unemployed Benefit.						
					1st Period.		2nd Period.		3rd Period.		
					Rate.	Weeks.	Rate.	Weeks.	Rate.	Weeks.	
		<i>s. d.</i>			<i>s. d.</i>		<i>s. d.</i>		<i>s. d.</i>		
Dock and Riverside Labour— <i>cont.</i>					Transport (Land)						
Cardiff, Penarth and Barry Coal Trimmers and Tippers' Union.	1,360	0 6	—	—	—	—	—	—	—	—	—
Mersey Quay and Railway Carters' Union.	4,310	0 4	—	—	—	—	—	—	—	—	—
National Union of Dock Labourers in Great Britain and Ireland.	22,075	0 3	3 <i>d.</i> per quarter to General Federation of Trade Unions.	—	—	—	—	—	—	—	—
Great Grimsby Coal Workers' Protective Society.	79	0 4	—	—	—	—	—	—	—	—	—
Grimsby General Workers' Friendly and Protective Society.	524	0 4	—	—	—	—	—	—	—	—	—
Limerick Harbour Employees' Society.	50	0 3	—	52	Members dismissed on account of want of work receive one-third of what they have contributed, one month after dismissal.						
Greenock Dock Labourers' Union.	178	0 3 including 1 <i>d.</i> to Management Fund.	—	—	—	—	—	—	—	—	—
London and India Docks Staff Association.	414	0 5 per month.	—	—	—	—	—	—	—	—	—
North of England Trimmers and Teemers' Association.	1,502	0 3	2 <i>d.</i> per week to Superannuation Fund (optional).	12	10 0	Not stated	—	—	—	—	—
Dunston Trimmers' Association.	169	0 3	—	—	—	—	—	—	—	—	—
AGRICULTURAL LABOURERS:—					AGRICULTURAL LABOUR						
Amalgamated Labour League (Hempton).	20	0 2	6 <i>d.</i> in month of June for disputes in harvest time.	—	—	—	—	—	—	—	—
Eastern Counties Agricultural Labourers and Small Holders' Union.	5,120	0 2	1 <i>d.</i> per quarter to Benevolent Fund (optional for each branch).	—	—	—	—	—	—	—	—
FISHERMEN:—											
Port of Grimsby Fishermen's Friendly Protective Society.	371	0 6	Optional Contributions (amount not stated) for Medical Aid.	—	—	—	—	—	—	—	—
Port of Hull Trawl Fishermen's Protective Society.	1,200	0 6	3 <i>s.</i> per year for Medical Aid (optional).	—	—	—	—	—	—	—	—

## REGARD TO UNEMPLOYED AND TRAVELLING BENEFITS—continued.

for Ordinary Members only.]

BENEFIT.			
Travelling Benefit.	When exempt from Contributions through Unemployment, Sickness or Accident.	Other Benefits covered by Contributions of Members.	Organisations to which Unions contribute for certain financial benefits.

## and Water)—cont.

—	When sick for 8 or more weeks and not receiving benefit.	Dispute, Trade Accident, Accident, Bonus, Fatal Accident Grant, Funeral, Benevolent Grants, Legal Aid.	—
—	When unemployed for 3 weeks or longer.	Dispute, Trade Accident, Fatal Accident Grant, Superannuation, Funeral, Benevolent Grants, Legal Aid.	—
—	When sick ... ..	Dispute, Funeral, Legal Aid.	General Federation of Trade Unions.
—	—	Dispute, Trade Accident, Funeral, Legal Aid.	—
—	When unable to pay through sickness, may be exempted at discretion of weekly meeting.	Dispute, Trade Accident, Funeral, Legal Aid.	—
—	—	Sick and Accident, Funeral.	—
—	—	Trade Accident, Funeral.	—
—	—	Funeral, Distress Grants.	—
—	—	Dispute, Superannuation, Funeral, Legal Aid.	—
—	—	Dispute, Legal Aid.	—

## ERS AND FISHERMEN.

—	Contributions may be remitted at discretion of Committee when unable to pay through distress.	Dispute, Accident Grants, Funeral, Emigration, Legal Aid.	—
—	Contributions paid from Benevolent Fund (if any) when unable to pay through distress.	Dispute, Legal Aid.	—
—	—	Dispute, Sick and Accident, Funeral, Medical Aid, Legal Aid.	—
—	—	Dispute, Sick and Accident, Funeral, Medical Aid, Legal Aid.	—



## ANALYSIS OF THE FINANCIAL RULES OF TRADE UNIONS WITH

[N.B.—The payments quoted are

Name of Union.	Number of Members at end of 1908.	ORDINARY <i>Regular</i> CONTRIBUTIONS.		No. of Weeks after joining Union before entitled to Unemployed and Travelling Benefits.	UNEMPLOYED					
					Weekly Amount and Duration of Ordinary Unemployed Benefit.					
					1st Period.		2nd Period.		3rd Period.	
					Rate.	Weeks.	Rate.	Weeks.	Rate.	Weeks.
		<i>s.</i>	<i>d.</i>		<i>s.</i>	<i>d.</i>		<i>s.</i>	<i>d.</i>	
Fishermen—cont.										
Port of Hull Trawl Fishermen's Protective Society, Weekly Hands Branch.	350	0	6	—	—	—	—	—	—	—
Humber] Amalgamated Steam Trawlers Engineers and Firemen's Union.	750	0 6 including 2d. to Accident, Sick Relief and Superannuation Fund.	1d. per week for Medical Aid (optional.)	—	—	—	—	—	—	—
Grimsby Steam Fishing Vessels Engineers and Firemen's Union.	1,106	0 6 (shore members 4d.)	—	—	—	—	—	—	—	—
Scottish Steam Fishing Vessels Enginemen and Firemen's Union.	420	0 6 (shore members 4d.); including 1d. to Accident Fund.	—	—	—	—	—	—	—	—
Fleetwood Steam Trawlers Engineers and Firemen's Society.	169	0 6 including 2d. to Accident and Superannuation Fund.	1d. per week for Medical Aid (optional.)	—	—	—	—	—	—	—
Agricultural Labourers										
PRINTING AND										
PAPER AND VELLUM MAKING, PAPER STAINING, &c.:-										
Original Society of Paper-makers.	575	1 10½	—	52 for single applicants, 26 where a whole mill's company joins at the same time.	10 0	26	8 0	26	—	—
London Paper Stainers' Trade Union and Benevolent Society.	49	1 6 per month.	1d. per month to Reserve Fund.	26	10 0	12	(No benefit granted if suspended for a definite period.)			
United Vellum and Parchment Makers' Society of Great Britain.	83	1 0	—	52	*12 0	26	10 0	26	8 0	re-mainder of unemploy-ment.
National Union of Paper-mill Workers of Great Britain and Ireland.	809	0 4	½d. per week to Funeral and Incidental Funds.	Half Benefit, 26 Full Benefit, 52.	8 0	4	—	—	—	—

\* These rates have in

REGARD TO UNEMPLOYED AND TRAVELLING BENEFITS—*continued.*

*for Ordinary Members only.]*

BENEFIT.			
Travelling Benefit.	When exempt from Contributions through Unemployment, Sickness or Accident.	Other Benefits covered by Contributions of Members.	Organisations to which Unions contribute for certain financial benefits.

and Fishermen—*cont.*

—	—	Sick and Accident, Victim, Funeral.	—
—	When unable to pay through sickness.	Dispute, Sick and Trade Accident, Superannuation, Funeral, Loss of Clothes by fire on board ship, Shipwreck, Medical Aid, Legal Aid.	General Federation of Trade Unions.
—	For 8 weeks' when unemployed.	Dispute, Trade Accident, Funeral, Loss of Clothes by fire on board ship, Shipwreck, Distress Grants, Legal Aid.	—
—	—	Dispute, Trade Accident, Funeral, Loss of Clothes by fire on board ship, Shipwreck, Legal Aid.	—
—	When unable to pay through distress.	Dispute, Trade Accident, Superannuation, Funeral, Medical Aid, Loss of Clothes by fire on board ship, Shipwreck, Legal Aid.	—

KINDRED TRADES.

—	—	Dispute, Superannuation, Funeral, Fares to Jobs, Removal Loans, Emigration.	—
—	When unemployed and benefit is exhausted (not exempt for more than 6 months) and when sick.	Dispute, Fares to Jobs, Distress Grants, Funeral benefit raised partly by special levy.	—
Sum of 6d. from each member allowed at each branch in addition to Ordinary Unemployed Benefit.	When sick. When unemployed before being entitled to benefit.	Funeral, Fares to Jobs.	—
—	When sick, contributions (except ½d. per week) may be paid from Incidental Fund at discretion of Branch Committee.	Dispute, Trade Accident, Funeral, Legal Aid.	—

practice been reduced.



## ANALYSIS OF THE FINANCIAL RULES OF TRADE UNIONS WITH

[N.B.—The payments quoted are

Name of Union	Number of Members at end of 1908.	ORDINARY Regular CONTRIBUTIONS.		No. of Weeks after joining Union before entitled to Unemployed and Travelling Benefits.	UNEMPLOYED								
					Weekly Amount and Duration of Ordinary Unemployed Benefit.								
					1st Period.		2nd Period.		3rd Period.				
					Rate.	Weeks.	Rate.	Weeks.	Rate.	Weeks.			
		s.	d.		s.	d.		s.	d.		s.	d.	
Paper and Vellum Making Paper Staining, &c.— <i>cont.</i>					Printing and								
Paper Stainers' Union of General Workers.	300	0	2	—	52	<i>Breakdowns, Fires, &amp;c. (not Bad Trade):—</i> 8 0 10 4 0 Not fixed by Rule.							
Amalgamated Society of Machine Paper Stainers and Colour Mixers of Great Britain ( <i>Darwen Branch</i> ).	88*	2 0 per month.	—	52	{	15 0 12 7 6 12	—	—	—	—	—	—	
					{	10 0 13 5 0 13	—	—	—	—	—	—	
Amalgamated Society of Papermakers.	1,155	Lower Scale. 0 4 Higher Scale. 0 8 for 1st 5 years. 0 7 for 2nd 5 years. 0 6 afterwards.	—	13	{	7 0 12 3 6 36	—	—	—	—	—	—	
					{	14 0 12 7 0 36	—	—	—	—	—	—	
LETTERPRESS PRINTING:—													
London and Provincial Society of Compositors.	12,202	1 3 (including 3d. per week for Superannuation).	3d. per quarter to Parliamentary Fund.	78 to 156 according to age at entry.	14 0 10	—	—	—	—	—	—	—	
					Members may receive another 5 weeks' benefit at option of Society. (Benefit may be drawn once in 6 months.)								
Dublin Typographical Provident Society.	1,150	When earning over:— 12s., 7d. 17s., 9d. 21s., 11d. 31s., 1s. 1d., 36s., 1s. 3d., 41s., 1s. 5d., 51s., 1s. 7d., 2 6	—	52	10 0 13	—	—	—	—	—	—	—	
Amalgamated Association of Pressmen (London).	279	2 6 per month.	—	52 to 156 according to age at entry.	12 0 10	—	—	—	—	—	—	—	
Printing Machine Managers' Trade Society.	2,538	1s. 0d. if age at entry 21-30. 1s. 0½d. if age at entry 30-35. 1s. 1d. if age at entry 35-40.	—	52 52 104	10 0 13 10 0 13 8 0 13	{							
					(After receiving £6 10s. in any six months benefit may again be drawn after 13 weeks.) After 1 year's membership:— 10 0 5 — — — — After 10 years' membership:— 10 0 6 — — — — After 15 years' membership:— 10 0 7 — — — — (Benefit may be drawn once in 13 weeks.)								
Typographical Association.	20,254	0 9½	—	52	10 0 5	—	—	—	—	—	—	—	

\*The total membership of the 3 Branches of the Amalgamated Society of Machine Paper Stainers and Colour

†An arrangement exists between the Dublin Typographical Society and the Limerick and Belfast Branches of the

‡This Society subsequently joined the Printing and Kindred Trades Federation of the United Kingdom.

§ This is the contribution paid by the Branches to the Central Association. In most of the principal branches there usually pay Emigration and Removal Benefits, frequently extra Funeral Benefit, and in one or two cases Sick Benefit

REGARD TO UNEMPLOYED AND TRAVELLING BENEFITS—*continued.*  
for Ordinary Members only.]

BENEFIT.	When exempt from Contributions through Unemployment, Sickness or Accident.	Other Benefits covered by Contributions of Members.	Organisations to which Unions contribute for certain financial benefits.
Travelling Benefit.			
<b>Kindred Trades—<i>cont.</i></b>			
—	When sick ... ..	Dispute, Retirement Grant, Funeral.	General Federation of Trade Unions.
—	When sick ... ..	Dispute, Funeral.	—
—	When unable to pay through sickness or accident.	Accident Bonus, Funeral, Loans for Removals, Legal Aid.	—
Same as Ordinary Unemployed Benefit.	Contributions reduced to 8d. per week when unemployed.	Dispute, Superannuation, Funeral, Removal, Emigration, Loss of Tools and Clothes by fire.	General Federation of Trade Unions and Printing and Kindred Trades Federation of the United Kingdom.
Grant not exceeding £1.†	Contributions reduced to 1d. per week when not earning 12s. per week.	Dispute, Superannuation, Funeral, Loans for Fares to Jobs, Emigration.	†
—	—	Dispute, Superannuation, Funeral, Removal.	Printing and Kindred Trades Federation of the United Kingdom.
—	Contributions reduced to 2d. per week when sick, and to 6d. per week when not earning more than £1 per week.	Dispute, Superannuation, Retirement Grant, Funeral, Emigration, Fares to Jobs, Removal.	Do.
1s. 8d. per day at each branch; maximum in 6 months, £4 to £5 12s. (according to length of membership).	Contributions reduced when not earning 15s. per week.	Dispute, Superannuation, Funeral, Fares to Jobs.	Do.

Mixers of Great Britain at the end of 1908 was 140. Each Branch has its own Rules. Typographical Association by which members receive Travelling Allowance of 2s. on calling at one of these towns.

is a small extra contribution, and the Unemployed Benefits are rather more than those stated in the Table. Branches and Extra Superannuation Benefit.



## ANALYSIS OF THE FINANCIAL RULES OF TRADE UNIONS WITH

[N.B.—The payments quoted are

Name of Union.	Number of Members at end of 1908.	ORDINARY <i>Regular</i> CONTRIBUTIONS.		No. of Weeks after joining Union before entitled to Unemployed and Travelling Benefits.	UNEMPLOYED					
		Per Week.	Additional <i>Regular</i> Contributions.		Weekly Amount and Duration of Ordinary Unemployed Benefit.					
					1st Period.		2nd Period.		3rd Period.	
					Rate.	Weeks.	Rate.	Weeks.	Rate.	Weeks.
		<i>s. d.</i>			<i>s. d.</i>		<i>s. d.</i>		<i>s. d.</i>	
Letterpress Printing—cont.					Printing and					
Scottish Typographical Association.*	4,453	2d. to Protective Scheme. 2d. to Unemployed Scheme. 2½d. to Sick Scheme ... 2½d. to Superannuation Scheme.*	52	8 0*	6	—	—	—	—	(Benefit may be drawn once in 13 weeks.)
Association of Correctors of the Press.	917	0 6	—	—	—	—	—	—	—	—
National Society of Operative Printers' Assistants.	7,100	0 6	6d. per quarter to Benevolent Fund.	52	9 0	8	—	—	—	—
Platen Printing Machine Minders' Society (London).	276	0 6	—	78	10 0	8	—	—	—	—
Federated Society of Electrotypers and Stereotypers of Great Britain and Ireland, London Branch.	640†	0 7	—	52	12 0	16	—	—	—	—
Stereotypers and Electrotypers' Assistants' Association (London).	260	0 4	—	52	12 0	4	8 0	4	4 0	4
National Amalgamated Society of Printers' Warehousemen and Cutters.	Males, 2,955 Females, 1,164	0 8	3d. per quarter to Benevolent Fund. 3d. per quarter to Superannuation Fund.	52	13 0	10	—	—	—	—
					Half Benefit to Female Members.					
LITHOGRAPHIC PRINTING :—										
London Society of Lithographic Printers.	540	1 0	3d. per quarter to Benevolent Fund. 3d. per quarter to National Printing and Kindred Trades Federation.	52	10 0	10	5 0	10	—	—
Amalgamated Society of Lithographic Printers of Great Britain and Ireland.	4,525	0 11	Benevolent Fund (optional for each branch).	Un-employed, 26 Travelling, 52.	After 6 months' membership :— 5 0    7    —    —    —    — After 1 year's membership :— 10 6    7    —    —    —    — After 2 years' membership :— 12 0    8    —    —    —    — After 3 years' membership :— 13 0    9    —    —    —    — After 4 years' membership :— 14 0    10    —    —    —    — After 5 years' membership :— 14 0    13    —    —    —    —					

\* Members of some of the Principal Branches—Glasgow (1,565 members), Edinburgh Machine (618 members), Their unemployed benefit is 3s., 4s., 2s. and 2s. respectively extra to the rate stated in the Table. The Branches also is the same as in the Table. In the case of the Edinburgh Compositors Branch (1,046 members) members pay 1d.

† The total membership of the 12 Branches of the Federated Society of Electrotypers and Stereotypers

REGARD TO UNEMPLOYED AND TRAVELLING BENEFITS—*continued.*  
for Ordinary Members only.]

BENEFIT.			
Travelling Benefit.	When exempt from Contributions through Unemployment, Sickness or Accident.	Other Benefits covered by Contributions of Members.	Organisations to which Unions contribute for certain financial benefits.
<b>Kindred Trades—<i>cont.</i></b>			
—	When totally or partially unemployed members exempt from payments to Unemployed Scheme.	Dispute, Sick and Accident, Bonus, Superannuation, Funeral, Removal, Emigration.	Printing and Kindred Trades Federation of the United Kingdom.
—	—	Dispute, Superannuation, Funeral, Distress Grants, Legal Aid.	—
—	When sick for more than 1 month, members may be exempt for not more than 6 months at discretion of Branch Committee.	Dispute, Accident Bonus, Funeral, Benevolent Grants, Legal Aid.	Printing and Kindred Trades Federation of the United Kingdom.
—	When unemployed or sick...	Dispute.	Do.
Sum of 10s. allowed at any branch (two reliefs only per 6 months).	When sick ... ..	Dispute, Superannuation, Distress Grants, and Loans, Emigration, Legal Aid. (Funeral benefit raised by special levy.)	Do.
—	—	Dispute, Funeral.	Do.
Same as Ordinary Unemployed Benefit.	When unable to pay through prolonged unemployment, and when sick for longer than one month, at discretion of Branch Committee.	Dispute, Superannuation, Funeral, Fares to Jobs, Removal, Benevolent Grants, Legal Aid.	Do.
—	When unemployed ... ..	Dispute, Sick and Accident, Superannuation, Fares to Jobs, Removals, Loans, Loss of Tools or Apparel, Benevolent Grants or Loans, Legal Aid, (Accident Bonus and Funeral benefit raised by special levy).	Do.
1s. 6d. per day for 6 weeks, with either grant of 20s. or 25s. (according to circumstances) on starting or Ordinary Unemployed Benefit on return.	When receiving sick benefit. When travelling in search of employment, exempt for 6 weeks. Contributions reduced to 5d. per week when unemployed or sick and not receiving benefit.	Dispute, Sick and Accident, Superannuation, Funeral, Benevolent Grants, Legal Aid. (Accident Bonus raised by special levy.)	Do.

Dundee (285 members), and Aberdeen (216 members), pay 3d., 3d., 2d. and 3d. per week extra respectively to local funds, pay out of the Local Funds extra Emigration, Removal and Funeral Benefits. The duration of Unemployed Benefit per week extra for local working expenses.  
of Great Britain and Ireland at the end of 1908 was 1,049. Each Branch has its own rules.



## ANALYSIS OF THE FINANCIAL RULES OF TRADE UNIONS WITH

[N.B.—The payments quoted are

Name of Union.	Number of Members at end of 1908.	ORDINARY <i>Regular</i> CONTRIBUTIONS.		No. of Weeks after joining Union before entitled to Unemployed and Travelling Benefits.	UNEMPLOYED						
		Per Week.	Additional <i>Regular</i> Contributions.		Weekly Amount and Duration of Ordinary Unemployed Benefit.						
					1st Period.		2nd Period.		3rd Period.		
					Rate.	Weeks.	Rate.	Weeks.	Rate.	Weeks.	
		s. d.			s. d.		s. d.		s. d.		
Lithographic Printing— <i>cont.</i>					Printing and						
Amalgamated Society of Lithographic Artists, Designers, Engravers, and Process-Workers.	1,637	6d. to 9d. (according to age at entry).	3d. or 6d. per year to Loss of Tools Compensation Fund. (optional.) 1d. per week to Superannuation Fund. 6d. per quarter for Reports, Federation Expenses, &c.	52	12 0	4	10 0	4	8 0	4 0	
					4th Period. 4 0   8   —   —   —   — <i>Lock-out owing to dispute of kindred society :—</i>						
					25 0	While lock-out lasts.	—	—	—	—	
Lithographic Stone and Plate Preparers' Amalgamated Society.	132	0 6	—	52	{ After 1 year's membership :— 8 0   6   —   —   —   — After 5 years' membership :— 10 0   8   —   —   —   — }						
London Society of Litho-Music Printers.	101	0 6	—	52	{ After 1 year's membership :— 10 6   8   —   —   —   — After 2 years' membership :— 12 0   10   —   —   —   — After 3 years' membership :— 13 0   12   —   —   —   — After 5 years' membership :— 15 6   14   —   —   —   — }						
Male Relief Stampers' Trade Society.	48	0 6	—	52	Not more than £7 4s. in any 52 consecutive weeks.						
London Society of Music Engravers.	55	0 6	—	52	15 6	8	—	—	—	—	
COPPER PLATE PRINTING :—											
London United Society of Plate Printers.	176	2 10	per month to General Fund.	52	{ After 1 year's membership :— 7 0   17½   3 6   17½   —   — After 1½ year's membership :— 8 9   17½   4 4½   17½   —   — After 2 years' membership :— 10 6   17½   5 3   17½   —   — }						
		0 3	per month to Funeral Fund.								
		0 5	per month to Management Fund.								
BOOKBINDING AND MACHINE RULING :—											
London Consolidated Society of Journeymen Bookbinders.	1,188	2 6 per month.	2d. per month to Reserve Fund.	52	12 0	10	—	—	—	—	
Vellum Account Book Binders' Trade Society (London).	629	4 0 per month.	—	52	12 0	10	—	—	—	—	
Bookbinders and Machine Rulers' Consolidated Union.	4,714	8 0 per quarter.*	—	26 to 91 according to lapse of time after expiration of apprenticeship before joining Union.	10 0	12	—	—	—	—	
Society of Day Working Bookbinders of London, Westminster, &c.	348	3 0 per month.	—	52	12 0	10	Six weeks after exhausting this benefit, if still unemployed, a member is entitled to receive 10s. from the Gift Fund, and if unemployed for a further period of 4 weeks he is entitled to receive a further sum of 10s.				

\* Exclusive of contributions for Local branch expenses.

REGARD TO UNEMPLOYED AND TRAVELLING BENEFITS—*continued.*  
for Ordinary Members only.]

BENEFIT.			
Travelling Benefit.	When exempt from Contributions through Unemployment, Sickness or Accident.	Other Benefits covered by Contributions of Members.	Organisations to which Unions contribute for certain financial benefits.
<b>Kindred Trades—<i>cont.</i></b>			
—	After exhausting Unemployed or Sick Benefit.	Dispute, Sick and Accident, Superannuation, Funeral, Loss of Tools by fire, Distress Grants.	Printing and Kindred Trades Federation of the United Kingdom. <i>1911-12, 13</i>
—	—	Dispute, Sick and Accident, Funeral, Loans for Fares to Jobs, Legal Aid.	Do.
—	Contributions reduced one-half when unemployed and not receiving benefit.	Dispute, Christmas Grant to Unemployed.	Do.
—	—	Dispute, Distress Grants, Legal Aid.	—
—	—	Dispute, Sick and Accident, Funeral. (Distress Grants raised by special levy.)	—
—	After 1 month's sickness ...	Funeral, Distress Grants.	—
Sum of £1 10s. to £2 10s. allowed in addition to Ordinary Unemployed Benefit.	When sick ...	Dispute, Sick and Accident, Superannuation, Funeral.†	Printing and Kindred Trades Federation of the United Kingdom.
—	Contributions reduced to 6d. per month when unemployed or sick.	Dispute, Superannuation, Funeral, Emigration, Distress Grants.	Do.
—	Contributions reduced when unemployed or sick.	Dispute, Superannuation, Funeral, Emigration.	Do.
Sum of £2 allowed instead of 6 weeks of Ordinary Unemployed Benefit.	When sick. Contributions reduced to 1s. per month after exhausting Unemployed Benefit.	Dispute, Sick and Accident, Superannuation, Funeral, Christmas Bonus to unemployed members who have exhausted benefit.	—

† A special levy of not more than 1s. per month is made towards the cost of Sick and Funeral Benefits.



## ANALYSIS OF THE FINANCIAL RULES OF TRADE UNIONS WITH

[N.B.—The payments quoted are

Name of Union.	Number of Members at end of 1908.	ORDINARY <i>Regular</i> CONTRIBUTIONS.		No. of Weeks after joining Union before entitled to Unemployed and Travelling Benefits.	UNEMPLOYED					
		Per Week.	Additional <i>Regular</i> Contributions.		Weekly Amount and Duration of Ordinary Unemployed Benefit.					
					1st Period.		2nd Period.		3rd Period.	
					Rate.	Weeks.	Rate.	Weeks.	Rate.	Weeks.
		s. d.			s. d.		s. d.		s. d.	
<b>Bookbinding and Machine Ruling—cont.</b>					<b>Printing and</b>					
London Society of Machine Rulers.	183	0 9	3d. per quarter to National Printing and Kindred Trades Federation.	52	12 0	10	—	—	—	—
					This is the rate actually paid. The rules provide for the benefit being reduced to 10s. per week when the "Out of Work and General Fund" falls below £1 per member. (Benefit may be drawn once in 6 months.)					
Society of Women employed in Bookbinding (London).	226	0 2	—	52	5 0	8	—	—	—	—
Book Edge Gilders' Trade Society (London).	54	0 6	—	52	10 0	5	—	—	—	—
Manchester and Salford Society of Women employed in the Bookbinding and Printing Trades.	310	0 2	—	52	5 0	8	—	—	—	—
<b>TYPEFOUNDING :—</b>										
Edinburgh Typefounders' Trade Protection and Benefit Society.	145	0 2	—	52	—	—	—	—	—	—
Amalgamated Type Founders' Trade Society (London).	167	0 6	—	52	10 9	12	—	—	—	—
Sheffield Typefounders' Trade Society.	84	0 6	—	Not stated.	10 0	12	—	—	—	—
<b>CABINET MAKERS :—</b>					<b>WOODWORKING AND</b>					
Old West End Cabinet Makers' Society.	51	0 9	3d. to 6d. per week to Sick Fund according to age at entry (optional). 1s. per quarter for extra compensation for loss of tools (optional).	24	14 0	8	—	—	—	—
					plus 1s. for each child under 12 (not exceeding 3). (Benefit may again be drawn after working 24 weeks.)					
Amalgamated Union of Cabinet Makers.	2,956	1 0	6d. per quarter to Superannuation Reserve Fund. 2d. per year per £1 extra Tools Insurance (optional).	Half Benefit, 26 Full Benefit, 52	Under 40 years of age at entry :— 12 0   8   —   —   —   — 40 to 45 years of age at entry :— 12 0   6   —   —   —   — 45 years of age and upwards at entry :— 12 0   4   —   —   —   — Plus (in all cases) 1s. for each registered child under 13 (not exceeding 4), and additional two weeks' benefit if unemployed through loss of tools by fire or other casualty. (Benefit may again be drawn after working six months.)					
Progressive Union of Cabinet Makers (London).	350	0 6	—	26	12 0	8	12 0	8	—	—
					(An interval of eight weeks must elapse between 1st and 2nd Periods.)					

## REGARD TO UNEMPLOYED AND TRAVELLING BENEFITS—continued.

for Ordinary Members only.]

BENEFIT.			
Travelling Benefit.	When exempt from Contributions through Unemployment, Sickness or Accident.	Other Benefits covered by Contributions of Members.	Organisations to which Unions contribute for certain financial benefits.

## Kindred Trades—cont.

—	When unable to pay through sickness or other cause. After exhausting Unemployed Benefit. Contributions reduced to 6d. per week when receiving 12s. per week Unemployed Benefit.	Dispute, Accident Bonus, Superannuation, Removal, Emigration, Loss of Tools by fire, Distress Grants, Legal Aid. (Funeral benefit raised by special levy.)	Printing and Kindred Trades Federation of the United Kingdom.
—	—	Sick and Accident, Funeral.	—
—	—	—	—
—	—	Dispute, Sick and Accident.	—
Sum not exceeding £1 allowed.	When unemployed or sick ...	Dispute, Sick and Accident, Superannuation, Funeral, Loans.	—
Sum not exceeding £2 allowed.	When unemployed or sick ...	Dispute, Funeral, Distress Grants.	—
Sum not exceeding £2 allowed.	When unemployed ...	Dispute.	—

## FURNISHING TRADES.

—	When sick. Contributions reduced to 1d. per week when unemployed, and benefit is exhausted.	Dispute, Sick and Accident, Loss of Tools by Fire or Theft. (Funeral Benefit raised partly by special levy.)	—
Same as Ordinary Unemployed Benefit plus 6d. for bed (two nights' bed benefit allowed in certain large towns, and three nights' benefit and 1s. 6d. extra on Saturdays). After exhausting Unemployed Benefit, 1s. per day and 1s. extra on Saturday.	When unemployed or sick ...	Dispute, Sick and Accident, Superannuation, Funeral, Fares to Jobs, Emigration, Loss of Tools by Fire or other Accident.	—
—	When unemployed and benefit is exhausted; and when sick.	Dispute, Funeral, Loss of Tools by Fire.	—



## ANALYSIS OF THE FINANCIAL RULES OF TRADE UNIONS WITH

[N.B.—The payments quoted are

Name of Union.	Number of Members at end of 1908.	ORDINARY <i>Regular</i> CONTRIBUTIONS.		No. of Weeks after joining Union before entitled to Unemployed and Travelling Benefits.	UNEMPLOYED					
		Per Week.	Additional <i>Regular</i> Contributions.		Weekly Amount and Duration of Ordinary Unemployed Benefit.					
					1st Period.		2nd Period.		3rd Period.	
					Rate.	Weeks.	Rate.	Weeks.	Rate.	Weeks.
		<i>s. d.</i>			<i>s. d.</i>		<i>s. d.</i>			
<b>Cabinet Makers—cont.</b>					<b>Woodworking and</b>					
Perseverance Cabinet Makers' Association (London).	940	0 2	3d. per quarter to Distress Relief Fund.*	26 (Children to be registered 13 weeks before Unemployed Benefit can be claimed in respect of them.)	12 0 6	12 0 4	—	—	—	—
					(8 weeks contributions to be paid between 1st and 2nd Periods.) For each child under 13 years of age registered (not more than 3 in number) 1s. per week.					
Independent Cabinet Makers' Association (London).	270	0 8	½d. to 2d. per week for insurance of £5 to £20 against loss of tools by fire.†	Half-Benefit, 26, Full Benefit, 52.	14 0 5	14 0 5	—	—	—	—
					(Interval of 2 weeks must elapse between first and second periods.)					
National Amalgamated Furnishing Trades' Association.	6,636	0 9 0 10 (according to standard wages of town).	Fire Insurance (certain occupations only):— 1s. to 6s. 8d. per year for benefit of £3 to £20. For 5 years' members and over:— 8d. to 4s. for benefit of £3 to £20‡. 3d. per quarter for Parliamentary Labour Representation.	Half Benefit, 26 Full Benefit, 52	12 0 6 14 0 6	12 0 6 14 0 6	— —	— —	— —	— —
					(Interval of 8 weeks must elapse between 1st and 2nd Periods.)					
Scottish Cabinet Makers' Association.	80	0 6	3d. to 1s. per quarter for insurance against Loss of Tools by Fire.	26	12 0 6	—	—	—	—	—
					(Benefit may again be drawn after working 39 weeks.)					
<b>FRENCH POLISHERS:—</b>					After 1 year's membership:—					
Amalgamated Society of French Polishers of Great Britain and Ireland.§	845	1 0	3d. per quarter for Labour Representation. 1s. per quarter to Superannuation Fund (optional).§	52	15 0 4	—	—	—	—	—
					After 2 years' membership:—					
					15 0 6	—	—	—	—	—
					After 3 years' membership:—					
					15 0 8	—	—	—	—	—
					After 4 years' membership:—					
					15 0 10	—	—	—	—	—
London Furniture Japaners' Trade Union.	99	0 4	3d. per quarter to Management Fund.	52	12 0 8	6 0 4	—	—	—	—
Liverpool French Polishers' Association.	82	0 9	6d. per quarter to Management Fund.	52	12 0 6	—	—	—	—	—
					Benefit may again be drawn after 1 month's interval. Maximum amount allowable, in 1 year, £7 16s.					
United French Polishers' London Society.	975	1 0	—	52	15 0 13	—	—	—	—	—

\* Additional Contributions to Optional Funds.—5d. per week to Unemployed Fund; 6d. per year per child for children's week according to age at entry (additional 2d. per week

† Additional Contributions to Optional Sick Fund.—Scale A 2d. to 3d. per week. Scale B

‡ Additional Contributions to Optional Sick Fund.—Lower Scale 2d. or 3d. per week.

§ Additional Contributions to Optional Sick Fund.—Scale A, 2d. or 3d. per week; Scale B, 3d. or 4d. per week according to This Society subsequently joined the National

REGARD TO UNEMPLOYED AND TRAVELLING BENEFITS—*continued.**for Ordinary Members only.]*

BENEFIT.			
Travelling Benefit.	When exempt from Contributions through Unemployment, Sickness or Accident.	Other Benefits covered by Contributions of Members.	Organisations to which Unions contribute for certain financial benefits.
<b>Furnishing Trades—<i>cont.</i></b>			
—	Members partially exempt if unemployed or sick and benefit is exhausted.	Dispute, Sick and Accident, Funeral (for members contributing to Unemployed Fund), Loss of Tools by Fire, Distress Grants, Legal Aid.	General Federation of Trade Unions.
—	—	Dispute, Sick and Accident, Funeral, Loss of Tools by Fire.	—
—	When Unemployed or Sick Benefit is exhausted and (if not a member of Sick Fund) when sick.	Dispute, Sick and Accident, Funeral, Fares to Jobs, Emigration, Loss of Tools by Fire or Theft.	General Federation of Trade Unions.
—	When unemployed or sick ...	Dispute, Funeral, Loss of Tools by Fire.	—
Same as Ordinary Unemployed Benefit.	When unemployed and not receiving benefit, and when sick.	Dispute, Sick and Accident, Superannuation, Funeral, Loans for Fares to Jobs, Benevolent Grants, Medical Aid, Legal Aid.	General Federation of Trade Unions.
—	If member is in arrears through unemployment or sickness, Committee may grant an extension of time for payment.	Dispute, Funeral.	—
—	When unemployed and not entitled to benefit and when receiving sick benefit for more than 3 days in one week.	Dispute, Sick and Accident, Funeral, Fares to Jobs, Medical Aid.	—
—	When sick. Contributions may remain in abeyance when unemployed and not receiving benefit.	Dispute, Funeral, Christmas Grant to Unemployed.	—

unemployed allowance;  $\frac{1}{2}d.$  to  $1\frac{1}{2}d.$  per week for insurance of £5 to £15 against loss of tools by fire;  $2d.$  to  $4d.$  per week (entitles member to extra sum per week) for sick benefit.  
 $3d.$  to  $4d.$  per week. *Scale C*  $4d.$  to  $5d.$  per week according to age at entry.  
*Higher Scale*  $4d.$  or  $6d.$  per week according to age at entry.  
to age at entry. *Optional for each Branch*  $6d.$  per quarter to Benevolent Fund;  $1d.$  per week to Doctor's Fund.  
Amalgamated Furnishing Trades Association.



## ANALYSIS OF THE FINANCIAL RULES OF TRADE UNIONS WITH

[N.B.—The payments quoted are

Name of Union.	Number of Members at end of 1908.	ORDINARY <i>Regular</i> CONTRIBUTIONS.		No. of Weeks after joining Union before entitled to Unemployed and Travelling Benefits.	UNEMPLOYED					
					Weekly Amount and Duration of Ordinary Unemployed Benefit.					
		Per Week.	Additional <i>Regular</i> Contributions.		1st Period.		2nd Period.		3rd Period.	
					Rate.	Weeks.	Rate.	Weeks.	Rate.	Weeks.
		s. d.			s. d.		s. d.		s. d.	
<b>French Polishers—cont.</b>					<b>Woodworking and</b>					
Progressive Society of French Polishers (London).	103	4d. to Trade Fund. 5d. to Unemployed Fund. 1d. to Burial Fund. 2d. to Management Fund.		52	After 1 year's membership :— 15 0   6   —   —   —   — After 2 years' membership :— 15 0   8   —   —   —   — After 3 years' membership :— 15 0   10   —   —   —   — (Interval of 4 weeks to elapse between 1st and 2nd half of period.)					
Manchester French Polishers' Society.	60	1 0	—	52	12 0	13	—	—	—	—
Liverpool Independent Operative French Polishers' Society.	11	0 9	6d. per quarter for Management Expenses.	52	12 0	12	—	—	—	—
<b>UPHOLSTERERS:—</b>										
Liverpool Upholsteresses' Trade Union.	100	0 3	—	52	5 0	8	—	—	—	—
Amalgamated Union of Upholsterers of Great Britain and Ireland.	1,900	1 0	6d. per quarter to Benevolent Fund. Annual Levy for Labour Representation Committee Fund. 2d. per week to Sick and Funeral Fund (optional).	52	15 0	10	—	—	—	—
Manchester Upholsteresses' Association.	28	0 3	—	52	5 0	8	—	—	—	—
Carpet Planners of the City of Dublin.	35	0 6	—	52	After 1 year's membership :— 8 0   4   —   —   —   — After 2 years' membership :— 8 0   8   —   —   —   — 15 0   13   —   —   —   —					
London West End Upholsterers' Trade Society.	285	0 9	—	52	15 0	13	—	—	—	—
<b>COACH, CARRIAGE, CART AND DRAY BUILDING TRADES:—</b>										
Wheelwrights and Smiths' Society.	1,794	1d. to Branch Incidental Fund. 2d. to Superannuation Fund. 4d. to Trade Fund. 5d. to Sick and Funeral Fund.		52	12 0	6	10 0	6	4 0	40
United Kingdom Society of Coach Makers.	8,571	1 0	1s. per quarter to Incidental Fund (optional for each branch). Contributions for compensation for loss of tools (optional):— Body-makers, Carriage-makers, Wheelers and Finishers, 3d. per quarter. Trimmers and Painters, 1d. per quarter.	39	After 9 months' membership :— 10 0   10   5 0   10   —   — After 4 years' membership :— 10 0   13   5 0   13   —   —					

## REGARD TO UNEMPLOYED AND TRAVELLING BENEFITS—continued.

for Ordinary Members only.]

BENEFIT.	When exempt from Contributions through Unemployment, Sickness or Accident.	Other Benefits covered by Contributions of Members.	Organisations to which Unions contribute for certain financial benefits.
Travelling Benefit.			
<b>Furnishing Trades—cont.</b>			
—	When sick. Contributions may remain in abeyance when unemployed and not receiving benefit.	Dispute, Funeral, Christmas Grant to Unemployed, Legal Aid.	—
—	When unemployed or sick ...	Dispute, Sick and Accident, Funeral.	—
—	When unemployed and not entitled to benefit, and when sick.	Dispute, Sick and Accident, Funeral, Loans for Fares to Jobs, Medical Aid.	—
—	—	Victim, Sick and Accident, Funeral.	—
Same as Ordinary Unemployed Benefit.	After exhausting unemployed and sick benefit.	Dispute, Sick and Accident, Funeral, Benevolent Grants.	—
—	When sick ...	Sick and Accident, Funeral.	—
Gift of £1 10s. on starting.	When unemployed or sick ...	Sick and Accident, Funeral.	—
—	When unemployed or sick ...	Dispute, Superannuation, Christmas Bonus to Unemployed Members. (Funeral benefit raised partly by special levy.)	—
1s. bed money for 2 days per branch per 6 months, plus 1d. per mile travelled; 2s. extra for Sundays (Additional to Ordinary Unemployed Benefit).	When not working 27 hours per week.	Dispute, Sick and Accident, Accident Bonus, Superannuation, Funeral, Loss of Tools by Fire, Distress Grants (Retention of Membership), Legal Aid.	—
1s. per day and bed for 70 days, and afterwards 9d. per day and bed for 70 days; if over 4 years' membership, the periods are 91 days. If sick when travelling, and member enters hospital, 2s. 6d. per week allowed for extra necessities.	Contributions reduced to 4d. per week for Superannuation when unemployed or sick.	Dispute, Sick and Accident, Accident Bonus, Superannuation, Funeral, Loans for Fares to Jobs, Loss of Tools by Fire or Water, Advance of wages on getting employment, Legal Aid.	General Federation of Trade Unions.



## ANALYSIS OF THE FINANCIAL RULES OF TRADE UNIONS WITH

[N.B.—The payments quoted are

Name of Union.	Number of Members at end of 1908.	ORDINARY <i>Regular</i> CONTRIBUTIONS.		No. of Weeks after joining Union before entitled to Unemployed and Travelling Benefits.	UNEMPLOYED							
					Weekly Amount and Duration of Ordinary Unemployed Benefit.							
		Per Week.	Additional <i>Regular</i> Contributions.		1st Period.		2nd Period.		3rd Period.			
					Rate.	Weeks.	Rate.	Weeks.	Rate.	Weeks.		
		s.	d.		s.	d.		s.	d.		s.	d.
Coach, Carriage, Cart and Dray Building Trades— <i>cont.</i>												
London and Provincial Coachmakers' Trade Union.	516	0	9	—	26	After 6 months' membership:— 14 0   13   7 0   13   5 0   26 After 3 years' membership:— 18 0   13   10 0   13   6 0   13 4th Period. 4 0   13						
Associated Cartwrights and Wagon Builders of Glasgow and Vicinity.*	96	2d. to Trade Section. 4d. to Sick Section. 3d. per quarter to Tool Insurance Fund. 1d. per quarter to Incidental Fund.		—	—	—	—	—	—	—	—	—
Amalgamated Society of Railway Wagon and Carriage Makers, Wheelwrights and Carpenters.	784	5d. to Trade and Burial Fund. 4d. to Sick Fund. 1d. to Superannuation Fund.		Half Benefit, 26 Full Benefit, 52.	10 0	6	6 0	6	—	—	(Benefit may again be drawn after 30 weeks' interval.)	
Regular Cart, Van, and Wagon Builders Society of the City of Dublin.	7	1	0	—	52	8 0	6	—	—	—	—	—
London Coachsmiths and Vicemen's Trade Society.	54	7	6	— per quarter.	52	15 0	12	7 6	12	—	—	— (Benefit may again be drawn after working 16 weeks.)
National Amalgamated Society of Railway Wagon and Carriage Builders and Lifters.	309	Lifters, 0 4 Others, 0 6	1d. per quarter to Benevolent Fund. 3d. per year to Accident Fund. 3d. per year for Loss of Tools Benefit (optional).		52	10 0	6	6 0	6	—	—	—
Wheelwrights and Coach-makers Operatives' Union (London).	730	4s. per quarter to General Trade Fund. 1s. per quarter to General Funeral Fund. 1s. per quarter to Branch Management Fund. 3d. per quarter to General Reserve Fund. 3d. per quarter to Branch Reserve Fund.		52	14 0	6	8 0	6	3 0	40	—	
COOPERS:—												
Regular Operative Coopers' Society of Dublin.	340	1	0	—	26	12 0	15	—	—	—	—	—
Cork Coopers' Society ...	80	0	2	—	—	—	—	—	—	—	—	—
Belfast Coopers' Trade Union.	99	1	0	2d. per year to Trades Council.	104	10 0	8	—	—	—	—	—

\* The rules analysed were in operation in 1905, and no intimation has been

† These Unions are federated under the title of the Mutual Association of Journeymen Coopers,

‡ Paid to Members not entitled

REGARD TO UNEMPLOYED AND TRAVELLING BENEFITS—*continued.*  
*for Ordinary Members only.]*

BENEFIT.			
Travelling Benefit.	When exempt from Contributions through Unemployment, Sickness or Accident.	Other Benefits covered by Contributions of Members.	Organisations to which Unions contribute for certain financial benefits.
<b>Furnishing Trades—<i>cont.</i></b>			
—	When unemployed and benefit is exhausted, and when sick.	Dispute, Superannuation, Funeral, Loss of Tools by Fire, Expenses of unsuccessful application for a job. Loans for Fares to Jobs, Christmas Grants to Unemployed.	—
—	When receiving third rate of sick benefit.	Dispute, Sick and Accident, Funeral, Loss of Tools by Fire.	—
Grant for lodgings and assistance.	—	Dispute, Sick and Accident, Superannuation, Funeral, Loss of Tools by Fire, Fares to Jobs.	—
—	—	Victim, Sick and Accident, Funeral, Annual Dividend.	—
—	When unemployed and benefit is exhausted. When sick for one month.	Funeral, Loans for Fares to Jobs, Grants from Gift Fund when incapable of working.	—
Sum not exceeding 2s. 6d. per day.	—	Dispute, Accident Bonus, Superannuation, Funeral, Fares to Jobs, Loss of Tools by Fire, Distress Grants, Legal Aid.	General Federation of Trade Unions.
—	—	Dispute, Funeral, Loss of Tools by Fire, Distress Grants, Legal Aid.	—
Gift of 3 weeks Unemployed Benefit.	—	Dispute, Superannuation, Funeral, Fares to Jobs, Christmas Dividend.	—
—	—	Funeral, Removal, Emigration.	—
See footnote †. Grant on leaving Belfast according to following Scale :— 8 to 10 miles, fare, plus 2s. 10 to 20 miles, fare, plus 3s. 20 to 30 miles, fare, plus 4s. 30 to 40 miles, fare, plus 5s. Over 40 miles, fare, plus 7s. 6d.	When sick and benefit is exhausted. Contributions reduced to 3d per week when unemployed and benefit is exhausted.	Dispute, Sick and Accident, Accident Bonus, Superannuation, Funeral, Loans for Fares to Jobs, ‡ Emigration, Medical Aid.	—

received as to whether any subsequent alteration has been made.  
the Rules of which provide for the payment of 2s. 6d. Travelling Benefit at towns visited.  
to Travelling Benefit.



## ANALYSIS OF THE FINANCIAL RULES OF TRADE UNIONS WITH

[N.B.—The payments quoted are

Name of Union.	Number of Members at end of 1908.	ORDINARY <i>Regular</i> CONTRIBUTIONS.		No. of Weeks after joining Union before entitled to Unemployed and Travelling Benefits.	UNEMPLOYED					
					Weekly Amount and Duration of Ordinary Unemployed Benefit.					
		Per Week.	Additional <i>Regular</i> Contributions.		1st Period.		2nd Period.		3rd Period.	
					Rate.	Weeks.	Rate.	Weeks.	Rate.	Weeks.
		<i>s. d.</i>			<i>s. d.</i>		<i>s. d.</i>		<i>s. d.</i>	
Coopers—cont.										
Friends of Humanity Society of Coopers (Bristol).	165	0 10	—	Not stated.	10 0	10	—	—	—	—
					(Benefit may be drawn once in 6 months.)					
Hand in Hand Society of Coopers (London).	200	0 8	—	52	After 1 year's membership :—					
					9 0	Up to £2.	—	—	—	—
					After 2 years' membership :—					
					9 0	Up to £3.	—	—	—	—
					After 3 years' membership :—					
					9 0	Up to £4.	—	—	—	—
					After 4 years' membership :—					
					9 0	Up to £5.	—	—	—	—
Liverpool Coopers' Friendly, Trade and Burial Society.	500	8d. to Society. 1d. to Collector.		52	8 0	13	—	—	—	—
Loyal United Society of Brewers' and General Coopers of Manchester, Salford and District.	125	1 0	—	Not stated.	12 0	16	6 0	Re- main- der of unem- ploy- ment.	—	—
Birmingham, Wolverhampton and District (Good Intent Branch) Coopers' Society.	140	0 9	—	52	10 0	13	5 0	Re- main- der of unem- ploy- ment.	—	—
Glasgow Journeymen Coopers' Trade Society.	400	0 6	—	52	10 0	8	—	—	—	—
Hull Coopers' Society ...	210	3d. to Unemployed Fund. 2d. to General Fund. 1d. to Superannuation Fund.		26	10 0	12	—	—	—	—
					(Benefit may again be drawn after working 9 months.)					
Philanthropic Society of Journeymen Coopers of Burton-on-Trent and Vicinity.	812	0 9	—	52	12 0	Not stated.	—	—	—	—
Leeds and District Society of Coopers.	55	0 9	—	26	10 0	12	5 0	12	—	—
Livingston Society of Operative Coopers.	57	1 0	—	52	10 3	6	—	—	—	—
Bradford and District Friendly Society of Coopers.†	60	0 9	—	Not stated.	10 0	8	5 0	8	—	—
Leith, Edinburgh and District Journeymen Coopers' Protective and Friendly Society.	500	0 6	—	52	After 1 year's membership :—					
					6 6	8	—	—	—	—
					After 18 months' membership :—					
					7 6	8	—	—	—	—
					After 2 years' membership :—					
					8 6	8	—	—	—	—
					After 1 year's membership :—					
					4 0	6	—	—	—	—
					After 2 years' membership :—					
					5 0	6	—	—	—	—
					After 3 years' membership :—					
					6 0	6	—	—	—	—
					After 4 years' membership :—					
					7 0	6	—	—	—	—
					(Benefit may be drawn once in 6 months.)					
Friends of Humanity Society of Coopers (Swansea).†	28	0 6	—	52						

\* These Unions are federated under the title of the Mutual Association of Journeymen Coopers.

† The rules analysed were in operation in 1898, and no intimation has

REGARD TO UNEMPLOYED AND TRAVELLING BENEFITS—*continued.*  
for Ordinary Members only.]

BENEFIT.			
Travelling Benefit.	When exempt from Contributions through Unemployment, Sickness or Accident.	Other Benefits covered by Contributions of Members.	Organisations to which Unions contribute for certain financial benefits.
<b>Furnishing Trades—<i>cont.</i></b>			
See footnote * ...	When unemployed or sick ...	Dispute, Sick and Accident, Superannuation, Funeral, Fares to Jobs, Loss of Tools by Fire.	—
See footnote *. (Also grant of 2s. 6d. on starting.)	When not earning more than 12s. per week.	Dispute, Superannuation, Funeral, Emigration, Loss of Tools by Fire.	—
See footnote *. (Also railway fare and a donation of 6s. allowed on setting out).	Contributions reduced to 2d. per week when unemployed or sick.	Dispute, Sick and Accident, Accident Bonus, Superannuation, Funeral, Loss of Tools by Fire.	—
See footnote *. (Not more than two half-crowns per week in addition to Ordinary Unemployed Benefit.)	When unemployed or sick ...	Dispute, Sick and Accident, Funeral, Fares to Jobs, Loss of Tools by Fire.	—
See footnote *. (Not more than two half-crowns per week in addition to Ordinary Unemployed Benefit.)	When unemployed ...	Dispute, Superannuation, Funeral, Fares to Jobs, Loss of Tools by Fire.	—
See footnote *. (Also grant of 2s. 6d. on starting, 10s. if leaving Scotland.)	—	Dispute, Superannuation, Fares to Jobs.	—
See footnote * ...	Contributions reduced to 1d. per week when earning less than 15s. per week.	Dispute, Superannuation, Fares to Jobs and Loans for Expenses, Loss of Tools by Fire.	—
See footnote *. (Not more than two half-crowns per week.)	When unemployed or sick ...	Dispute, Superannuation, Funeral, Fares to Jobs, Emigration, Loss of Tools by Fire, Christmas Gifts.	—
See footnote * ...	When unemployed ...	Victim, Sick and Accident, Superannuation, Funeral, Fares to Jobs, Tools at cost price, Loss of Tools by Fire.	—
See footnote *. (Additional to Ordinary Unemployed Benefit.)	Contributions reduced to 3d. per week when unemployed or sick.	Dispute, Sick and Accident, Superannuation, Funeral.	—
See footnote * ...	When unemployed ...	Dispute, Sick and Accident, Funeral, Fares to Jobs, Loss of Tools by Fire.	—
See footnote *. Additional to Ordinary Unemployed Benefit.)	When unemployed and not receiving benefit.	Dispute, Distress Grants.	—
See footnote * ...	When unemployed ...	Sick and Accident, Funeral, Fares to Jobs, Loss of Tools by Fire.	—

the rules of which provide for the payment of 2s. 6d. Travelling Benefit at towns visited. been received as to whether any subsequent alteration has been made.



## ANALYSIS OF THE FINANCIAL RULES OF TRADE UNIONS WITH

[N.B.—The payments quoted are

Name of Union.	Number of Members at end of 1908.	ORDINARY Regular CONTRIBUTIONS.		No. of Weeks after joining Union before entitled to Unemployed and Travelling Benefits.	UNEMPLOYED						
		Per Week.	Additional Regular Contributions.		Weekly Amount and Duration of Ordinary Unemployed Benefit.						
					1st Period.		2nd Period.		3rd Period.		
					Rate.	Weeks.	Rate.	Weeks.	Rate.	Weeks.	
		s. d.			s. d.		s. d.				
Coopers—cont.					Woodworking and						
					After 6 months' membership :— 5 0   6   —   —   —   — After 12 months' membership :— 6 0   6   —   —   —   — After 18 months' membership :— 7 0   6   —   —   —   — After 2 years' membership :— 8 0   6   —   —   —   —						
Alloa Journeymen Coopers' Society.	40	0 5	—	26							
Greenock Coopers' Society.	47	0 6	3d. per half-year to Incidental Fund.	52							
Blackburn and District Society of Coopers.	42	1 0 (including 3d. to Optional Sick Fund)	—	52	10 0	12	5 0	12	—	—	
Good Intent Society of Coopers of Newcastle-on-Tyne and District.	30	0 6	—	Not stated.	8 0	10	4 0	10	—	—	
Waterford Operative Coopers' Trade Union.	21	0 4	—	—	—	—	—	—	—	—	
Warrington Coopers' Society.	38	0 6	—	52	8 0	13	4 0	7	—	—	
					(Benefit may again be drawn after working 6 months.)						
Amalgamated Society of Coopers (London).	66	0 6	6d. per quarter to Distress Fund (optional).	52	7 6	2	—	—	—	—	
National Amalgamated Society of Coopers.	306	0 6	½d. per meeting night for branch collector (if appointed). 3d. per quarter for Reports.	52	—	—	—	—	—	—	
United Society of Coopers (London, E.).	416	0 10	—	—	10 0	8	5 0	8	—	—	
Liverpool Dry and Tight Coopers' Association.	70	0 6	—	52	8 0	8	—	—	—	—	
Limerick Guild of Coopers.	64	0 4 (for about 39 weeks in the year).	—	—	—	—	—	—	—	—	
London Brewers and Distillers' Society of Coopers.	48	0 6	—	52	10 0	12	—	—	—	—	
Nottingham and District Society of Journeymen Coopers.	14	0 9	—	52	6 0	12	4 0	8	—	—	
Manchester Coopers' Trade and Burial Society.	20	0 9	—	52	12 0	16	6 0	re-mainder of unemployment.	—	—	
Northwich and District Coopers' Trade Society.	34	0 8	—	52	6 0	6	—	—	—	—	
Aberdeen General Coopers' Protective Society.	25	Not stated.	Not stated.	—	—	—	—	—	—	—	

\* These Unions are federated under the title of the Mutual Association of Journeymen Coopers.

† This Society subsequently joined

REGARD TO UNEMPLOYED AND TRAVELLING BENEFITS—*continued.*  
for Ordinary Members only.]

BENEFIT.			
Travelling Benefit.	When exempt from Contributions through Unemployment, Sickness or Accident.	Other Benefits covered by Contributions of Members.	Organisations to which Unions contribute for certain financial benefits.
<b>Furnishing Trades—cont.</b>			
See footnote *. (Also grant of 2s. 6d. on starting.)	When unemployed and not receiving benefit, and when sick.	Dispute, Fares to Jobs.	—
See footnote *. (Also grant of 2s. 6d. on starting.)	When unemployed, contributions paid out of Incidental Fund.	Sick and Accident, Funeral.	—
See footnote * ...	When receiving benefit ...	Dispute, Sick and Accident, Funeral, Fares to Jobs, Loss of Tools by Fire.	—
See footnote *. (Also grant of 2s. 6d. on starting.)	When unemployed or sick ...	Dispute, Superannuation, Fares to Jobs, Loss of Tools by Fire. (Funeral benefit raised partly by special levy.)	—
—	When sick and benefit is exhausted.	Sick and Accident, Victim. (Funeral benefit raised partly by special levy.)	—
See footnote *. (Not more than two half-crowns per week in addition to Ordinary Unemployed Benefit.)	When unemployed or sick ...	Dispute, Funeral.	—
See footnote * ...	When unemployed. When sick, exempt for 3 months.	Dispute, Funeral, Loss of Tools by Fire, Distress Grants, Legal Aid.	—
See footnote *. (Not more than two half-crowns per week.)	When unemployed or sick. Contributions reduced to 3d. per week when "labouring."	Dispute, Sick and Accident, Funeral, Fares to Jobs, Loss of Tools by Fire.	—
See footnote * ...	When unemployed or sick ...	Dispute, Funeral, Fares to Jobs, Loss of Tools by Fire.	†
See footnote *. (Not more than three half-crowns per week.)	When earning less than 8s. in one week, and when unemployed or sick.	Dispute, Sick and Accident, Funeral, Fares to Jobs, Loss of Tools by Fire.	—
—	When unemployed or sick ...	Sick and Accident, Funeral.	—
—	When unemployed or sick ...	Funeral, Fares to Jobs, Loss of Tools by Fire.	—
See footnote * ...	When receiving unemployed benefit.	Dispute, Funeral, Loss of Tools by Fire.	—
Not more than three half-crowns per week in addition to Ordinary Unemployed Benefit.	When unemployed or sick ...	Dispute, Funeral, Fares to Jobs.	—
See footnote *. (Not more than two half-crowns per week.)	When sick benefit is exhausted, and when not earning 12s. per week.	Dispute, Sick and Accident, Funeral, Fares to Jobs, Loss of Tools by Fire.	—
See footnote * ...	When unemployed ...	Dispute.	—

the Rules of which provide for the payment of 2s. 6d. Travelling Benefit at towns visited.  
the General Federation of Trade Unions.



## ANALYSIS OF THE FINANCIAL RULES OF TRADE UNIONS WITH

[N.B.—The payments quoted are

Name of Union.	Number of Members at end of 1906.	ORDINARY <i>Regular</i> CONTRIBUTIONS.		No. of Weeks after joining Union before entitled to Unemployed and Travelling Benefits.	UNEMPLOYED						
		Per Week.	Additional <i>Regular</i> Contributions.		Weekly Amount and Duration of Ordinary Unemployed Benefit.						
					1st Period.		2nd Period.		3rd Period.		
					Rate.	Weeks.	Rate.	Weeks.	Rate.	Weeks.	
		<i>s. d.</i>			<i>s. d.</i>		<i>s. d.</i>		<i>s. d.</i>		
SAWYERS AND WOOD-CUTTING MACHINISTS:—					Woodworking and						
London Mill Sawyers and Woodworking Machinists' Trade Society.	131	1s. 9d. or 2s. per month according to age at entry.	2s. per quarter to Funeral Fund. 6d. per quarter to Reserve Fund.	26	After 6 months' membership:— 12 0 13 — — — — After 5 years' membership:— 15 0 13 — — — —						
Scottish Wood Cutting Machinemens' Society.	1,295	0 5	3½d. per week to Sick and Funeral Fund (optional).	26	10 0 4 — — — — (Benefit may be drawn once in 6 months.)						
Amalgamated Society of Wood Cutting Machinists of Great Britain and Ireland.	4,388	0 11	—	Half Benefit, 26 Full Benefit, 52.	10 0 13	5 0 13	—	—	—	—	
Liverpool United Mill Sawyers and Wood Cutting Machinists' Society.	68	0 7½	6d. per quarter for Doctor. 6d. per quarter to Widow and Orphan and Benevolent Fund.	26	10 0 12 7 0 8 — — Case then considered by Committee. (Benefit may again be drawn after 6 months' interval.)						
London Society of Wood Cutting Machinists and Mill Sawyers.	68	0 9	6d. per quarter to Incidental Fund.	52	12 0 13	6 0 13	—	—	—	—	
LATH RENDERS:—											
Manchester and District Operative Lath Renderers' Society.	20	0 6	—	—	—	—	—	—	—	—	
Newcastle and District Operative Lath Renderers' Society.*	12	0 6	—	Not stated.	—	—	—	—	—	—	
Edinburgh and District Operative Lathsplitters and Lathdrivers' Association.	25	0 6	—	—	—	—	—	—	—	—	
Hull and District Lath Renderers' Society.†	15	0 4½	—	13	—	—	—	—	—	—	
West of England and South Wales Operative Lath Renderers' Trade Society.	58	3½d. to Unemployed Fund. ½d. to Benevolent Fund. 1½d. to Branch Incidental Fund. ½d. for General Expenses. 6d. per quarter to General Expenses Fund.		Not stated.	10 0 6	—	—	—	—	—	

\* The rules analysed were in operation in 1898, and no intimation has

† The rules analysed were in operation in 1905, and no intimation has

‡ This Union also makes grants of 2s. and in some cases of 5s. to members

REGARD TO UNEMPLOYED AND TRAVELLING BENEFITS—*continued.*  
for Ordinary Members only.]

BENEFIT.			
Travelling Benefit.	When exempt from Contributions through Unemployment, Sickness or Accident.	Other Benefits covered by Contributions of Members.	Organisations to which Unions contribute for certain financial benefits.
<b>Furnishing Trades—cont.</b>			
—	—	Funeral, Distress Grants.	—
Same as Ordinary Un-employed Benefit.	—	Dispute, Sick, Trade Accident, Superannuation, Accident Bonus, Funeral, Fares to Jobs, Distress Grants.	—
Same as Ordinary Un-employed Benefit plus 1s. per working day for bed.	—	Sick and Accident, Accident Bonus, Superannuation, Funeral, Loans for Fares to Jobs, Distress Grants, Legal Aid. (Dispute benefit raised by special levy.)	—
—	When in receipt of unemployed pay contributions paid from Widow and Orphan and Benevolent Fund.	Dispute, Sick and Accident, Accident Bonus, Superannuation, Funeral. Return fare granted when applying for a job; one half to be returned if application successful. Distress Grants, Medical Aid, Legal Aid.	—
—	If unable through adverse circumstances to pay contributions when in arrears, case specially considered by Committee.	Dispute, Sick and Accident, Funeral, Distress Grants.	—
—	When unemployed or sick...	Sick and Accident, Funeral.	—
10s. paid to members leaving the district.	When unemployed or sick...	Dispute, Trade Accident, Funeral.	—
—	When unemployed or sick. Contributions reduced to 3d. per week when working less than 18 hours per week.	Victim, Sick and Accident, Funeral.	—
10s. on starting. See footnote.†	When unemployed or sick...	Dispute, Sick and Accident, Funeral.	—
Grant (maximum 15s.) on leaving district.	Contributions reduced to 3d. per week when unemployed or sick.	Dispute, Accident, Funeral, Distress Grants, Fares to Jobs, Legal Aid.	—

been received as to whether any subsequent alteration has been made.  
been received as to whether any subsequent alteration has been made.  
of other Lath Renders' Unions visiting Hull in search of work.



## ANALYSIS OF THE FINANCIAL RULES OF TRADE UNIONS WITH

[N.B.—The payments quoted are

Name of Union.	Number of Members at end of 1908.	ORDINARY <i>Regular</i> CONTRIBUTIONS.		No. of Weeks after joining Union before entitled to Unemployed and Travelling Benefits.	UNEMPLOYED									
					Weekly Amount and Duration of Ordinary Unemployed Benefit.									
		Per Week.	Additional <i>Regular</i> Contributions.		1st Period.		2nd Period.		3rd Period.					
					Rate.	Weeks.	Rate.	Weeks.	Rate.	Weeks.				
		<i>s.</i>	<i>d.</i>		<i>s.</i>	<i>d.</i>		<i>s.</i>	<i>d.</i>		<i>s.</i>	<i>d.</i>		
<b>PACKING CASE MAKERS:—</b>					<b>Woodworking and</b>									
Manchester, Salford, and Bolton Wood Packing Case Makers' Society.	380	1	3	—	52	After 1 year's membership :— 10 0   10   —   —   —   — After 2 years' membership :— 10 0   20   —   —   —   — After 3 years' membership :— 10 0   30   —   —   —   —								
Bradford Rolling Board and Packing Case Makers' Society.	216	0	9	—	52	10	0	12	8	0	12	6	0	12
London Wood and Tin Packing Case Makers' Trade Society.	256	0	9	6d. per quarter to assist distressed Trade Societies and for other purposes.	52	After 1 year's membership :— 6 0   13   —   —   —   — After 2 years' membership :— 8 0   13   —   —   —   — After 3 years' membership :— 10 0   13   —   —   —   — After 5 years' membership :— 12 0   13   —   —   —   —								
Liverpool and District Packing Case and Box Makers' Society.	80	0	9	—	52	10	0	10	—	—	—	—	—	
Trunk and Packing Case Makers of Scotland Trade Society (Glasgow).	148	3½d. to Trade Protection Fund. 3½d. to Unemployed Fund. 2d. to Management Fund.			52	10	0	6	8	0	6	—	—	
Nottingham Packing Case Makers' Trade Society.	56	0	6	—	52	10	0	10	5	0	10	—	—	
Edinburgh, Leith, and District Trade Society of Packing Case Makers.	28	2d. to Trade Protection Fund. 2d. to Sick and Unemployed Fund. 2d. to Management Fund.			52	After 1 year's membership :— 8 0   6   5 0   6   —   — After 3 years' membership :— 8 0   8   5 0   6   —   — After 5 years' membership :— 8 0   10   5 0   6   —   —								
Bristol and Cardiff Packing Case Makers' Society.	60	0	6	6d. per quarter for Officers' salaries.	52	8	0	6	—	—	—	—	—	
<b>OTHER TRADES:—</b>														
Liverpool Carvers, Gilders, Frame Makers and Fitters' Society.	28	0	9	1s. per quarter for Doctor's Fee.	52	10	0	4 or 6 according to state of funds.	—	—	—	—	—	
					(Benefit may again be drawn after 6 months' interval.)									
Glasgow Gilders' Society	34	1d. to Defence Fund. 3d. to General Fund.			52	10	0	4	—	—	—	—	—	

\* The Rules of the United Kingdom Federation of Wood Packing Case Makers provide for the  
† There appear to be mutual arrangements among these Societies and the one noted on page 185,

REGARD TO UNEMPLOYED AND TRAVELLING BENEFITS—*continued.**for Ordinary Members only.]*

BENEFIT.			
Travelling Benefit.	When exempt from Contributions through Unemployment, Sickness or Accident.	Other Benefits covered by Contributions of Members.	Organisations to which Unions contribute for certain financial benefits.
<b>Furnishing Trades—<i>cont.</i></b>			
See footnote * ...	When sick, or working less than 27 hours per week.	Dispute, Sick and Accident, Accident Bonus, Superannuation, Funeral, Emigration, Loss of Tools by Fire. (Widows' Gift raised by special levy.)	United Kingdom Federation of Wood Packing Case Makers.
See footnote * ...	—	Dispute, Sick and Accident, Superannuation, Funeral, Fares to Jobs. (Accident Bonus raised by special levy.)	Do.
See footnote *. Two weeks' unemployed pay granted in advance.	—	Dispute, Superannuation, Funeral, Loss of Tools by Fire.	Do.
See footnote *. Gift of 5s. allowed.	Contributions may remain in abeyance when unemployed.	Dispute, Sick and Accident, Funeral, Loans for Fares to Jobs, Loss of Tools by Fire.	Do.
See footnote *. One week's unemployed pay granted in advance.	When working 27 hours or less in a week.	Dispute, Loss of Tools by Fire.	General Federation of Trade Unions and United Kingdom Federation of Wood Packing Case Makers.
See footnote * ...	When unemployed and not receiving benefit.	Dispute, Sick and Accident, Distress Grants. (Funeral benefit raised by special levy.)	United Kingdom Federation of Wood Packing Case Makers.
See footnote * ...	When unemployed or sick and not receiving benefit.	Dispute, Sick and Accident. (Funeral benefit raised by special levy.)	Do.
See footnote * ...	—	Dispute, Sick and Accident, Loans for Fares to Jobs. (Funeral benefit raised partly by special levy.)	Do.
See footnote †. Grant of 30s. or less according to state of funds and according to whether member has already received half amount of unemployed allowance.	—	Sick and Accident, Medical Aid. (Funeral benefit raised partly by special levy.)	—
See footnote †. Grant of 5s. on leaving town.	—	—	—

relief of Travellers at towns visited.  
by which travellers receive 5s. relief on visiting Societies in other towns.



## ANALYSIS OF THE FINANCIAL RULES OF TRADE UNIONS WITH

[N.B.—The payments quoted are

Name of Union.	Number of Members at end of 1908.	ORDINARY <i>Regular</i> CONTRIBUTIONS.		No. of Weeks after joining Union before entitled to Unemployed and Travelling Benefits.	UNEMPLOYED							
		Per Week.	Additional <i>Regular</i> Contributions.		Weekly Amount and Duration of Ordinary Unemployed Benefit.							
					1st Period.		2nd Period.		3rd Period.			
					Rate.	Weeks.	Rate.	Weeks.	Rate.	Weeks.		
		<i>s.</i>	<i>d.</i>		<i>s.</i>	<i>d.</i>		<i>s.</i>	<i>d.</i>		<i>s.</i>	<i>d.</i>
Other Trades— <i>cont.</i>					Woodworking and							
Organ Builders' United Trade Society.	238	0	7	—	Half Benefit, 26 Full Benefit, 52.	12	0	13	—	—	—	—
Amalgamated Gilders' Society (London).	96	1	0	1 <i>s.</i> per half year to Christmas Fund.  1 <i>s.</i> per quarter to Funeral Fund.	Not stated	7	0	6	(Benefit may be drawn once in 6 months.)			
United Turners, Machinists, and Athletic Woodworkers' Trade Union.	161	0	8	—	Half Benefit, 26 Full Benefit, 52.	Under 3 years' membership :— 12 0   8   —   —   —   — After 3 years' membership :— 15 0   8   —   —   —   — (Benefit for a further period of 4 weeks allowed after an interval of 8 weeks, but not more than 12 weeks in a year.)						
Coffin Makers' Society of Dublin.	11†	0	7	—	—	—	—	—	—	—	—	—
"New Century" Gilders' Society.	63	0	6	6 <i>d.</i> per quarter to Incidental Fund.	—	Assistance granted to unemployed members from Incidental Fund. Arranged by Committee.						
Player Trade Society ...	32	0	9	—	Half Benefit, 26 Full Benefit, 52.	5	0	6	—	—	—	—
Nottingham Picture Frame Makers' Trade Union.	57	0	4	—	—	—	—	—	—	—	—	—
CHEMICAL WORKERS:—					CHEMICAL, GLASS,							
Winsford Salt Makers' Association.	1,287	0	3	—	—	—	—	—	—	—	—	—
Northwich and District Amalgamated Society of Salt Workers, Rock Salt Miners, Alkali Workers, Mechanics and General Labourers.	478	0	3	—	—	—	—	—	—	—	—	—
Droitwich Salt Makers, Mechanics and General Labourers' Association.	79	0	3	—	—	—	—	—	—	—	—	—
South Durham and North Yorkshire Salt Workers' Association.	191	0	3	—	—	—	—	—	—	—	—	—
Stoke Prior Salt Makers, Mechanics, and General Labourers' Association.	97	0	3	—	—	—	—	—	—	—	—	—
GLASS TRADES:—					Breakdowns, Fires, Failures, &c. (not Bad Trade) :— 8 0   12   6 0   24   —   — (Benefit may again be drawn after working 10 weeks.)							
Glass Bottle Makers of Yorkshire United Trade Protection Society.	2,483	1	0	—	10	8	0	12	6	0	24	—

\* There appear to be mutual arrangements among the Societies noted on pp. 183-185 by  
† Union dissolved in 1909.

REGARD TO UNEMPLOYED AND TRAVELLING BENEFITS—*continued.*  
for Ordinary Members only.]

BENEFIT.			
Travelling Benefit.	When exempt from Contributions through Unemployment, Sickness or Accident.	Other Benefits covered by Contributions of Members.	Organisations to which Unions contribute for certain financial benefits.
<b>Furnishing Trades—<i>cont.</i></b>			
—	After receiving 24 days' unemployed or sick benefit.	Dispute, Sick and Accident, Fares to Jobs, Loss of Tools, Legal Aid.	—
See footnote *. (When starting to travel, 2 weeks' unemployed pay may be advanced. If benefit exhausted, 5s. allowed.)	When not earning more than 7s. per week. Contributions reduced to 6d. per week when earning more than 7s. and less than £1 per week.	Retirement Grant, Funeral, Loans for Fares to Jobs, Christmas Bonus for Unemployed Members.	—
—	When unemployed ...	Dispute, Funeral, Fares to Jobs, Emigration, Legal Aid.	—
—	When unemployed ...	Dispute, Sick and Accident, Funeral.	—
—	Contributions reduced when unemployed or sick.	Dispute, Annual Bonus. (Funeral benefit raised partly by special levy.)	—
—	When unemployed or sick ...	Dispute, Loss of Tools by Fire or Water, Legal Aid.	—
—	When unemployed ...	Dispute, Distress Grants.	—
<b>POTTERY, &amp;c., TRADES.</b>			
—	Contributions may remain in abeyance when unemployed or sick.	Dispute, Funeral.	Federation of Salt Workers, Alkali Workers, Mechanics and General Labourers.
—	When unemployed or sick...	Dispute, Funeral.	—
—	When unemployed ...	Dispute, Funeral.	Federation of Salt Workers, Alkali Workers, Mechanics and General Labourers.
—	When unemployed or sick ...	Dispute, Funeral.	Do
—	When unemployed or sick ...	Dispute, Funeral.	Do.
—	When unemployed or sick...	Dispute Incapacitation Grants, Superannuation, Funeral, Widow's Gift, Fares to Jobs, Legal Aid.	—

which travellers receive 5s. relief on visiting Societies in other towns.



## ANALYSIS OF THE FINANCIAL RULES OF TRADE UNIONS WITH

[N.B.—The payments quoted are

Name of Union.	Number of Members at end of 1908.	ORDINARY <i>Regular</i> CONTRIBUTIONS.		No. of Weeks after joining Union before entitled to Unemployed and Travelling Benefits.	UNEMPLOYED					
					Weekly Amount and Duration of Ordinary Unemployed Benefit.					
		Per Week.	Additional <i>Regular</i> Contributions.		1st Period.		2nd Period.		3rd Period.	
					Rate.	Weeks.	Rate.	Weeks.	Rate.	Weeks.
		s. d.			s. d.		s. d.		s. d.	
Glass Trades— <i>cont.</i>					Chemical, Glass.					
United Flint Glass Cutters' Mutual Assistance and Protective Society.	705	1 0	—	26	After 6 months' membership :— 1 <sup>st</sup> 0   13      8 0   13      6 0   13 4th Period. 4 0   52					
					After 5 years' membership :— 10 0   13      8 0   13      6 0   26 4th Period. 4 0   78					
					After 10 years' membership :— 10 0   13      8 0   13      6 0   26 4th Period. 4 0   2½ years.					
					After 15 years' membership :— 10 0   13      8 0   13      6 0   52 4th Period. 4 0   2½ years.					
					After 20 years' membership :— 10 0   13      8 0   13      6 0   4 years.					
National Flint Glass Makers' Sick and Friendly Society of Great Britain and Ireland.	1,000	2 6 (Foot-makers may pay 1 8 and receive two-thirds Benefits.)	—	Half Benefit, 52 Full Benefit, 104.	After 2 years' membership :— 9 0   13      7 0   13      5 0   13 4th Period.      5th Period. 4 0   13      3 0   13					
					After 15 years' membership :— 9 0   13      7 0   13      5 0   13 4th Period.      5th Period.      6th Period. 4 0   13      3 0   13      2 0   3 years.					
					After 20 years' membership :— 9 0   13      7 0   13      5 0   13 4th Period.      5th Period.      5th Period. 4 0   13      3 0   13      2 0   6 years.					
Lancashire District Glass Bottle Makers' Trade Protection Association.	940	1 0	—	52	10 0   13	8 0   13	5 0   26			
Irish Glass Bottle Makers' Trade Protection Society.	215	2 0	—	26	9 0   12	6 0   12	2 6   12			
Glass Bottle Makers' Trade and Benefit Society of Bristol.	87	1 0	—	26	10 0   8	5 0   4	—   —			
					(Benefit may again be drawn after 6 months' interval)					
Pressed Glass Makers' Friendly Society of Great Britain.	505	1 0	—	52	10 0   13	5 0   13	3 0   13			
London Glass Blowers' Trade Society.	455	1 1	1s. per quarter to Incidental Fund.	104	12 0   13 4th Period. 6 0   13	10 0   13 5th Period. 4 0   26	8 0   13			
North of England Glass Bottle Makers' Society.	277	5d. per "journey" up to 4 "journeys" and 2s. for 5 "journeys."	—	26	7 0   13	5 0   13	—   —			

REGARD TO UNEMPLOYED AND TRAVELLING BENEFITS—*continued.*  
*for Ordinary Members only.]*

BENEFIT.			
Travelling Benefit.	When exempt from Contributions through Unemployment, Sickness or Accident.	Other Benefits covered by Contributions of Members.	Organisations to which Unions contribute for certain financial benefits.
<b>Pottery, &amp;c., Trades—<i>cont.</i></b>			
—	When sick. Contributions reduced to 6d. when working less than 36 hours per week.	Dispute, Superannuation, Fares to Jobs, Removal, Benevolent Grants, Emigration, (Funeral benefit raised by special levy.)	
—	When not working more than 4 "moves" per week, and when sick.	Dispute, Sick and Accident, Superannuation, Funeral, Fares and Expenses to Jobs.	General Federation of Trade Unions and National Federation of Glassworkers and Kindred Trades Unions.
—	When unemployed or sick. Contributions reduced when working short time.	Dispute, Accident Bonus, Superannuation, Funeral, Loans for Fares to Jobs and Removals, Benevolent Grants, Legal Aid. (Widow's Gift raised by special levy.)	National Federation of Glassworkers and Kindred Trades Unions.
—	When not working 3 "journeys" per week.	Dispute, Superannuation, Funeral. (Widow's Gift raised by special levy.)	
—	When not working 3 "journeys" per week through sickness. Contributions reduced to 3d. per week when unemployed and benefit is exhausted.	Dispute, Superannuation, Funeral, Widow's Gift.	
—	When sick ... ..	Dispute, Superannuation, Fares to Jobs. (Funeral benefit raised by special levy.)	General Federation of Trade Unions and National Federation of Glassworkers and Kindred Trades Unions.
—	When not earning £1 per week.	Dispute, Superannuation, Funeral, Benevolent Grants.	Do.
—	When unemployed or sick ...	Dispute, Sick and Accident, Superannuation, Funeral, Widow's Gift, Benevolent Grants. (Accident Bonus raised by special levy.)	



## ANALYSIS OF THE FINANCIAL RULES OF TRADE UNIONS WITH

[N.B.—The payments quoted are

Name of Union.	Number of Members at end of 1908.	ORDINARY <i>Regular</i> CONTRIBUTIONS.		No. of Weeks after joining Union before entitled to Unemployed and Travelling Benefits.	UNEMPLOYED					
					Weekly Amount and Duration of Ordinary Unemployed Benefit.					
		Per Week.	Additional <i>Regular</i> Contributions.		1st Period.		2nd Period.		3rd Period.	
					Rate.	Weeks.	Rate.	Weeks.	Rate.	Weeks.
		<i>s. d.</i>			<i>s. d.</i>		<i>s. d.</i>		<i>s. d.</i>	
<b>Glass Trades—<i>cont.</i></b>					<b>Chemical, Glass,</b>					
Londonderry Glass Bottle Makers' Trade Society (Seabam Harbour).	215	1 0	—	26	7 0	26	—	—	—	—
Barometer, Thermometer, and Tube Blowers' Trade and Benefit Society.	32	0 4	—	78	10 0	4	5 0	4	—	—
					(Benefit may again be drawn after 13 weeks' interval.)					
St. Helens Sheet Glass Flatteners' Trade Protection Society.	156	0 6	—	—	—	—	—	—	—	—
Amalgamated Society of Glass Mould Makers and Smiths.	100	0 9	6½d. per quarter to Superannuation Fund.	52	10 0	12	7 0	15	5 0	25
Alloa Glass Bottle Makers' Trade Protection Society.	45	1 0	—	26	9 0	12	6 0	12	2 6	12
Portobello Glass Bottle Makers' Trade Protection Association.	194	2 0	—	26	10 0	13	6 0	13	—	—
Birmingham United Glass Bevelers' Society.	120	0 6	—	52	8 0	13	—	—	—	—
National Glass Bottle Makers' Society of Great Britain and Ireland.	828	2 0	4d. per quarter to 'Trades' Federation Fund.	52	10 0	13	8 0	13	6 0	26
					4th Period.		5th Period.			
					5 0 26		4 0 26			
Medical Glass Bottle Makers of Scotland.	30	0 6	—	—	—	—	—	—	—	—
<b>POTTERY WORKERS:—</b>					<i>Lock-out owing to dispute in any other branch of trade:—</i>					
United Ovenmen, Kilnmen, and Saggar-makers' Union.	600	Not stated.	Not stated.	26	{ 10 0   while locked out, plus 2s. for wife and 1s. for each child.					
United Potters' Packers' Labour Protection Association.	110	Not stated.	Not stated.	26	{ 7 6   while unemployed					
National Amalgamated Society of Male and Female Pottery Workers.	Males, 6,060	Males, 0 8	—	26	After 6 months' membership:—					
					6 0   13   —   —   —   —					
					After 1 year's membership:—					
					7 0   13   —   —   —   —					
					After 2 years' membership:—					
					8 0   13   —   —   —   —					
					After 3 years' membership:—					
					9 0   13   —   —   —   —					
					After 4 years' membership:—					
					10 0   13   —   —   —   —					
					Plus in each case 1s. for wife and 6d. for each child under 14.					
					(In each case benefit may again be drawn after payment of 13 weeks' contributions.)					
					<i>Lock-out:—</i>					
					10 0   Not stated.   —   —   —   —					
					—   —   —   —   —   —					
	Females, 1,008	Females, 0 2	—	—						

\* An arrangement exists between these Unions, and apparently with Glasgow and District Glass Bottle Makers'

REGARD TO UNEMPLOYED AND TRAVELLING BENEFITS—*continued.*  
*for Ordinary Members only.]*

BENEFIT.			
Travelling Benefit.	When exempt from Contributions through Unemployment, Sickness or Accident.	Other Benefits covered by Contributions of Members.	Organisations to which Unions contribute for certain financial benefits.
<b>Pottery, &amp;c., Trades—cont.</b>			
—	When unemployed or sick. Contributions reduced when working short time.	Victim, Sick and Accident, Superannuation, Funeral, Widows' Gift.	—
—	When unemployed or sick and out of London, contributions reduced to 2d. per week, but no benefit given.	Dispute, Sick and Accident, Funeral.	—
—	When not working 6 hours per week.	Dispute, Funeral.	—
Same as Ordinary Unemployed Benefit.	When not working more than three days per week.	Dispute, Sick and Accident, Superannuation, Funeral, Fares to Jobs, Legal Aid.	—
5s. on starting.* ...	When unemployed or sick. Contributions reduced when working short time.	Dispute, Superannuation, Funeral.	—
5s. on starting.* ...	When unemployed or sick. Contributions reduced when working short time.	Dispute, Superannuation, Funeral.	—
Sum not exceeding £1 allowed.	When sick ... ..	Dispute, Trade Accident, Funeral, Legal Aid.	National Federation of Glassworkers and Kindred Trades Unions.
—	When not making more than 7 "moves" per week.	Dispute, Accident Bonus, Superannuation, Funeral, Fares to Jobs.	General Federation of Trade Unions and National Federation of Glassworkers and Kindred Trades Unions.
—	When not working 3 days per week.	Dispute.	—
—	When not working 3 days per week.	Dispute, Funeral, Legal Aid.	General Federation of Trade Unions.
—	—	Dispute, Distress Grants.	Do.
—	When not working and not receiving benefit. Contributions reduced by half when working short time and when receiving unemployed benefit.	Dispute, Legal Aid.	Do.
—	—		

Association, the rules of which are not available, for the payment of 5s. per half year to each other's travelling members.



## ANALYSIS OF THE FINANCIAL RULES OF TRADE UNIONS WITH

[N.B.—The payments quoted are

Name of Union.	Number of Members at end of 1908.	ORDINARY <i>Regular</i> CONTRIBUTIONS.		No. of Weeks after joining Union before entitled to Unemployed and Travelling Benefits.	UNEMPLOYED					
					Weekly Amount and Duration of Ordinary Unemployed Benefit.					
		Per Week.	Additional <i>Regular</i> Contributions.		1st Period.		2nd Period.		3rd Period.	
					Rate.	Weeks.	Rate.	Weeks.	Rate.	Weeks.
		<i>s. d.</i>			<i>s. d.</i>		<i>s. d.</i>		<i>s. d.</i>	
<b>BRICK MAKING :—</b>					<b>Chemical, Glass,</b>					
Operative Brickmakers' Society for Nottingham and District.	200	Not stated.	Not stated.	—	—	—	—	—	—	—
Cinder Hill Brickmakers' Society.	51	0 4	—	—	—	—	—	—	—	—
<b>TOBACCO PIPE MAKING :—</b>										
Associated Tobacco Pipe Makers of Scotland and Ireland.	160	0 6	—	13	{ After 3 months' membership :— 7 0   6   —   —   —   — After 1 year's membership :— 8 0   9   —   —   —   — After 2 year's membership :— 8 0   13   —   —   —   — Lock-out owing to dispute in other branch of trade :— 10 0   while locked out.   —   —   —   — }					
Clay Tobacco Pipe Makers' Association of England and Ireland.	124	0 9	—	Not stated.	10 0   8	—	—	—	—	—
					10 0   13	—	—	—	—	—
					10 0   26	—	—	—	—	—
					In 1st year :— In 2nd year :— After 2nd year :— See also Travelling.					
Clay Pipe Finishers' Association of Manchester and Newcastle-on-Tyne.	80	0 2	—	52	—	—	—	—	—	—
					<b>FOOD AND</b>					
<b>BAKERS AND CONFECTIONERS :—</b>										
Amalgamated Union of Operative Bakers and Confectioners of Great Britain and Ireland* :— London District ...	1,403	Members of Unemployed Fund, 7d. per week. Members of Sick and Funeral Fund, 7d. per week. Members of Unemployed, Sick and Funeral Funds, 1s. 1d. per week. 4d. per quarter to Organising Fund.		Unemployed, 26 Travelling, 52.	10 0	20	—	—	—	—
Manchester, Salford and Surrounding centralised District.	516	1 0	—	52	12 0	13	10 0	13	—	—
Staffordshire District	360	Members of Sick Fund, 7d. per week. Members of Unemployed and Sick Funds, 11d. per week.		52	12 0	13	—	—	—	—

\* The total membership of the Amalgamated Union of Operative Bakers and

REGARD TO UNEMPLOYED AND TRAVELLING BENEFITS—*continued.*  
*for Ordinary Members only.]*

BENEFIT.			
Travelling Benefit.	When exempt from Contributions through Unemployment, Sickness or Accident.	Other Benefits covered by Contributions of Members.	Organisations to which Unions contribute for certain financial benefits.
<b>Pottery, &amp;c., Trades—<i>cont.</i></b>			
—	When unemployed or sick...	Dispute, Funeral.	—
—	When unemployed or sick...	Funeral.	—
Same as Ordinary Unemployed Benefit (with Boat fares).	—	Dispute, Funeral.	—
See Ordinary Unemployed. Members in 1st and 2nd years may draw benefit for additional 4 weeks on returning home.	Contributions reduced when working short time for more than two weeks.	Dispute.	General Federation of Trade Unions.
Sum of 8s. allowed ...	When unemployed or sick...	Dispute.	—

## TOBACCO TRADES.

1d. per mile up to 2s. 6d. in any one day. (Relief paid for not more than 2 months in one year.)	—	Dispute, Sick and Accident, Funeral, Legal Aid.	—
1d. per mile up to 2s. 6d. in any one day. (Relief paid for not more than 2 months in one year.)	—	Dispute, Sick and Accident, Funeral, Fares to Jobs, Medical Aid, Legal Aid.	—
1d. per mile up to 2s. 6d. in any one day. (Relief paid for not more than 2 months in one year.)	Contributions reduced when not earning 12s. per week.	Dispute, Sick and Accident, Funeral, Fares to Jobs, Medical Aid, Legal Aid.	—

Confectioners at the end of 1908 was 5,257. Each District has its own rules



## ANALYSIS OF THE FINANCIAL RULES OF TRADE UNIONS WITH

[N.B.—The payments quoted are

Name of Union.	Number of Members at end of 1908.	ORDINARY <i>Regular</i> CONTRIBUTIONS.		No. of Weeks after joining Union before entitled to Unemployed and Travelling Benefits.	UNEMPLOYED					
					Weekly Amount and Duration of Ordinary Unemployed Benefit.					
		Per Week.	Additional <i>Regular</i> Contributions.		1st Period.		2nd Period.		3rd Period.	
					Rate.	Weeks.	Rate.	Weeks.	Rate.	Weeks.
		<i>s. d.</i>			<i>s. d.</i>		<i>s. d.</i>		<i>s. d.</i>	
<b>Bakers and Confectioners—<i>cont.</i></b>					<b>Food and</b>					
Amalgamated Union of Operative Bakers and Confectioners of Great Britain and Ireland— <i>cont.*</i>										
Warrington District	325	11½d.	to District and General Funds. ¼d. to Superannuation Funds. 4d. per quarter to Organising Fund.	52	12 0	13	10 0	13	5 0	13
South Wales and Monmouthshire District.	324	0 8	4d. per quarter to Organising Fund.	52	8 0	8	—	—	—	—
Preston and District	280	0 7½	4d. per quarter to Organising Fund. 6d. per quarter to Contingent Fund (optional for each branch).	52	12 0	13	6 0	13	—	—
Liverpool District ...	208	1 0	4d. per quarter to Organising Fund.	52	12 0	13	—	—	—	—
United Biscuit Bakers, Pastrycooks and Confectioners' Society (London, W.).	94	2 0 per month.	6d. per quarter to Incidental Fund. 1s. per quarter to Superannuation Fund. 9d. to 1s. 3d. per quarter (according to age at entry) to Funeral Fund.	—	—	—	—	—	—	—
Operative Bakers' of Scotland National Federal Union.	5,037	0 5½	—	52	7 6	16	—	—	—	—
Irish Bakers' National Amalgamated Union.	586	6d.	to General Fund. 3d. to Unemployed Fund (optional).	26	Amount not stated.†					
National Union of Operative Bakers and Confectioners of Great Britain and Ireland (London).	29	4d.	to Out-of-work Fund. 2d. to Management Fund. 3d. per quarter to Protection Fund.	52	12 0	10	6 0	10	—	—
Kilkenny Operative Bakers' Union.	29	1 0	—	26	10 0	13	—	—	—	—
(Benefit may again be drawn after working 10 weeks.)										
Dublin Operative Bakers and Confectioners' Trade Union.	574	Not fixed by Rule.	Not fixed by Rule.	26	17 0	while unemployed.	—	—	—	—

\* The total membership of the Amalgamated Union of Operative Bakers and

† Members not availing themselves of Medical

‡ An Unemployed Fund was commenced in November.

§ This is the Contribution

REGARD TO UNEMPLOYED AND TRAVELLING BENEFITS—*continued.*  
for Ordinary Members only.]

BENEFIT.			
Travelling Benefit.	When exempt from Contributions through Unemployment, Sickness or Accident.	Other Benefits covered by Contributions of Members.	Organisations to which Unions contribute for certain financial benefits.
<b>Tobacco Trades—cont.</b>			
1d. per mile up to 2s. 6d. in any one day. (Relief paid for not more than 2 months in one year.)	When sick ... ..	Dispute, Sick and Accident, Superannuation, Funeral, Fares to Jobs, Medical Aid, Legal Aid.	—
1d. per mile up to 2s. 6d. in any one day. (Relief paid for not more than 2 months in one year.)	When earning less than 10s. per week, and when sick and benefit is exhausted.	Dispute, Sick and Accident, Funeral, Legal Aid.	—
1d. per mile up to 2s. 6d. in any one day. (Relief paid for not more than 2 months in one year.)	Contributions reduced when not earning 10s. per week and when sick.	Dispute, Sick and Accident, Funeral, Distress Grants, Medical Aid, Legal Aid.	—
1d. per mile up to 2s. 6d. in any one day. (Relief paid for not more than 2 months in one year.)	Contributions reduced when working short time and when unemployed and benefit is exhausted.	Dispute, Sick and Accident, Funeral, Medical Aid, Legal Aid.	—
—	When unemployed exempt for 3 months. When sick.	Sick and Accident, Superannuation, Funeral, Benevolent Grants (paid from Incidental Fund), Annual Dividend.	—
—	Contributions reduced to 3d. per week when unemployed.	Dispute, Funeral, Legal Aid.	—
2s. for one day per branch in each year.	Contributions reduced by half when unemployed.	Dispute, Sick and Accident. (Funeral benefit raised by special levy.)	—
—	—	—	—
—	—	Dispute, Sick and Accident, Funeral, Medical Aid.	—
—	—	Dispute, Sick and Accident, Superannuation, Medical Aid. (Funeral benefit raised by special levy.)	—

Confectioners at the end of 1908 was 5,257. Each district has its own rules. Aid, can claim 9d. return each quarter. 1908, the Fund not to be drawn on for twelve months: to the National Fund.



## ANALYSIS OF THE FINANCIAL RULES OF TRADE UNIONS WITH

[N.B.—The payments quoted are

Name of Union.	Number of Members at end of 1908.	ORDINARY <i>Regular</i> CONTRIBUTIONS.		No. of Weeks after joining Union before entitled to Unemployed and Travelling Benefits.	UNEMPLOYED					
					Weekly Amount and Duration of Ordinary Unemployed Benefit.					
		Per Week.	Additional <i>Regular</i> Contributions.		1st Period.		2nd Period.		3rd Period.	
					Rate.	Weeks.	Rate.	Weeks.	Rate.	Weeks.
		<i>s. d.</i>			<i>s. d.</i>		<i>s. d.</i>		<i>s. d.</i>	
<b>Bakers and Confectioners—<i>cont.</i></b>					<b>Food and</b>					
Belfast Bread Servers' Trade Union.	250	0 6	—	—	—	—	—	—	—	—
Progressive Bakers of Dublin.	19*	Not stated.	Not stated.	Not stated.	10 0	8	6 0	while unemployed.	—	—
Women Confectioners' Society (Manchester).	10	0 2 0 3	}	26	{	4 0 6 0	6	{	—	—
Belfast Operative Bakers' Society.	785	Not fixed by Rule.		Not stated.		Not stated.	26		Half previous amount	26
Cork Operative Bakers' Trade Union.	188	1 0	—	53	7 6	while unemployed.	—	—	—	—
Metropolitan Bakers' Society (Dublin).	94	1 0	—	26	10 0	while unemployed.	—	—	—	—
London Jewish Bakers' Union.	110	0 3	—	—	—	—	—	—	—	—
<b>Butchers, &amp;c. :—</b>										
Operative Butchers and Assistants' Trade Union (Dublin).	90	1 0	—	—	—	—	—	—	—	—
Parveyors' Assistants' Association (Dublin).	155	1 0 per month.	—	52	After 1 year's membership :—					
					10 0	5	—	—	—	—
					After 3 years' membership :—					
					12 0	5	—	—	—	—
					After 5 years' membership :—					
					15 0	5	—	—	—	—
Society of Pork Butchers (Limerick).	260	Not stated.	Not stated.	52	10 0	16	—	—	—	—
					(Benefit may again be drawn after 6 months' interval.)					
Belfast Journeymen Butchers' Association.	180	0 7	—	52	10 0	6	8 0	4	—	—
Journeymen Butchers' Federation of Great Britain.	113	2 0 per month.	—	27	10 0	8	8 0	8	6 0	8
Dublin Operative Poulterers' Trade Union.	40	1 0	—	—	—	—	—	—	—	—
<b>OTHER TRADES (FOOD AND DRINK) :—</b>										
Kilkenny Breweries Labourers' Trade Union.	125	0 2	—	—	—	—	—	—	—	—
Dublin Mineral Water Operatives' Society.	57	0 4	3d. per quarter for Secretary's fees.	—	—	—	—	—	—	—

\* Union dissolved in 1909.

† This Union subsequently joined the

REGARD TO UNEMPLOYED AND TRAVELLING BENEFITS—*continued.*  
*for Ordinary Members only.]*

BENEFIT.			
Travelling Benefit.	When exempt from Contributions through Unemployment, Sickness or Accident.	Other Benefits covered by Contributions of Members.	Organisations to which Unions contribute for certain financial benefits.
<b>Tobacco Trades—<i>cont.</i></b>			
—	When unemployed or sick ...	Victim, Sick and Accident, Funeral, Medical Aid.	—
—	—	Dispute, Sick and Accident. (Funeral benefit raised by special levy.)	—
—	—	Sick and Accident.	—
—	—	Sick and Accident, Accident Bonus, Superannuation or Retirement Grant, Funeral, Emigration, Legal Aid.	—
—	When not working 3 days per week. Contributions reduced to 6d., when working only 3 days per week.	Dispute, Sick and Accident, Loans, Emigration. (Funeral benefit raised by special levy.)	—
—	—	Sick and Accident, Superannuation, Funeral.	—
—	—	Dispute ...	†
—	—	Dispute, Sick and Accident, Superannuation, Funeral, Medical Aid.	—
—	—	Sick and Accident, Medical Aid.	—
—	When unemployed or sick and benefit is exhausted	Dispute, Sick and Accident, Funeral, Emigration.	—
—	—	Dispute, Sick and Accident, Funeral, Distress Grants.	—
—	—	Victim, Accident, Accident, Bonus, Funeral, Legal Aid.	—
—	Case considered by Secretary when unemployed or sick.	Dispute, Sick and Accident. (Funeral benefit raised partly by special levy.)	—
—	—	Victim, Funeral.	—
—	—	Dispute, Sick, Trade Accident. (Funeral benefit raised partly by special levy.)	—



## ANALYSIS OF THE FINANCIAL RULES OF TRADE UNIONS WITH

[N.B.—The payments quoted are

Name of Union.	Number of Members at end of 1908.	ORDINARY <i>Regular</i> CONTRIBUTIONS.		No. of Weeks after joining Union before entitled to Unemployed and Travelling Benefits.	UNEMPLOYED						
		Per Week.	Additional <i>Regular</i> Contributions.		Weekly Amount and Duration of Ordinary Unemployed Benefit.						
					1st Period.		2nd Period.		3rd Period.		
					Rate.	Weeks.	Rate.	Weeks.	Rate.	Weeks.	
		<i>s. d.</i>			<i>s. d.</i>		<i>s. d.</i>		<i>s. d.</i>		
TOBACCO TRADES (EXCLUSIVE OF PIPES):—					Food and						
United Operative Tobacco-makers' Society.	489	2 9 per month.	—	52	After 1 year's membership:— 10 0   10   —   —   —   — After 5 years' membership:— 12 0   10   —   —   —   — (In both cases benefit may again be drawn after 25 weeks' interval.) 9 0   13   6 0   13   —   — (Benefit may again be drawn after working 8 weeks.)						
Cigar Makers' Mutual Association.	Males, 918	Males, Not stated.*	6d. per quarter to General Federation of Trade Unions.	26							
	Females, 857	0 6	3d. per quarter to General Federation of Trade Unions. 3d. per week to Sick Fund (optional).	26	6 0	13	—	—	—	—	
					(Benefit may again be drawn after working 8 weeks.)						
Tobacco Strippers' Mutual Association (London).	66	1 0	—	26	9 0	20	—	—	—	—	
					(Benefit may again be drawn after working 13 weeks.)						
Cigar Sorters and Bundlers' Trade Union (London).	87	1 0	—	26	10 0	13	—	—	—	—	
					(Benefit may again be drawn after working 13 weeks.)						
Female Cigar Makers' Protective Union.	1,200	0 3	—	13	6 0	6	—	—	—	—	
					(Benefit may again be drawn after working 13 weeks.)						
Cigar Box Makers and Paperers' Trade Union (London).	Males, 52	Males, 0 6	including 0 2 for Unemployed Benefit.	52	10 0	13	—	—	—	—	
	Females, 48.	0 3			Case then considered by Committee.						
					5 0	13	—	—	—	—	
Manchester, Salford and District Cigarette Makers, Cutters and Packers' Union.	150	0 3	—	26	6 0	6	—	—	—	—	
BASKET, &c., MAKING:—					WORKERS IN						
London Union of Journeymen Basket Makers.	130	4d. to Trade Fund ... 3d. to Sick Fund. 1d. to Funeral Fund. 1½d. to Management Fund.		26	After 6 months' membership:— 6 0   13   —   —   —   — After 12 months' membership:— 12 0   13   —   —   —   —						

\* Information has been received that the ordinary

REGARD TO UNEMPLOYED AND TRAVELLING BENEFITS—*continued.*  
for Ordinary Members only.]

BENEFIT.			
Travelling Benefit.	When exempt from Contributions through Unemployment, Sickness or Accident.	Other Benefits covered by Contributions of Members.	Organisations to which Unions contribute for certain financial benefits.
<b>Tobacco Trades—<i>cont.</i></b>			
5s. gift, plus 1d. for each mile travelled. 7s. 6d. gift, plus 1d. for each mile travelled.	When unemployed or sick ...	Dispute, Superannuation, Funeral.	
—	When receiving unemployed benefit and when sick. Contributions reduced to 1d. per week when unemployed and benefit is exhausted.	Dispute, Sick and Accident, Funeral, Emigration, Loss of Tools.	General Federation of Trade Unions.
—	When receiving unemployed benefit and when sick. Contributions reduced to 6d. per quarter when unemployed and benefit is exhausted.	Dispute, Sick and Accident, Funeral.	
—	When receiving less than 3 days' pay per week.	Victim, Sick and Accident, Funeral, Fares to Jobs outside London plus gift of 5s.; loan for fare to London when unemployed outside London.	
—	When unemployed or sick ...	Dispute, Sick and Accident, Funeral, Emigration, Fares to Jobs plus gift of 5s.	
—	When unemployed or sick ...	Dispute, Funeral, Fares to Jobs.	
—	—	Dispute, Trade Accident, Funeral, Loss of Tools by Fire.	
—	When sick ...	Dispute, Trade Accident, Funeral.	
—	—	Dispute, Sick and Accident.	
<b>FIBRE, CANE, &amp;c.</b>			
See footnote*, page Same as ordinary Unemployed Benefit.	—	Dispute, Sick and Accident, Funeral, Fares to Jobs, Legal Aid.	Basket, Skip and Hamper Makers' Federation of the United Kingdom.

regular contribution for males is now 1s. 6d per week.



## ANALYSIS OF THE FINANCIAL RULES OF TRADE UNIONS WITH

[N.B.—The payments quoted are

Name of Union.	Number of Members at end of 1908	ORDINARY <i>Regular</i> CONTRIBUTIONS.		No. of Weeks after joining Union before entitled to Unemployed and Travelling Benefits.	UNEMPLOYED					
					Weekly Amount and Duration of Ordinary Unemployed Benefit.					
		Per Week	Additional <i>Regular</i> Contributions.		1st Period.		2nd Period.		3rd Period.	
					Rate.	Weeks.	Rate.	Weeks.	Rate.	Weeks.
		<i>s. d.</i>			<i>s. d.</i>		<i>s. d.</i>		<i>s. d.</i>	
<b>Basket, &amp;c., Making—<i>cont.</i></b>					<b>Workers in Fibre.</b>					
Lancashire and Cheshire Union of Skip and Basket Makers.	459	Trade Department— 1s. in Skip Districts, 6d. in other Districts. Friendly Department— 0 6 Federation, 0 1		52	7 6	13	—	—	—	—
Yorkshire United Skip, Basket, and Hamper Makers' Society.	130	1 0	1d. per week to Federation.	26	—	—	—	—	—	—
British Amalgamated Union of Basket Makers.	350	5d. to Trade Fund ... 3½d. to 4½d. to Sick and according to age at entry. } Funeral Fund (optional).		Travelling, 13 Ordinary Unemployed, 26.	10 6	4	—	—	—	—
Scottish Union of Basket Makers.	50	1 0	—	Travelling, 13 Half Benefit, 13 Full Benefit, 26; Ordinary Unemployed, 26.	12 0	13	8 0	13	5 0	13
<b>BRUSH MAKING:—</b>										
United Society of Brush Makers.	1,355	1 6	—	52	10 0	18	8 0	18	7 0	18
Edinburgh Blind Workers' Association ( <i>Brush Makers and Basket Makers</i> ).	48	Not fixed by Rule.	Not fixed by Rule.	—	—	—	—	—	—	—
Amalgamated Society of Brushmakers.	560	0 7	—	52	12 0	8	6 0	8	—	—
Bone Brush Makers' Trade Protection Society (London).	82	0 6	3d. per quarter to Benevolent Fund.	52	10 0	8	—	—	—	—
National League of the Blind of Great Britain and Ireland ( <i>Brush Makers and Basket Makers</i> ).	1,115	0 1	—	—	—	—	—	—	—	—
<b>MAT MAKING:—</b>										
United Cocoonat Fibre Mat and Matting Weavers' Trade Society (Diss, Norfolk).	60	0 3	—	26	7 0	12	If funds amount to £50.			
					10 0	12	If funds amount to £100.			
Chilton Mill Mat and Matting Trade Union.	88	0 3	—	52	Not fixed by Rule.					
Suffolk United Cocoonat Fibre Mat and Matting Weavers' Trade Union.	210	0 3	—	Not stated.	5 0	4	—	—	—	—

\* An agreement exists between the constituents of the Basket, Skip and Hamper Makers' Federation of the United Kingdom that the benefits (other than dispute) may be received by the constituents of the Federation of the United Kingdom.

† This Union subsequently joined the Basket, Skip and Hamper Makers' Federation of the United Kingdom.

REGARD TO UNEMPLOYED AND TRAVELLING BENEFITS—*continued.*  
for Ordinary Members only.]

BENEFIT.	When exempt from Contributions through Unemployment, Sickness or Accident.	Other Benefits covered by Contributions of Members.	Organisations to which Unions contribute for certain financial benefits.
Travelling Benefit.			
<b>Cane, &amp;c.—cont.</b>			
See footnote *. 2s. per day (Sundays excepted) for 13 weeks.	Contributions reduced when unemployed or sick.	Dispute, Sick and Accident, Superannuation, Funeral, Fares to Jobs, Legal Aid.	Basket, Skip and Hamper Makers Federation of the United Kingdom.
2s. 6d. per day (Sundays excepted) for 13 weeks.			
See footnote *. During first 6 months' membership 9s. per week for 6 weeks; after 6 months' membership 15s. per week for 6 weeks.	Contributions reduced to 6d. per week when receiving benefit.	Dispute, Sick and Accident, Superannuation, Funeral, Legal Aid.	Do
See footnote *. After 3 months' membership :— 1s. per day.	—	Dispute, Sick and Accident, Funeral, Fares to Jobs, Legal Aid.	Do.
After 6 months' membership :— 1s. 9d. per day.			
See footnote *. 2s. 6d. per day.	—	Dispute, Sick and Accident, Superannuation, Funeral, Fares to Jobs, Emigration, Legal Aid.	†
Same as Ordinary Unemployed Benefit.	Contributions reduced to 3d. per week when unemployed or sick.	Sick and Accident, Superannuation, Funeral, Loans for Fares to Jobs, Legal Aid. (Dispute benefit raised by special levy.)	—
—	—	—	—
Same as Ordinary Unemployed Benefit.	When unemployed or sick ...	Dispute, Fares to Jobs.	—
—	—	Dispute, Funeral, Benevolent Grants.	—
—	Exempt for not more than 2 months when unemployed or sick.	Dispute, Funeral, Distress Grants, Legal Aid.	—
—	When sick ...	Dispute, Retirement Grant. (Funeral benefit raised by special levy.)	—
Sum of 20s. allowed...	When sick ...	Dispute, Funeral.	—
—	When unemployed or sick ...	(Funeral benefit raised by special levy.)	—

Kingdom, by which members of one Union travelling or working temporarily in districts covered by other Unions pay) of the Union to which they belong.



## ANALYSIS OF THE FINANCIAL RULES OF TRADE UNIONS WITH

[N.B.—The payments quoted are

Name of Union.	Number of Members at end of 1908.	ORDINARY <i>Regular</i> CONTRIBUTIONS.		No. of Weeks after joining Union before entitled to Unemployed and Travelling Benefits.	UNEMPLOYED					
		Per Week.	Additional <i>Regular</i> Contributions.		Weekly Amount and Duration of Ordinary Unemployed Benefit.					
					1st Period.		2nd Period.		3rd Period.	
					Rate.	Weeks.	Rate.	Weeks.	Rate.	Weeks.
		<i>s. d.</i>			<i>s. d.</i>		<i>s. d.</i>			
<b>TANNING.</b>					<b>LEATHER</b>					
Birmingham Division Skinners' Friendly Society.	233	1 0	1s. per month to Wives' Fund (optional).	52	11 0	16	7 0	36	—	—
Leeds Division Skinners' Friendly Society.	364	1 1	2d. per week to Wives' Fund (optional).	52	11 0	18	9 0	34	—	—
					(First two weeks in every ten may be spent at home, other eight must be travelling, except in case of temporary stoppages, when benefit may be drawn at home for 5 weeks in a year.					
					Members of Wives' Fund.					
					12 6	12	10 6	6	9 6	34
					plus 4s. 6d. for 12 weeks and 2s. 6d. for 40 weeks if with one boy under 14 or one girl under 16.					
London Division Skinners' Trade Society.	60	4 0 per month.	4d. per month for Local Expenses (London members only).	52 or 78 according to age at entry.	10 0	8	5 6	8	—	—
					(See Travelling Benefit.)					
United Grounders' Society.	84	1 0	3d. per week to Wife and Children's Fund (optional to wives of members).	52	9 0	14	7 0	re-remainder of unemployment.	—	—
					Wife's Benefit when Husband is Unemployed:—					
					3 6	14	2 0	re-remainder of unemployment.	—	—
Amalgamated Society of Leather Workers.	727	4d. to Trade Fund ... 4d. to Sick Fund (optional).		26	10 0	12	5 0	12	—	—
Amalgamated Grounders and Skinners' Society.	57	1 0	—	52	12 0	18	9 0	34	—	—
<b>CURRYING.</b>										
United Society of Journeymen Curriers of Great Britain and Ireland.	787	1 3	—	52	10 0	13	8 0	13	6 0	13
					5 0	13				
National Society of Journeymen Curriers.	235	0 6	3d. per quarter for Management Expenses.	26	8 0	13	—	—	—	—

REGARD TO UNEMPLOYED AND TRAVELLING BENEFITS—*continued.*  
*for Ordinary Members only.]*

BENEFIT.			
Travelling Benefit.	When exempt from Contributions through Unemployment, Sickness or Accident.	Other Benefits covered by Contributions of Members.	Organisations to which Unions contribute for certain financial benefits.
<b>TRADES.</b>			
Same as Ordinary Unemployed Benefit.	—	Dispute, Sick and Accident, Superannuation, Funeral, Fares to Jobs.	—
See Ordinary Unemployed Benefit.	—	Sick and Accident, Superannuation, Funeral, Fares to Jobs.	—
After receiving first period of Ordinary Unemployed Benefit :— 14s. per week for 12 weeks plus loan of 10s.	When unemployed or sick ...	Victim, Superannuation, Funeral, Fares to Jobs.	—
After receiving second period of Ordinary Unemployed Benefit :— 7s. 6d. per week for 24 weeks.	—	—	—
—	When receiving lowest rate of Sick Benefit.	Sick and Accident, Superannuation, Fares to Jobs. (Funeral benefit raised partly by special levy.)	—
—	—	Dispute, Sick and Accident, Blindness, Funeral, Loans for Fares to Jobs, Distress Grants, Legal Aid.	—
Same as Ordinary Unemployed Benefit.	—	Dispute, Sick and Accident, Funeral, Fares to Jobs.	—
Same as Ordinary Unemployed Benefit.	When unemployed or sick ...	Dispute, Sick and Accident, Superannuation, Funeral, Loans for Fares to Jobs, Loans for Boots (when unemployed 6 weeks), Emigration.	—
Same as Ordinary Unemployed Benefit.	When unemployed or sick ...	Dispute, Sick and Accident.	—



## ANALYSIS OF THE FINANCIAL RULES OF TRADE UNIONS WITH

[N.B.—The payments quoted are

Name of Union.	Number of Members at end of 1908.	ORDINARY <i>Regular</i> CONTRIBUTIONS.		No. of Weeks after joining Union before entitled to Unemployed and Travelling Benefits.	UNEMPLOYED					
					Weekly Amount and Duration of Ordinary Unemployed Benefit.					
		Per Week.	Additional <i>Regular</i> Contributions.		1st Period.		2nd Period.		3rd Period.	
					Rate.	Weeks.	Rate.	Weeks.	Rate.	Weeks.
		<i>s. d.</i>			<i>s. d.</i>		<i>s. d.</i>		<i>s. d.</i>	
LEATHER DRESSING, FINISHING, &c.					Leather					
Provincial Friendly Society of Spanish and Morocco Leather Finishers.	93	0 9	—	Unemployed, 26 Travelling, 52.	7 6 13	—	—	—	—	—
					(Benefit may again be drawn after working 6 months.)					
					If a member has not received benefit for 2 years :—					
					10 0	13	7 6	13	—	—
					If a member has not received benefit for 3 years :—					
					12 6	13	10 0	13	7 6	13
Lenton Amalgamated Society of Leather Dressers.	94	On joining, 0 8 After 3 years' membership, 0 6	—	52	7 6 13	—	—	—	—	—
					(Benefit may again be drawn after working 6 months.)					
					If a member has not received benefit for 2 years :—					
					10 0	13	7 6	13	—	—
					If a member has not received benefit for 3 years :—					
					12 6	13	10 0	13	7 6	13
Leeds Amalgamated Society of Leather Shavers.	31	1 0	—	26	12 0	13	6 0	13	—	—
					(Reduced rate of benefit may again be drawn after working 13 weeks.)					
SADDLERY AND HARNESS TRADES.										
Union of Saddlers, Harness Makers, Collar Makers, Bridle Cutters, Mill Band Makers, and Leather Workers in Saddlery.	698	0 6	—	52	10 0	6	—	—	—	—
London Saddle and Harness Makers' Trade Protection Society.	310	0 4	—	52	15 0	8	—	—	—	—
Birmingham Whip Thong Makers' Trade Protection Society.	42	0 6	—	52	10 0	8	5 0	8	—	—
Walsall and District Gig Saddlers' Union.	136	0 4	3d. per quarter for Management Expenses.	52	10 0	6	—	—	—	—
Walsall New Brown Saddlers' Trade Protection Society.	110	0 6	—	26	10 0	6	—	—	—	—
Manchester Horse Collar Makers' Trade Union.	15	0 6½	—	52	12 0	10	6 0	10	—	—
Dublin Saddlers and Harness Makers' Trade Society.	70	0 6 } 1 0 }	—	52	10 0	6	—	—	—	—
MISCELLANEOUS LEATHER TRADES.										
Manchester Portmanteau and Trunk Makers' Society.	59	0 8	1d. per week to Benevolent Fund.	26	15 0	6	—	—	—	—
					(Benefit may again be drawn after 6 months' interval.)					

† This Federation is a constituent of the

‡ This Union subsequently joined the

REGARD TO UNEMPLOYED AND TRAVELLING BENEFITS—*continued.*  
*for Ordinary Members only.]*

BENEFIT.			
Travelling Benefit.	When exempt from Contributions through Unemployment, Sickness or Accident.	Other Benefits covered by Contributions of Members.	Organisations to which Unions contribute for certain financial benefits.
<b>Trades—<i>cont.</i></b>			
Grant of 5s. to £1 on starting, and 5s. per year per town visited, with extra grant of 5s. or 8s. at certain towns.	Contributions reduced to 4½d. per week when sick.	Superannuation, Funeral, Fares to Jobs, Emigration.	—
Same as Ordinary Unemployed Benefit.	When unemployed and benefit is exhausted.	Dispute, Funeral, Fares to Jobs.	—
Same as Ordinary Unemployed Benefit.	When unemployed or sick...	Sick and Accident, Funeral, Loans and allowances for Fares to Jobs.	—
Same as Ordinary Unemployed Benefit.	When unemployed or sick...	Dispute, Sick and Accident, Accident Bonus, Funeral, Emigration, Legal Aid.	—
—	When unable to pay through sickness or other misfortune.	Dispute, Funeral, Fares to Jobs.	—
—	When receiving Unemployed Benefit. When sick for three or more weeks.	Fares to Jobs.	—
—	When unable to pay through sickness or other misfortune.	Dispute, Distress Grants, Legal Aid.	Midland Leather Federation.†
—	When unemployed or sick...	Dispute, Legal Aid. (Funeral benefit raised by special levy.)	Do.
—	When sick and benefit is exhausted.	Dispute, Sick and Accident, Funeral, Emigration.	‡
Same as Ordinary Unemployed Benefit.	When unemployed or sick...	Dispute, Sick and Accident, Annual Dividend, Legal Aid. (Funeral benefit raised partly by special levy.)	—
—	When receiving unemployed or sick benefit.	Sick and Accident, Funeral, Fares to Jobs, Benevolent Grants.	—

General Federation of Trade Unions.  
 Midland Leather Federation.



## ANALYSIS OF THE FINANCIAL RULES OF TRADE UNIONS WITH

[N.B.—The payments quoted are

Name of Union.	Number of Members at end of 1908.	ORDINARY <i>Regular</i> CONTRIBUTIONS.		No. of Weeks after joining Union before entitled to Unemployed and Travelling Benefits.	UNEMPLOYED							
					Weekly Amount and Duration of Ordinary Unemployed Benefit.							
		Per Week.	Additional <i>Regular</i> Contributions.		1st Period.		2nd Period.		3rd Period.			
					Rate.	Weeks.	Rate.	Weeks.	Rate.	Weeks.		
		<i>s.</i>	<i>d.</i>		<i>s.</i>	<i>d.</i>		<i>s.</i>	<i>d.</i>			
MISCELLANEOUS												
LEATHER TRADES— <i>continued.</i>												
Leather												
London Portmanteau and Trunk Makers' Trade Society.	211	4 <i>d.</i> to General Expenditure Fund. 2 <i>d.</i> to Unemployed Fund		52	After 1 year's membership :— 12 0   6   —   —   —   — After 3 years' membership :— 14 0   6   —   —   —   — After 5 years' membership :— 15 0   8   —   —   —   — After 20 years' membership :— 15 0   10   —   —   —   — (In each case benefit may again be drawn after 6 months' interval.)							
Fancy Leather Workers' Trade Society.	326	0	4	9 <i>d.</i> per quarter for cards, reports, summonses, &c.	52	12	0	8	—	—	—	—
		0	6			15	0	10	—	—	—	—
London Jewel Case Makers' Trade Protection Society.	175	0	6 to 0 9 accord- ing to age at entry.	—	52	15	0	12	—	—	—	—
Amalgamated Society of Cricket Ball Makers.	169	0	3	1 <i>d.</i> per quarter to Distress Fund.	—	—	—	—	—	—	—	—
Women's Trade Society of Fancy Leather Workers (Manchester).	33	0	2 0 3	—	26	4	0	6	—	—	—	—
		0	3			6	0	6				
ENGINE-												
Coatdyke Engine Keepers' Society.	56	0	6 per month.	—	—	—	—	—	—	—	—	—
Yorkshire Association of Engineers and Firemen (Bradford).	320	0	6	—	26	8	0	13	4	0	13	—
Nottingham and District Stationary Engine Drivers' Society.	62	0	4	1 <i>d.</i> per fortnight to Contingent Fund.	52	12	0	13	6	0	13	—
Derbyshire United Engine-men, Motormen and Firemen's Association.	185	5 <i>d.</i> to General Fund. 1½ <i>d.</i> to Incidental Fund.		52	9	0	12	4	6	12	—	—
Case then considered by Committee.												
Amalgamated Society of Engine Drivers and Firemen (both Land and Marine).	135	0	3	3 <i>d.</i> per quarter for Ordinary Funeral Benefit. 1½ <i>d.</i> per quarter to Federation. 8 <i>d.</i> per week for Unemployed, Sick, and Additional Funeral Benefit (optional).	52	6	0	10	—	—	—	—

REGARD TO UNEMPLOYED AND TRAVELLING BENEFITS—*continued.**for Ordinary Members only.]*

BENEFIT.			
Travelling Benefit	When exempt from Contributions through Unemployment, Sickness or Accident.	Other Benefits covered by Contributions of Members.	Organisations to which Unions contribute for certain financial benefits.
<b>Trades—cont.</b>			
—	—	Dispute, Funeral, Fares to Jobs, Distress Grants.	—
— —	{ Members may be excused when unemployed or sick at discretion of Committee.	Dispute, Loss of Tools by Fire.	General Federation of Trade Unions
Same as Ordinary Unemployed Benefit, but advance of not more than £2 may be made.	When unable to pay through unemployment or other distressing circumstances contributions may be remitted at discretion of Committee.	Dispute, Funeral, Loss of Tools by Fire or Theft.	—
—	—	Dispute, Distress Grants, Share of Annual Surplus, (Funeral benefit raised by special levy.)	—
—	—	Dispute, Sick and Accident.	—
<b>MEN.</b>			
—	—	Sick and Accident, Funeral, Legal Aid.	—
3s. for one day per branch in 6 months.	When sick or in distressed circumstances.	Sick and Accident, Funeral, Legal Aid Use of Scientific Instruments and Library. (Accident Bonus raised by special levy.)	—
Same as Ordinary Unemployed Benefit.	—	Funeral, Contingent Grants (Distress, Accident, Fares to Jobs, &c.), Sick Grants, Use of Scientific Instruments and Library.	—
—	—	Dispute, Sick and Accident, Funeral.	—
—	—	Dispute, Sick and Accident, Accident Bonus, Funeral, Legal Aid.	—



## ANALYSIS OF THE FINANCIAL RULES OF TRADE UNIONS WITH

[N.B.—The payments quoted are

Name of Union.	Number of Members at end of 1908.	ORDINARY <i>Regular</i> CONTRIBUTIONS.		No. of Weeks after joining Union before entitled to Unemployed and Travelling Benefits.	UNEMPLOYED							
					Weekly Amount and Duration of Ordinary Unemployed Benefit.							
		Per Week.	Additional <i>Regular</i> Contributions.		1st Period.		2nd Period.		3rd Period.			
					Rate.	Weeks.	Rate.	Weeks.	Rate.	Weeks.		
		<i>s.</i>	<i>d.</i>		<i>s.</i>	<i>d.</i>		<i>s.</i>	<i>d.</i>		<i>s.</i>	<i>d.</i>

REGARD TO UNEMPLOYED AND TRAVELLING BENEFITS—*continued.*

*for Ordinary Members only.]*

BENEFIT.			
Travelling Benefit.	When exempt from Contributions through Unemployment, Sickness or Accident.	Other Benefits covered by Contributions of Members.	Organisations to which Unions contribute for certain financial benefits.
<i>men—cont.</i>			
—	—	Dispute, Sick and Accident, Funeral, Legal Aid.	General Federation of Trade Unions.
—	—	Dispute, Sick and Accident, Funeral, Distress Grants.	Lancs., Cheshire and N. Wales Enginemen and Boilermen's Federation.
—	—	Dispute, Sick and Accident, Funeral.	—
—	—	Dispute, Sick and Accident, Funeral, Distress Grants.	—
—	—	Dispute, Sick and Accident, Funeral, Distress Grants.	—
—	When sick and four weeks' benefit has been received. When unemployed and not receiving benefit.	Sick and Accident, Accident Bonus, Funeral, Benevolent Grants. (Dispute benefit raised by special levy.)	Northern Counties Enginemen and Firemen's Federation.
—	When unemployed ...	Sick and Accident, Superannuation, Funeral.	—
—	When unemployed or sick and benefit is exhausted.	Victim, Sick and Accident, Accident Bonus, Superannuation, Funeral, Distress Grants.	Northern Counties Enginemen and Firemen's Federation.
—	When unemployed or sick exempt for 26 weeks.	Dispute, Sick and Accident, Trade Accident, Funeral, Benevolent Grants, Legal Aid.	—
1s. per night bed allowance may be granted in addition to Ordinary Unemployed Benefit.	When unemployed or sick exempt from contributions to Trade and Unemployed Funds.	Dispute, Sick and Accident, Accident Bonus, Superannuation, Funeral, Fares to Jobs, Legal Aid.	—
—	When unemployed or sick	Dispute, Sick, Trade Accident, Funeral, Benevolent Grants.	Northern Counties Enginemen and Firemen's Federation.



## ANALYSIS OF THE FINANCIAL RULES OF TRADE UNIONS WITH

[N.B.—The payments quoted are

Name of Union.	Number of Members at end of 1908.	ORDINARY <i>Regular</i> CONTRIBUTIONS.		No. of Weeks after joining Union before entitled to Unemployed and Travelling Benefits.	UNEMPLOYED					
					Weekly Amount and Duration of Ordinary Unemployed Benefit.					
					1st Period.		2nd Period.		3rd Period.	
					Rate.	Weeks.	Rate.	Weeks.	Rate.	Weeks.
		<i>s. d.</i>			<i>s. d.</i>		<i>s. d.</i>			
<b>Engine</b>										
Birmingham and Midland Counties Enginemen and Firemen's Society.	502	3½d. to Trade Fund ... 3d. to Unemployed Fund (optional). Sick, Funeral, and Superannuation Fund :— 3d. to 6d. according to age at entry (optional).		Half Benefit, 26 Full Benefit, 52.	10 0	10	5 0	4	—	—
Stalybridge and District Enginemen and Firemen's Association.	60	0 6	—	26	8 0	13	4 0	13	—	—
<b>MISCELLANEOUS</b>										
PATTERN CARD MAKERS.										
Pattern Card Makers' Society.	453	1 3	—	52	After 1 year's membership :— 5 3   8   —   —   —   — After 2 years' membership :— 7 6   8   —   —   —   — After 3 years' membership :— 10 6   8   —   —   —   — After 10 years' membership :— 10 6   10   —   —   —   — (Benefit may be drawn once in 13 weeks.)					
INDIA-RUBBER, FLOOR-CLOTH, &c., TRADERS.										
Scottish Floor-Cloth and Linoleum Printers' Union (Kirkcaldy).	135	2d. to Unemployed and Funeral Fund. 2d. to General Fund. 1d. to Sick Fund.		26	8 0	6	—	—	—	—
Floor - Cloth, Linoleum and Table Cover Printers' Union of Great Britain.	43	8d. to General Fund. 3d. to Sick Fund (optional). Quarterly Levy for Branch Management Expenses (amount as decided by Branch Committee).		26	10 0	12	—	—	—	—
Amalgamated Society of India-rubber Workers.	784	0 3	—	52	After 1 year's membership :— 6 0   6   —   —   —   — After 2 years' membership :— 8 0   8   —   —   —   — After 3 years' membership :— 10 0   10   —   —   —   —					
COMB MAKERS.										
Comb Makers' Society of Aberdeen.	229	0 3	—	—	—	—	—	—	—	—
CORK CUTTERS.										
International Union of Cork Cutters.	24	0 10	—	13	After 3 months' membership :— 8 0   13   —   —   —   — After 1 year's membership :— 9 0   13   —   —   —   — After 2 years' membership :— 10 0   13   —   —   —   —					
GARDENERS.										
British Gardeners' Association	1,378	2 6 per year.	—	—	—	—	—	—	—	—
AGENTS (LIFE ASSURANCE, &c.)										
National Union of Life Assurance Agents.	2,351	0 3	—	—	—	—	—	—	—	—

REGARD TO UNEMPLOYED AND TRAVELLING BENEFITS—*continued.*

*for Ordinary Members only.]*

BENEFIT.			
Travelling Benefit.	When exempt from Contributions through Unemployment, Sickness or Accident.	Other Benefits covered by Contributions of Members.	Organisations to which Unions contribute for certain financial benefits.
<i>men—cont.</i>			
Same as Ordinary Unemployed Benefit.	When receiving benefit exempt from contributions to Trade Fund. When unemployed and benefit is exhausted exempt from contributions to Trade and Unemployed Funds.	Dispute, Sick and Accident, Accident Bonus, Fatal Accident Grant, Superannuation, Funeral, Fares to Jobs, Legal Aid.	—
—	—	Dispute, Trade Accident, Distress Grants.	Northern Counties Engine-men and Fire-men's Federation.
<b>TRADES.</b>			
—	When unemployed and benefit is exhausted.	Dispute, Sick and Accident, Superannuation, Funeral.	—
—	—	Dispute, Sick and Accident, Funeral, Legal Aid.	General Federation of Trade Unions and Floorecloth and Linoleum Printers' Federation of Great Britain.
Gift of 10s. once in 6 months.	When unemployed or sick exempt from trade contributions.	Dispute, Sick and Accident, Funeral, Fares to Jobs, Legal Aid.	Do.
—	—	Dispute, Fares to Jobs.	—
—	When unemployed or sick ...	Sick and Accident, Dispute.	—
2s. 6d. for one week per branch in each quarter, in addition to Ordinary Unemployed Benefit.	When receiving benefits. Contributions reduced to 1½d. per week when sick and benefit is exhausted.	Dispute, Sick and Accident, Funeral, Fares to Jobs.	—
—	—	Legal Aid.	—
—	—	Dispute, Sick and Accident, Legal Aid.	—



## ANALYSIS OF THE FINANCIAL RULES OF TRADE UNIONS WITH

[N.B.—The payments quoted are

Name of Union.	Number of Members at end of 1908.	ORDINARY <i>Regular</i> CONTRIBUTIONS.		No. of Weeks after joining Union before entitled to Unemployed and Travelling Benefits.	UNEMPLOYED					
					Weekly Amount and Duration of Ordinary Unemployed Benefit.					
					1st Period.		2nd Period.		3rd Period.	
					Rate.	Weeks.	Rate.	Weeks.	Rate.	Weeks.
		<i>s.</i>	<i>d.</i>		<i>s.</i>	<i>d.</i>		<i>s.</i>	<i>d.</i>	
AGENTS (LIFE ASSURANCE, &c.)— <i>cont.</i>										
Miscellaneous										
Royal Liver Agents and Employees' Union.	2,400	6d. to 1s. per month according to income.	—	—	—	—	—	—	—	—
National Association of Prudential Assurance Agents.	3,850	0 3	—	—	—	—	—	—	—	—
City of Glasgow Friendly Society Agents' Union.	34	0 1½	—	—	—	—	—	—	—	—
Albion Friendly Society Agents' Mutual Aid Association.	34	0 3	—	—	—	—	—	—	—	—
Liverpool Victoria Employees' Mutual Aid Union.	451	3s. per annum to Local Branch Fund. 2s. per annum to Executive Fund.	—	—	—	—	—	—	—	—
CLERKS AND TYPISTS.										
National Union of Clerks	1,000	6d. to 1s. according to age at entry. 9d. to 1s. 4d. according to age at entry.	—	Half Benefit, 26 Full Benefit, 52.	15 0	4	10 0	4	7 6	5
Royal Liver Clerks' Union.	120	3 0 per year.	—	—	—	—	—	—	—	—
Association of Shorthand Writers and Typists.	144	2s. 6d. per year (members of less than 3 years' experience). 5s. per year (members of 3 or more years' experience).	—	—	—	—	—	—	—	—
JOURNALISTS.										
National Union of Journalists.	1,004	0 7½	—	52	20 0	13	—	—	—	—
TELEPHONE EMPLOYEES.										
National Association of Telephone Operators.	900	0 1½ 0 3	—	Half Benefit, 26 Full Benefit, 52.	7 6	4	5 0	6	—	—
National Society of Telephone Employees.	1,627	0 3 0 6	—	Half Benefit, 26 Full Benefit, 52.	—	—	—	—	—	—
SHOP ASSISTANTS, &c.										
Amalgamated Union of Co-operative Employees.	25,139	0 2 0 3 0 4 0 6	—	26	6 0 9 0 12 0 18 0	6 6 6 6	3 0 4 6 6 0 9 0	6 6 6 6	—	—

REGARD TO UNEMPLOYED AND TRAVELLING BENEFITS—*continued.*  
*for Ordinary Members only.]*

BENEFIT.		When exempt from Contributions through Unemployment, Sickness or Accident.	Other Benefits covered by Contributions of Members.	Organisations to which Unions contribute for certain financial benefits.
Travelling Benefit.				
Trades—cont.				
—	—		Legal Aid.	—
—	—		Dispute, Retirement Grant, Funeral, Legal Aid.	—
—	—		Victim.	—
—	—		Sick and Accident.	—
—	—		Legal Aid	—
{	—	Contributions may remain in abeyance when unemployed or sick and benefit is exhausted.	Victim, Sick and Accident, Retirement Grant, Funeral, Marriage Bonus to Female Members, Legal Aid.	—
	—		Distress Loans.	—
	—		Legal Aid.	—
Sum not exceeding 25s.	When unemployed ...	...	Victim, Fares to Jobs, Distress Grants, Legal Aid.	—
—	—	—	Dispute, Distress Grants, Legal Aid.	—
—	—	—	Dispute, Sick and Accident, Legal Aid.	—
—	—	—	{ Dispute, Legal Aid. Dispute, Sick and Accident, Funeral, Legal Aid. }	—
—	—	—		—
—	—	—	Victim, Sick and Accident, Retirement Grant, Accident Bonus, Funeral, Sick Grants, Distress Grants, Marriage Bonus, Legal Aid.	—



## ANALYSIS OF THE FINANCIAL RULES OF TRADE UNIONS WITH

[N.B.—The payments quoted are

Name of Union.	Number of Members at end of 1908.	ORDINARY <i>Regular</i> CONTRIBUTIONS.		No. of Weeks after joining Union before entitled to Unemployed and Travelling Benefits.	UNEMPLOYED								
		Per Week.	Additional <i>Regular</i> Contributions.		Weekly Amount and Duration of Ordinary Unemployed Benefit.								
					1st Period.		2nd Period.		3rd Period.				
					Rate.	Weeks.	Rate.	Weeks.	Rate.	Weeks.			
		<i>s.</i>	<i>d.</i>		<i>s.</i>	<i>d.</i>		<i>s.</i>	<i>d.</i>		<i>s.</i>	<i>d.</i>	
SHOP ASSISTANTS, &c.— <i>cont.</i>					Miscellaneous								
National Amalgamated Union of Shop Assistants, Warehousemen, and Clerks.	19,710	6d. to 9d. according to age at entry.		Half Benefit, 26 Full Benefit, 52.	14	0	4	10	0	4	7	0	4
National Association of Grocers' Assistants.	1,259	2s. to 3s. 6d. per month (according to age at entry). 3s. to 5s. per month according to age at entry). 5s. or more per year to Benevolent Fund (optional).		Half Benefit, 26 Full Benefit, 52.	15	0	4	10	0	4	7	6	4
					22	6	4	15	0	4	12	6	4
Irish Drapers' Assistants' Benefit and Protective Association.	3,454	1	6	6s. per year for Medical Aid (optional).	Half Benefit, 26 Full Benefit, 52.	10	0	6	6	8	6	—	—
		2	6			15	0	6	11	4	6	—	—
		0	8										
General Warehousemen, Drivers, Shop Workers, and Kindred Trades Union (Dublin).	38	0	6	—	52 (13 if 10s. is paid within a month from entry).	8	0	13	4	0	13	—	—
		0	7			10	6	13	5	3	13	—	—
		0	8			14	0	13	7	0	13	—	—
UMBRELLA MAKERS:—													
Manchester and Salford United Umbrella Makers' Trade Society.	128	0	6	—	52	8	0	8	4	0	8	—	—
MUSICIANS, THEATRICAL AND MUSIC HALL EMPLOYEES.													
National Association of Theatrical Employees.	972	0	2	Sick, Funeral and Benevolent Funds (optional for each branch).	—	—	—	—	—	—	—	—	—
Amalgamated Musicians' Union.	4,425	1	6	—	—	—	—	—	—	—	—	—	—
Orchestral Association ...	1,470	15	0	—	—	—	—	—	—	—	—	—	—
Variety Artistes' Federation.	3,863	0	6	—	—	—	—	—	—	—	—	—	—
National Federation of Professional Musicians.	146	0	3	—	—	—	—	—	—	—	—	—	—
Actors' Association ...	700*	0	6	—	—	—	—	—	—	—	—	—	—

\* Union dissolved in 1909.

† The Variety Artistes' "Federation" subsequently

REGARD TO UNEMPLOYED AND TRAVELLING BENEFITS—*continued*.  
for Ordinary Members only.]

BENEFIT.			
Travelling Benefit.	When exempt from Contributions through Unemployment, Sickness or Accident.	Other Benefits covered by Contributions of Members.	Organisations to which Unions contribute for certain financial benefits.
<b>Trades—cont.</b>			
—	—	Dispute, Sick and Accident, Superannuation, Funeral, Benevolent Grants, Legal Aid.	—
—	—	Dispute, Sick and Accident, Superannuation, Funeral, Distress Grants, Legal Aid. (Accident Bonus and Gifts to Widows and Orphans paid from Benevolent Fund).	—
—	—	Victim, Sick and Accident, Funeral, Benevolent Grants, Medical Aid, Legal Aid.	—
—	—	Sick and Accident, Medical Aid, Legal Aid. (Funeral benefit raised by special levy.)	—
—	When working less than 4½ days per week and when sick and out of benefit.	Dispute, Sick and Accident, Funeral, Refreshments on contribution nights.	—
—	—	Dispute, Sick and Accident, Funeral, Benevolent Grants, Legal Aid.	General Federation of Trade Unions.
—	Contributions may remain in abeyance when unemployed or sick.	Dispute, Funeral, Fares to Jobs, Loans, Distress Grants, Legal Aid.	Do.
—	—	Funeral, Distress Grants, Legal Aid.	—
—	—	Dispute, Loans for Fares to Jobs, Legal Aid (Funeral benefit raised by special levy).	General Federation of Trade Unions.†
—	—	Dispute.	—
—	—	Victim, Medical Aid, Legal Aid. (Funeral benefit raised by special levy.)	—

seceded from the General Federation of Trade Unions.  
20047



## ANALYSIS OF THE FINANCIAL RULES OF TRADE UNIONS WITH

[N.B.—The payments quoted are

Name of Union.	Number of Members at end of 1908.	ORDINARY <i>Regular</i> CONTRIBUTIONS.		No. of Weeks after joining Union before entitled to Unemployed and Travelling Benefits.	UNEMPLOYED						
		Per Week.	Additional <i>Regular</i> Contributions.		Weekly Amount and Duration of Ordinary Unemployed Benefit.						
					1st Period.		2nd Period.		3rd Period.		
					Rate.	Weeks.	Rate.	Weeks.	Rate.	Weeks.	
		<i>s.</i>	<i>d.</i>		<i>s.</i>	<i>d.</i>		<i>s.</i>	<i>d.</i>		
Miscellaneous											
MARBLE POLISHERS.											
Amalgamated Marble Polishers' Trade Society.	120*	0	3	to Out of Work Fund.	52	8	0	6	—	—	—
		0	2	to Trade and Funeral Fund.		10	0	6	—	—	—
		0	0½	to Incidental Fund.		12	0	6	—	—	—
		0	0½	to Management Fund.							
FOOTBALL PLAYERS.											
Association Football Players' Union.	785	0	6	during football season.	—	—	—	—	—	—	—
ENGRAVERS TO CALICO PRINTERS AND PAPER STAINERS.											
Amalgamated Union of Engravers to Calico Printers and Paper Stainers.	—†	0	7	1d. per quarter to Benevolent Fund.	26	12	0	13	6	0	13
PAVIORS, FLAGGERS, ASPHALTERS, &c.											
Blackburn Operative Flaggers and Slaters' Society.	75	0	5	}	—	—	—	—	—	—	—
		0	9								
Preston Operative Flaggers and Slaters' Trade and Benefit Society.	54	0	4	}	—	—	—	—	—	—	—
		0	7								
Amalgamated Operative Street Masons, Paviors, Stone and Sett Dressers' Society of Great Britain and Ireland.	858	0	7	1s. per quarter for Management Expenses.	Half Benefit, 26 Full Benefit, 52	—	—	—	—	—	—
United Operative Paviors of the City and County of Newcastle-on-Tyne and District.	14			Stone Dressers and Rammermen.	52	7	0	13	5	0	13
		0	6	1d. per month to Supplementary Fund (optional).							
				Paviors and Street Masons.							
		0	9	1d. per month to Supplementary Fund (optional).							
National Society of Concrete and Asphalt Workers (Manchester).	100			Concretors and Asphalters— 6d. to General Fund. 2d. to Local Management Fund. Labourers— 4d. to General Fund. 2d. to Local Management Fund.	52	—	—	—	—	—	—
CARETAKERS.											
National Federation of Caretakers.	703	0	4½	per year.	—	—	—	—	—	—	—

\* Membership at end of 1907; figures for 1908 not available.

† This Union was formed in 1909 by the amalgamation of the English and Scottish Unions of Engravers to Calico

‡ This is the contribution paid by

REGARD TO UNEMPLOYED AND TRAVELLING BENEFITS—*continued.*  
*for Ordinary Members only.]*

BENEFIT.			
Travelling Benefit.	When exempt from Contributions through Unemployment, Sickness or Accident.	Other Benefits covered by Contributions of Members.	Organisations to which Unions contribute for certain financial benefits.
<b>Trades—cont.</b>			
—	Contributions may be paid from Incidental Fund at discretion of Committee, when unemployed and benefit is exhausted.	Funeral, Grants. Distress	—
—	—	Dispute, Legal Aid. (Funeral benefit raised by special levy.)	—
—	When not earning 15s. per week.	Funeral, Fares to Jobs, Benevolent Grants, Legal Aid. (Dispute benefit raised by special levy.)	—
—	—	Dispute, Sick and Accident, Incapacitation Grant, Funeral.	—
—	—	Dispute, Sick and Accident, Funeral.	—
6s. per week for 7 weeks.	When unemployed or sick ...	Dispute, Sick and Accident, Accident Bonus, Funeral, Medical Aid.	General Federation of Trade Unions.
Same as Ordinary Unemployed Benefit.	When unemployed and when receiving sick benefit contributions paid from Supplementary Fund.	Dispute, Sick and Accident, Funeral.	—
1s. 6d. per district per year.	—	Dispute, Sick and Accident, Superannuation, Funeral.	—
—	—	—	—

Printers and Paper Stainers, the membership of which at the end of 1908 was 1,314 and 327 respectively. the Branches to the executive.



## ANALYSIS OF THE FINANCIAL RULES OF TRADE UNIONS WITH

[N.B.—The payments quoted are

Name of Union.	Number of Members at end of 1908.	ORDINARY <i>Regular</i> CONTRIBUTIONS.		No. of Weeks after joining Union before entitled to Unemployed and Travelling Benefits.	UNEMPLOYED					
					Weekly Amount and Duration of Ordinary Unemployed Benefit.					
					1st Period.		2nd Period.		3rd Period.	
					Rate.	Weeks.	Rate.	Weeks.	Rate.	Weeks.
		<i>s. d.</i>			<i>s. d.</i>		<i>s. d.</i>			
Miscellaneous										
BILL POSTERS.										
Amalgamated Society of Bill Posters of Great Britain and Ireland.	112	0 6	—	52	10 0	13	5 0	13	—	—
FIREWOOD CUTTERS.										
Firewood Cutters' Protection Society.	Males, 6 Females, 6	Males, 0 3 Females, 0 1½	—	—	—	—	—	—	—	—
HOTEL EMPLOYEES.										
Glasgow Waiters' Protective Association.*	94	1 0 per month.	—	—	—	—	—	—	—	—
International Chefs' Union of Glasgow.	26	12 0 per year.	—	Not stated.	5 0	1 month	—	—	—	—
MIDWIVES.										
National Association of Midwives.	150	0 3	—	26	7 6	4	Suspension:— 5 0 4		—	—
HAIRDRESSERS.										
Dublin Journeymen Hairdressers' Trade Union.	116	0 7	6d. per quarter for Doctors' Fee.	26	6 0	13	—	—	—	—
Scottish Journeymen Hairdressers and Barbers' Union (Glasgow).	150	1d. to Contingent Fund 1d. to Legal Defence Fund. 2d. to Management Fund 2d. to General Secretary's Salary and Expenses Fund.		—	—	—	—	—	—	—
International Union of Journeymen Hairdressers and Barbers of London.	160	0 3	—	—	—	—	—	—	—	—
Amalgamated Society of British Hairdressers' Assistants.	64	1 0 per month 2 0 per month.	—	—	—	—	—	—	—	—
Manchester, Salford and District Journeymen Hairdressers' Trade Society.	60	0 3	3d. per quarter to Incidental Fund.	—	—	—	—	—	—	—
		0 6		52	10 0	13	6 0	13	—	—
GENERAL										
Western Counties Operative Excavators, Quarrymen and General Labourers' Friendly Trade Society.	121	0 3	6½d. per quarter for Medical Aid (from all members residing within 3 miles of lodge). Sick Fund (optional):— 0 3 1s. per quarter for Medical Aid.	—	—	—	—	—	—	—

\* The Rules analysed were in operation in 1904, and no intimation

REGARD TO UNEMPLOYED AND TRAVELLING BENEFITS—*continued.*  
*for Ordinary Members only.]*

BENEFIT.			
Travelling Benefit.	When exempt from Contributions through Unemployment, Sickness or Accident.	Other Benefits covered by Contributions of Members.	Organisations to which Unions contribute for certain financial benefits.
<b>Trades—cont.</b>			
Same as Ordinary Un-employed Benefit.	—	Dispute, Sick and Accident, Accident, Bonus, Funeral, Fares to Jobs, Distress Grants.	—
—	—	—	—
—	—	Dispute.	—
—	Contributions may remain in abeyance or be remitted (at discretion of Committee) when sick or in distressed circumstances.	Sick and Accident, Distress Grants.	—
—	—	Legal Aid.	—
—	When unemployed or sick ...	Sick and Accident, Distress Grants (Funeral benefit raised by special levy). Legal Aid.	—
—	—	Legal Aid.	—
—	—	Legal Aid.	—
—	When unemployed or sick	Victim, Sick and Accident, Loans for Fares to Jobs, Legal Aid.	—
—	—	—	—
—	—	Sick and Accident.	—
<b>LABOUR.</b>			
—	—	Dispute, Sick, Trade Accident, Medical Aid (Funeral benefit raised partly by special levy).	—

has been received as to whether any subsequent alteration has been made.



## ANALYSIS OF THE FINANCIAL RULES OF TRADE UNIONS WITH

[N.B.—The payments quoted are

Name of Union	Number of Members at end of 1908.	ORDINARY <i>Regular</i> CONTRIBUTIONS.		No. of Weeks after joining Union before entitled to Unemployed and Travelling Benefits.	UNEMPLOYED					
					Weekly Amount and Duration of Ordinary Unemployed Benefit.					
		Per Week.	Additional <i>Regular</i> Contributions.		1st Period.		2nd Period.		3rd Period.	
					Rate.	Weeks.	Rate.	Weeks.	Rate.	Weeks.
		<i>s. d.</i>			<i>s. d.</i>		<i>s. d.</i>		<i>s. d.</i>	
										General
Bristol, West of England, and South Wales Operatives' Trade and Provident Society.	45,762	1st Class, 6½ <i>d.</i> to 8½ <i>d.</i> , 2nd Class, 6 <i>d.</i> to 7½ <i>d.</i> , 3rd Class, 5 <i>d.</i> to 7 <i>d.</i> , 4th Class, 4 <i>d.</i> to 6 <i>d.</i> , accord- to age at entry.	2 <i>s.</i> to 2 <i>s.</i> 6 <i>d.</i> per quarter according to age at entry to Superannuation Fund (optional).	Half Benefit, 26 Full Benefit, 52	—	—	—	—	—	—
					Lock-out owing to dispute at place of employment:—					
National Union of Gas-workers and General Labourers of Great Britain and Ireland.	Males, 31,485 Females, 832	Males, 0 3 Females, 0 1½	{ —	26	{	10 0	8	{ —	—	—
						5 0	8			
Amalgamated Society of Gas Workers, Brick-makers and General Labourers.	3,792	0 3	—	52	6 0	4	—	—	—	—
Labour Protection League.	2,200	2½ <i>d.</i> to Branch Funds ... 6 <i>d.</i> per quarter to Central Fund.	—	—	—	—	—	—	—	—
National Amalgamated Labourers' Union of Great Britain and Ireland.	3,195	4 <i>d.</i> to Trade Fund ... 3 <i>d.</i> to 5 <i>d.</i> , according to age at entry, to Sick and Burial Fund (optional).	—	—	—	—	—	—	—	—
					Lock-out owing to dispute of other work-people:—					
National Amalgamated Union of Labour.	16,543	0 3½	4 <i>d.</i> per year for Labour Representation.	26	8 0	12	6 0	12	4 0	re- main- der of lock- out.
National Labourers' Union (Scotland).	447	0 3	—	—	—	—	—	—	—	—
Manchester and Salford Association of Machine, Electric and other Women Workers.	76	0 2 0 3	{ —	26	{	4 0	6	{ —	—	—
						6 0	6			
British Labour Amalgamation.	902	0 2½ 0 4	3 <i>d.</i> per quarter for Labour Representation.	—	—	—	—	—	—	—

\* The British Labour Amalgamation subsequently

REGARD TO UNEMPLOYED AND TRAVELLING BENEFITS—*continued.*  
for Ordinary Members only.]

BENEFIT.	When exempt from Contributions through Unemployment, Sickness or Accident.	Other Benefits covered by Contributions of Members.	Organisations to which Unions contribute for certain financial benefits.
Travelling Benefit.			
<b>Labour—cont.</b>			
2s. for 1st day and 1s. for 2nd day per lodge per 6 months (extra 2s. allowed for Sunday). Not more than 8s. in any week, or 20s. in 12 months.	—	Sick and Accident, Superannuation, Funeral, Loans for house purchase, Grants towards cost of Surgical Appliances, Legal Aid.	—
—	When unemployed or sick for six weeks or more.	Dispute, Accident Bonus, Legal Aid.	General Federation of Trade Unions.
Same as Ordinary Unemployed Benefit.	—	Dispute, Trade Accident, Fatal Accident Grant, Funeral, Legal Aid.	Do.
—	—	Dispute.	—
—	—	Dispute, Sick, Trade Accident, Accident Bonus, Fatal Accident Grant, Superannuation, Funeral, Distress Grants, Legal Aid.	—
—	Contributions reduced to 3½d. per fortnight when receiving Accident Benefit.	Dispute, Trade Accident, Funeral, Legal Aid.	General Federation of Trade Unions.
—	—	Dispute, Trade Accident, Funeral, Legal Aid.	—
—	When unemployed or sick.	Dispute, Sick and Accident, Confinement Grants.	—
—	Contributions reduced when unemployed or sick and not receiving highest rate of benefit.	Dispute, Legal Aid. Dispute, Trade Accident, Accident Bonus, Funeral Legal Aid.	General Federation of Trade Unions.*

\*seceded from the General Federation of Trade Unions.



## ANALYSIS OF THE FINANCIAL RULES OF TRADE UNIONS WITH

[N.B.—The payments quoted are

Name of Union.	Number of Members at end of 1908.	ORDINARY <i>Regular</i> CONTRIBUTIONS.		No. of Weeks after joining Union before entitled to Unemployed and Travelling Benefits.	UNEMPLOYED					
		Per Week.	Additional <i>Regular</i> Contributions.		Weekly Amount and Duration of Ordinary Unemployed Benefit.					
					1st Period.		2nd Period.		3rd Period.	
					Rate.	Weeks.	Rate.	Weeks.	Rate.	Weeks.
		<i>s. d.</i>			<i>s. d.</i>		<i>s. d.</i>		<i>s. d.</i>	
					General					
The Workers' Union ...	4,300	3 <i>s.</i> 7 <i>d.</i> per quarter to General Fund. <i>Optional</i> :— 3 <i>d.</i> to Out of Work Fund 3 <i>d.</i> to Sick Fund. 1 <i>d.</i> per month for Additional Dispute Benefit.		Lock-out, 26 ; Unemployed, 52.	10 0	6	5 0	6	—	—
					<i>Lock-out owing to dispute over which Union has no control :—</i>					
					Not fixed by rule.	Not fixed by rule.	—	—	—	—
Rathmines and District Workmen's Union.	92	0 3	—	—	—	—	—	—	—	—
Kilmacow Trades and Labour Benefit and Protective Society.	70	0 2	—	Not stated.	—	—	—	—	—	—
National Federation of Women Workers.	2,714	0 1	—	—	—	—	—	—	—	—
Pembroke United Labourers' Union (Dublin).	72	0 3	—	—	—	—	—	—	—	—
NATIONAL EMPLOYEES :—					EMPLOYEES OF					
ADMIRALTY EMPLOYEES.										
Chatham Royal Dockyard Ship Joiners' Association.	100	0 1 per month.	—	—	—	—	—	—	—	—
Chatham Royal Dockyard Smiths' Association.	93	0 1	—	—	—	—	—	—	—	—
Chatham Government Labourers' Union.	525	0 2	—	13	—	—	—	—	—	—
Sheerness Royal Dockyard Ship Joiners' Association.	50	0 1 per month.	—	—	—	—	—	—	—	—
Devonport and Keyham Royal Dockyard Ship Joiners' Association.	123	0 1 per month.	—	—	—	—	—	—	—	—
Portsmouth Royal Dockyard Ship Joiners' Association.	204	0 1 per month.	—	—	—	—	—	—	—	—
Chatham Dockyard Amalgamated Society of Hammermen.	92	0 2 per month.	—	—	—	—	—	—	—	—
Government Labourers' Union (Devonport).	400	0 3 0 4	}	13	—	—	—	—	—	—
Government Labourers' Union (Sheerness).*	68	0 2			—	26	2 0 while unemployed	—	—	—
					<i>When unemployed through contagious disease in family :—</i>					

\* The rules analysed were in operation in 1905, and no intimation has

REGARD TO UNEMPLOYED AND TRAVELLING BENEFITS—*continued.*  
*for Ordinary Members only.]*

BENEFIT.			
Travelling Benefit.	When exempt from Contributions through Unemployment, Sickness or Accident.	Other Benefits covered by Contributions of Members.	Organisations to which Unions contribute for certain financial benefits.
<b>Labour—cont.</b>			
—	Exempt from Contributions to General Fund for four weeks when unemployed or sick. (Period may be extended at discretion of Branch.)	Dispute, Sick, Trade Accident, Accident Bonus, Funeral, Legal Aid.	—
—	Contributions may be remitted at discretion of Executive Committee for 13 weeks in a year when unemployed.	Trade Accident, Funeral.	—
—	—	Victim, Sick and Accident, Funeral.	—
—	—	Dispute, Distress Grants, Legal Aid.	General Federation of Trade Unions.
—	—	Trade Accident, (Funeral benefit raised by special levy.)	—
<b>PUBLIC AUTHORITIES.</b>			
—	—	—	—
—	—	—	—
Sum not exceeding 10s.	—	Sick and Accident, Funeral, Benevolent Grants.	—
—	—	—	—
—	—	—	—
—	—	—	—
—	—	—	—
—	—	—	—
Sum not exceeding 10s.	—	Sick and Accident, Retirement Grant, Funeral.	—
Sum not exceeding 10s.	—	Sick and Accident, Funeral.	—

been received as to whether any subsequent alteration has been



## ANALYSIS OF THE FINANCIAL RULES OF TRADE UNIONS WITH

[N.B.—The payments quoted are

Name of Union.	Number of Members at end of 1908.	ORDINARY <i>Regular</i> CONTRIBUTIONS.		No. of Weeks after joining Union before entitled to Unemployed and Travelling Benefits.	UNEMPLOYED					
					Weekly Amount and Duration of Ordinary Unemployed Benefit.					
		Per Week.	Additional <i>Regular</i> Contributions.		1st Period.		2nd Period.		3rd Period.	
					Rate.	Weeks.	Rate.	Weeks.	Rate.	Weeks.
		<i>s. d.</i>			<i>s. d.</i>		<i>s. d.</i>		<i>s. d.</i>	
National Employees— <i>cont.</i>					Employees of Public					
ADMIRALTY EMPLOYEES— <i>cont.</i>										
Royal Dockyards Iron and Steel Shipbuilders' Society.	118	0 2	—	—	—	—	—	—	—	—
Government Labourers' Union (Portsmouth).	250	0 3	—	13	—	—	—	—	—	—
Chatham Dockyard Boilermakers' Helpers' Society.	140	0 2	1d. per month to Funeral Fund.	6	—	—	—	—	—	—
Sheerness Sailmakers' Union.	13	0 1	—	—	—	—	—	—	—	—
Devonport Dockyard Sailmakers' Association.	46	0 1	—	—	—	—	—	—	—	—
Portsmouth Dockyard Electrical Wiremen's Society.	41	Not stated.	—	—	—	—	—	—	—	—
Royal Victoria Yard Storehousemen's Association.	24	0 1	3d. per quarter to Management Fund.	—	—	—	—	—	—	—
Portsmouth Dockyard Ship Riggers' Association.	97	0 1	—	—	—	—	—	—	—	—
Royal Dockyards Wood Caulkers' Society.	46	0 1	—	—	—	—	—	—	—	—
Sheerness Ship Riggers' Association.	50	0 6 per quarter.	—	—	—	—	—	—	—	—
Chatham Sailmakers' Society.	31	0 2 per month.	—	—	—	—	—	—	—	—
POST OFFICE EMPLOYEES.										
Postal Telegraph Clerks' Association.	8,827	0 6 per month.	—	—	—	—	—	—	—	—
United Kingdom Postal Clerks' Association.	6,437	3 0 per year.	1d. per year to Conference Fund.	—	—	—	—	—	—	—
Fawcett Association ...	5,144	Members earning not more than £64 per year, 6d. per month. Members earning more than £64 but not more than £112 per year, 9d. per month. Members earning over £112 per year, 1s. per month.		—	—	—	—	—	—	—
Postmen's Federation ...	35,411	1s. per year for Parliamentary Expenses.* 1s. per year for other Expenses.*		—	—	—	—	—	—	—
Tracers' Association (G.P.O.).	86	0 1	—	—	—	—	—	—	—	—
London Postal Superintending Officers' Association.	632	2 6 per year.	—	—	—	—	—	—	—	—

\* These are the contributions paid

REGARD TO UNEMPLOYED AND TRAVELLING BENEFITS—*continued.*  
*for Ordinary Members only.]*

BENEFIT.			
Travelling Benefit.	When exempt from Contributions through Unemployment, Sickness or Accident.	Other Benefits covered by Contributions of Members.	Organisations to which Unions contribute for certain financial benefits.
<b>Authorities—<i>cont.</i></b>			
—	—	—	—
Sum not exceeding 10s.	—	Sick and Accident, Funeral.	—
Sum not exceeding 5s.	—	Sick and Accident, Funeral.	—
—	—	—	—
—	—	—	—
—	—	Sick and Accident.	—
—	—	—	—
—	—	—	—
—	—	—	—
—	—	—	—
—	—	—	—
—	—	—	—
—	—	—	—
—	—	—	—
—	—	Victim, Sick and Accident, Superannuation, Funeral.	—
—	—	—	—
—	—	—	—
—	—	—	—

by the branches to the General Fund.



## ANALYSIS OF THE FINANCIAL RULES OF TRADE UNIONS WITH

[N.B.—The payments quoted are

Name of Union.	Number of Members at end of 1908.	ORDINARY <i>Regular</i> CONTRIBUTIONS.		No. of Weeks after joining Union before entitled to Unemployed and Travelling Benefits.	UNEMPLOYED					
		Per Week.	Additional <i>Regular</i> Contributions.		Weekly Amount and Duration of Ordinary Unemployed Benefit.					
					1st Period.		2nd Period.		3rd Period.	
					Rate.	Weeks.	Rate.	Weeks.	Rate.	Weeks.
		<i>s. d.</i>			<i>s. d.</i>		<i>s. d.</i>		<i>s. d.</i>	
<b>National Employees—cont.</b>										
<b>POST OFFICE EMPLOYEES—cont.</b>										
Engineering and Stores Association (Postal Telegraphs).	2,131	0 2½	—	—	—	—	—	—	—	—
Senior Postmen and Lobby Officers' Association.	179	1 0 per quarter.	—	—	—	—	—	—	—	—
Association of Irish Post Office Clerks.	Males, 1,234 Females, 103	Males 0 6 per month. Females 0 4 per month.	—	—	—	—	—	—	—	—
London Postal Porters' Association.	1,123	0 1	—	—	—	—	—	—	—	—
Association of Second Class Assistant Inspectors of Telegraph Messengers (London Postal Service).	55	0 0½	—	—	—	—	—	—	—	—
Tube Staff Association ...	75	0 2 per month.	—	—	—	—	—	—	—	—
Women Sorters' Association.	488	1 0 per year.	—	—	—	—	—	—	—	—
Sorter - Tracers' Association.	200	0 1	—	—	—	—	—	—	—	—
Post Office Engineering Clerks' Association.	264	2 0 per quarter.	—	—	—	—	—	—	—	—
Messengers' Association, General Post Office, London.	51	0 2 per month.	—	—	—	—	—	—	—	—
Postal Bagmen's Association.	86	0 1	—	—	—	—	—	—	—	—
Central London Postmen's Association.	945	0 1½	—	—	—	—	—	—	—	—
<b>OTHER NATIONAL EMPLOYEES.</b>										
Customs Watchers' Federation.	500	1 0 per year.	—	—	—	—	—	—	—	—
Royal Army Clothing Department Employees' Union.	517	0 1	1d. per month to Parliamentary Representation Fund. 2d. per week to Sick and Funeral Fund (optional).	—	—	—	—	—	—	—
Civil Service Typists' Association.	96	1 0 per year.	—	—	—	—	—	—	—	—
Ordnance Survey Employees' Union (Southampton).	74	0 1	—	—	—	—	—	—	—	—
Small Arms Employees' Union (Enfield).	600	4d. per month to Management Fund. 2d. per month to Funeral Fund.	—	—	—	—	—	—	—	—
Woolwich Workers' Union.	450	0 2	1½d. per quarter to Funeral Fund.	52	5 0	6	—	—	—	—
Army Ordnance Department Employees' Union of Ireland.	111	0 3 per month.	—	—	—	—	—	—	—	—

Employees of Public

REGARD TO UNEMPLOYED AND TRAVELLING BENEFITS—*continued.*  
*for Ordinary Members only.]*

BENEFIT.			
Travelling Benefit.	When exempt from Contributions through Unemployment, Sickness or Accident.	Other Benefits covered by Contributions of Members.	Organisations to which Unions contribute for certain financial benefits.
<b>Authorities—cont.</b>			
—	—	Victim.	—
—	—	—	—
—	—	—	—
—	—	—	—
—	—	—	—
—	—	—	—
—	—	—	—
—	—	—	—
—	—	—	—
—	—	—	—
—	—	—	—
—	—	—	—
—	—	—	—
—	—	—	—
—	—	—	—
—	—	—	—
—	—	—	—
—	—	—	—
—	—	—	—
—	—	—	—
—	—	—	—
—	—	—	—
—	—	Benevolent Grants.	—
—	—	—	—
—	—	—	—
—	—	—	—
—	—	—	—
—	—	—	—
—	—	—	—
—	—	—	—
—	—	Victim, Sick and Accident, Funeral, Legal Aid.	—
—	—	—	—
—	—	—	—
—	—	—	—
—	—	—	—
—	—	—	—
—	—	Victim.	—
—	—	—	—
—	—	Victim, Funeral.	—
—	—	—	—
—	—	Victim, Funeral, Legal Aid.	—
—	—	—	—
—	—	(Retirement Grant and Funeral Benefit raised partly by special levy.)	—



## ANALYSIS OF THE FINANCIAL RULES OF TRADE UNIONS WITH

[N.B.—The payments quoted are

Name of Union.	Number of Members at end of 1908.	ORDINARY <i>Regular</i> CONTRIBUTIONS.		No. of Weeks after joining Union before entitled to Unemployed and Travelling Benefits.	UNEMPLOYED							
		Per Week.	Additional <i>Regular</i> Contributions.		Weekly Amount and Duration of Ordinary Unemployed Benefit.							
					1st Period.		2nd Period.		3rd Period.			
					Rate.	Weeks.	Rate.	Weeks.	Rate.	Weeks.		
		s.	d.		s.	d.		s.	d.		s.	d.
National Employees—cont.												
OTHER NATIONAL EMPLOYEES—cont.					Employees of Public							
Government Parks Workers' Union (Ireland).	76	0	3 per month.	3d. per quarter for salaries of Secretary and Treasurer.	—	—	—	—	—	—	—	—
Royal Gardens, Kew, Employees' Union.	140	0	1	—	—	—	—	—	—	—	—	—
Weedon Army Ordnance Department Employees' Union.	90	0	1	—	—	—	—	—	—	—	—	—
Irish Survey Fieldmen's Trade Union.	110	0	1	—	—	—	—	—	—	—	—	—
Royal Parks Employees' Association.	472	0	1	—	—	—	—	—	—	—	—	—
Royal Gunpowder Factory Employees' Union (Waltham Abbey).	150	0	4 per month.	—	—	—	—	—	—	—	—	—
Royal Botanic Gardens, Edinburgh, Employees' Union.	32	0	2	—	—	—	—	—	—	—	—	—
Non-Pensioner Watchers' Association, H.M. Customs, London.	70	1	0 per year.	—	—	—	—	—	—	—	—	—
Government Stores Clerical Association (Woolwich).	70	6	0 per year.	—	—	—	—	—	—	—	—	—
Amalgamated Society of Outport Watchers, H.M. Customs.	429	1	0 per year.	—	—	—	—	—	—	—	—	—
EMPLOYEES OF LOCAL AUTHORITIES.												
Birmingham and District Municipal Employees' Benefit and Protection Society.	144	0	3	—	—	—	—	—	—	—	—	—
London County Council School Keepers' Association.	441	4	0 per year.	—	—	—	—	—	—	—	—	—
Limerick Corporation Employees' Union.	96	0	5	—	—	—	—	—	—	—	—	—
Amalgamated Society of Bolton Corporation Servants.	220	0	3	—	—	—	—	—	—	—	—	—
West Ham Council Schools Caretakers' Association.	68	2	6 per year.	—	—	—	—	—	—	—	—	—
Dublin Fire Brigade Men's Union.	40	0	3	—	—	—	—	—	—	—	—	—
Municipal Employees' Association.	12,957	0	2½	—	—	—	—	—	—	—	—	—
		0	6 to 0 8 according to age at entry.	—	—	—	—	—	—	—	—	—
United Corporation Workmen of Dublin Trade Union.	670	0	4	—	—	—	—	—	—	—	—	—

REGARD TO UNEMPLOYED AND TRAVELLING BENEFITS—*continued.*  
*for Ordinary Members only.]*

BENEFIT.			
Travelling Benefit.	When exempt from Contributions through Unemployment, Sickness or Accident.	Other Benefits covered by Contributions of Members.	Organisations to which Unions contribute for certain financial benefits.
		Victim.	
		Victim.	
		Victim.	
		Victim.	
		Victim.	
		Victim.	
		Victim.	
		Victim.	
		Victim.	
		Victim.	
		Victim.	
		Victim.	
		Victim.	
		Victim.	
		Victim.	
		Victim.	
		Victim.	
		Victim.	
		Victim.	
		Victim.	
		Victim.	
		Victim.	
		Victim.	
		Victim.	
		Victim.	
		Victim.	
		Victim.	
		Victim.	
		Victim.	
		Victim.	
		Victim.	
		Victim.	
		Victim.	

Authorities—*cont.*



ANALYSIS OF THE FINANCIAL RULES OF TRADE UNIONS WITH REGARD TO UNEMPLOYED AND TRAVELLING BENEFITS—*continued*.

[N.B.—The payments quoted are for Ordinary Members only.]

Name of Union.	Number of Members at end of 1908.	ORDINARY <i>Regular</i> CONTRIBUTIONS.		No. of Weeks after joining Union before entitled to Unemployed and Travelling Benefits.	UNEMPLOYED BENEFIT.							
		Per Week.	Additional <i>Regular</i> Contributions.		Weekly Amount and Duration of <b>Ordinary Unemployed Benefit.</b>						Travelling Benefit.	
					1st Period.		2nd Period.		3rd Period.			
					Rate.	Weeks.	Rate.	Weeks.	Rate.	Weeks.		
		<i>s. d.</i>			<i>s. d.</i>		<i>s. d.</i>		<i>s. d.</i>			
<b>Employees of Local Authorities—<i>cont.</i></b>					<b>Employees of Public Authorities—<i>cont.</i></b>							
Borough of St. Marylebone Municipal Employees' Union.	70	1½d.	to Funeral Fund ... 4d. to Incidental Fund 6d. per quarter to Management Fund.	—	—	—	—	—	—	—	—	
Hackney Municipal Labour Union.	87	0 2	—	—	—	—	—	—	—	—	—	
National Union of Corporation Workers.	4,000	0 2½	1d. per quarter for Labour Representation.	—	—	—	—	—	—	—	—	
Dublin Corporation Waterworks Employees' Association.	30	0 2	4d. per quarter for Management Expenses.	—	—	—	—	—	—	—	—	

Name of Union.	When exempt from Contributions through Unemployment, Sickness or Accident.	Other Benefits covered by Contributions of Members.	Organisations to which Unions contribute for certain financial benefits.
<b>Employees of Local Authorities—<i>cont.</i></b>			
Borough of St. Marylebone Municipal Employees' Union.	—	Funeral, Distress Legal Aid.	—
Hackney Municipal Labour Union.	—	Victim, Funeral.	—
National Union of Corporation Workers.	—	Dispute, Accident Bonus, Funeral, Legal Aid.	—
Dublin Corporation Waterworks Employees' Association.	When sick ...	Funeral.	—
<b>Employees of Public Authorities—<i>cont.</i></b>			

**TOTAL AMOUNT PAID IN 1908 AS UNEMPLOYED BENEFITS BY EACH  
TRADE UNION FROM WHICH INFORMATION WAS RECEIVED.**

Name of Union.	Number of Members at end of 1908. (Members are males unless otherwise stated.)	Amount of UNEMPLOYED BENEFITS paid in 1908, including payments on account of breakdowns, short time, &c., and payments for unemploy- ment caused by disputes between employers and other classes of workpeople, but excluding payments on account of disputes to which members were party.			
		Ordinary Unemployed (including Breakdowns, Lock-outs, &c.).	Travelling.	Emigration, Fares to Jobs, Removals.	TOTAL.
		£	£	£	£
<b>BUILDING TRADES.</b>					
<b>BRICKLAYERS.</b>					
Ancient Guild of Brick and Stone Layers (Ireland).	822	—	—	—	—
United Operative Bricklayers (Man- chester Unity).	2,117	—	62	—	62
Operative Bricklayers ... ..	28,495	—	1,594	—	1,594
<b>MASONS.</b>					
Cork Operative Masons and Bricklayers	183	—	—	—	—
Limerick Masons and Bricklayers ...	76	30	15	—	45
United Operative Masons of Scotland* ...	1,769	—	—	—	—
Operative Stonemasons of England and Wales.	9,596	—	798	—	798
Operative Stone Cutters of Stepside ...	43	—	—	—	—
Stone Carvers ... ..	223	—	—	—	—
Stone Carvers of Ireland (Dublin) ...	26	—	—	—	—
United Operative Masons and Granite Cutters.	2,022	2,651	—	—	2,651
Amalgamated Operative Marble and Slate Masons.	97	115	—	—	115
<b>CARPENTERS AND JOINERS.</b>					
General Union of Operative Carpenters and Joiners.	5,241	4,427†	†	—	4,427
Northampton Carpenters and Joiners ...	16	16	—	—	16
Amalgamated Carpenters and Joiners ...	<i>In United Kingdom, 50,119 Abroad, 11,101.</i>	112,254†	†	Fares, 334	112,588
Associated Carpenters and Joiners ...	<i>In United Kingdom, 5,704 Abroad, 4.</i>	5,675	—	—	5,675
Trade Movement Carpenters and Joiners	25	—	—	—	—
<b>SLATERS AND TILERS.</b>					
Amalgamated Slaters of Scotland ...	861	—	—	—	—
Amalgamated Slaters and Tilers ...	1,060	—	22	—	22
<b>PLUMBERS.</b>					
United Operative Plumbers (Great Britain and Ireland) ... ..	<i>In United Kingdom, 11,322 Abroad, 67</i>	10,214	29	—	10,243

\* Figures are for 1907, later figures not being available.

† Travelling included with Ordinary Unemployed, unemployed members receiving the same benefit whether travelling or not.



TOTAL AMOUNT PAID IN 1908 AS UNEMPLOYED BENEFITS BY EACH TRADE UNION FROM WHICH INFORMATION WAS RECEIVED—*continued.*

Name of Union.	Number of Members at end of 1908. (Members are males unless otherwise stated.)	Amount of UNEMPLOYED BENEFITS paid in 1908, including payments on account of breakdowns, short time, &c., and payments for unemployment caused by disputes between employers and other classes of workpeople, but excluding payments on account of disputes to which members were party.			
		Ordinary Unemployed (including Breakdowns.	Travelling.	Emigration, Fares to Jobs, Removals.	TOTAL.
		£	£	£	£
<b>BUILDING TRADES—<i>continued.</i></b>					
<b>PLUMBERS—<i>cont.</i></b>					
United Operative Plumbers of Scotland	982	—	—	—	—
London Plumbers ... ..	22	—	—	—	—
<b>PLASTERERS.</b>					
Dublin Operative Plasterers ... ..	170	191	—	—	191
Cork Slaters and Plasterers ... ..	121	—	—	—	—
National Operative Plasterers ... ..	7,019	—	465	—	465
Kilkenny Plasterers and Slaters ... ..	21	—	—	—	—
<b>PAINTERS AND DECORATORS.</b>					
Metropolitan House Painters (Dublin) ...	482	249	—	—	249
Liverpool Operative House Painters' Old Society.	1,170	—	—	—	—
Belfast House and Ship Painters and Decorators.	44	10	—	—	10
Southport and Birkdale Painters ...	234	—	—	—	—
National Amalgamated House and Ship Painters and Decorators.	17,462	28,563*	*	—	28,563
St. Helens House Painters and Decorators	28	13	—	—	13
Barnsley Operative House Painters ...	38	36	—	—	36
Birkenhead Operative House Painters ...	270	—	—	—	—
Scottish Painters ... ..	2,918	270	—	—	270
"The Cave" House Painters and Decorators (London).	55	—	—	—	—
Nelson and District Operative House Painters.	30	—	—	—	—
<b>BUILDERS' LABOURERS.</b>					
General Labourers' Amalgamated Union	1,883	—	—	—	—
United Order of General Labourers of London.	1,385	—	—	—	—
National Operative Plasterers' Labourers	230	—	—	—	—
Navvies, Builders' Labourers and General Labourers.	2,072	1	—	—	1
United Builders' Labourers ... ..	2,568	—	—	—	—
Cork Builders' Labourers ... ..	200	—	—	—	—
Catshill Builders' and General Labourers	39	—	—	—	—
Coventry and District Builders' Labourers.	130	—	1	—	1
Nottingham Builders' Labourers ...	670	—	—	—	—
Oxford and District Builders' Labourers	37	—	—	—	—
Wolverhampton and District Builders' Labourers.	39	—	—	—	—
Manchester and Salford Plasterers' Labourers.	188	—	—	—	—

\* Travelling included with Ordinary Unemployed, unemployed members entitled to Travelling Benefit receiving the same benefit whether travelling or not

TOTAL AMOUNT PAID IN 1908 AS UNEMPLOYED BENEFITS BY EACH TRADE UNION FROM WHICH INFORMATION WAS RECEIVED—*continued*.

Name of Union.	Number of Members at end of 1908. (Members are males unless otherwise stated.)	Amount of UNEMPLOYED BENEFITS paid in 1908, including payments on account of breakdowns, short time, &c., and payments for unemployment caused by disputes between employers and other classes of workpeople, but excluding payments on account of disputes to which members were party.			
		Ordinary Unemployed (including Breakdowns, Lock-outs, &c.).	Travelling.	Emigration, Fares to Jobs, Removals.	TOTAL.
		£	£	£	£

BUILDING TRADES—*continued*.

<b>BUILDERS' LABOURERS'—<i>cont.</i></b>					
Hyde Bricklayers' Labourers* ... ..	30	—	—	—	—
Stockport Bricklayers' Labourers* ... ..	100	—	—	—	—
Wigan and District Builders' Labourers	60	—	—	—	—
Leigh and Bedford District Bricklayers' Labourers.	14	—	—	—	—
Blackburn and District Builders' Labourers.	27	—	—	—	—
Liverpool and District Bricklayers' Labourers.*	160	—	—	—	—
National Builders' Labourers ... ..	2,653	—	13	—	13
Birkenhead, Liscard and District Bricklayers', Plasterers' and Slaters' Labourers.	211	—	—	—	—
Mersey and District Navvies, Builders' Labourers and General Labourers.*	46	—	—	—	—
<b>MISCELLANEOUS BRANCHES.</b>					
Gas Fitters (Birmingham) ... ..	80	27†	†	—	27
Glass Painters (London) ... ..	40	82	—	—	82
Fret Lead Glaziers and Cutters ... ..	68	153†	†	—	153
Ornamental Decorators of the Composition Trade.	75	182	—	—	182
Glasgow Operative Glaziers ... ..	125	—	—	—	—
Dublin Whiteners .. ...	65	—	—	—	—
Amalgamated Decorative Glass Workers	226	253	—	—	253
Tile, Mosaic and Faience Fixers (Manchester).	95	—	—	—	—

## MINING AND QUARRYING.

<b>COAL MINING.</b>					
<i>Northumberland.</i>					
Northumberland Miners ... ..	34,208	2,226	—	—	2,226
Northumberland Colliery Enginemmen and Firemen.	1,004	106	—	Emigration, 2	108
Northumberland Colliery Mechanics ... ..	1,130	124	—	Removal, 14	138
Northumberland Deputies ... ..	1,110	22	—	Removal, 27	49
<i>Durham.</i>					
Durham Miners ... ..	112,836	23,074	—	—	23,074
Durham County Colliery Enginemmen and Boiler Minders.	2,733	436	—	—	436
Durham Cokemen and Labourers ... ..	3,830	1,653	—	—	1,653
Durham Deputy Overmen ... ..	1,617	41	—	—	41
Durham Colliery Mechanics ... ..	4,574	1,237	—	—	1,237

\* Union dissolved in 1909.

† Travelling included with Ordinary Unemployed, unemployed members receiving the same benefit whether travelling or not.



TOTAL AMOUNT PAID IN 1908 AS UNEMPLOYED BENEFITS BY EACH TRADE UNION FROM WHICH INFORMATION WAS RECEIVED—*continued.*

Name of Union.	Number of Members at end of 1908. (Members are males unless otherwise stated.)	Amount of UNEMPLOYED BENEFITS paid in 1908, including payments on account of breakdowns, short time, &c., and payments for unemployment caused by disputes between employers and other classes of workpeople, but excluding payments on account of disputes to which members were party.			
		Ordinary Unemployed (including Breakdowns, Lock-outs, &c.).	Travelling.	Emigration, Fares to Jobs, Removals.	TOTAL.
		£	£	£	£

MINING AND QUARRYING—*continued.*

<b>COAL MINING—<i>cont.</i></b>					
<i>Cumberland.</i>					
Cumberland Miners ... ..	4,911	2,288	—	—	2,288
Cumberland County Colliery Enginemen	145	43	—	—	43
<i>Yorkshire.</i>					
Yorkshire Miners ... ..	78,357	—	—	—	—
Yorkshire Enginemen and Motormen ...	855	103	—	—	103
West Yorkshire Enginemen and Firemen	639	104	—	—	104
Yorkshire and Derbyshire Cokemen and Labourers.	200	—	—	—	—
<i>Lancashire and Cheshire.</i>					
Wigan, Bolton and District Colliery Enginemen.	230	49	—	—	49
St. Helens Colliery Enginemen ... ..	170	14	—	—	14
Farnworth Enginemen and Boilermen ...	61	11	—	—	11
Leigh Enginemen, Boilermen, and Stokers	134	—	—	—	—
Wigan and District Enginemen and Boilermen.	283	39	—	—	39
Lancashire Cokemen, Labourers, and Local Railway Servants.	255	33	—	—	33
Lancashire and Cheshire Miners' Federation.	71,526	—	—	—	—
Radcliffe, Ringley, and Little Lever Enginemen and Boilermen.	61	—	—	—	—
Walkden Enginemen and Boilermen ...	73	7*	—	—	7*
Skelmersdale Enginemen and Boilermen	70	—	—	—	—
<i>Midland Counties.</i>					
South Staffordshire and East Worcester-shire Amalgamated Miners.	2,128	—	—	—	—
North Staffordshire Miners' Federation... Engineers, Smiths, and Carpenters (Ilkeston).	12,604	3,603	—	—	3,603
Shropshire Enginemen ... ..	50	9	—	—	9
Derbyshire Miners ... ..	40	—	—	—	—
Nottinghamshire Miners ... ..	38,475	8,663	—	—	8,663
Miners' Protection Society for parts of Staffordshire, Worcestershire, and Salop.	30,753	4,284	—	—	4,284
Warwickshire Miners ... ..	1,473	—	—	—	—
Forest of Dean Miners ... ..	9,000	1,984†	—	—	1,984†
Shropshire Miners ... ..	2,420	—	—	—	—
Bristol Miners ... ..	1,800	106	—	—	106
Cannock Chase Miners, Enginemen, and Surfacemen.	2,268	793	—	—	793
Leicestershire Minres ... ..	7,500	528	—	—	528
	5,019	8,833	—	—	8,833

\* Includes Victim Pay.

† Includes Dispute Pay.

TOTAL AMOUNT PAID IN 1908 AS UNEMPLOYED BENEFITS BY EACH TRADE UNION FROM WHICH  
INFORMATION WAS RECEIVED—*continued.*

Name of Union.	Number of Members at end of 1908, (Members are males unless otherwise stated.)	Amount of UNEMPLOYED BENEFITS paid in 1908, including payments on account of breakdowns, short time, &c., and payments for unemployment caused by disputes between employers and other classes of workpeople, but excluding payments on account of disputes to which members were party.			
		Ordinary Unemployed (including Breakdowns, Lock-outs, &c.).	Travelling.	Emigration, Fares to Jobs, Removals.	TOTAL.
		£	£	£	£

MINING AND QUARRYING—*continued.*

<b>COAL MINING—<i>cont.</i></b>					
<i>Midland Counties—cont.</i>					
Pelsall District Miners ... ..	3,564	1,332	—	—	1,332
Somersetshire Miners ... ..	3,254	—	—	—	—
South Derbyshire Amalgamated Miners	3,508	3,623	—	—	3,623
Derbyshire and Notts Enginemen and Firemen.	1,450	217	—	—	217
Notts Under-Managers and Deputies ...	80	4	—	—	4
Somerset Enginemen and Firemen ...	120	—	—	—	—
Ilkeston Conservative Miners ... ..	104	—	—	—	—
National Deputies (Chesterfield)... ..	43	—	—	—	—
<i>Wales and Monmouthshire.</i>					
North Wales Enginemen ... ..	312	18	—	—	18
North Wales Miners ... ..	13,185	2,860	—	—	2,860
South Wales and Monmouthshire Colliery Winding Enginemen.	621	—	—	—	—
South Wales Miners' Federation ...	144,580	3,338*	—	—	3,338*
Monmouthshire and South Wales Colliery Enginemen, Stokers, and Surface Craftsmen.	8,564	1,063	—	—	1,063
North Wales Surfacemen ... ..	79	5	—	—	5
North Wales Mining Officials ... ..	106	—	—	—	—
<i>Scotland.</i>					
Associated Engine Keepers of Fife and Kinross.	381	4	—	—	4
Fife and Kinross Miners ... ..	18,000	—	—	—	—
United Engine Keepers of Scotland ...	2,350	—	—	—	—
Amalgamated Miners and Manual Workers.	3,000	—	—	—	—
Ayrshire Miners' Federal Union... ..	9,560	—	—	—	—
Clackmannanshire Miners ... ..	1,207	—	—	—	—
Mid and East Lothian Miners ... ..	7,500	1	—	—	1
Kirkintilloch and Twechar Miners ...	540	—	—	—	—
Lanarkshire Miners ... ..	33,000	—	—	—	—
Stirlingshire Miners† ... ..	6,000	—	—	—	—†
<i>Ireland.</i>					
Kilkenny Miners ... ..	268	—	—	—	—
<b>OTHER MINING AND QUARRYING.</b>					
Gateshead and Newcastle District Quarrymen.	302	—	—	—	—
Cleveland Miners and Quarrymen ...	9,605	2,507	—	—	2,507
North Wales Quarrymen ... ..	2,357	—	—	—	—
Settmakers of Great Britain and Ireland	2,039	—	—	—	—

\* No provision is made in the rules for the payment of Unemployed Benefit, but payments were made in 1908 in accordance with the decision of a Special Conference.

† Figures for 1908 not available, but in 1906, when a return was received, no payments were made.



TOTAL AMOUNT PAID IN 1908 AS UNEMPLOYED BENEFITS BY EACH TRADE UNION FROM WHICH INFORMATION WAS RECEIVED—*continued.*

Name of Union.	Number of Members at end of 1908. (Members are males unless otherwise stated.)	Amount of UNEMPLOYED BENEFITS paid in 1908, including payments on account of breakdowns, short time, &c., and payments for unemployment caused by disputes between employers and other classes of workpeople, but excluding payments on account of disputes to which members were party.			
		Ordinary Unemployed (including Breakdowns, Lock-outs, &c.).	Travelling.	Emigration, Fares to Jobs, Removals.	TOTAL.
		£	£	£	£

MINING AND QUARRYING—*continued.*

OTHER MINING AND QUARRYING— <i>continued.</i>					
National Quarrymen ... ..	850	—	—	—	—
Furness Iron Miners and Quarrymen ...	548	460	—	—	460
Cumberland Iron Ore Miners and Kindred Trades.	2,026	—	—	—	—
Scottish Shale Miners and Manual Workers.	1,050	—	—	—	—
Cumberland Limestone Quarrymen ...	240	250*	—	—	250*
Ballachulish Quarriers ... ..	275	—	—	—	—
National Iron Ore Miners (Cleator Moor)	753	210	—	—	210

## METAL ENGINEERING AND SHIPBUILDING TRADES.

IRON AND STEEL MANUFACTURE.					
British Steel Smelters, Mill, Iron and Tinplate Workers.	Males, 14,794 Females, 334	12,285	—	—	12,285
Associated Iron and Steel Workers ...	5,965	40	—	—	40
National Steel Workers' Association, Engineering and Labour League.	1,513	—	—	—	—
Amalgamated Steel and Iron Workers ...	5,552	—	—	—	—
Amalgamated Iron and Steel Workers and Mechanics of South Wales and Monmouthshire.	3,760	—	—	—	—
Welsh Artizans' United Association ...	850	25	—	—	25
Sheffield and District Organised Roll Turners.	46	23	—	—	23
National Amalgamated Enginemen, Cranemen, Boilermen, Firemen, and Electrical Workers.	3,210	264†	†	—	264
United Hammermen and Forge Furnacemen.‡	35	—	—	—	—
Cleveland and Durham Blast-furnacemen and Coke Workers.	4,178	—	—	—	—
Cumberland and Lancashire District of the National Federation of Blast-furnacemen.	2,426	—	—	—	—
Midland Blastfurnacemen ... ..	1,006	—	—	—	—
Eastern Midland Blastfurnacemen and Ironstone Miners.	369	—	—	—	—
South Wales and Monmouthshire District of the National Federation of Blastfurnacemen.	436	—	—	—	—
Scottish Steam, Hydraulic and Electric Workers.	159	—	—	—	—

\* No provision is made in the rules for the payment of Unemployed Benefit, but grants were made in 1908 as a result of a ballot of the members.

† Travelling included with Ordinary Unemployed, unemployed members receiving the same benefit whether travelling or not.

‡ Union dissolved in 1909.

TOTAL AMOUNT PAID IN 1908 AS UNEMPLOYED BENEFITS BY EACH TRADE UNION FROM WHICH INFORMATION WAS RECEIVED—*continued*.

Name of Union.	Number of Members at end of 1908. (Members are males unless otherwise stated.)	Amount of UNEMPLOYED BENEFITS paid in 1908, including payments on account of breakdowns, short time, &c., and payments for unemployment caused by disputes between employers and other classes of workpeople, but excluding payments on account of disputes to which members were party.			
		Ordinary Unemployed (including Breakdowns, Lock-outs, &c.).	Travelling.	Emigration, Fares to Jobs, Removals.	TOTAL.
		£	£	£	£

METAL, ENGINEERING AND SHIPBUILDING TRADES—*continued*.

## IRONFOUNDING.

Friendly Society of Iron Founders ...	<i>In United Kingdom,*</i> 18,787, <i>Abroad,</i> 232.	67,560	253	—	67,813
Associated Iron Moulders of Scotland ...	<i>In United Kingdom,</i> 8,131, <i>Abroad,</i> 165.	38,683†	†	—	38,683
Associated Iron, Steel, and Brass Dressers of Scotland.	1,065	2,226	—	—	2,226
Iron and Steel Dressers ... ..	1,439	2,504	116	—	2,620
Welsh Iron Founders ... ..	542	—	—	—	—
Central Iron Moulders of Scotland ...	4,471	679	27	Emigration 20	726
Amalgamated Moulders ... ..	1,276	1,212	10	—	1,222
National Stove, Grate, Fender and General Light Metal Workers.	1,000	482	—	Emigration, 5	487
Amalgamated Core Makers ... ..	1,341	4,315	97	Fares, 16	4,428

## ENGINEERING.

## GENERAL.

Steam Engine Makers ... ..	<i>In United Kingdom,</i> 12,890, <i>Abroad,</i> 82.	13,329‡	‡	‡	13,329
Machine, Engine, and Iron Grinders and Glazers.	767	420	6	—	426
United Machine Workers ... ..	5,152	7,289†	†	Fares, 32	7,321
Machine, Engine, and Iron Grinders (Glasgow).	96	56	—	—	56
Amalgamated Engineers ... ..	<i>In United Kingdom,</i> 100,151 <i>Abroad,</i> 7,969	183,300§	§	§	183,300
United Pattern Makers ... ..	6,997	24,274§	§	§	24,274
Iron Safe Engineers ... ..	116	118	—	—	118
Amalgamated Toolmakers, Engineers and Machinists.	3,710	6,457	25	Fares, 29	6,511
National United Engineers ... ..	35	187†	†	—	187
Smiths, Fitters, Hot Water and Steam Engineers.	70	29	—	—	29
General Iron Fitters ... ..	1,060	503†	†	—	503
Dublin Mechanical Engineers, Whitesmiths, Iron Workers and Pipe Fitters, Locksmiths, Bellhangers, &c.	50	15	—	—	15

\* Exclusive of the Members of Juvenile Branches.

† Travelling included with Ordinary Unemployed, unemployed members receiving the same benefit whether travelling or not.

‡ Travelling and Fares to Jobs included with Ordinary Unemployed (estimated figure).

§ Travelling and Fares to Jobs included with Ordinary Unemployed.



TOTAL AMOUNT PAID IN 1908 AS UNEMPLOYED BENEFITS BY EACH TRADE UNION FROM WHICH INFORMATION WAS RECEIVED—*continued*.

Name of Union.	Number of Members at end of 1908. (Members are males unless otherwise stated.)	Amount of UNEMPLOYED BENEFITS paid in 1908, including payments on account of breakdowns, short time, &c., and payments for unemployment caused by disputes between employers and other classes of workpeople, but excluding payments on account of disputes to which members were party.			
		Ordinary Unemployed (including Breakdowns, Lock-outs, &c.).	Travelling.	Emigration, Fares to Jobs, Removals.	TOTAL.
		£	£	£	£
<b>METAL, ENGINEERING AND SHIPBUILDING TRADES—<i>continued</i>.</b>					
<b>ENGINEERING—<i>cont.</i></b>					
<b>GENERAL—<i>cont.</i></b>					
Sporting and Military Gun Workers ...	62	8	—	—	8
Associated Pattern-makers of Scotland (Falkirk).	214	260	—	—	260
Cardiff Spring Fitters and Vicemen ...	28	—	—	—	—
Newcastle Whitesmiths and Heating Engineers.	74	115	—	—	115
Amalgamated Machine Makers (Lincoln)	60	24	—	—	24
Leeds Grinders and Glazers ...	40	15	—	—	15
National Heating and Domestic Engineers, Whitesmiths and General Iron-workers.	800	586	—	—	586
<b>SMITHS, HAMMERMEN, &amp;C.</b>					
Co-operative Smiths ...	1,056	3,647	—	—	3,647
Associated Blacksmiths and Ironworkers	2,882	6,315*	*	—	6,315
Liverpool Hammermen ...	130	—	—	—	—
Amalgamated Smiths and Strikers ...	3,170	1,262	37	—	1,299
Spring Smiths and Strikers (Sheffield)...	150	224	—	—	224
United Smiths of Ireland (Dublin) ...	74	8	—	—	8
Smiths' Hammermen (South Wales) ...	264	13	—	Fares, 1	14
National United Smiths and Hammermen	1,093	1,243*	*	Fares, 8	1,251
Combined Smiths of Great Britain and Ireland.	512	836	—	—	836
<b>BRASS AND COPPER TRADES.</b>					
Dublin Brass Founders, Finishers, and Gasfitters.	147	116	†	Fares, 1	117†
Manchester Brass Founders, Turners, Fitters, Finishers, and Coppersmiths.	942	1,460	116†	Fares, 8	1,584†
Liverpool, Crewe, Barrow, and Stoke Brass Founders.	589	1,234	21†	Fares, 5	1,260†
North of England Brass Turners, Fitters, and Finishers.	735	3,570†	22†	Emigration, 6 Fares, 4	3,602†‡
London United Brass Founders, Turners, Fitters, and Finishers.	421	487	3‡	Fares, 1‡	491†
Bristol Brass Founders and Finishers ...	88	51	7†	—	58†
Belfast Brass Fitters, Turners, Moulders and Coppersmiths.§	285	141	3†	Emigration, 26 Fares, 2	172†§
Birmingham Operative Brass Cock Finishers.	62	16	—	—	16

\* Travelling included with Ordinary Unemployed, unemployed members receiving the same benefit whether travelling or not.

† These Unions were federated under the title of the United Journeymen Brassfounders, Turners, Fitters, Finishers and Coppersmiths' Association of Great Britain and Ireland, mutual arrangements existing for the relief of members travelling. The amounts given include payments to members of the Union making the return and also to the members of other federated Unions.

‡ Estimated.

§ Particulars of Benefit expenditure are for 1906, later figures for 1908 not being available.



TOTAL AMOUNT PAID IN 1908 AS UNEMPLOYED BENEFITS BY EACH TRADE UNION FROM WHICH INFORMATION WAS RECEIVED—*continued*.

Name of Union.	Number of Members at end of 1908. (Members are males unless otherwise stated.)	Amount of UNEMPLOYED BENEFITS paid in 1908, including payments on account of breakdowns, short time, &c., and payments for unemployment caused by disputes between employers and other classes of workpeople, but excluding payments on account of disputes to which members were party.			
		Ordinary Unemployed (including Breakdowns, Lock-outs, &c.).	Travelling.	Emigration, Fares to Jobs, Removals.	TOTAL.
		£	£	£	£

METAL, ENGINEERING AND SHIPBUILDING TRADES—*continued*.

ENGINEERING—*cont.*

BRASS AND COPPER TRADES—*cont.*

London and Provincial Coppersmiths and Metal Workers.	611	452*	*	—	452
Hull Brass Founders, Turners, Fitters, Finishers and Coppersmiths.	225	459	4†	Fares, 3	466†
Leeds Brass Founders and Finishers† ...	128	163	5†	—	168†
East of Scotland Brass Founders ...	475	655§	7†	Emigration, 9 Fares, 1	672†§
North of England Brass, Aluminium, Bronze, and Kindred Alloys Moulders.	580	4,450§	25†	Emigration, 3 Fares, 2	4,480†§
Liverpool United Coppersmiths and Braziers.	96	249	7†	Fares, 3	259†
Bury Brass Founders and Finishers ...	82	129	—†	—	129†
Nottingham Brass Founders and Finishers	82	116	14†	Fares, 2	132†
Oldham Brass Founders ...	320	425	40†	—	465†
Aberdeen Brass Founders and Coppersmiths.	54	82	1†	—	83†
Wigan Brass Founders, Turners, Fitters, Finishers and Coppersmiths.	87	146	16†	Fares, 1	163†
National Amalgamated Brass Workers and Metal Mechanics.	7,282	6,038	—	Emigration, 12	6,050
Derby, Burton, and Coventry Brass Founders, Turners, Fitters, Electrical and General Brass Finishers, and Coppersmiths.	144	170	24†	Fares, 2	196†
London Amalgamated Brass Workers ...	274	374	—	—	374
Dundee Brass Founders and Finishers	96	114	2†	Fares, 1	117†
Scottish Brass Moulders ...	589	1,203	—	—	1,203
United Coppersmiths (Glasgow) ...	340	335	—	—	335¶
West of Scotland Brass Turners, Fitters, and Finishers.†	1,000	2,054	—†	—	2,054†**
London United Brass and General Metal Founders.	165	218	—	—	218
Greenock, Port Glasgow and District Brass Turners, Fitters, and Finishers.	100	389	3†	Fares, 3	395†
Perth Operative Brass Founders and Finishers.†	23	8	1†	—	9†
Barrhead and District Brass Finishers ...	40	20*	*†	—	20†

\* Travelling included with Ordinary Unemployed, unemployed members receiving the same benefit whether travelling or not.

† These Unions were federated under the title of the United Journeymen Brassfounders, Turners, Fitters, Finishers and Coppersmiths' Association of Great Britain and Ireland, mutual arrangements existing for the relief of members travelling. The amounts given include payments to members of the Union making the return and also to the members of other federated Unions.

‡ In 1909 this Union joined the Manchester Brass Founders, Turners, Fitters, Finishers and Coppersmiths' Society.

§ Estimated.

|| Union dissolved in 1909.



TOTAL AMOUNT PAID IN 1908 AS UNEMPLOYED BENEFITS BY EACH TRADE UNION FROM WHICH INFORMATION WAS RECEIVED—*continued*.

Name of Union.	Number of Members at end of 1908. (Members are males unless otherwise stated.)	Amount of UNEMPLOYED BENEFITS paid in 1908, including payments on account of breakdowns, short time, &c., and payments for unemployment caused by disputes between employers and other classes of workpeople, but excluding payments on account of disputes to which members were party.			
		Ordinary Unemployed (including Breakdowns, Lock-outs, &c.).	Travelling.	Emigration, Fares to Jobs, Removals.	TOTAL.
		£	£	£	£

METAL, ENGINEERING AND SHIPBUILDING TRADES—*continued*.ENGINEERING—*cont.*

## LABOURERS.

Amalgamated Machine and General Labourers.	1,000	—	—	—	—
Heywood and District Union of Machine and General Labour.	130	129	—	—	129

## OTHER ENGINEERING TRADES.

*Textile Machinery Fittings, Manufacture, &c.*

Blackburn and East Lancashire Roller Coverers.	22	13	—	—	13
United Operative Spindle and Flyer Makers.	1,263	239	—	—	239
Belfast and District Hackle and Gill Makers.	108	82*	*	—	82
Blackburn Associated Reedmakers ...	27	7	—	—	7
Wire Card Setting Machine Tenters ...	222	62	—	—	62
Carriage Straighteners (Nottingham) ...	69	7	—	—	7
Operative Roller Makers . . . . .	366	283	—	—	283
Amalgamated Block, Roller and Stamp Cutters.	289	109	—	—	109
Spring and Doffing Plate Makers and Grinders.	152	111	—	—	111
Amalgamated Bobbin, Carriage, Comb, and Dropper Makers.	484	197	—	—	197
Amalgamated Shuttlemakers ...	330	777	—	—	777
Amalgamated Wool-comb, Hackle and Gill Makers.	199	195	—	—	195

*Electrical and Scientific Engineering.*

Mathematical, Optical, and Philosophical Instrument Makers.	278	348	—	—	348
Scientific Instrument Makers ...	1,080	1,461	—	—	1,461
Electrical Trades Union ...	1,709	1,175	10	—	1,185
Electrical Winders of Great Britain (London).	84	43	—	—	43

## SHIPBUILDING.

## GENERAL.

River Thames Ship Caulkers ...	83	—	—	—	—
Shipwrights of the Port of London ...	646	—	—	—	—
United Boiler Makers and Iron and Steel Shipbuilders.	<i>In United Kingdom,</i> 50,802 <i>Abroad,</i> 454	113,879	398	Fares, 139	114,416

\* Travelling included with Ordinary Unemployed, unemployed members receiving the same benefit whether travelling or not.

TOTAL AMOUNT PAID IN 1908 AS UNEMPLOYED BENEFITS BY EACH TRADE UNION FROM WHICH INFORMATION WAS RECEIVED—*continued.*

Name of Union.	Number of Members at end of 1908. (Members are males unless otherwise stated.)	Amount of UNEMPLOYED BENEFITS paid in 1908, including payments on account of breakdowns, short time, &c., and payments for unemployment caused by disputes between employers and other classes of workpeople, but excluding payments on account of disputes to which members were party.			
		Ordinary Unemployed (including Breakdowns, Lock-outs, &c.).	Travelling.	Emigration, Fares to Jobs, Removals.	TOTAL.
		£	£	£	£

METAL, ENGINEERING AND SHIPBUILDING TRADES—*continued.*SHIPBUILDING—*cont.*GENERAL—*cont.*

Liverpool Shipwrights ... ..	924	—	—	—	—
River Thames Barge Builders ... ..	366	651	—	—	651
Liverpool and Birkenhead Ship and House Painters.	498	—	—	—	—
Ship Constructive and Shipwrights' Association.	20,993	17,354*	*	—	17,354
Tank Rivetters, Holders-up, and Caulkers (London).	96	114	—	—	114
Boiler Sealers and Stokehold Labourers (London).†	40	—	—	—	—
Amalgamated Drillers and Hole Cutters‡	857	1,580*	*	Fares, 13	1,593
Sheet Iron Workers, Light Platers, and Ship Range Makers.	519	—	—	—	—

## RIGGERS AND SAILMAKERS.

Loyal London United Riggers ... ..	45	—	—	—	—
Liverpool Riggers ... ..	109	—	—	—	—
Clyde Federated Ship Riggers (Glasgow)†	70	—	—	—	—
Federated Sailmakers of Great Britain and Ireland.§					
Glasgow Branch ... ..	114	120	—	—	120
London Branch ... ..	75	—	—	—	—
Hull Branch ... ..	54	—	—	—	—
Cardiff Sailmakers ... ..	21	—	—	—	—

## TIN PLATE MAKING.

Tin and Sheet Millmen ... ..	Males, 2,190. Females, 60	—	—	—	—
------------------------------	------------------------------------	---	---	---	---

## FARRIERS.

Dublin Regular Operative Farriers ...	101	10	—	—	10
Cork Regular Operative Farriers ...	20	2	—	—	2
Edinburgh and Leith Journeymen Horse Shoers.	62	—	—	—	—
Aberdeen and District Horse Shoers ...	34	—	—	—	—
Old West End Farriers ... ..	262	190	—	—	190
Amalgamated Farriers ... ..	2,076	711	19	—	730

\* Travelling included with Ordinary Unemployed, unemployed members receiving the same benefit whether travelling or not.

† Union dissolved in 1909.

‡ In 1910 this Union joined the Ship Constructive and Shipwrights' Association.

§ The total membership of the 12 branches of this Association at the end of 1908 was 482. Each branch has its own rules.



TOTAL AMOUNT PAID IN 1908 AS UNEMPLOYED BENEFITS BY EACH TRADE UNION FROM WHICH INFORMATION WAS RECEIVED—*continued.*

Name of Union.	Number of Members at end of 1908. (Members are males unless otherwise stated.)	Amount of UNEMPLOYED BENEFITS paid in 1908, including payments on account of breakdowns, short time, &c., and payments for unemployment caused by disputes between employers and other classes of workpeople, but excluding payments on account of disputes to which members were party.			
		Ordinary Unemployed (including Breakdowns, Lock-outs, &c.).	Travelling.	Emigration, Fares to Jobs, Removals.	TOTAL.
		£	£	£	£

**METAL, ENGINEERING AND SHIPBUILDING TRADES—*continued.***

<b>TIN AND IRON PLATE AND SHEET METAL WORKERS, &amp;c.</b>					
Dublin Tinsmiths and Sheet Metal Workers.	85	76*	—	—	76*
London Braziers ... ..	44	12	—	—	12
Scottish Tin Plate and Sheet Metal Workers.	879	827*†	†	Emigration, 18	845*
Wolverhampton Operative Tin Plate Workers.	774	744*†	†	—	744*
Oldham Tin Plate Workers ... ..	208	225*	2*	—	227*
Bradford and District Sheet Metal Workers.	52	41*	2*	—	43*
Leeds and District Sheet Metal Workers	90	42*	1*	—	43*
Birmingham Operative Tin Plate, Sheet Metal Workers and Braziers.	1,500	1,969*	—	Emigration, 2	1,971*
General Union of Braziers and Sheet Metal Workers.	2,061	2,728*	76*	Fares, 19	2,823*
Edinburgh Tin Plate Workers and Gas Meter Makers.	449	47*†	†	—	47*
Galvanized Hollow-ware, Sheet Metal Workers and Braziers.	350	75	—	Fares, 1	76
London Society of Tin Canister and Preserved Provision Case Makers, and General Tin Plate Workers.	51	1	—	—	1
Belfast Sheet Metal Workers and Gas Fitters.	127	66*	1*	—	67*
Aberdeen and District Sheet Metal Workers.	189	3*	—	—	3*
Exeter and District Tin and Iron Plate Workers and Gas Meter Makers.	81	14*	—	—	14*
Bristol Tin and Iron Plate Works ...	88	25*	—	—	25*
London Iron Plate Workers, Braziers, and Mounting Forgers.	68	25*	1*	—	26*
London Sheet Metal Workers, Braziers, and Gas Meter Makers.	1,560	1,626*†	†	Emigration, 34	1,660*
Coventry Sheet Metal Workers ... ..	46	1	—	—	1
<b>CUTLERY AND EDGE TOOL TRADES.</b>					
Saw Grinders (Sheffield) ... ..	72	34	—	—	34
Table Blade Forgers and Strikers (Sheffield).	182	—	—	—	—
Razor Blade Forgers (Sheffield) ... ..	70	165	—	—	165
Saw Makers (Sheffield) ... ..	290	150	—	—	150
Birmingham, Bristol and Sheffield Planemakers.	78	146	—	—	146
Spring Knife Grinders and Finishers (Sheffield).	350	—	—	—	—
Pen and Pocket Blade Forgers (Sheffield)	78	2	—	—	2

\* These amounts are in many cases inclusive of payments to members of other branches of the National Amalgamated Sheet Metal Workers and Braziers of Great Britain.

† Travelling included with Ordinary Unemployed, unemployed members receiving the same benefit whether travelling or not.

TOTAL AMOUNT PAID IN 1908 AS UNEMPLOYED BENEFITS BY EACH TRADE UNION FROM WHICH INFORMATION WAS RECEIVED—*continued.*

Name of Union.	Number of Members at end of 1908. (Members are males unless otherwise stated.)	Amount of UNEMPLOYED BENEFITS paid in 1908, including payments on account of breakdowns, short time, &c., and payments for unemployment caused by disputes between employers and other classes of workpeople, but excluding payments on account of disputes to which members were party.			
		Ordinary Unemployed (including Breakdowns, Lock-outs, &c.).	Travelling.	Emigration, Fares to Jobs, Removals.	TOTAL.
		£	£	£	£

METAL, ENGINEERING AND SHIPBUILDING TRADES—*continued.*CUTLERY AND EDGE TOOL TRADES—*continued.*

Amalgamated Engineers' Tool Makers (Sheffield).	34	10	—	—	10
Amalgamated Edge Tool Trade, &c., Society.	290	—	—	—	—
Saw Handle Trade Society (Sheffield) ...	66	—	—	—	—
Table and Butcher Blade Grinders (Sheffield).	146	—	—	—	—
Wool Shear Makers, Grinders, Finishers, and Benders (Sheffield).	95	43	—	—	43
Table and Butcher Knife Hafters (Sheffield).	300	—	—	—	—
Sheep Shear Makers, Grinders, Finishers, and Benders (Sheffield).	76	191	—	—	191

## FILEMAKERS.

Hand File Cutters (Sheffield) ...	Males, 112 Females, 8	34	—	—	34
File Hardeners (Sheffield) ...	110	39	—	—	39
Sheffield File Forgers ...	110	—	—	—	—
Sheffield Machine File Cutters ...	110	12	—	—	12

## GOLDSMITHS, JEWELLERS, &amp;c.

Gold Beaters ...	53	70	—	—	70
London Goldsmiths and Jewellers ...	634	540	—	—	540
London General Engravers and Carvers*	32	3	—	—	3

## SILVER AND ELECTRO-PLATE WORKERS.

Sheffield Silversmiths ...	575	542	8	Emigration, 3 Fares, 3	556
Silversmiths and Electro-plate Operatives (Birmingham and London).	573	539	—	—	539
Sheffield Silver and Electro-plate Finishers.	127	90	—	—	90
London Silver Spoon and Fork Finishers	17	7	—	—	7
London Silver Plate Workers ...	90	61	—	—	61
London Silver Plate Polishers ...	64	85	—	—	85
Spoon and Fork Filers, Odd Workers and Stampers (Sheffield).	63	1	—	—	1
Birmingham Britannia Metal Workers ...	62	35	—	—	35
London Silver Workers ...	150	54	—	—	54
Sheffield Silver Platers and Gilders ...	38	41	—	—	41

\* Union dissolved in 1909.



TOTAL AMOUNT PAID IN 1908 AS UNEMPLOYED BENEFITS BY EACH TRADE UNION FROM WHICH INFORMATION WAS RECEIVED—*continued.*

Name of Union.	Number of Members at end of 1908. (Members are males unless otherwise stated.)	Amount of UNEMPLOYED BENEFITS paid in 1908, including payments on account of breakdowns, short time, &c., and payments for unemployment caused by disputes between employers and other classes of workpeople, but excluding payments on account of disputes to which members were party.			
		Ordinary Unemployed (including Breakdowns, Lock-outs, &c.).	Travelling.	Emigration, Fares to Jobs, Removals.	TOTAL.
		£	£	£	£
<b>METAL, ENGINEERING AND SHIPBUILDING TRADES—<i>continued.</i></b>					
<b>LOCK, HINGE, &amp;c., MAKERS.</b>					
Amalgamated Lock, Latch and Key Makers.	325	58	—	—	58
Walsall Buckle, Chain, Cart Gear, and Case Hame Makers.	99	—	2	—	2
<b>TUBE AND ZINC WORKERS.</b>					
London Operative Zinc Workers ...	86	89	—	—	89
Amalgamated Tube Trade Society ...	350	—	—	—	—
National Amalgamated Metal, Wire, and Tube Workers.	508	165	—	—	165
<b>WIRE WEAVERS AND WORKERS.</b>					
Federal Wire Weavers.*					
Glasgow Branch ... ..	112	53	3	Emigration, 21 Fares, 6	77
Amalgamated Wire Drawers of Great Britain.	2,590	559	—	—	565
Federal Wire Workers of Great Britain and Ireland.†					
London Branch ... ..	60	78	2	—	80
Glasgow Branch ... ..	36	13	3	—	16
<b>CHAIN, NAIL, NUT AND BOLT MAKERS.</b>					
National Amalgamated Nut and Bolt Makers.	500	—	—	—	—
Shoe Rivet and Wire Nail Makers (Birmingham).	60	31	—	—	31
Block Chain Makers (Cradley Heath) ...	330	1,310	—	—	1,310
Chain Makers and Strikers ... ..	1,260	4,315	—	—	4,315
Oakengates Casters ... ..	93	—	—	—	—
Hammered Chain Makers‡	510	—	—	—	—
Frost Cog and Screw Makers ... ..	85	—	—	—	—
<b>OTHER METAL TRADES.</b>					
Loughborough Needle Makers ... ..	22	—	—	—	—
Amalgamated Anvil and Vice Makers ...	310	116	—	—	116
Bedstead Workmen ... ..	1,508	1,226	—	Fares, 9	1,235
Wednesfield Spring Trap Makers ...	3	—	—	—	—
Military Musical Instrument Makers ...	109	48	—	—	48
Amalgamated Anchorsmiths and Shackle Makers.	102	148	—	—	148

\* The total membership of the five branches of the Federal Union of Wire Weavers of the United Kingdom at the end of 1908 was 213. Each branch has its own rules.

† The total membership of the five branches of the Federal Union of Wire Workers of Great Britain and Ireland at the end of 1908 was 127. Each branch has its own rules.

‡ In 1909 this Union joined the National Federation of Women Workers.

TOTAL AMOUNT PAID IN 1908 AS UNEMPLOYED BENEFITS BY EACH TRADE UNION FROM WHICH INFORMATION WAS RECEIVED—*continued.*

Name of Union.	Number of Members at end of 1908. (Members are males unless otherwise stated.)	Amount of UNEMPLOYED BENEFITS paid in 1908, including payments on account of breakdowns, short time, &c., and payments for unemployment caused by disputes between employers and other classes of workpeople, but excluding payments on account of disputes to which members were party.			
		Ordinary Unemployed (including Breakdowns, Lock-outs, &c.).	Travelling.	Emigration, Fares to Jobs, Removals.	TOTAL.
		£	£	£	£

METAL, ENGINEERING AND SHIPBUILDING TRADES—*continued.*

<b>OTHER METAL TRADES—<i>cont.</i></b>					
Forgemen, Blacksmiths, Fork Drawers, Fork Makers and Spade Finishers (Stourbridge).*	27	2	—	—	2
Amalgamated Fire Iron Makers (Birmingham).	40	15	—	—	15

TEXTILE TRADES.

<b>COTTON PREPARING AND SPINNING.</b>					
<b>CARD, BLOWING, AND RING ROOM OPERATIVES.</b>					
Bolton Card Blowing Ring and Throstle Room Operatives.	Males, 1,258 Females, 8,706	3,302	—	Emigration, 19.	3,321
Stockport Card and Blowing Room, Ring and Throstle Spinners.	Males, 270 Females, 1,565	516	—	—	516
Hyde and District Card, Blowing and Ring Frame Room Operatives.	Males, 350 Females, 1,850	3,237	—	—	3,237
Heywood Card and Blowing Room and Ring Frame Operatives.	Males, 300 Females, 1,250	809	—	—	809
Mossley Card and Blowing Room Operatives.	Males, 156 Females, 634	523	—	—	523
Bury and District Card, Blowing and Ring Room Operatives.	Males, 410 Females, 820	454	—	—	454
Blackburn Card and Blowing Room Operatives and Ring Spinners.	Males, 372 Females, 1,488	1,017	—	—	1,017
Macclesfield Card and Blowing Room and Ring Spinners.	Males, 40 Females, 130	262	—	—	262
Oldham Provincial Card and Blowing Room and Ring Frame Operatives.	Males, 2,518 Females, 14,776	10,083	—	—	10,083
Accrington Card and Blowing Room Operatives and Ring Spinners.	Males, 387 Females, 1,163	1,657	—	—	1,657

\* Union dissolved in 1909.



TOTAL AMOUNT PAID IN 1908 AS UNEMPLOYED BENEFITS BY EACH TRADE UNION FROM WHICH INFORMATION WAS RECEIVED—*continued.*

Name of Union.	Number of Members at end of 1908. (Members are males unless otherwise stated.)	Amount of UNEMPLOYED BENEFITS paid in 1908, including payments on account of breakdowns, short time, &c., and payments for unemployment caused by disputes between employers and other classes of workpeople, but excluding payments on account of disputes to which members were party.			
		Ordinary Unemployed (including Breakdowns, Lock-outs, &c.).	Travelling.	Emigration, Fares to Jobs, Removals.	TOTAL.
		£	£	£	£

TEXTILE TRADES—*continued.*

<b>COTTON PREPARING AND SPINNING</b> — <i>continued.</i>					
CARD, BLOWING, AND RING ROOM OPERATIVES— <i>cont.</i>					
Glossop Card and Blowing Room Operatives.*	Males, 41 Females, 105	192	—	—	192
Rochdale Card and Blowing Room Operatives and Ring Spinners.	Males, 1,384 Females, 2,820	2,049	—	—	2,049
South-east Lancashire Provincial Card and Blowing Room Operatives.	Males, 1,392 Females, 4,000	4,045	—	—	4,045
Wigan and District Card Room Operatives, Ring Spinners, and Twist Makers-up.	Males, 230 Females, 1,548	163	—	—	163
Bacup and District Card, Blowing, and Ring Spinners.	Males, 68 Females, 21	8	—	—	8
Preston Card and Blowing Room and Ring Spinners.	Males, 140 Females, 890	453	—	—	453
Yorkshire Provincial Card, Blowing and Ring Room Operatives.	Males, 41 Females, 115	70	—	—	70
Manchester and Salford Ring Spinners...	Females, 268	—	—	—	—
<b>SPINNERS.</b>					
Amalgamated Cotton Spinners, Self-actor Minders, and Twiners.	Spinners, 22,837 Piecers, 30,054	71,601	—	Emigration, 76	71,677
<b>COTTON WEAVING.</b>					
<b>OVERLOOKERS.</b>					
Glasgow and West or Scotland Power Loom Tenters.	220	214†	—	†	214
Blackburn and District Power Loom Overlookers.	1,415	3,165	—	—	3,165
Darwen and District Power Loom Overlookers.	400	1,654	—	—	1,654
National Power Loom Overlookers ...	590	628	—	Fares, 13	641

\* In 1909 this Union joined the Hyde and District Card Blowing and Ring Frame Room Operatives.

† Emigration included with Ordinary Unemployed.

TOTAL AMOUNT PAID IN 1908 AS UNEMPLOYED BENEFITS BY EACH TRADE UNION FROM WHICH  
INFORMATION WAS RECEIVED—*continued.*

Name of Union.	Number of Members at end of 1908. (Members are males unless otherwise stated.)	Amount of UNEMPLOYED BENEFITS paid in 1908, including payments on account of breakdowns, short time, &c., and payments for unemploy- ment caused by disputes between employers and other classes of workpeople, but excluding payments on account of disputes to which members were party.			
		Ordinary Unemployed (including Breakdowns, Lock-outs, &c.).	Travelling.	Emigration, Fares to Jobs, Removals.	TOTAL.
		£	£	£	£

TEXTILE TRADES—*continued.*

COTTON WEAVING—*cont.*

OVERLOOKERS—*cont.*

Church and Oswaldtwistle Power Loom Overlookers.	81	65	—	—	65
Heywood and District Power Loom Overlookers.	82	153	—	—	153
Oldham Power Loom Overlookers ...	199	177	—	—	177
Bolton and District Power Loom Overlookers.	342	369	—	—	369
Stalybridge and District Power Loom Overlookers.	83	81	—	—	81
Ashton-under-Lyne Power Loom Overlookers.	167	538	—	—	538
Hyde and District Power Loom Overlookers.	110	37	—	—	37
Preston and Districts Power Loom Overlookers.	654	613	—	—	613
Radcliffe and District Power Loom Overlookers.	102	41	—	—	41
Accrington and District Power Loom Overlookers.	128	247	—	—	247
Chorley and District Power Loom Overlookers.	176	340	—	—	340
Bamber Bridge Power Loom Overlookers.	83	120	—	—	120
Colne and District Power Loom Overlookers.	318	454	—	—	454
Burnley and District Loom Overlookers	574	529	—	—	529
United Power Loom Overlookers ...	532	991	—	—	991
Longridge and District Power Loom Overlookers.	44	13	—	—	13
Nelson and District Power Loom Overlookers.	527	378	—	—	378
Haslingden and District Power Loom Overlookers.	105	46	—	—	46
Bury and District Power Loom Overlookers.	131	254	—	—	254
Leigh Power Loom Overlookers ...	53	50	—	—	50
Skipton and District Power Loom Overlookers.	113	87	—	—	87

WARP DRESSERS AND WARPERS.

Amalgamated Mill Warpers, Rochdale Branch.*	216	1,159	—	Fares, 3	1,162
Manchester and District Warp Dressers...	436	471	1	—	472
Nelson and District Warp Dressers ...	1,208	674	—	—	674
Chorley and District Warp Dressers ...	47	99	—	—	99
Rochdale and District Warp Dressers ...	175	268	1	—	269
Scottish Ball Warp Brush Beamerst† ...	34	—	—	—	—

\* The total membership of the 15 branches of the Amalgamated Society of Mill Warpers at the end of 1903 was 750. Each branch has its own rules.

† Union dissolved in 1909.



TOTAL AMOUNT PAID IN 1908 AS UNEMPLOYED BENEFITS BY EACH TRADE UNION FROM WHICH INFORMATION WAS RECEIVED—*continued.*

Name of Union.	Number of Members at end of 1908. (Members are males unless otherwise stated.)	Amount of UNEMPLOYED BENEFITS paid in 1908, including payments on account of breakdowns, short time, &c., and payments for unemployment caused by disputes between employers and other classes of workpeople, but excluding payments on account of disputes to which members were party.			
		Ordinary Unemployed (including Breakdowns, Lock-outs, &c.).	Travelling.	Emigration, Fares to Jobs, Removals.	TOTAL.
		£	£	£	£

TEXTILE TRADES—*continued.*

<b>COTTON WEAVING—<i>cont.</i></b>					
TAPE SIZERS.					
Darwen Tape Sizers ... ..	113	184	—	—	184
Accrington and Church Tape Sizers ...	66	154	—	—	154
Amalgamated Tape Sizers ... ..	151	382	—	—	382
Blackburn Tape Sizers .. ...	283	488	—	—	488
Preston Tape Sizers ... ..	158	413	—	Fares, 1	414
Bolton and District Tape Sizers ... ..	78	194	1	Removal 1	196
Haslingden and Rossendale Tape Sizers	85	92	—	—	92
Nelson, Colne, and District Tape Sizers	86	196	—	—	196
BEAMERS, TWISTERS, AND DRAWERS.					
Glasgow Power Loom Beamers ... ..	107	28	—	—	28
Ashton-under-Lyne Beamers, Twist- ers, and Drawers.	Males, 146 Females, 56	340	—	—	340
Manchester Beamers, Twist- ers, and Drawers.	136	57	—	—	57
Blackburn Beamers, Twist- ers, and Drawers.	701	2,107	—	—	2,107
Preston Beamers, Twist- ers, and Drawers	Males, 394 Females, 36	230	—	—	230
Oldham Beamers, Twist- ers, Drawers, Dressers and Slashers.	Males, 103 Females, 2	63	—	—	63
Longridge Beamers, Twist- ers, and Drawers.	38	21	—	—	21
Burnley and District Twist- ers and Drawers.	Males, 487 Females, 1	192	—	—	192
Accrington Twist- ers and Drawers ...	100	126	—	—	126
Heywood Beamers, Twist- ers and Drawers	Males, 97 Females, 4	199	—	—	199
Radcliffe Beamers, Twist- ers and Drawers	59	3	2	—	5
Rawtenstall and District Twist- ers and Drawers.	64	—	—	—	—
Wigan and District Beamers, Twist- ers and Drawers.	Males, 27 Females, 43	115	—	—	115
Bolton Beamers, Twist- ers and Drawers...	Males, 230 Females, 25	421	1	—	422

TOTAL AMOUNT PAID IN 1908 AS UNEMPLOYED BENEFITS BY EACH TRADE UNION FROM WHICH  
INFORMATION WAS RECEIVED—*continued.*

Name of Union.	Number of Members at end of 1908. (Members are males unless otherwise stated.)	Amount of UNEMPLOYED BENEFITS paid in 1908, including payments on account of breakdowns, short time, &c., and payments for unemploy- ment caused by disputes between employers and other classes of workpeople, but excluding payments on account of disputes to which members were party.			
		Ordinary Unemployed (including Breakdowns, Lock-outs, &c.).	Travelling.	Emigration, Fares to Jobs, Removals.	TOTAL.
		£	£	£	£

TEXTILE TRADES—*continued.*

<b>COTTON WEAVING—<i>cont.</i></b>					
<b>BEAMERS, TWISTERS AND DRAWERS</b>					
<i>—continued.</i>					
Chorley and District Beamers, Twist- ers and Drawers	<i>Males,</i> 168 <i>Females,</i> 2	266	1	—	267
Clitheroe and District Twist- ers and Drawers.	<i>Males,</i> 63 <i>Females,</i> 1	—	—	—	—
Darwen Twist-ers and Drawers ...	<i>Males,</i> 250 <i>Females,</i> 1	1,025	—	—	1,025
Rochdale Beamers, Twist-ers and Drawers	146	169	—	—	169
Littleborough Beamers, Twist- ers and Drawers.	63	48	—	—	48
Nelson and District Twist-ers and Drawers.	<i>Males,</i> 351 <i>Females,</i> 2	109	—	—	109
Rishton Twist-ers and Drawers ...	40	70	—	—	70
Colne and District Twist-ers and Drawers	220	255	—	—	255
Padiham Beamers, Twist-ers and Drawers	102	121	—	—	121
Clayton-le-Moors Twist-ers and Drawers	44	140	—	—	140
Bacup and District Beamers, Twist- ers and Drawers.	<i>Males,</i> 69 <i>Females,</i> 15	29	—	—	29
Hyde and District Twist-ers and Drawers	<i>Males,</i> 8 <i>Females,</i> 46	96	—	—	96
Earby and District Twist-ers and Drawers	33	44	—	—	44
Stockport Beamers, Twist-ers and Drawers.	<i>Males,</i> 12 <i>Females,</i> 26	20	—	—	20
<b>WEAVERS.</b>					
Padiham and District Weavers ...	<i>Males,</i> 2,300 <i>Females,</i> 3,682	648	—	—	648
Radcliffe and District Weavers and Winders.	<i>Males,</i> 50 <i>Females,</i> 1,164	227	—	—	227



TOTAL AMOUNT PAID IN 1908 AS UNEMPLOYED BENEFITS BY EACH TRADE UNION FROM WHICH INFORMATION WAS RECEIVED—*continued*.

Name of Union.	Number of Members at end of 1908. (Members are males unless otherwise stated.)	Amount of UNEMPLOYED BENEFITS paid in 1908, including payments on account of breakdowns, short time, &c., and payments for unemployment caused by disputes between employers and other classes of workpeople, but excluding payments on account of disputes to which members were party.			
		Ordinary Unemployed (including Breakdowns, Lock-outs, &c.).	Travelling.	Emigration, Fares to Jobs, Removals.	TOTAL.
		£	£	£	£

TEXTILE TRADES—*continued*.

COTTON WEAVING— <i>cont.</i>					
WEAVERS— <i>cont.</i>					
Blackburn and District Weavers, Winders, and Warpers' Association.	Males, 6,145 Females, 10,242	18,823*	—	—	18,823*
Chorley and District Weavers ... ..	Males, 904 Females, 3,842	2,722	—	—	2,722
Accrington and District Power-loom Weavers.	Males, 900 Females, 3,600	2,202	—	—	2,202
Darwen Weavers, Winders, and Warpers	Males, 2,980 Females, 5,520	1,686	—	—	1,686
Ramsbottom and District Weavers, Winders, and Warpers.	Males, 800 Females, 1,198	989	—	—	989
Preston and District Weavers, Winders, and Warpers.	Males, 1,324 Females, 5,297	2,746	—	—	2,746
Church and Oswaldtwistle Weavers, Winders, and Warpers.	Males, 703 Females, 2,643	2,060†	—	—	2,060†
Great Harwood Weavers, Winders, and Beamers.	Males, 1,875 Females, 1,875	3,824	—	—	3,824
Oldham and District Weavers, Winders, Reelers, Beam and Sectional Warpers.	Males, 200 Females, 4,910	2,086	—	—	2,086
Clayton-le-Moors Weavers ... ..	Males, 372 Females, 1,377	2,886	—	—	2,886
Haslingden Weavers ... ..	Males, 988 Females, 1,836	309	—	—	309
Bolton and District Weavers and Winders.	Males, 513 Females, 4,591	1,691	—	—	1,691

\* Payments in respect of Mill Stoppages, which may include some disputes.

† Includes £1,142 grant passed by special meeting of members.

TOTAL AMOUNT PAID IN 1908 AS UNEMPLOYED BENEFITS BY EACH TRADE UNION FROM WHICH INFORMATION WAS RECEIVED—*continued.*

Name of Union]	Number of Members at end of 1908. (Members are males unless otherwise stated.)	Amount of UNEMPLOYED BENEFITS paid in 1908, including payments on account of breakdowns, short time, &c., and payments for unemployment caused by disputes between employers and other classes of workpeople, but excluding payments on account of disputes to which members were party.			
		Ordinary Unemployed (including Breakdowns, Lock-outs, &c.).	Travelling.	Emigration, Fares to Jobs, Removals.	TOTAL.
		£	£	£	£

TEXTILE TRADES—*continued.*COTTON WEAVING—*cont.*WEAVERS—*cont.*

Burnley and District Weavers, Winders, and Beamers.	<i>Males,</i> 7,175 <i>Females,</i> 10,325	6,913	—	—	6,913
Nelson and District Power-loom Weavers	<i>Males,</i> 4,794 <i>Females,</i> 5,046	3,181	—	—	3,181
Clitheroe Weavers Winders and Warpers	<i>Males,</i> 840 <i>Females,</i> 1,560	1,518	—	—	1,518
Glossop District Power-loom Weavers ...	<i>Males,</i> 281 <i>Females,</i> 1,022	1,338	—	—	1,338
Rossendale Weavers, Winders, and Beamers.	<i>Males,</i> 900 <i>Females,</i> 1,800	2,391	—	—	2,391
Ashton-under-Lyne and District Weavers and Winders.*	<i>Males,</i> 60 <i>Females,</i> 5,655	1,197*	—	—	1,197*
Heywood, Castleton, Norden, and District Weavers, Winders, and Reelers.	<i>Males,</i> 700 <i>Females,</i> 2,800	1,507	—	—	1,507
Rishton Weavers ... ..	<i>Males,</i> 700 <i>Females,</i> 1,035	1,738	—	—	1,738
Longridge Weavers, Winders and Warpers.	<i>Males,</i> 183 <i>Females,</i> 419	295	—	—	295
Rochdale Weavers, Winders, Reelers, Beamers, and Hosiery Workers.	<i>Males,</i> 420 <i>Females,</i> 2,692	861	—	—	861
Todmorden and District Weavers and Winders.	<i>Males,</i> 1,600 <i>Females,</i> 1,508	1,339	—	—	1,339
Hyde, Hadfield, Compstall, Broadbottom, and Marple Weavers, Winders and Warpers.	<i>Males,</i> 1,200 <i>Females,</i> 6,100	7,020	—	—	7,020
Colne and District Weavers, Winders, and Beamers.	<i>Males,</i> 2,731 <i>Females,</i> 3,337	2,435	—	—	2,435

\* Particulars of Benefit Expenditure are for the year ending June 30th 1908.



TOTAL AMOUNT PAID IN 1908 AS UNEMPLOYED BENEFITS BY EACH TRADE UNION FROM WHICH INFORMATION WAS RECEIVED—*continued*.

Name of Union.	Number of Members at end of 1908. (Members are males unless otherwise stated.)	Amount of UNEMPLOYED BENEFITS paid in 1908, including payments on account of breakdowns, short time, &c., and payments for unemployment caused by disputes between employers and other classes of workpeople, but excluding payments on account of disputes to which members were party.			
		Ordinary Unemployed (including Breakdowns, Lock-outs, &c.).	Travelling.	Emigration, Fares to Jobs, Removals.	TOTAL.
		£	£	£	£

TEXTILE TRADES—*continued*.

COTTON WEAVING— <i>cont.</i>					
WEAVERS— <i>cont.</i>					
Bury, Radcliffe and District Weavers ...	<i>Males</i> , 500	2,594	—	—	2,594
	<i>Females</i> , 4,489				
Sabden Weavers ... ..	<i>Males</i> , 26	46	—	—	46
	<i>Females</i> , 84				
Whitworth Vale Power-loom Weavers ...	<i>Males</i> , 430	966	—	—	966
	<i>Females</i> , 720				
Blackburn Power-loom Weavers' Protection Society.	<i>Males</i> , 1,234	8,682	—	—	8,682
	<i>Females</i> , 2,926				
Bacup and District Weavers, Winders, and Beamers.	<i>Males</i> , 730	403	—	—	403
	<i>Females</i> , 990				
Wigan and District Weavers, Winders, Warpers, and Reelers.	<i>Males</i> , 2	—	—	—	—
	<i>Females</i> , 331				
Macclesfield Cotton Weavers, Winders, and Warpers.	<i>Males</i> , 346	427	—	—	427
	<i>Females</i> , 244				
Bamber Bridge and District Weavers, Winders, and Warpers.	<i>Males</i> , 321	568	—	—	568
	<i>Females</i> , 547				
Burnley and District Textile Operatives	<i>Males</i> , 236	361	—	—	361
	<i>Females</i> , 205				
Salford and District Power-loom Weavers.	<i>Females</i> , 500	21	—	—	21
Skipton and District Weavers and Winders.	<i>Males</i> , 312	84	—	—	84
	<i>Females</i> , 568				
Manchester Patent Cop Winders, Bobbin and Hank Winders, Gassers, Doublers, Reelers, Sorters, and Braid Tenters.	<i>Females</i> , 283	16	—	—	16
Barnoldswick and District Weavers, Winders, and Beamers.	<i>Males</i> , 350	47	—	—	47
	<i>Females</i> , 350				
Stockport and District Weavers Winders, Warpers and Reelers.	<i>Males</i> , 35	1,289	—	—	1,289
	<i>Females</i> , 1,466				

TOTAL AMOUNT PAID IN 1908 AS UNEMPLOYED BENEFITS BY EACH TRADE UNION FROM WHICH INFORMATION WAS RECEIVED—*continued*.

Name of Union.	Number of Members at end of 1908. (Members are males unless otherwise stated.)	Amount of UNEMPLOYED BENEFITS paid in 1908, including payments on account of breakdowns, short time, &c., and payments for unemployment caused by disputes between employers and other classes of workpeople, but excluding payments on account of disputes to which members were party.			
		Ordinary Unemployed (including Breakdowns, Lock-outs, &c.).	Travelling.	Emigration, Fares to Jobs, Removals.	TOTAL.
		£	£	£	£

TEXTILE TRADES—*continued*.COTTON WEAVING—*cont.*WEAVERS—*cont.*

West of Scotland Weaving Factories Female Workers.  
Manchester, Salford, and Pendleton Weavers.

*Females*,  
830  
*Males*,  
30  
*Females*,  
270

— — — — —

## OTHER WORKPEOPLE.

National Engineers (Enginemen, Cotton Factories).  
Bolton and District Engine Tenters and Firemen.

698  
110

110 2 — —

112  
38

## WOOLLEN AND WORSTED TRADES.

## PREPARING AND SPINNING.

Bradford No. 2 Managers and Overlookers  
Bradford Woolsorters ... ..

787  
*In United Kingdom*,  
274  
*Abroad*,  
15

105 208 — —

105  
208

Bradford and District Overlookers' Provident Society.

806

278 — —

278

Leeds and District Willeyers and Fettlers  
National Union of Woolsorters ... ..

200  
1,265

138 906 — —

138  
906

Bradford and District Machine Woolcombers.

*Males*,  
500  
*Females*,  
50

— — — —

—

## CARD DRESSING, &amp;c.

Cleckheaton Card Dressers ... ..  
Bradford and District Card Grinders and Jobbers.

54  
81

4 4 — —

4  
4

## WEAVING, FINISHING, &amp;c.

Bradford and District Power-loom Overlookers' Society.

868

463 — —

463

Huddersfield and Dewsbury Power-loom Turners.

336

94 — —

94

Halifax Power-loom Overlookers ... ..

95

30 — —

30

Yorkshire Twisters and Drawers-in ... ..

746

233 — —

233

Leeds Power-loom Overlookers ... ..

121

27 — —

27

General Union of Weavers and Textile Workers.

*Males*,  
2,500  
*Females*,  
1,850

517 — —

517

Glasgow Hand Mill and Horizontal Warpers.

154

— — — —

—



TOTAL AMOUNT PAID IN 1908 AS UNEMPLOYED BENEFITS BY EACH TRADE UNION FROM WHICH INFORMATION WAS RECEIVED—*continued.*

Name of Union.	Number of Members at end of 1908. (Members are males unless otherwise stated.)	Amount of UNEMPLOYED BENEFITS paid in 1908, including payments on account of breakdowns, short time, &c., and payments for unemployment caused by disputes between employers and other classes of workpeople, but excluding payments on account of disputes to which members were party.			
		Ordinary Unemployed (including Breakdowns, Lock-outs, &c.).	Travelling.	Emigration, Fares to Jobs, Removals.	TOTAL.
		£	£	£	£

TEXTILE TRADES—*continued.*

## WOOLLEN AND WORSTED TRADES

—*continued.*WEAVING, FINISHING, &c.—*cont.*

Bradford and District Warp Dressers ...	842	277	—	—	277
Halifax and District Warp Dressers ...	50	4	—	—	4
Yeadon, Guiseley, and District Factory Workers.	<i>Males,</i> 217	—	—	—	—
	<i>Females,</i> 126				
Skipton and District Warp Dressers ...	184	14	—	—	14
Wool, Shawl, Fall, and Antimacassar Trade Union of Hucknall Torkard and District.	113	—	—	—	—
Saddleworth Weavers and Woollen Textile Workers.	<i>Males,</i> 174	22	—	—	22
	<i>Females,</i> 188				
Yorkshire Blanket Raisers ...	125	23	—	—	23
Huddersfield and District Healders and Twistors.	319	27	—	—	27
Leeds and District Warp Dressers and Twistors.	188	18	—	—	18
Huddersfield and District Wappers ...	<i>Males,</i> 146	—	—	—	—
	<i>Females,</i> 56				
Keighley Power-loom Overlookers ...	80	30	—	—	30

## LINEN AND JUTE MANUFACTURE.

Flax Dressers (Ireland) ...	1,150	602	—	Emigration, 140	742
Power-loom Tenters of Ireland (Belfast)	365	327	—	—	327
Belfast Power-loom Yarn Dressers ...	150	394	—	Emigration, 7	401
Dundee and District Mill and Factory Operatives.	<i>Males,</i> 1,151	894	—	—	894
	<i>Females,</i> 5,324				
Forfar Factory Workers ...	<i>Males,</i> 628	—	—	—	—
	<i>Females,</i> 1,257				
Brechin Mill and Factory Operatives ...	<i>Males,</i> 349	—	—	—	—
	<i>Females,</i> 744				
Dunfermline Power-loom Tenters ...	120	123	—	—	123
Dunfermline Yarn Dressers ...	41	3	—	—	3
Irish Linen Lappers (Belfast) ...	109	36	—	—	36
Flax Roughers and Yarn Spinners (Ireland).	<i>Males,</i> 1,179	481	—	Emigration, 72	556
	<i>Females,</i> 220			Fares, 3	

TOTAL AMOUNT PAID IN 1908 AS UNEMPLOYED BENEFITS BY EACH TRADE UNION FROM WHICH  
INFORMATION WAS RECEIVED—*continued.*

Name of Union.	Number of Members at end of 1908. (Members are males unless otherwise stated.)	Amount of UNEMPLOYED BENEFITS paid in 1908, including payments on account of breakdowns, short time, &c., and payments for unemploy- ment caused by disputes between employers and other classes of workpeople, but excluding payments on account of disputes to which members were party.			
		Ordinary Unemployed (including Breakdowns, Lock-outs, &c.).	Travelling.	Emigration, Fares to Jobs, Removals.	TOTAL.
		£	£	£	£

TEXTILE TRADES—*continued.*

<b>LINEN AND JUTE MANUFACTURE— <i>continued.</i></b>					
Irish Hand-loom Damask Weavers (Lisburn).	43	—	—	—	—
Beetling Enginemen (Belfast) ... ..	209	—	—	—	—
Textile Operatives of Ireland ... ..	<i>Males,</i> 40	286	—	—	286
	<i>Females,</i> 2,014				
Lurgan Hemmers and Veiners ... ..	<i>Females,</i> 448	10	—	—	10
Dundee and District Jute and Flax Workers.	<i>Males,</i> 1,243	—	—	—	—
	<i>Females,</i> 2,485				
Ulster Weavers and Winders ... ..	<i>Males,</i> 179	—	—	—	—
	<i>Females,</i> 92				
Arbroath Mill and Factory Workers ...	<i>Males,</i> 350	—	—	—	—
	<i>Females,</i> 430				
Kirkcaldy and District Power-loom Tenters.	57	—	—	—	—
Hand Loom Weavers of Ireland ... ..	220	—	—	—	—
<b>HOSIERY MANUFACTURE.</b>					
Nottingham Hand-Ribbed Hosiery Society.	44	—	—	—	—
Nottingham Rotary Power Framework Knitters.	346	185	—	—	185
Hinckley Hosiery Trimmers ... ..	175	7	—	—	7
Leicester and Leicestershire Trimmers ...	715	—	—	—	—
Basford Hosiery Trimmers and Finishers	257	7	—	—	7
Leicester and Leicestershire Amalgamated Hosiery Union.	<i>Males,</i> 550	76	—	—	76
	<i>Females,</i> 856				
Ilkeston and District Hosiery Union ...	<i>Males,</i> 538	74	—	—	74
	<i>Females,</i> 140				
Loughborough Federated Hosiery Union	100	33	—	—	33
Hinckley Federated Hosiery Union ...	<i>Males,</i> 204	10	—	—	10
	<i>Females,</i> 156				
Hawick Hosiery Union ... ..	<i>Males,</i> 164	—	—	—	—
	<i>Females,</i> 252				



TOTAL AMOUNT PAID IN 1908 AS UNEMPLOYED BENEFITS BY EACH TRADE UNION FROM WHICH INFORMATION WAS RECEIVED—*continued.*

Name of Union.	Number of Members at end of 1908. (Members are males unless otherwise stated.)	Amount of UNEMPLOYED BENEFITS paid in 1908, including payments on account of breakdowns, short time, &c., and payments for unemployment caused by disputes between employers and other classes of workpeople, but excluding payments on account of disputes to which members were party.			
		Ordinary Unemployed (including Breakdowns, Lock-outs, &c.).	Travelling.	Emigration, Fares to Jobs, Removals.	TOTAL.
		£	£	£	£
<b>TEXTILE TRADES—<i>continued.</i></b>					
<b>CARPET MANUFACTURE.</b>					
Power Loom Carpet Weavers (Kidderminster).	790	68	—	Emigration, 12	80
Scotch Power Loom Carpets Trades Protection Association.	416	—	—	—	—
Northern Counties Power Loom Carpet Weavers.	315	614	—	Emigration, 3	617
Halifax and District Carpet Power Loom Tuners.	29	6	—	—	6
<b>ELASTIC WEB, &amp;c., MANUFACTURE.</b>					
Derby and Nottingham Surgical Elastic Bandage Makers.	129	11	—	—	11
Leicester Elastic Web and General Fabric Weavers.	310	53	—	Emigration, 2	55
<b>LACE MANUFACTURE.</b>					
Warp Lace Trade Society (Nottingham)	80	54	—	—	54
Amalgamated Operative Lace Makers ...	3,078	6,955	—	—	6,955
Lace Pattern Readers, Correctors, Press and Piano Punchers (Nottingham).	50	56	—	—	56
Long Eaton and District Operative Lace-makers.	186	236	—	—	236
Newnills and District Textile Workers	617	2	—	—	2
Female Lace Workers (Nottingham) ...	<i>Females,</i> 200	108	—	—	108
Levers Jacquard Card Punchers (Nottingham).	15	22	—	—	22
Auxiliary Male Lace Workers (Nottingham).	512	182	—	—	182
<b>SILK MANUFACTURE.</b>					
Dublin Silk and Poplin Weavers ...	233	—	—	—	—
Amalgamated Silk Twisters (Leek) ...	129	—	—	—	—
Associated Trimming Weavers (Leek) ...	260	108	—	—	108
Macclesfield Hand-loom Silk Weavers ...	174	—	—	—	—
Amalgamated Silk Pickers (Leek) ...	211	—	—	—	—
Amalgamated Braid Workers and Kindred Trades (Leek).	<i>Males,</i> 160	—	—	—	—
	<i>Females,</i> 560	—	—	—	—
Congleton Trimming Weavers ...	85	—	—	—	—
Amalgamated Furniture Silk Weavers (Braintree).	60	—	—	—	—
Plush, Silk, and Textile Workers (Bradford).	36	—	—	—	—
Macclesfield Power-loom Silk Weavers and General Silk Workers.	<i>Males,</i> 203	13*	—	—	13*
	<i>Females,</i> 304	—	—	—	—
Leek Women Workers ...	<i>Females,</i> 2,790	31	—	—	31

\* Includes a small amount of Victim pay.

**TOTAL AMOUNT PAID IN 1908 AS UNEMPLOYED BENEFITS BY EACH TRADE UNION FROM WHICH INFORMATION WAS RECEIVED—continued.**

Name of Union.	Number of Members at end of 1908. (Members are males unless otherwise stated.)	Amount of UNEMPLOYED BENEFITS paid in 1908, including payments on account of breakdowns, short time, &c., and payments for unemployment caused by disputes between employers and other classes of workpeople, but excluding payments on account of disputes to which members were party.			
		Ordinary Unemployed (including Breakdowns, Lock-outs, &c.).	Travelling.	Emigration, Fares to Jobs, Removals.	TOTAL.
		£	£	£	£

**TEXTILE TRADES—continued.**

<b>TEXTILE PRINTING, &amp;c.</b>					
Machine Calico Printers ... ..	987	1,238	—	—	1,238
Basford and District Bleachers ... ..	125	19	—	—	19
National Dyers and Finishers ... ..	Males, 2,757	689	—	—	689
	Females, 276				
Amicable and Brotherly Machine Printers, Scottish Section.	268	326	—	—	326
Scottish Block Printers (Barrhead) ...	25	—	—	Fares, 2	2
Rosendale and Yorkshire Woollen Block Printers.	69	123	—	—	123
Bleachers, Dyers, and Finishers, Bolton Amalgamation.	Males, 9,849	3,768	—	—	3,768
	Females, 1,381				
Radcliffe Cotton Skein Dyers, Bleachers and Sizers.	404	102	—	—	102
Nottingham Dyers ... ..	120	25	—	—	25
Glasgow and District Calendermen ...	150	37	—	—	37
Amalgamated Dyers, Bleachers, and Kindred Trades.	7,724	2,330	—	—	2,330
South of England Block Printers ...	84	6	—	Fares, 4	10
Dundee and District Calender Workers	250	11	—	—	11
Amalgamated Silk and Cotton Dyers (Leek).	550	49	—	—	49
Leicester Dyers and Kindred Occupations	383	96	—	—	96
Fifeshire Cloth Lappers and Finishers ...	85	—	—	—	—
<b>PACKERS, WAREHOUSEMEN, &amp;c.</b>					
Bradford Stuff Makers-up ... ..	121	97	—	—	97
Warehousemen's Philanthropic Society*	37	161	—	—	161
Amalgamated Makers-up (Manchester) ...	273	—	—	—	—
Leeds Cloth Pressers ... ..	172	495	—	—	495
Operative Calendermen, Embossers, and Schreiners (Manchester).	116	154	—	—	154
Huddersfield and District Cloth Pressers	267	391	—	—	391
Huddersfield Warehousemen ... ..	85	39	—	—	39
Bradford Pressers ... ..	284	5	—	—	5
Leeds, Halifax, and Bradford Stuff Pressers.	657	51	—	Emigration, 18	69
Amalgamated Stuff and Woollen Warehousemen.	258	255	—	—	255
<b>General Amalgamation of Clothlookers and Warehousemen.†</b>					
Blackburn and District ... ..	478	856	—	—	856
Burnley and District ... ..	153	153	—	—	153
Colne District ... ..	132	166	—	—	166
Nelson District ... ..	305	114	—	—	114
Preston District ... ..	196	30	—	—	30

\* In 1909 this Union joined the Amalgamated Society of Stuff and Woollen Warehousemen.

† The total membership of the 19 branches of the General Amalgamation of Clothlookers and Warehousemen at the end of 1908 was 2,460. Each branch has its own rules.



TOTAL AMOUNT PAID IN 1908 AS UNEMPLOYED BENEFITS BY EACH TRADE UNION FROM WHICH  
INFORMATION WAS RECEIVED—*continued.*

Name of Union.	Number of Members at end of 1908. (Members are males unless otherwise stated.)	Amount of UNEMPLOYED BENEFITS paid in 1908, including payments on account of breakdowns, short time, &c., and payments for unemployment caused by disputes between employers and other classes of workpeople, but excluding payments on account of disputes to which members were party.			
		Ordinary Unemployed (including Breakdowns, Lock-outs, &c.).	Travelling.	Emigration, Fares to Jobs, Removals.	TOTAL.
		£	£	£	£

**TEXTILE TRADES—*continued.***

<b>PACKERS, WAREHOUSEMEN, &amp;c.—<i>cont.</i></b>					
Bradford and District Wool, Top, and Noil Warehousemen.	250	73	—	—	73
Manchester Hydraulic Packers ...	640	575	—	—	575
Central Makers-up (Manchester) ...	25	2	—	—	2
Female Workers in the Shipping Industry, Home and Export.	375	—	—	—	—
Oldham and District Cop Packers ...	611	—	—	—	—

**CLOTHING TRADES.**

<b>BOOT AND SHOE MANUFACTURE.</b>					
City of Glasgow Operative Boot and Shoe Makers.	140	—	*	—	*
Edinburgh Operative Cordwainers ...	171	—	3*	—	3*
Amalgamated Journeymen Cloggers ...	803	110	4	—	114
Boot and Shoe Makers (Cork) ...	24	—	2*	—	2*
Amalgamated Boot and Shoe Makers ...	1,623	—	18*	—	18*
Manchester and Salford Operative Cloggers.	108	9†	†	—	9
National Boot and Shoe Operatives ...	Males, 29,278 Females, 1,230	9,051	135	—	9,186
Aberdeen Hand-sewn Boot and Shoe Makers.	35	—	*	—	*
London and Provincial Hand-sewn Boot and Shoe Makers.	500	—	4*	—	4*
Rossendale Boot, Shoe, and Slipper Operatives.	Males, 858 Females, 145	—	—	—	—
Leeds Jewish Rivetters, Slipper Makers, Finishers and Upper Machiners.	50	—	—	—	—
Dundee and District Boot Repairers' Assistants.	40	—	—	—	—
Manchester Journeymen Boot Repairers	60	—	—	—	—
<b>TAILORING.</b>					
Amalgamated Tailors and Tailoresses ...	Males, 11,811 Females, 327	79	195	—	274
Scottish Operative Tailors and Tailoresses	Males, 3,174 Females, 9	9	—	—	9
London and Provincial Clothiers' Cutters	288	150	—	—	150

\* There appear to be mutual arrangements among these Societies for the relief of travellers. The amounts returned include payments to members of the Union making the return and also to the members of other Unions.

† Travelling included with Ordinary Unemployed, members receiving the same benefit whether travelling or not.

TOTAL AMOUNT PAID IN 1908 AS UNEMPLOYED BENEFITS BY EACH TRADE UNION FROM WHICH INFORMATION WAS RECEIVED—*continued.*

Name of Union.	Number of Members at end of 1908. (Members are males unless otherwise stated.)	Amount of UNEMPLOYED BENEFITS paid in 1908, including payments on account of breakdowns, short time, &c., and payments for unemployment caused by disputes between employers and other classes of workpeople, but excluding payments on account of disputes to which members were party.			
		Ordinary Unemployed (including Breakdowns, Lock-outs, &c.).	Travelling.	Emigration, Fares to Jobs, Removals.	TOTAL.
		£	£	£	£

CLOTHING TRADES—*continued.*TAILORING—*cont.*

Leeds Jewish Tailors, Machinists, and Pressers.	Males, 650 Females, 50	—	—	Emigration, 2	2
Amalgamated Clothiers' Operatives ...	Males, 1,919 Females, 619	710	12	—	722
Birmingham International Tailors, Machinists, and Pressers.	Males, 128 Females, 6	—	—	—	—
London Tailors and Tailoresses ...	Males, 935 Females, 82	2	—	—	2
West London Jewish Tailors ...	Males, 64 Females, 3	—	—	—	—
Liverpool Independent Tailors' Machinists and Pressers.	70	—	—	—	—

## HAT AND CAP MANUFACTURE.

Journeymen Silk Hatters of Great Britain and Ireland.	745	672	65	—	737
Amalgamated Journeymen Felt Hatters	3,767	1,343	—	—	1,343
Amalgamated Felt Hat Trimmers and Wool Formers.	Females, 3,173	—	—	—	—
Military Cork Head-Dress Trade Union	82	—	—	—	—
Denton Silk Hat Trimmers and Stitchers	Females, 140	32	—	—	32

## GLOVE MAKING.

United Glovers (Yeovil) ...	124	—	—	—	—
Amalgamated Glovers (Stoke-under-Ham, Som.).	122	—	—	—	—

## MISCELLANEOUS CLOTHING TRADES.

Protective, &c., Society of Women (Oxford).	Females, 53	5	—	—	5
Fur Skin Dressers (London, E.) ...	204	—	—	—	—
Amalgamated Shirt and Jacket Workers	Males, 141 Females, 450	76	—	—	76
Manchester and Salford Sewing Machinists.	Females, 220	3	—	—	3
London Journeymen Furriers ...	96	—	—	—	—
Londonderry Shirt, Collar and Under-clothing Cutters.	53	7	—	—	7



TOTAL AMOUNT PAID IN 1908 AS UNEMPLOYED BENEFITS BY EACH TRADE UNION FROM WHICH INFORMATION WAS RECEIVED—*continued.*

Name of Union.	Number of Members at end of 1908. (Members are males unless otherwise stated.)	Amount of UNEMPLOYED BENEFITS paid in 1908, including payments on account of breakdowns, short time, &c., and payments for unemployment caused by disputes between employers and other classes of workpeople, but excluding payments on account of disputes to which members were party.			
		Ordinary Unemployed (including Breakdowns, Lock-outs, &c.).	Travelling.	Emigration, Fares to Jobs, Removals.	TOTAL.
		£	£	£	£

CLOTHING TRADES—*continued.*

MISCELLANEOUS CLOTHING TRADES <i>continued.</i>					
Belfast and District Amalgamated Cutters	87	43	—	—	43
Waterproof Garment Makers and Machinists (Manchester).	Males, 277 Females, 83	—	—	—	—
Liverpool Dressmakers ... ..	Females, 170	—	—	—	—

TRANSPORT (LAND AND WATER).

RAILWAY SERVANTS.					
Amalgamated Railway Servants ...	80,321	5,252*	*	—	5,252
Belfast and Dublin Locomotive Engine Drivers and Firemen.	395	—	—	—	—
Associated Locomotive Engineers and Firemen.	19,800	570	—	Emigration, 10	580
United Pointsmen and Signalmen ...	3,628	20†	—	—	20†
General Railway Workers ... ..	6,120	952	—	—	952
Railway Clerks ... ..	8,043	125	—	—	125
Railway Telegraph Clerks ... ..	406	—	—	—	—
TRAMWAY SERVANTS, BUSMEN, CABMEN, CARTERS, &c.					
Edinburgh and Leith Cab Drivers ...	213	—	—	—	—
London Carmen ... ..	5,065	—	—	—	—
National Amalgamated Coal Porters ...	1,505	—	—	—	—
Amalgamated Tramway and Vehicle Workers.	14,833	—	5	—	5
Carters, Lurrymen, and Motormen ...	4,050	—	4	—	4
United Carters of England ... ..	2,564	100†	—	—	100†
Wigan and District Carters and Lurrymen	153	—	—	—	—
Vehicular Traffic Workers (Bradford) ...	36	—	—	—	—
Independent Order of the London Carmen	45	—	—	—	—
London Cab Drivers ... ..	1,632	—	—	—	—
Associated Horsemen (Greenock) ...	320	—	—	—	—
Glasgow Carters ... ..	320	—	—	—	—
Scottish Horse and Motor Men ... ..	3,352	—	—	—	—
Scottish Hackney Carriage and Tramway Employees (Aberdeen).	74	—	—	—	—
Halifax and District Carters, Draymen, and Horsemen.	319	—	—	—	—
Newcastle and District Tramway Workers	366	—	—	—	—
Inverness Cabmen ... ..	35	—	—	—	—
Motor Cab Drivers ... ..	1,300	—	—	—	—
Limerick United Carmen and Storemen	960	—	—	—	—
Metropolitan Tramway Officials ... ..	95	—	—	—	—
SEAMEN.					
South Shields Steam-Tug Boatmen ...	170	—	—	—	—
Wear Steam Packet Trade and Friendly Society.	110	—	—	—	—

\* Travelling included with Ordinary Unemployed.

† Estimated.

‡ Includes a little Dispute Benefit.

TOTAL AMOUNT PAID IN 1908 AS UNEMPLOYED BENEFITS BY EACH TRADE UNION FROM WHICH INFORMATION WAS RECEIVED—*continued*.

Name of Union.	Number of Members at end of 1908. (Members are males unless otherwise stated.)	Amount of UNEMPLOYED BENEFITS paid in 1908, including payments on account of breakdowns, short time, &c., and payments for unemployment caused by disputes between employers and other classes of workpeople, but excluding payments on account of disputes to which members were party.			
		Ordinary Unemployed (including Breakdowns, Lock-outs, &c.).	Travelling.	Emigration, Fares to Jobs, Removals.	TOTAL.
		£	£	£	£

TRANSPORT (LAND AND WATER)—*continued*.

SEAMEN—*cont.*

Tyne Steam Packet Provident Society (North Shields).	674	—	—	—	—
Hull Seamen and Marine Firemen ...	558	—	—	—	—
Monkwearmouth Steam-Tug Provident Society.	53	—	—	—	—
Marine Engineers ...	8,000	—	—	—	—
Tyne Steam Packet Provident Society (Newcastle).*	100	—	—	—	—
Tyne Foyboatmen ...	102	—	—	—	—
National Sailors and Firemen ...	Not stated	70	—	—	70

CANAL BOATMEN, LIGHTERMEN, &c.

Tyne Watermen ...	351	—	—	—	—
Watermen, Lightermen, and Watchmen of the River Thames.	1,983	—	—	—	—
Weaver Watermen ...	322	—	—	—	—
Amalgamated Foremen Lightermen (River Thames).	247	—	—	—	—
Upper Mersey Watermen and Porters ...	1,131	—	—	—	—
Mersey River and Canals Watermen ...	207	—	—	—	—
Manchester Ship Canal Pilots ...	17	—	—	—	—
Canal, River, and Dock Watchmen (London).	40	—	—	—	—
Greenock and Port Glasgow Rafters ...	40	—	—	—	—

DOCK AND RIVERSIDE LABOUR.

Amalgamated Stevedores ..	3,434	—	—	—	—
General Porters' Labourers (Greenock)...	210	—	—	—	—
Montrose Shore Labourers ...	20	—	—	—	—
Dock, Wharf, Riverside, and General Workers.	13,262	—	—	—	—
Cardiff, Penarth, and Barry Coal Trimmers and Tippers.	1,360	—	—	—	—
Mersey Quay and Railway Carters ...	4,310	—	—	—	—
National Union of Dock Labourers ...	22,075	—	—	—	—
Great Grimsby Coal Workers ...	79	—	—	—	—
Grimsby General Workers ...	524	—	—	—	—
Limerick Harbour Employees ...	50	—	—	—	—
Greenock Dock Labourers ...	178	—	—	—	—
London and India Docks Staff Association.	414	—	—	—	—
North of England Trimmers and Teemers	1,502	—	—	—	—
Limerick Dock Labourers ...	200	—	—	—	—
Dunston Trimmers ...	169	—	—	—	—

AGRICULTURAL LABOURERS AND FISHERMEN.

AGRICULTURAL LABOURERS.

Amalgamated Labour League (Hempton, Norfolk).	20	—	—	—	—
---	----	---	---	---	---

\* Particulars of benefit expenditure are for 1906, later figures not being available.



TOTAL AMOUNT PAID IN 1908 AS UNEMPLOYED BENEFITS BY EACH TRADE UNION FROM WHICH INFORMATION WAS RECEIVED—*continued.*

Name of Union.	Number of Members at end of 1908, (Members are males unless otherwise stated.)	Amount of UNEMPLOYED BENEFITS paid in 1908, including payments on account of breakdowns, short time, &c., and payments for unemployment caused by disputes between employers and other classes of workpeople, but excluding payments on account of disputes to which members were party.			
		Ordinary Unemployed (including Breakdowns, Lock-outs, &c.).	Travelling.	Emigration, Fares to Jobs, Removals.	TOTAL.
		£	£	£	£

AGRICULTURAL LABOURERS AND FISHERMEN—*continued.*

<b>AGRICULTURAL LABOURERS—<i>cont.</i></b>					
Eastern Counties Agricultural Labourers and Small Holders.	Males, 5,100 Females, 20	—	—	—	—
<b>FISHERMEN.</b>					
Port of Hull Trawl Fishermen ...	1,200	—	—	—	—
Port of Hull Trawl Fishermen, Weekly Hands Branch.	350	—	—	—	—
Humber Steam Trawlers, Engineers and Firemen.	750	—	—	—	—
Grimsby Steam Fishing Vessels Engineers and Firemen.	1,106	—	—	—	—
Scottish Steam Fishing Vessels Engineers and Firemen.	420	—	—	—	—
Fleetwood Steam Trawlers Engineers and Firemen.	169	—	—	—	—

## PRINTING, PAPER AND ALLIED TRADES.

<b>PAPER AND VELLUM MAKING, PAPER STAINING, &amp;c.</b>					
Original Society of Paper Makers ...	575	1,036	—	Emigration, 100 Fares, 1	1,137
London Paper Stainers ...	49	22	—	—	22
United Vellum and Parchment Makers...	83	101	—	Fares, 3	104
National Paper Mill Workers ...	Males, 733 Females, 76	187	—	—	187
Paper Stainers' Union of General Workers	300	—	—	—	—
Machine Paper Stainers and Colour Mixers.	140	28	—	—	28
Amalgamated Paper Makers ...	1,155	945	—	—	945
<b>PRINTING TRADES.</b>					
<b>LETTERPRESS PRINTING.</b>					
London and Provincial Compositors ...	12,202	23,729	—	Emigration, 191 Removals & Fares 151	24,071
Dublin Typographical Society ...	1,150	1,215	1*	Emigration, 99	1,315
Amalgamated Pressmen (London) ...	279	241	—	—	241
Printing Machine Managers ...	2,538	2,849	—	Emigration, 25 Removal, 15	2,889
Typographical Association ...	20,254	10,898	527	—	11,425

\* This represents the payments to members of reciprocating societies. Payments to own members are included with Emigration.

TOTAL AMOUNT PAID IN 1908 AS UNEMPLOYED BENEFITS BY EACH TRADE UNION FROM WHICH INFORMATION WAS RECEIVED—*continued.*

Name of Union.	Number of Members at end of 1908. (Members are males unless otherwise stated.)	Amount of UNEMPLOYED BENEFITS paid in 1908, including payments on account of breakdowns, short time, &c., and payments for unemployment, caused by disputes between employers and other classes of workpeople, but excluding payments on account of disputes to which members were party.			
		Ordinary Unemployed (including Breakdowns, Lock-outs, &c.).	Travelling.	Emigration, Fares to Jobs, Removals.	TOTAL.
		£	£	£	£

PRINTING, PAPER AND ALLIED TRADES—*continued.*PRINTING TRADES—*cont.*LETTERPRESS PRINTING—*cont.*

Scottish Typographical Association ...	4,453	2,588	—	Emigration, 58 Fares, 8 Removal, 172	2,826
Correctors of the Press ...	917	—	—	—	—
National Operative Printers' Assistants...	Males, 5,500 Females, 1,600	1,349	—	—	1,349
Platen Printing Machine Minders (London).	276	108	—	—	108
Federated Electrotypers and Stereotypers.	1,049	594	5	Emigration, 8	607
Stereo and Electrotypers' Assistants (London).	260	102	—	—	102
National Amalgamated Printers' Warehousemen and Cutters.	Males, 2,955 Females, 1,164	1,547*	*	Fares, 29 Removal, 1	1,577

## LITHOGRAPHIC PRINTING.

London Lithographic Printers ...	540	628	—	—	628
Amalgamated Lithographic Printers ...	4,525	4,156	106	—	4,262
Amalgamated Lithographic Artists, Designers, Engravers, and Process Workers.	1,637	878	—	—	878
Lithographic Stone and Plate Preparers	132	52	—	—	52
London Lithographic Music Printers ...	101	96	—	—	96
Male Relief Stampers ...	48	17	—	—	17
London Music Engravers ...	55	20	—	—	20

## COPPER-PLATE PRINTING.

London United Plate Printers ...	176	635	—	—	635
----------------------------------	-----	-----	---	---	-----

## BOOKBINDING AND MACHINE RULING.

London Consolidated Journeymen Bookbinders.	1,188	1,958†	†	—	1,958
Vellum Account Bookbinders (London)	629	630	—	Emigration, 14	644
Bookbinders and Machine Rulers ...	4,714	3,895	—	Emigration, 30	3,925
Day Working Bookbinders of London, &c.	348	587	—	—	587
London Machine Rulers ...	183	230	—	—	230
Women employed in Bookbinding (London).	Females, 226	11	—	—	11
Book Edge Gilders (London) ...	54	25	—	—	25
Women in Bookbinding and Printing (Manchester).	Females, 310	22	—	—	22

\* Travelling included with Ordinary Unemployed, members receiving the same benefit whether travelling or not.  
† Travelling included with Ordinary Unemployed.



TOTAL AMOUNT PAID IN 1908 AS UNEMPLOYED BENEFITS BY EACH TRADE UNION FROM WHICH INFORMATION WAS RECEIVED—*continued.*

Name of Union.	Number of Members at end of 1908. (Members are males unless otherwise stated.)	Amount of UNEMPLOYED BENEFITS paid in 1908, including payments on account of breakdowns, short time, &c., and payments for unemployment caused by disputes between employers and other classes of workpeople, but excluding payments on account of disputes to which members were party.			
		Ordinary Unemployed (including Breakdowns, Lock-outs, &c.).	Travelling.	Emigration, Fares to Jobs, Removals.	TOTAL.
		£	£	£	£

PRINTING, PAPER AND ALLIED TRADES—*continued.*

## TYPEFOUNDING.

Amalgamated Typefounders (London) ...	167	23	—	—	23
Sheffield Typefounders ...	84	—	—	—	—

## WOODWORKING AND FURNISHING TRADES.

## CABINET MAKERS.

Old West End Cabinet Makers ...	51	101	—	—	101
Amalgamated Cabinet Makers ...	2,956	4,518	133	Emigration, 34	4,685
Progressive Cabinet Makers (London) ...	350	317	—	—	317
Perseverance Cabinet Makers (London)	94	55	—	—	55
Independent Cabinet Makers (London)	270	592	—	—	592
National Amalgamated Furnishing Trades' Association.	6,636	11,673	—	Emigration, 100 Fares, 110	11,883
Scottish Cabinet Makers (Glasgow) ...	80	—	—	—	—

## FRENCH POLISHERS.

Amalgamated French Polishers of Great Britain and Ireland.	845	1,307*	•	—	1,307
London Furniture Japanners ...	99	112	—	—	112
Liverpool French Polishers ...	82	192	1	—	193
United French Polishers (London) ...	975	4,102	—	—	4,102
Progressive French Polishers (London)	103	125	—	—	125
Manchester French Polishers ...	60	134	—	—	134
Liverpool Independent Operative French Polishers.	11	11	—	—	11

## UPHOLSTERERS.

Liverpool Upholsteresses ...	<i>Females,</i> 100	29	—	—	29
Amalgamated Upholsterers ...	1,900	3,108*	•	—	3,108
Manchester Upholsteresses ...	<i>Females,</i> 28	5	—	—	5
Carpet Planners of Dublin ...	35	8†	—	—	8†
London West End Upholsterers ...	285	539	—	—	539

## COACH, CARRIAGE, CART AND DRAY BUILDING TRADES.

Wheelwrights and Smiths ...	1,794	1,467	12	—	1,479
United Kingdom Coachmakers ...	<i>In United Kingdom,</i> 8,436 <i>Abroad,</i> 135	13,704	147	—	13,851

\* Travelling included with Ordinary Unemployed, members receiving the same benefit whether travelling or not.

† Sick Benefit included with Unemployed Benefit.

**TOTAL AMOUNT PAID IN 1908 AS UNEMPLOYED BENEFITS BY EACH TRADE UNION FROM WHICH INFORMATION WAS RECEIVED—continued.**

Name of Union.	Number of Members at end of 1908. (Members are males unless otherwise stated.)	Amount of UNEMPLOYED BENEFITS paid in 1908, including payments on account of breakdowns, short time, &c., and payments for unemployment caused by disputes between employers and other classes of workpeople, but excluding payments on account of disputes to which members were party.			
		Ordinary Unemployed (including Breakdowns, Lock-outs, &c.).	Travelling.	Emigration, Fares to Jobs, Removals.	TOTAL
		£	£	£	£

**WOODWORKING AND FURNISHING TRADES—continued.**

**COACH, CARRIAGE, CART AND DRAY BUILDING TRADES—cont.**

London and Provincial Coach Makers ...	516	1,192	—	—	1,192
Amalgamated Railway Wagon and Carriage Makers, Wheelwrights, and Carpenters.	784	569	—	Fares, 15	584
Regular Cart, Van, and Wagon Builders (Dublin).	7	—	—	—	—
London Coachsmiths and Vicemen ...	54	105	—	—	105
Railway Wagon and Carriage Builders and Lifters.	309	28	7	—	35
Coachmakers and Wheelwrights (London).	120	87	—	—	87
Wheelwrights and Coachmakers' Operatives (London).	730	628	—	—	628

**COOPERS.**

Dublin Coopers ... ..	340	35	—	—	35
Cork Coopers ... ..	80	—	1	—	1
Belfast Coopers ... ..	99	32	1*	—	33*
Bristol Coopers ... ..	165	81	*	Fares, 1	82*
Hand-in-Hand Coopers (London) ...	200	51	*	—	51*
Liverpool Coopers ... ..	500	110	*	—	110*
Manchester, Salford, and District Brewers' and General Coopers.	125	107	*	—	107*
Birmingham, Wolverhampton, and District Coopers.	140	75	*	Fares, 3	78*
Glasgow Coopers ... ..	400	223	4*	Fares, 1	228*
Hull Coopers ... ..	210	125	1*	—	126*
Burton-on-Trent Coopers ... ..	812	476	14*	Emigration, 14	504*
Leeds and District Coopers ... ..	55	24	1*	—	25*
Livingston Coopers ... ..	57	4	*	—	4*
Leith, Edinburgh, and District Coopers ...	500	218	*	—	218*
Alloa Coopers ... ..	40	14	*	—	14*
Tyne Hand-in-Hand Coopers (Jarrow) ...	23	6	*	—	6*
Greenock Coopers ... ..	47	—	*	—	—*
Blackburn and District Coopers ... ..	42	17	*	—	17*
Newcastle-on-Tyne Coopers ... ..	30	—	*	—	—*
Waterford Coopers ... ..	21	2	—	—	2
Warrington Coopers ... ..	38	—	1*	—	1*
Amalgamated Coopers (London) ... ..	66	4	*	—	4*
National Amalgamated Coopers ... ..	306	—	3*	—	3*
United Coopers (London, E.) ... ..	416	164	*	Fares, 2	166*
Liverpool Dry and Tight Coopers ... ..	70	2	*	—	2*
Limerick Guild of Coopers ... ..	64	—	—	—	—
London Brewers and Distillers' Coopers	48	7	—	—	7
Nottingham and District Coopers ... ..	14	7	*	—	7*
Manchester Coopers ... ..	20	3	—	—	3
Northwich and District Coopers ... ..	34	15	3*	—	18*
Aberdeen General Coopers ... ..	25	—	*	—	—*

\* These Unions are federated under the title of the Mutual Association of Journeymen Coopers, the rules of which provide for the relief of travellers at towns visited. Some of the Unions also make grants to their own members when commencing to travel. The amounts given include payments to members of the Union making the return and also to the members of other Unions.



TOTAL AMOUNT PAID IN 1908 AS UNEMPLOYED BENEFITS BY EACH TRADE UNION FROM WHICH INFORMATION WAS RECEIVED—*continued.*

Name of Union.	Number of Members at end of 1908. (Members are males unless otherwise stated.)	Amount of UNEMPLOYED BENEFITS paid in 1908, including payments on account of breakdowns, short time, &c., and payments for unemployment caused by disputes between employers and other classes of workpeople, but excluding payments on account of disputes to which members were party.			
		Ordinary Unemployed (including Breakdowns, Lock-outs, &c.).	Travelling.	Emigration, Fares to Jobs, Removals.	TOTAL.
		£	£	£	£

WOODWORKING AND FURNISHING TRADES—*continued.*

<b>SAWYERS AND WOODCUTTING MACHINISTS.</b>					
London Mill Sawyers and Wood-working Machinists.	131	191	—	—	191
Scottish Wood Cutting Machinemen ...	1,295	496	—	Fares, 5	501
Amalgamated Woodcutting Machinists...	4,388	5,951*	*	—	5,951
Liverpool Mill Sawyers and Woodcutting Machinists.	68	100	—	—	100
London Woodcutting Machinists and Mill Sawyers.	68	154	—	—	154
<b>LATH MAKERS.</b>					
Manchester and District Operative Lath Renders.	20	—	—	—	—
Newcastle and District Operative Lath Renders.	12	—	—	—	—
Edinburgh Lath Splitters and Lath Drivers.	25	—	—	—	—
West of England and South Wales Operative Lath Renders.	58	32	—	—	32
<b>PACKING CASE MAKERS.</b>					
Manchester and Bolton Wood Packing Case Makers.	380	666	5†	—	671†
Bradford Rolling Board and Packing Case Makers.	216	176	3†	Fares, 3	182†
London Wood and Tin Packing Case Makers.	256	440	†	—	440†
Liverpool and District Packing Case and Box Makers.	80	152	12†	—	164†
Trunk and Packing Case Makers (Glasgow).	148	200	†	—	200†
Edinburgh and District Packing Case Makers.	28	16	†	—	16†
Bristol and Cardiff Packing Case Makers	60	8	1†	—	9†
<b>OTHER TRADES.</b>					
Liverpool Carvers, Gilders, Frame Makers, and Fitters.	28	2	—	—	2
Glasgow Gilders ...	34	19	—	—	19
Organ Builders ...	238	186	—	Fares, 16	202
Amalgamated Gilders (London) ...	96	164	—	—	164
New Century Gilders ...	63	6	—	—	6
Turners, Machinists, and Athletic Wood Workers.	161	16	—	—	16
Coffin Makers of Dublin† ...	11	—	—	—	—
Player Trade Society ...	32	—	—	—	—

\* Travelling included with Ordinary Unemployed.

† These Unions are federated under the title of the United Kingdom Federation of Wood Packing Case Makers, the rules of which provide for the relief of travellers at the towns visited. The amounts entered in the Table include payments to members of other affiliated Unions.

† Union dissolved in 1909.

**TOTAL AMOUNT PAID IN 1908 AS UNEMPLOYED BENEFITS BY EACH TRADE UNION FROM WHICH INFORMATION WAS RECEIVED—continued.**

Name of Union.	Number of Members at end of 1908. (Members are males unless otherwise stated.)	Amount of UNEMPLOYED BENEFITS paid in 1908, including payments on account of breakdowns, short time, &c., and payments for unemployment caused by disputes between employers and other classes of workpeople, but excluding payments on account of disputes to which members were party.			
		Ordinary Unemployed (including Breakdowns, Lock-outs, &c.).	Travelling.	Emigration, Fares to Jobs, Removals.	TOTAL.
		£	£	£	£

**CHEMICAL, &c., TRADES.**

**CHEMICAL WORKERS.**

Winsford Salt Makers	1,287	—	—	—	—
Northwich Salt Workers, Rock Salt Miners, Alkali Workers Mechanics, and General Labourers.	478	—	—	—	—
Droitwich Salt Makers, Mechanics, and General Labourers.	79	—	—	—	—
South Durham and North Yorkshire Salt Workers.	191	—	—	—	—
Stoke Prior Salt Makers, Mechanics, and General Labourers.	97	—	—	—	—

**GLASS TRADES.**

Glass Bottle Makers of Yorkshire	2,483	5,568	—	—	5,568
United Flint Glass Cutters	705	552	—	—	552
Glasgow Bottle Makers*	287	—	4*	—	4*
National Flint Glass Makers	1,000	941	—	Fares, 17	958
Lancashire District Glass Bottle Makers	940	4,250	—	—	4,250
Irish Glass Bottle Makers	215	50	—	—	50
Glass Bottle Makers of Bristol	87	54	—	—	54
Pressed Glass Makers of Great Britain	505	660	—	—	660
London Glass Blowers	455	266	—	—	266
North of England Glass Bottle Makers	277	353	—	—	353
Londonderry Glass Bottle Makers (Sea-ham).	215	415	—	—	415
Barometer, Thermometer, and Tube Blowers.	32	—	—	—	—
St Helens Sheet Glass Flatteners	156	—	—	—	—
Amalgamated Glass Mould Makers and Smiths.	100	36†	†	—	36
Alloa Glass Bottle Makers	45	59	45	—	104
Portobello Glass Bottle Makers	194	176	1	—	177
Birmingham Glass Bevellers	120	—	—	—	—
National Glass Bottle Makers	828	1,588	—	Fares, 6	1,594
Medical Glass Bottle Makers of Scotland	30	—	—	—	—

**POTTERY WORKERS.**

United Ovenmen, Kilnmen, and Saggar-makers.	Males, 570 Females, 30	—	—	—	—
National Amalgamated Male and Female Pottery Workers.	Males, 6,060 Females, 1,008	3,585	—	—	3,585

**BRICK MAKING.**

Operative Brickmakers, Nottingham, and District.	200	—	—	—	—
Cinder Hill Brickmakers	51	—	—	—	—

\* Particulars of Benefit expenditure are for 1906, later figures not being available.

† Travelling included with Ordinary Unemployed, members receiving the same benefit whether travelling or not.



TOTAL AMOUNT PAID IN 1908 AS UNEMPLOYED BENEFITS BY EACH TRADE UNION FROM WHICH INFORMATION WAS RECEIVED—*continued*.

Name of Union.	Number of Members at end of 1908. (Members are males unless otherwise stated.)	Amount of UNEMPLOYED BENEFITS paid in 1908, including payments on account of breakdowns, short time, &c., and payments for unemployment caused by disputes between employers and other classes of workpeople, but excluding payments on account of disputes to which members were party.			
		Ordinary Unemployed (including Breakdowns, Lock-outs, &c.).	Travelling.	Emigration, Fares to Jobs, Removals.	TOTAL.
		£	£	£	£

CHEMICAL, &c., TRADES—*continued*.

## TOBACCO PIPE MAKING.

Clay Tobacco Pipe Makers of Scotland and Ireland.	160	169 *	35	—	204
Clay Tobacco Pipe Makers of England and Ireland.	124	19	—	—	19
Clay Pipe Finishers of Manchester and Newcastle.	<i>Females</i> , 80	—	—	—	—

## FOOD AND TOBACCO TRADES.

## BAKERS AND CONFECTIONERS.

Amalgamated Operative Bakers and Confectioners.	5,257	1,965 *	—	—	1,965 *
United Biscuit Bakers, Pastrycooks and Confectioners (London, W.).	94	—	—	—	—
Operative Bakers of Scotland National Federal Union.	5,037	—	—	—	—
Irish Bakers ... ..	586	—	5	—	5
National Bakers and Confectioners (London).	29	31	—	—	31
Limerick Bread Van Men ... ..	40	—	—	—	—
Kilkenny Operative Bakers ... ..	29	7	—	—	7
Dublin Operative Bakers and Confectioners.	574	942	—	—	942
Belfast Bread Servers ... ..	250	—	—	—	—
Progressive Bakers of Dublin† ... ..	19	4	—	—	4
Belfast Operative Bakers ... ..	785	1,475	—	Emigration, 132	1,607
Cork Operative Bakers ... ..	188	515	—	—	515
Metropolitan Bakers (Dublin) ... ..	94	—	—	—	—
London Jewish Bakers ... ..	110	—	—	—	—

## BUTCHERS, &amp;c.

Operative Butchers and Assistants (Dublin).	90	—	—	—	—
Purveyors' Assistants (Dublin) ... ..	155	—	—	—	—
Pork Butchers (Limerick) ... ..	260	174	—	Emigration, 5	179
Belfast Journeymen Butchers ... ..	184	72	—	—	72
Journeymen Butchers' Federation ... ..	113	21	—	—	21

## OTHER TRADES (FOOD AND DRINK).

Kilkenny Breweries' Labourers ... ..	125	—	—	—	—
Dublin Mineral Water Operatives ... ..	57	—	—	—	—

## TOBACCO TRADES (EXCLUSIVE OF PIPES).

United Operative Tobacconists ... ..	489	400	1	—	401
Cigar Makers ... ..	<i>Males</i> , 918 <i>Females</i> , 857	2,108	—	Emigration, 9	2,117

\* These figures are approximate only.

† Union ceased to exist in 1909.

**TOTAL AMOUNT PAID IN 1908 AS UNEMPLOYED BENEFITS BY EACH TRADE UNION FROM WHICH INFORMATION WAS RECEIVED—continued.**

Name of Union.	Number of Members at end of 1908. (Members are males unless otherwise stated.)	Amount of UNEMPLOYED BENEFITS paid in 1908, including payments on account of breakdowns, short time, &c., and payments for unemployment caused by disputes between employers and other classes of workpeople, but excluding payments on account of disputes to which members were party.			
		Ordinary Unemployed (including Breakdowns, Lock-outs, &c.).	Travelling.	Emigration, Fares to Jobs, Removals.	TOTAL.
		£	£	£	£

**FOOD AND TOBACCO TRADES—continued.**

<b>TOBACCO TRADES (EXCLUSIVE OF PIPES—continued.</b>					
Tobacco Strippers (London) ... ..	66	83	—	—	83
Cigar Sorters and Bundlers (London) ...	87	79	—	—	79
Female Cigar Makers ... ..	Females, 1,200	305	—	Fares, 5	310
Cigar Box Makers and Paperers (London)	Males, 52 Females, 48	—	—	—	—
Manchester Cigarette Makers, Cutters and Packers.	Females, 150	17	—	—	17

**WORKERS IN FIBRE, CANE, &c.**

<b>BASKET, &amp;c., MAKING.</b>					
London Journeymen Basket Makers* ...	130	294	6	Fares, 12	312*
Lancashire and Cheshire Skip and Basket Makers.*	459	479	54	Fares, 10	543*
Yorkshire United Skip, Basket, and Hamper Makers.*	130	10	38	Fares, 2	50*
British Amalgamated Basket Makers* ...	350	43	13	Fares, 12	68*
Scottish Basket Makers* ... ..	50	14	10	Emigration, 1 Fares, 2	27*
<b>BRUSH MAKING.</b>					
United Brush Makers ... ..	1,355	2,200	17†	†	2,217
Painting Brush Makers ... ..	209	771	—	—	771
Edinburgh Blind Workers ... ..	48	—	—	—	—
Amalgamated Brush Makers ... ..	560	596	8	Fares, 1	605
Bone Brush Makers (London) ... ..	82	56	—	—	56
National League of the Blind ... ..	Males, 933 Females, 182	—	—	—	—
<b>MAT MAKING.</b>					
United Coconut Fibre Mat and Matting Weavers (Diss, Norfolk).	60	—	—	—	—
Chilton Mill Mat and Matting Trade Union.	88	108	6	—	114
Suffolk United Coconut Fibre Mat and Matting Weavers.	210	—	—	—	—

\* These Unions are federated as the Basket, Skip and Hamper Makers' Federation of the United Kingdom, and an agreement exists between them by which members of one union travelling or working temporarily in districts covered by other Unions may receive the benefits (other than protective pay) of the Union to which they belong. The amounts returned may therefore include payments to members of the Union making the return and also to members of the other Unions.

† Fares included with Travelling Benefit.



TOTAL AMOUNT PAID IN 1908 AS UNEMPLOYED BENEFITS BY EACH TRADE UNION FROM WHICH INFORMATION WAS RECEIVED—*continued*.

Name of Union.	Number of Members at end of 1908. (Members are males unless otherwise stated.)	Amount of UNEMPLOYED BENEFITS paid in 1908, including payments on account of breakdowns, short time, &c., and payments for unemployment caused by disputes between employers and other classes of workpeople, but excluding payments on account of disputes to which members were party.			
		Ordinary Unemployed (including Breakdowns, Lock-outs, &c.).	Travelling.	Emigration, Fares to Jobs, Removals.	TOTAL.
		£	£	£	£

## LEATHER TRADES.

## TANNING.

Birmingham Division, Skinners' Society	233	273*	*	Fares, 14	287
Leeds Division, Skinners' Society ...	364	310	—	Fares, 21	331
London Division, Skinners' Society ...	60	107	—	—	107
United Grounders ...	84	38	—	Fares, 1	39
Amalgamated Leather Workers ...	727	549	—	—	549
Amalgamated Grounders and Skinners...	57	84*	*	Fares, 1	85

## CURRYING.

United Journeymen Curriers ...	787	1,348	68	Emigration, 18	1,434
National Journeymen Curriers ...	235	249*	*	—	249

## LEATHER DRESSING, FINISHING, &amp;C.

London Fancy and Morocco Leather Finishers.	172	216	13	—	229
Provincial Spanish and Morocco Leather Finishers.	93	55	21	Fares, 1	77
Lenton Amalgamated Leather Dressers ...	94	106*	*	Fares, 1	107
Leeds Amalgamated Leather Shavers ...	31	28*	*	—	28

## SADDLERY AND HARNESS TRADES.

Saddlers, Harness Makers, Collar Makers, Bridle Cutters, Mill Band Makers, and Leather Workers in Saddlery.	698	107*	*	—	107
London Saddle and Harness Makers ...	310	161	—	Fares, 1	162
Walsall Horse Collar Makers ...	50	27	—	—	27
Birmingham Whip Thong Maker† ...	42	31	—	—	31
Walsall and District Gig Saddlers ...	136	17	—	—	17
Walsall New Brown Saddlers ...	110	14	—	—	14
Manchester Horse Collar Makers ...	15	—	—	—	—
Dublin Saddlers and Harness Makers ...	70	4*	*	—	4

## MISCELLANEOUS LEATHER TRADES.

Manchester Portmanteau and Trunk Makers.	59	42	—	Fares, 4	46
London Portmanteau and Trunk Makers	211	79	—	—	79
Fancy Leather Workers ...	326	198	—	—	198
London Jewel Case Makers ...	175	133*	*	—	133
Amalgamated Cricket Ball Makers ...	169	—	—	—	—

## ENGINEMEN.

National Independent Engineemen (Sheffield).	44	17	—	—	17
Coatdyke Engine Keepers ...	56	—	—	—	—
Yorkshire Engineers and Firemen ...	320	109	—	Fares, 1	110
Nottingham Stationary Engine Drivers...	62	26*	*	—	26
Derbyshire Engineemen, Motormen, and Firemen.	185	29	—	—	29

\* Travelling included with Ordinary Unemployed, members receiving the same benefit whether travelling or not.

† Union ceased to exist in 1909.

TOTAL AMOUNT PAID IN 1908 AS UNEMPLOYED BENEFITS BY EACH TRADE UNION FROM WHICH INFORMATION WAS RECEIVED—*continued*.

Name of Union.	Number of Members at end of 1908. (Members are males unless otherwise stated.)	Amount of UNEMPLOYED BENEFITS paid in 1908, including payments on account of breakdowns, short time, &c., and payments for unemployment caused by disputes between employers and other classes of workpeople, but excluding payments on account of disputes to which members were party.			
		Ordinary Unemployed (including Breakdowns, Lock outs, &c.).	Travelling.	Emigration, Fares to Jobs, Removals.	TOTAL
		£	£	£	£

ENGINEMEN—*cont.*

Engine Drivers and Firemen (Land and Marine).	135	45	—	—	45
Amalgamated Protective Union of Engine Drivers, Crane Drivers, Hydraulic and Boiler Attendants.	510	—	—	—	—
St. Helens Enginemen and Boilermen ...	189	13	—	—	13
Farnworth Enginemen, Boilermen, and Firemen.	30	—	—	—	—
Radcliffe Enginemen and Boilermen ...	54	9	—	—	9
Bury Engine Attendants and Boiler Firemen.	61	20	1	—	21
Nottingham Practical Engine Drivers ...	21	2	—	—	2
Stockport and District Enginemen and Firemen.	171	100	—	—	100
United Stationary Engine Drivers, Crane-men and Firemen (Dublin).	150	—	—	—	—
Northern United Enginemen ...	1,253	1,560	—	—	1,560
National Amalgamated Enginemen, Firemen, Mechanics, and Electrical Workers.	5,076	1,511	—	—	1,511
Stationary Steam and Gas Engine Drivers, Steam and Electrical Crane and Motor Drivers, Greasers, Trimmers and Firemen (Dublin).	158	—	—	—	—
Burnley and District Enginemen and Firemen.	195	44	—	—	44
Birmingham and Midland Counties Enginemen and Firemen.	502	61*	*	—	61
Stalybridge Enginemen and Firemen ...	60	23	—	—	23

## MISCELLANEOUS TRADES.

PATTERN CARD MAKERS.					
Pattern Card Makers ...	453	442	—	—	442
INDIA RUBBER, FLOORCLOTH, &C., TRADES.					
Floorcloth and Linoleum Printers (Kirkcaldy).	135	125	—	—	125
Floorcloth, Linoleum, and Table Cover Printers.	43	50	—	Fares, 4	54
Amalgamated India Rubber Workers ...	784	24	—	—	24
COMB MAKERS.					
Comb Makers of Aberdeen ...	229	—	—	—	—
CORK CUTTERS.					
International Cork Cutters ...	24	13	—	—	13

\* Travelling included with Ordinary Unemployed, members receiving the same benefit whether travelling or not.



TOTAL AMOUNT PAID IN 1908 AS UNEMPLOYED BENEFITS BY EACH TRADE UNION FROM WHICH INFORMATION WAS RECEIVED—*continued.*

Name of Union.	Number of Members at end of 1908. (Members are males unless otherwise stated.)	Amount of UNEMPLOYED BENEFITS paid in 1908, including payments on account of breakdowns, short time, &c., and payments for unemployment caused by disputes between employers and other classes of workpeople, but excluding payments on account of disputes to which members were party.			
		Ordinary Unemployed (including Breakdowns, Lock-outs, &c.).	Travelling.	Emigration, Fares to Jobs, Removals.	TOTAL.
		£	£	£	£

MISCELLANEOUS TRADES—*cont.*

## GARDENERS.

British Gardeners ... ..	1,378	—	—	—	—
--------------------------	-------	---	---	---	---

## AGENTS (LIFE ASSURANCE, &amp;C.)

National Life Assurance Agents ... ..	2,351	20	—	—	20
Royal Liver Agents and Employees ... ..	Males, 2,370 Females, 30	—	—	—	—
Prudential Assurance Agents ... ..	3,850	—	—	—	—
City of Glasgow Friendly Society Agents	34	—	—	—	—
Liverpool Victoria Employees ... ..	451	—	—	—	—
Albion Friendly Society Agents ... ..	34	—	—	—	—

## CLERKS AND TYPISTS.

National Union of Clerks ... ..	Males, 850 Females, 150	134	—	—	134
Royal Liver Clerks ... ..	120	—	—	—	—
Shorthand Writers and Typists ... ..	Males, 5 Females, 139	—	—	—	—

## JOURNALISTS.

National Journalists ... ..	Males, 998 Females, 6	92	—	—	92
-----------------------------	--------------------------------	----	---	---	----

## TELEPHONE EMPLOYEES.

National Telephone Operators ... ..	Males, 10 Females, 890	—	—	—	—
National Telephone Employees ... ..	Males, 1,530 Females, 97	—	—	—	—

## SHOP ASSISTANTS, &amp;C.

Amalgamated Co-operative Employees ...	Males, 24,115 Females, 1,024	2,761	—	—	2,761
Shop Assistants, Warehousemen, and Clerks.	Males, 15,573 Females, 3,137	8,358	—	—	8,358
National Grocers' Assistants ... ..	Males, 1,254 Females, 5	353	—	—	353

**TOTAL AMOUNT PAID IN 1908 AS UNEMPLOYED BENEFITS BY EACH TRADE UNION FROM WHICH INFORMATION WAS RECEIVED—continued.**

Name of Union.	Number of Members at end of 1908. (Members are males unless otherwise stated.)	Amount of UNEMPLOYED BENEFITS paid in 1908, including payments on account of breakdowns, short time, &c., and payments for unemployment caused by disputes between employers and other classes of workpeople, but excluding payments on account of disputes to which members were party.			
		Ordinary Unemployed (including Breakdowns, Lock-outs, &c.).	Travelling.	Emigration, Fares to Jobs, Removals.	TOTAL.
		£	£	£	£

**MISCELLANEOUS TRADES—cont.**

<b>SHOP ASSISTANTS, &amp;c.—cont.</b>					
Irish Drapers' Assistants ... ..	Males, 2,500	458	—	—	458
	Females, 954				
General Warehousemen, Drivers, Shop Workers, and Kindred Trades (Dublin).	38	9	—	—	9
<b>ENGRAVERS TO CALICO PRINTERS AND PAPER STAINERS.</b>					
Scottish Engravers to Calico Printers and Paper Stainers.	327	695	—	Fares, 1	696
Engravers to Calico Printers and Paper Stainers.	1,314	1,374	—	—	1,374
<b>UMBRELLA MAKERS.</b>					
Manchester and Salford United Umbrella Makers.	128	45	—	—	45
<b>MUSICIANS, THEATRICAL AND MUSIC HALL EMPLOYEES.</b>					
National Theatrical Employees ... ..	972	—	—	—	—
Amalgamated Musicians ... ..	4,425	—	—	Fares, 3	3
Orchestral Association ... ..	1,470	—	—	—	—
Variety Artists' Federation ... ..	Males, 2,961	—	—	—	—
	Females, 902				
Artistes* ... ..	—	—	—	—	—
National Federation of Professional Musicians.	146	—	—	—	—
Actors† ... ..	Males, 350	—	—	—	—
	Females, 350				
<b>FOOTBALL PLAYERS.</b>					
Association Football Players' Union ...	785	—	—	—	—
<b>PAVIORS, FLAGGERS, ASPHALTERS, &amp;c.</b>					
Blackburn Operative Flaggers and Slaters	75	—	—	—	—
Street Masons, Paviers, Stone and Sett Dressers.	858	—	—	—	—

\* Union dissolved in 1908.

† Union dissolved in 1909.



TOTAL AMOUNT PAID IN 1908 AS UNEMPLOYED BENEFITS BY EACH TRADE UNION FROM WHICH  
INFORMATION WAS RECEIVED—*continued.*

Name of Union.	Number of Members at end of 1908. (Members are males unless otherwise stated.)	Amount of UNEMPLOYED BENEFITS paid in 1908, including payments on account of breakdowns, short time, &c., and payments for unemployment caused by disputes between employers and other classes of workpeople, but excluding payments on account of disputes to which members were party.			
		Ordinary Unemployed (including Breakdowns, Lock-outs, &c.).	Travelling.	Emigration, Fares to Jobs, Removals.	TOTAL.
		£	£	£	£

MISCELLANEOUS TRADES—*cont.*

PAVIORS, FLAGGERS, ASPHALTERS, &c.— <i>continued.</i>					
United Operative Paviers (Newcastle-on-Tyne).	14	—	—	—	—
National Concrete and Asphalt Workers (Manchester).	100	—	—	—	—
Dublin Paviers ... ..	34	—	—	—	—
CHIMNEY SWEEPS.					
Bradford and District Amalgamated Chimney Sweepers.	14	—	—	—	—
CARETAKERS, &c.					
National Federation of Caretakers ...	703	—	—	—	—
BILL POSTERS.					
Amalgamated Bill Posters ... ..	112	31	—	—	31
FIREWOOD CUTTERS.					
Firewood Cutters ... ..	Males, 6 Females, 6	—	—	—	—
WAITERS.					
Glasgow International Chefs* ... ..	26	—	—	—	—
MIDWIVES.					
National Midwives... ..	Females, 150	85	—	—	85
HAIRDRESSERS.					
Scottish Journeymen Hairdressers and Barbers (Glasgow).	150	3	6	—	9
International Journeymen Hairdressers and Barbers of London.	160	2	—	—	2
Manchester and Salford Journeymen Hairdressers.	60	—	—	—	—

GENERAL LABOUR.

Western Counties Excavators, Quarrymen and General Labourers.	121	—	—	—	—
Bristol, West of England and South Wales Operatives.	45,762	—	6	—	6
Gas Workers and General Labourers ...	Males, 31,485 Females, 832	†	—	—	—†

\* Union dissolved in 1909.

† Benefit paid in cases of lock-out through disputes among other classes of workpeople cannot be separated from Benefit paid in cases of disputes to which members were party.

**TOTAL AMOUNT PAID IN 1908 AS UNEMPLOYED BENEFITS BY EACH TRADE UNION FROM WHICH  
INFORMATION WAS RECEIVED—continued.**

Name of Union.	Number of Members at end of 1908. (Members are males unless otherwise stated.)	Amount of UNEMPLOYED BENEFITS paid in 1908, including payments on account of breakdowns, short time, &c., and payments for unemploy- ment caused by disputes between employers and other classes of workpeople, but excluding payments on account of disputes to which members were party.			
		Ordinary Unemployed (including Breakdowns, Lock-outs, &c.).	Travelling.	Emigration, Fares to Jobs, Removals.	TOTAL.
		£	£	£	£

**GENERAL LABOUR—cont.**

Gas Workers, Brick Makers, and General Labourers	3,792	194	—	—	194
Labour Protection League ... ..	2,200	—	—	—	—
National Amalgamated Labourers ... ..	3,195	—	—	—	—
National Amalgamated Union of Labour	16,543	5,288	—	—	5,288
National Labourers (Scotland) ... ..	447	—	—	—	—
Manchester Machine, Electric and other Women Workers.	<i>Females,</i> 76	10	—	—	10
British Labour Amalgamation ... ..	<i>Males,</i> 837 <i>Females,</i> 65	29	—	—	29
The Workers' Union ... ..	4,300	596	—	—	596
Rathmines and District Workmen ... ..	92	—	—	—	—
Kilmacow Trade and Labour Benefit and Protective Society.	70	—	—	—	—
National Federation of Women Workers	<i>Females,</i> 2,714	7	—	—	7

**EMPLOYEES OF PUBLIC AUTHORITIES.**

**NATIONAL EMPLOYEES.**

**ADMIRALTY EMPLOYEES.**

Ship Joiners, Chatham ... ..	100	—	—	—	—
Smiths, Chatham ... ..	93	—	—	—	—
Government Labourers, Chatham ... ..	525	—	—	—	—
Ship Joiners, Sheerness ... ..	50	—	—	—	—
Ship Joiners, Devonport and Keyham ...	123	—	—	—	—
Ship Joiners, Portsmouth... ..	204	—	—	—	—
Hammermen, Chatham ... ..	92	—	—	—	—
Government Labourers, Devonport ... ..	400	—	—	—	—
Government Labourers, Sheerness ... ..	68	—	—	—	—
Royal Dockyards Iron and Steel Ship-builders.	118	—	—	—	—
Hand Drillers, Chatham ... ..	104	—	—	—	—
Ship Joiners, Pembroke ... ..	50	—	—	—	—
Government Labourers, Portsmouth ... ..	250	—	—	—	—
Boilermakers' Helpers, Chatham ... ..	140	—	—	—	—
Sailmakers, Sheerness ... ..	13	—	—	—	—
Sailmakers, Devonport ... ..	46	—	—	—	—
Electrical Wiremen, Portsmouth ... ..	41	—	—	—	—
Storehousemen, Royal Victoria Yard ...	24	—	—	—	—
Ship Riggers, Portsmouth... ..	97	—	—	—	—
Royal Dockyards Wood Caulkers ... ..	46	—	—	—	—
Ship Riggers, Sheerness ... ..	50	—	—	—	—
Sailmakers, Chatham ... ..	31	—	—	—	—

**POST OFFICE EMPLOYEES.**

Postal Telegraph Clerks ... ..	<i>Males,</i> 6,211 <i>Females,</i> 2,616	—	—	—	—
United Kingdom Postal Clerks ... ..	<i>Males,</i> 5,960 <i>Females,</i> 477	—	—	—	—



**TOTAL AMOUNT PAID IN 1908 AS UNEMPLOYED BENEFITS BY EACH TRADE UNION FROM WHICH INFORMATION WAS RECEIVED—continued.**

Name of Union.	Number of Members at end of 1908. (Members are males unless otherwise stated.)	Amount of UNEMPLOYED BENEFITS paid in 1908, including payments on account of breakdowns, short time, &c., and payments for unemployment caused by disputes between employers and other classes of workpeople, but excluding payments on account of disputes to which members were party.			
		Ordinary Unemployed (including Breakdowns, Lock-outs, &c.).	Travelling.	Emigration, Fares to Jobs, Removals.	TOTAL.
		£	£	£	£

**EMPLOYEES OF PUBLIC AUTHORITIES—cont.**

**NATIONAL EMPLOYEES—cont.**

**POST OFFICE EMPLOYEES—cont.**

Fawcett Association ... ..	5,144	—	—	—	—
Postmen's Federation ... ..	Males, 35,411	—	—	—	—
	Females, 30				
Tracers' Association (G.P.O.) ... ..	86	—	—	—	—
London Postal Superintending Officers ...	632	—	—	—	—
Engineering and Stores Association (Postal Telegraphs) ... ..	2,131	—	—	—	—
Senior Postmen and Lobby Officers ...	179	—	—	—	—
Irish Post Office Clerks ... ..	Males, 1,234	—	—	—	—
	Females, 103				
London Postal Porters ... ..	1,123	—	—	—	—
Second Class Assistant Inspectors of Telegraph Messengers (London Postal Service) ... ..	55	—	—	—	—
Tube Staff Association ... ..	75	—	—	—	—
Women Sorters ... ..	Females, 488	—	—	—	—
Sorter Tracers ... ..	200	—	—	—	—
London Assistant and Head Postmen ...	98	—	—	—	—
Post Office Engineering Clerks ... ..	264	—	—	—	—
Messengers (G.P.O.) ... ..	51	—	—	—	—
Postal Bagmen ... ..	86	—	—	—	—
Returned Letter Office Assistants ...	58	—	—	—	—
Central London Postmen ... ..	945	—	—	—	—

**OTHER NATIONAL EMPLOYEES.**

Customs Watchers' Federation ... ..	500	—	—	—	—
Royal Army Clothing Department Em- ployees ... ..	Males, 246	—	—	—	—
	Females, 271				
Ordnance Survey Employees (Southamp- ton) ... ..	74	—	—	—	—
Houses of Parliament Employees ...	100	—	—	—	—
Small Arms Employees (Enfield) ...	600	—	—	—	—
Woolwich Workers ... ..	450	30	—	—	30
Army Ordnance Department Employees of Ireland ... ..	111	—	—	—	—
Government Parks Workers (Ireland) ...	76	—	—	—	—
Royal Gardens, Kew, Employees ...	140	—	—	—	—
Weedon Army Ordnance Department Employees ... ..	90	—	—	—	—
Irish Survey Fieldmen ... ..	110	—	—	—	—
Royal Parks (London) Employees ...	472	—	—	—	—
Royal Gunpowder Factory Employees (Waltham Abbey) ... ..	150	—	—	—	—
Royal Botanic Gardens (Edinburgh) Employees ... ..	32	—	—	—	—
Non-Pensioner Watchers (H.M. Customs, London) ... ..	70	—	—	—	—

TOTAL AMOUNT PAID IN 1908 AS UNEMPLOYED BENEFITS BY EACH TRADE UNION FROM WHICH INFORMATION WAS RECEIVED—*continued*.

Name of Union.	Number of Members at end of 1908. (Members are males unless otherwise stated.)	Amount of UNEMPLOYED BENEFITS paid in 1908, including payments on account of breakdowns, short time, &c., and payments for unemployment caused by disputes between employers and other classes of workpeople, but excluding payments on account of disputes to which members were party.			
		Ordinary Unemployed (including Breakdowns, Lock-outs, &c.).	Travelling.	Emigration, Fares to Jobs, Removals.	TOTAL.
		£	£	£	£

EMPLOYEES OF PUBLIC AUTHORITIES—*cont.*NATIONAL EMPLOYEES—*cont.*OTHER NATIONAL EMPLOYEES—*cont.*

Government Stores Clerical Association (Woolwich).	70	—	—	—	—
Amalgamated Outport Watchers (H.M. Customs).	429	—	—	—	—
Civil Service Typists ... ..	<i>Females,</i> 96	—	—	—	—

## EMPLOYEES OF LOCAL AUTHORITIES.

Birmingham and District Municipal Employees.	144	—	—	—	—
London County Council Schoolkeepers...	441	—	—	—	—
Limerick Corporation Employees ...	96	—	—	—	—
Bolton Corporation Servants ... ..	220	—	—	—	—
West Ham Council Schools Caretakers ...	68	—	—	—	—
Dublin Fire Brigade Men ... ..	40	—	—	—	—
Municipal Employees ... ..	<i>Males,</i> 12,857	—	—	—	—
	<i>Females,</i> 100				
United Corporation Workmen of Dublin	670	—	—	—	—
Marylebone Municipal Employees ...	70	—	—	—	—
Hackney Municipal Labour Union* ...	87	—	—	—	—
National Corporation Workers ... ..	4,000	—	—	—	—
Dublin Corporation Waterworks Employees.	30	—	—	—	—

\* Union dissolved in 1902.



## EXPENDITURE ON

AMOUNT PAID IN EACH OF THE YEARS 1900 TO 1909 AS UNEMPLOYED  
INFORMATION WAS RECEIVED, TOGETHER WITH THE

## BUILDING

	Year.	United Operative Bricklayers (Manchester Unity).	Operative Bricklayers.	Limerick Masons and Bricklayers.	Operative Stonemasons of England and Wales.	United Operative Masons and Granite Cutters.	Amalga- mated Operative Marble and Slate Masons.
		No.	No.	No.	No.	No.	No.
Total Number of Members at end of Year ... ..	1900	3,438	38,830	87	19,419	2,151	121
	1901	3,136	38,743	60	18,684	2,277	104
	1902	2,931	38,410	70	17,805	2,392	92
	1903	2,764	37,821	75	17,140	2,521	90
	1904	2,443	35,488	50	16,303	2,475	100
	1905	2,262	32,830	72	14,981	2,327	99
	1906	2,139	31,267	79	13,245	2,284	92
	1907	2,247	30,504	86	11,442	2,227	98
	1908	2,117	28,495	76	9,596	2,022	97
	1909	1,765	25,008	86	7,849	2,061	71
Approximate Number of Members eligible to receive Unem- ployed Benefits during the Year ...	1900	4,300	35,651	90	18,680	—	111
	1901	3,438	37,985	87	19,016	—	121
	1902	3,136	37,902	60	18,321	—	104
	1903	2,931	37,666	70	17,409	—	92
	1904	2,764	37,128	75	16,692	—	90
	1905	2,443	34,845	50	15,806	—	100
	1906	2,262	32,174	72	14,448	—	99
	1907	2,139	30,518	79	12,675	—	92
	1908	2,247	29,593	86	10,855	2,227	98
	1909	2,117	27,573	76	9,046	2,022	97
Total Amount of Un- employed Benefits		£	£	£	£	£	£
	1900	22	453	63	2,109	—	41
	1901	36	782	38	3,094	—	78
	1902	21	742	52	2,679	—	87
	1903	29	815	56	2,706	—	73
	1904	47	1,597	67	3,991	50(*)	80
	1905	44	2,010	41	5,445	73(*)	129
	1906	42	1,480	43	4,642	249(*)	96
	1907	41	1,305	37	2,880	—	100
	1908	62	1,594	45	798	2,651	115
	1909	80	1,020	49	546	1,234	110
Cost of Unemployed Benefits per head of Eligible Member- ship... ..		s. d.	s. d.	s. d.	s. d.	s. d.	s. d.
	1900	0 1	0 3	14 0	2 3	—	7 5
	1901	0 3	0 5	8 9	3 3	—	12 11
	1902	0 2	0 5	17 4	2 11	—	16 9
	1903	0 2	0 5	16 0	3 1	—	15 10
	1904	0 4	0 10	17 10	4 9	—	17 9
	1905	0 4	1 2	16 5	6 11	—	25 10
	1906	0 4	0 11	11 11	6 5	—	19 5
	1907	0 5	0 10	9 4	4 7	—	21 9
	1908	0 7	1 1	10 6	1 6	23 10	23 6
	1909	0 9	0 9	12 10	1 2	12 2	22 8
Page on which Rules as to Unemployed Benefits are analysed	Mean of 1900-09	0 4	0 9	13 6	3 8	18 0†	18 5
	—	18	18	—	18	18	20

\* The sums stated for these years were voted and disbursed, but Rules

† Mean of two years.

‡ Exclusive of members of foreign and colonial branches and of the

## UNEMPLOYED BENEFITS.

BENEFITS BY EACH TRADE UNION IN THE INSURED TRADES FROM WHICH  
COST PER HEAD OF ELIGIBLE MEMBERSHIP.

## TRADES.

General Union of Operative Carpenters and Joiners.	Northamp- ton Carpenters and Joiners.	Amalgamated Carpenters and Joiners.	Associated Carpenters and Joiners.	Amalga- mated Slaters and Tilers.	United Operative Plumbers. (Great Britain and Ireland).
No.	No.	No.	No.	No.	No.
7,727	19	In U.K. ... 60,264 Abroad ... 4,748	In U.K. ... 9,808 Abroad ... —	1,497	In U.K. ... 11,186 Abroad ... —
7,301	20	In U.K. ... 61,222 Abroad ... 5,796	In U.K. ... 8,785 Abroad ... —	1,260	In U.K. ... 11,089 Abroad ... —
6,968	21	In U.K. ... 61,605 Abroad ... 8,337	In U.K. ... 8,802 Abroad ... —	1,207	In U.K. ... 11,390 Abroad ... —
6,566	19	In U.K. ... 62,364 Abroad ... 9,183	In U.K. ... 8,659 Abroad ... —	1,264	In U.K. ... 11,498 Abroad ... —
6,152	18	In U.K. ... 62,212 Abroad ... 8,551	In U.K. ... 8,158 Abroad ... 31	1,102	In U.K. ... 11,497 Abroad ... —
5,532	16	In U.K. ... 59,270 Abroad ... 8,907	In U.K. ... 7,326 Abroad ... 17	987	In U.K. ... 11,419 Abroad ... —
5,565	17	In U.K. ... 54,435 Abroad ... 11,927	In U.K. ... 6,484 Abroad ... 6	992	In U.K. ... 11,230 Abroad ... 17
5,451	18	In U.K. ... 54,539 Abroad ... 14,196	In U.K. ... 6,465 Abroad ... 5	1,060	In U.K. ... 11,438 Abroad ... 37
5,241	16	In U.K. ... 50,119 Abroad ... 11,101	In U.K. ... 5,704 Abroad ... 4	1,060	In U.K. ... 11,322 Abroad ... 67
5,423	14	In U.K. ... 45,386 Abroad ... 11,064	In U.K. ... 4,690 Abroad ... —	894	In U.K. ... 11,166 Abroad ... 66
4,430	19	51,795+	3,347	1,296	9,989
4,420	19	54,135+	3,353	1,497	10,447
4,247	20	55,157+	3,403	1,260	10,450
4,224	21	55,827+	3,406	1,207	10,683
4,085	19	56,942+	3,654	1,264	10,796
3,951	18	57,341+	3,605	1,102	10,717
3,812	16	54,731+	3,304	987	10,659
3,986	17	50,402+	2,901	992	10,463
4,000	18	50,104+	2,894	1,060	10,645
3,942	16	46,279+	2,570	1,060	10,561
£	£	£	£	£	£
1,879	7	27,485+	2,920	18	587
2,795	1	42,077+	3,307	30	1,065
2,983	8	45,100+	2,404	33	5,192
2,813	9	48,765+	2,785	26	6,221
4,163	19	83,497+	5,742	37	8,455
3,907	28	87,475+	5,298	26	7,593
3,366	20	72,403+	3,791	17	8,294
3,483	13	62,822+	3,351	16	8,139
4,427	16	93,072+	5,675	22	10,243
4,014	11	81,750+	2,850	14	10,547
s. d.	s. d.	s. d.	s. d.	s. d.	s. d.
8 6	7 4	10 7	17 5	0 3	1 2
12 8	1 1	15 7	19 9	0 5	2 0
14 1	8 0	16 4	14 2	0 6	9 11
13 4	8 7	17 6	16 4	0 5	11 8
20 5	20 0	29 4	31 5	0 7	15 8
19 9	31 1	30 6	29 5	0 6	14 2
17 8	25 0	26 5	22 11	0 4	15 7
17 6	15 4	24 11	23 1	0 4	15 7
22 2	17 9	37 2	39 3	0 5	19 3
20 4	13 9	35 4	22 2	0 3	20 0
16 8	14 10	24 4	23 7	0 5	12 6
20	20	20	20	20	22

providing for regular Unemployed Benefit did not come into effect till 1908.

amount of Unemployed Benefits paid to such members.



## EXPENDITURE ON

AMOUNT PAID IN EACH OF THE YEARS 1900 TO 1909 AS UNEMPLOYED  
INFORMATION WAS RECEIVED, TOGETHER WITH THE COST

## BUILDING

	Year.	Dublin Operative Plasterers.	Cork Slaters and Plasterers.	National Operative Plasterers.	Metropolitan House Painters (Dublin).	National Amalgamated House and Ship Painters and Decorators.	St. Helens House Painters and Decorators.
		No.	No.	No.	No.	No.	No.
Total Number of Members at end of Year ...	1900	320	110	11,009	500	10,448	45
	1901	390	108	10,074	476	10,833	43
	1902	350	110	9,568	430	11,185	42
	1903	332	125	9,246	450	11,077	33
	1904	196	125	8,732	450	16,056	32
	1905	200	140	8,176	430	16,542	35
	1906	300	119	7,823	487	16,519	30
	1907	220	120	7,388	482	17,377	33
	1908	170	121	7,019	482	17,462	28
	1909	200	120	6,329	482	16,619	26
Approximate Number of Members eligible to receive Unem- ployed Benefits during the Year.	1900	—	107	9,378	600	9,167	45
	1901	—	110	9,494	500	9,403	45
	1902	—	108	8,692	476	9,750	43
	1903	—	110	8,345	430	10,067	42
	1904	332	125	8,071	450	9,969	33
	1905	196	125	7,714	450	14,450	32
	1906	200	140	7,216	430	14,888	35
	1907	300	119	7,022	487	14,867	30
	1908	220	120	6,654	482	15,639	33
	1909	170	121	6,329	482	15,716	28
Total Amount of Un- employed Benefits		£	£	£	£	£	£
	1900	—	—	246	596	7,307	—
	1901	—	—	481	539	11,009	7
	1902	—	—	280	579	12,047	9
	1903	—	—	346	512	12,484	9
	1904	56	—	519	597	22,053	12
	1905	68	—	635	381	25,197	12
	1906	82	6	484	297	25,937	14
	1907	144	4	497	155	24,845	16
	1908	191	—	465	249	28,563	13
	1909	193	6	384	403	30,025	15
Cost of Unemployed Benefits per head of Eligible Member- ship... ..		s. d.	s. d.	s. d.	s. d.	s. d.	s. d.
	1900	—	—	0 6	19 10	15 11	—
	1901	—	—	1 0	21 7	23 5	3 1
	1902	—	—	0 8	24 4	24 9	4 2
	1903	—	—	0 10	23 10	24 10	4 3
	1904	3 4	—	1 3	26 6	44 3	7 3
	1905	6 11	—	1 8	16 11	34 10	7 6
	1906	8 2	0 10	1 4	13 10	34 10	8 0
	1907	9 7	0 8	1 5	6 4	33 5	10 8
	1908	17 4	—	1 5	10 4	36 6	7 11
	1909	22 8	1 0	1 3	16 9	38 3	10 9
	Mean of 1900-09	11 4*	0 3	1 2	18 0	31 1	6 4
Page on which Rules as to Unemployed Benefits are analysed	—/	22	22	22	22	24	24

\* Mean of six years.

(a.) The particulars for the years 1900 to 1906 represent (1) the various unions, formerly federated as the Federated formerly belonged to the Federated Builders' Labourers, but which ceased to exist before 1907. The amount of

## UNEMPLOYED BENEFITS.

BENEFITS BY EACH TRADE UNION IN THE INSURED TRADES FROM WHICH PER HEAD OF ELIGIBLE MEMBERSHIP—*continued.*TRADES—*continued.*

Barnsley Operative House Painters.	Scottish Painters.	National Operative Plasterers' Labourers.	Navvies, Builders' Labourers and General Labourers.	Coventry and District Builders' Labourers.	Nottingham Builders' Labourers.	Wolver- hampton and District Builders' Labourers.	National Builders' Labourers.(a)	Gas Fitters (Birming- ham).
No.	No.	No.	No.	No.	No.	No.	No.	No.
54	3,163	670	3,525	160	1,098	242	8,092	120
46	3,028	484	3,520	130	1,195	117	8,026	125
46	2,949	596	3,000	130	1,095	96	7,636	113
49	3,031	625	2,625	140	1,014	75	6,858	110
47	2,924	325	1,988	100	835	48	5,453	86
43	3,086	320	2,010	110	840	40	3,373	90
37	3,019	312	2,032	230	760	38	3,058	90
35	3,025	290	2,057	230	720	44	2,866	90
38	2,918	230	2,072	130	670	39	2,653	80
33	2,841	182	2,147	120	702	32	2,291	80
54	—	510	3,320	414	1,013	305	9,453	150
54	—	670	3,525	160	1,098	242	8,092	120
46	—	484	3,520	130	1,195	117	8,026	125
46	100	596	3,000	130	1,095	96	7,636	113
49	139	625	2,625	140	1,014	75	6,858	110
47	156	325	1,988	100	835	48	5,453	86
43	219	320	2,010	110	840	40	3,373	90
37	314	312	2,032	230	760	38	3,058	90
35	379	290	2,057	230	720	44	2,866	90
38	370	230	2,072	130	670	39	2,653	80
£	£	£	£	£	£	£	£	£
44	—	38	157	1	1	—	22	5
31	—	6	20	1	3	—	27	5
41	—	5	21	1	3	1	30	10
43	77	4	20	2	2	2	29	50
51	127	4	—	4	7	1	44	59
58	135	—	51	2	1	—	40	16
59	152	1	—	3	—	—	19	16
41	168	—	1	2	1	—	13	24
36	270	—	1	1	—	—	13	27
38	288	1	1	1	—	—	9	8
s. d.	s. d.	s. d.	s. d.	s. d.	s. d.	s. d.	s. d.	s. d.
16 4	—	1 6	0 11	0 1	—	—	0 1	0 8
11 6	—	0 2	0 1	0 2	0 1	—	0 1	0 10
17 10	—	0 2	0 1	0 2	0 1	0 2	0 1	1 7
18 8	15 5	0 2	0 2	0 4	—	0 5	0 1	8 10
20 10	18 3	0 2	—	0 7	0 2	0 3	0 2	10 9
24 8	17 4	—	0 6	0 5	—	—	0 2	3 9
27 5	13 11	0 1	—	0 7	—	—	0 1	3 7
22 2	10 8	—	—	0 2	—	—	0 1	5 4
20 7	14 3	—	—	0 1	—	—	0 1	6 0
20 0	15 7	0 1	—	0 2	—	—	0 1	2 0
20 0	15 1†	0 3	0 2	0 3	—	0 1	0 1	4 4
24	24	26	26	28	28	28	30	30

† Mean of seven years.

Builders' Labourers, which amalgamated in 1907 to form the National Society, and (2) various other unions which benefit for 1900-1906 has been estimated from partial information.



## EXPENDITURE ON

AMOUNT PAID IN EACH OF THE YEARS 1900 TO 1909 AS UNEMPLOYED  
INFORMATION WAS RECEIVED, TOGETHER WITH THE COST

BUILDING TRADES—*continued.*

## ENGINEERING

	Year.	Glass Painters (London).	Fret Lead Glaziers and Cutters.	Ornamental Decorators of the Composition Trade.	Amalga- mated Decorative Glass Workers.	Friendly Society of Ironfounders.
		No.	No.	No.	No.	No.
Total Number of Members at end of Year ...	1900	64	114	85	300	In U.K. ... 18,277 Abroad ... 80
	1901	59	116	86	368	In U.K. ... 18,181 Abroad ... 87
	1902	53	110	79	319	In U.K. ... 18,183 Abroad ... 104
	1903	50	112	100	310	In U.K. ... 18,267 Abroad ... 160
	1904	50	102	95	289	In U.K. ... 18,248 Abroad ... 178
	1905	48	93	80	276	In U.K. ... 18,286 Abroad ... 188
	1906	44	88	80	252	In U.K. ... 19,041 Abroad ... 223
	1907	42	76	74	255	In U.K. ... 19,271 Abroad ... 230
	1908	40	68	75	226	In U.K. ... 18,787 Abroad ... 232
	1909	38	62	75	240	In U.K. ... 17,949 Abroad ... 360
Approximate Number of Members eligible to receive Unem- ployed Benefits during the Year ...	1900	72	109	80	304	16,170
	1901	64	114	85	300	16,453
	1902	59	116	86	368	16,378
	1903	53	110	79	319	16,330
	1904	50	112	100	310	16,382
	1905	50	102	95	289	16,318
	1906	48	93	80	276	16,476
	1907	44	88	80	252	17,236
	1908	42	76	74	255	17,465
	1909	40	68	75	226	16,935
Total Amount of Un- employed Benefits		£	£	£	£	£
	1900	96	16	52	132	11,173
	1901	85	71	—	252	24,756
	1902	57	68	10	306	28,381
	1903	35	86	68	187	24,067
	1904	82	179	132	355	39,174
	1905	82	147	180	364	26,549
	1906	94	187	105	301	17,560
	1907	118	188	108	227	22,790
	1908	82	153	182	253	67,813
	1909	83	142	217	288	61,715
Cost of Unemployed Benefits per head of Eligible Member- ship... ..		s. d.	s. d.	s. d.	s. d.	s. d.
	1900	26 8	2 11	13 0	8 8	13 10
	1901	26 7	12 5	—	16 10	30 1
	1902	19 4	11 9	2 4	16 8	34 8
	1903	13 2	15 8	17 3	11 9	29 6
	1904	32 10	32 0	26 5	22 11	47 10
	1905	32 10	28 10	37 11	25 2	32 6
	1906	39 2	40 3	26 3	21 10	21 4
	1907	53 8	42 9	27 0	18 0	26 5
	1908	39 1	40 3	49 2	19 10	77 8
	1909	41 6	41 9	57 10	25 6	72 11
Page on which Rules as to Unemployed Benefits are analysed	Mean of 1900-09	32 6	26 10	25 9	18 9	38 8
	—	30	30	30	30	46

(a) The particulars for 1900 and 1901 represent nine local societies which amalgamated.  
\* These amounts were raised by voluntary levy.



## UNEMPLOYED BENEFITS.

BENEFITS BY EACH TRADE UNION IN THE INSURED TRADES FROM WHICH PER HEAD OF ELIGIBLE MEMBERSHIP—*continued.*

ENGINEERING—*continued.*

Associated Iron-moulders of Scotland.	Associated Iron, Steel and Brass Dressers of Scotland.	Iron and Steel Dressers.	Central Iron Moulders of Scotland.	Amalgamated Moulders.	National Stove, Grate, Fender and General Light Metal Workers.	Amalgamated Core Makers. (a)	Steam Engine Makers.
No.	No.	No.	No.	No.	No.		No.
In U.K. 7,412	1,024	1,390	3,150	705	1,460	684	In U.K. 8,495
Abroad 92							Abroad 71
In U.K. 7,752	986	1,340	3,206	583	1,460	722	In U.K. 8,888
Abroad 80							Abroad 88
In U.K. 7,633	958	1,350	3,524	661	1,460	672	In U.K. 9,211
Abroad 76							Abroad 92
In U.K. 7,415	973	1,750	3,758	515	1,460	951	In U.K. 9,543
Abroad 110							Abroad 108
In U.K. 7,536	947	1,600	3,685	518	1,460	990	In U.K. 9,943
Abroad 46							Abroad 58
In U.K. 7,761	1,027	1,700	3,783	703	1,460	1,030	In U.K. 10,549
Abroad 70							Abroad 96
In U.K. 7,984	1,183	1,780	4,019	1,008	1,300	1,200	In U.K. 11,518
Abroad 81							Abroad 81
In U.K. 7,957	1,193	1,700	4,695	1,292	1,000	1,366	In U.K. 12,351
Abroad 170							Abroad 101
In U.K. 8,131	1,065	1,439	4,471	1,276	1,000	1,341	In U.K. 12,820
Abroad 165							Abroad 82
In U.K. 7,801	1,057	1,360	4,647	1,209	1,002	1,325	In U.K. 12,933
Abroad 175							Abroad 101
6,678	1,044	1,500	—	735	1,448	625	7,707
6,461	997	1,350	—	680	1,460	684	8,057
6,790	960	1,300	—	563	1,460	722	8,442
6,685	933	1,300	—	638	1,460	671	8,854
6,455	947	1,700	—	497	1,460	949	9,073
6,638	922	1,550	—	500	1,460	988	9,508
6,823	1,000	1,650	—	678	1,460	1,027	10,136
7,046	1,152	1,700	—	973	1,300	1,197	11,026
6,860	1,166	1,559	4,419	1,247	1,000	1,359	11,853
6,985	1,043	1,391	4,197	1,231	1,000	1,334	12,391
£	£	£	£	£	£	£	£
10,249	307	346	—	463	65	351	2,056
9,089	220	639	—	1,224	289	1,020	3,268
12,001	407	1,181	—	547	229	990	5,456
11,639	515	796	—	803	313	965	5,666
13,247	539	1,943	172(*)	1,040	376	1,362	9,762
9,227	324	1,150	28(*)	183	336	779	8,073
5,903	248	800	—	124	292	657	3,886
9,438	401	1,495	—	216	257	1,065	5,664
38,683	2,226	2,620	726	1,222	487	4,428	13,329
22,252	1,218	2,297	2,363	2,324	465	3,402	19,403
s. d.	s. d.	s. d.	s. d.	s. d.	s. d.	s. d.	s. d.
30 8	5 11	4 7	—	12 7	0 11	11 3	5 4
28 2	4 5	9 6	—	36 0	4 0	29 10	8 1
35 4	8 6	18 2	—	19 5	3 2	27 5	12 11
34 10	11 0	12 3	—	25 2	4 3	28 9	12 10
41 1	11 5	22 10	—	41 10	5 2	28 8	21 6
27 10	7 0	14 10	—	7 4	4 7	15 9	17 0
17 4	5 0	9 8	—	3 8	4 0	12 10	7 8
26 9	7 0	17 7	—	4 5	3 11	17 10	10 3
112 9	38 2	33 7	3 3	19 7	9 9	65 2	22 6
63 9	23 4	33 0	11 3	37 9	9 4	51 0	31 4
41 10	12 2	17 7	7 3†	20 9	4 11	28 10	14 11
46	46	46	48	48	48	48	48

in 1902. The amount of benefits for 1900 to 1902 has been estimated from partial information.

† Mean of two years.



## EXPENDITURE ON

AMOUNT PAID IN EACH OF THE YEARS 1900 to 1909 as UNEMPLOYED  
INFORMATION WAS RECEIVED, TOGETHER WITH THE COST

## ENGINEERING—continued.

	Year.	Machine, Engine, and Iron Grinders and Glazers.	United Machine Workers.	Machine, En- gine, and Iron Grinders (Glasgow).	Amalgamated Engineers.
		No.	No.	No.	No.
Total Number of Members at end of Year ...	1900	433	3,769	95	In U.K. ... 83,574 Abroad ... 4,098
	1901	404	3,917	98	In U.K. ... 86,248 Abroad ... 4,695
	1902	394	3,815	98	In U.K. ... 87,652 Abroad ... 5,600
	1903	402	3,782	98	In U.K. ... 88,473 Abroad ... 6,930
	1904	433	3,764	95	In U.K. ... 89,403 Abroad ... 6,703
	1905	521	4,029	99	In U.K. ... 91,653 Abroad ... 7,013
	1906	632	4,907	98	In U.K. ... 97,678 Abroad ... 7,193
	1907	780	5,342	100	In U.K. ... 102,003 Abroad ... 8,081
	1908	767	5,152	96	In U.K. ... 100,151 Abroad ... 7,969
	1909	746	4,812	95	In U.K. ... 97,978 Abroad ... 9,162
Approximate Number of Members eligible to receive Unem- ployed Benefits during the Year ...	1900	426	3,013	92	74,172*
	1901	425	3,298	95	76,012*
	1902	395	3,427	98	78,759*
	1903	384	3,338	98	79,837*
	1904	391	3,309	98	80,774*
	1905	421	3,293	95	81,436*
	1906	509	3,525	99	83,726*
	1907	623	4,294	98	88,997*
	1908	769	4,674	100	92,527*
	1909	759	4,508	96	90,967*
Total Amount of Un- employed Benefits	1900	£ 266	£ 1,691	£ 10	£ 39,943*
	1901	678	2,718	39	52,237*
	1902	434	3,861	39	80,302*
	1903	372	3,821	90	80,870*
	1904	794	4,433	114	115,377*
	1905	240	2,426	111	85,511*
	1906	37	1,925	38	50,767*
	1907	46	3,358	36	61,159*
	1908	426	7,321	56	174,557*
	1909	1,587	8,625	79	194,375*
Cost of Unemployed Benefits per head of Eligible Member- ship ...	1900	s. d. 12 6	s. d. 11 3	s. d. 2 2	s. d. 10 9
	1901	31 11	16 6	8 3	13 9
	1902	22 0	22 6	8 0	20 5
	1903	19 5	22 11	18 4	20 3
	1904	40 7	26 10	23 3	28 7
	1905	11 5	14 9	23 4	21 0
	1906	1 5	10 11	7 8	12 2
	1907	1 6	15 8	7 4	13 9
	1908	11 1	31 4	11 2	37 9
	1909	41 10	38 3	16 6	42 9
Page on which Rules as to Unemployed Benefits are analysed	Mean of 1900-09	19 4	21 1	12 7	22 1
	—	48	48	48	48

\* Exclusive of members of foreign and Colonial branches, and of the amount of unemployed benefits paid to such members.  
† This Union joined the Amalgamated Whitesmiths, Domestic Engineers, &c., in 1904, but seceded in 1906.

## UNEMPLOYED BENEFITS.

BENEFITS BY EACH TRADE UNION IN THE INSURED TRADES FROM WHICH PER HEAD OF ELIGIBLE MEMBERSHIP—*continued.*ENGINEERING—*continued.*

United Pattern Makers.	Iron Safe Engineers.	Amalgamated Toolmakers, Engineers and Machinists.	National United Engineers.	General Iron Fitters. (a)	Sporting and Military Gun Workers.	Associated Pattern Makers of Scotland (Falkirk).	Newcastle Whitesmiths and Heating Engineers.
No.	No.	No.	No.	No.	No.	No.	No.
4,604	104	1,839	167	639	769	165	72
4,837	89	1,922	130	693	203	171	70
5,120	82	1,895	123	796	119	188	80
5,527	76	2,126	93	1,012	95	192	86
5,800	70	2,235	83	1,050	74	206	†
6,051	69	2,557	72	1,036	82	203	†
6,513	130	3,237	54	938	79	208	90
6,842	168	3,702	50	963	62	218	83
6,997	116	3,710	35	1,060	62	214	74
7,022	109	3,851	28	945	63	210	74
4,401	132	1,772	192	787	†	156	81
4,585	104	1,839	167	639	†	165	72
4,817	89	1,922	130	693	†	171	70
5,102	82	1,895	123	796	†	187	80
5,507	76	2,126	93	1,012	†	191	†
5,775	70	2,235	83	1,050	†	205	†
6,021	69	2,557	72	1,036	†	204	90
6,483	130	3,237	54	938	†	204	90
6,807	168	3,702	50	963	†	211	83
6,949	116	3,710	35	1,060	†	204	74
£	£	£	£	£	£	£	£
2,496	10	1,591	151	179	76	13	—
2,402	4	1,819	150	118	10	16	—
2,991	17	1,601	213	69	4	24	—
2,643	16	2,311	169	95	4	23	14
7,209	30	3,291	85	224	5	95	—
4,525	32	2,270	62	354	33	126	—
4,414	36	1,584	43	204	8	95	22
8,370	31	3,423	44	197	—	156	39
24,274	118	6,511	187	503	8	260	115
19,222	119	5,184	37	526	5	151	66
s. d.	s. d.	s. d.	s. d.	s. d.	s. d.	s. d.	s. d.
11 4	1 6	17 11	15 9	4 7	†	1 8	—
10 6	0 9	19 9	18 0	3 8	†	1 11	—
12 5	3 10	16 8	32 9	2 0	†	2 10	—
10 4	3 11	24 5	27 6	2 5	†	2 6	3 6
26 2	7 11	31 0	18 3	4 5	†	9 11	—
15 8	9 2	20 4	14 11	6 9	†	12 4	—
14 8	10 5	12 5	11 11	3 11	†	9 4	4 11
25 10	4 9	21 2	16 4	4 2	†	15 4	8 8
71 4	14 1	35 0	74 10	10 5	†	24 8	27 9
55 4	20 6	27 11	21 2	9 11	†	14 10	17 10
25 4	7 8	22 8	25 2	5 3	†	9 6	7 10½
50	50	50	50	50	50	50	50

† Information not available.

§ Mean of 8 years.

(a) Formerly known as the Scottish Range and Stove, and Ornamental Workers.



## EXPENDITURE ON

AMOUNT PAID IN EACH OF THE YEARS 1900 TO 1909 AS UNEMPLOYED  
INFORMATION WAS RECEIVED, TOGETHER WITH THE COST

## ENGINEERING—continued.

	Year.	Leeds Grinders and Glazers.	National Heating and Domestic Engineers, Whitesmiths, and General Ironworkers. (a)	Co-operative Smiths.	Associated Blacksmiths and Ironworkers.	Amalga- mated Smiths and Strikers.	Spring Smiths and Strikers (Sheffield).
		No.	No.	No.	No.	No.	No.
Total Number of Members at end of Year ... ..	1900	—	575	1,010	2,933	4,504	62
	1901	—	650	1,043	3,004	4,003	48
	1902	—	654	1,035	2,978	3,696	50
	1903	—	649	1,075	2,879	3,544	51
	1904	33	704	1,063	2,816	3,456	52
	1905	35	663	1,040	2,791	3,270	58
	1906	36	574	1,048	2,868	3,719	92
	1907	38	623	1,068	2,907	3,849	145
	1908	40	800	1,056	2,882	3,170	150
	1909	40	883	950	2,860	2,796	130
Approximate Number of Members eligible to receive Unem- ployed Benefits during the Year ...	1900	—	578	990	2,686	5,122	78
	1901	—	575	1,010	2,666	4,504	62
	1902	—	650	1,043	2,718	4,003	48
	1903	—	654	1,035	2,684	3,696	50
	1904	33	649	1,075	2,613	3,544	51
	1905	33	704	1,063	2,579	3,456	52
	1906	35	663	1,040	2,556	3,270	58
	1907	36	574	1,048	2,625	3,719	92
	1908	38	623	1,068	2,631	3,849	145
	1909	40	800	1,056	2,629	3,170	150
Total Amount of Un- employed Benefits		£	£	£	£	£	£
	1900	—	206	582	1,325	250	40
	1901	—	203	441	1,033	825	87
	1902	—	290	1,201	1,620	989	30
	1903	—	416	1,581	2,209	479	41
	1904	25	593	1,499	2,519	706	59
	1905	10	602	1,142	1,674	548	47
	1906	—	465	832	1,749	464	53
	1907	1	282	1,164	1,550	550	64
	1908	15	586	3,647	6,315	1,299	224
	1909	23	743	2,435	5,237	1,006	398
Cost of Unemployed Benefits per head of Eligible Member- ship... ..		s. d.	s. d.	s. d.	s. d.	s. d.	s. d.
	1900	—	7 2	11 9	9 10	1 0	10 3
	1901	—	7 1	8 9	7 9	3 8	28 1
	1902	—	8 11	23 0	11 11	4 11	12 6
	1903	—	12 9	30 7	16 6	2 7	16 5
	1904	15 2	18 3	27 11	19 3	4 0	23 2
	1905	6 1	17 1	21 6	13 0	3 2	18 1
	1906	—	14 0	16 0	13 8	2 10	18 3
	1907	0 7	9 10	22 3	11 10	2 11	13 11
	1908	7 11	18 10	68 4	48 0	6 9	30 11
	1909	11 6	18 7	46 1	39 10	6 4	53 1
	Mean of 1900-09	6 11*	13 3	27 7	19 2	3 10	22 6
Page on which Rules as to Unemployed Benefits are analysed	—	52	52	52	52	52	52

\* Mean of 6 years.

(a) The particulars for the years 1900 to 1907 represent the United Society of Fitters and Smiths and the Amalgamated  
(b) These unions are federated under the title of the United Journeymen Brassfounders, Turners, Fitters, Finishers and  
Association payments for unemployment caused by disputes between employers and other classes of workpeople are not  
obtained from the General Secretary of the United Association, but for other years, when the expenditure on account of  
Benefit stated in the Table are, as a rule, exclusive of such expenditure.



## UNEMPLOYED BENEFITS.

BENEFITS BY EACH TRADE UNION IN THE INSURED TRADES FROM WHICH  
PER HEAD OF ELIGIBLE MEMBERSHIP—*continued.*ENGINEERING—*continued.*

United Smiths of Ireland (Dublin).	Smiths' Hammermen (South Wales).	National United Smiths and Hammermen.	Combined Smiths of Great Britain and Ireland.	Dublin Brass Founders, Finishers, and Gasfitters. (b)	Manchester Brass Founders, Turners, Fitters, Finishers, and Copper- smiths. (b)	Liverpool, Crewe, Barrow and Stoke Brass Founders. (b)	North of England Brass Turners, Fitters and Finishers. (b)	London United Brass Founders, Turners, Fitters and Finishers. (b)
No.	No.	No.	No.	No.	No.	No.	No.	No.
57	321	1,185	293	148	710	558	621	420
67	260	1,164	486	139	725	580	662	412
67	240	1,261	539	144	694	575	684	401
63	226	840	540	147	770	613	699	414
65	229	809	560	141	750	639	721	409
61	230	888	536	136	730	666	734	427
78	245	942	537	140	850	666	736	441
76	266	1,302	521	147	917	630	738	454
74	264	1,093	512	147	942	589	735	421
74	252	805	492	138	992	523	697	406
67	282	1,142	232	152	665	562	582	391
57	321	1,185	293	148	674	543	617	406
67	260	1,164	486	139	689	565	657	398
67	240	1,261	539	144	659	559	678	388
63	226	840	540	147	731	596	692	400
65	229	809	560	141	712	622	712	395
61	230	888	536	136	693	648	724	413
78	245	942	537	140	807	652	725	426
76	266	1,302	521	147	871	612	726	439
74	264	1,093	512	147	895	563	722	407
£	£	£	£	£	£	£	£	£
45	1	172	45	67	460	279	236	198
12	2	359	161	73	870†	316	360	248
24	1	541	411	66	870†	533	605	459
9	—	556	577	124	547	299	617	370
32	1	551	728	112	1,105	405	622	398
30	47	504	724	73	1,227	979	689	450
44	1	548	492	79	910†	520	464	488
34	1	822	720	60	747	694	743	470
8	14	1,251	836	117	1,584	1,260	3,602†	491
30	2	1,240	516	80	1,440	493	1,264	347
s. d.	s. d.	s. d.	s. d.	s. d.	s. d.	s. d.	s. d.	s. d.
13 5	0 1	3 0	3 11	8 10	13 10	9 11	8 1	10 2
4 3	0 1	6 1	11 0	9 10	25 10	11 8	11 8	12 3
7 2	0 1	9 4	16 11	9 6	25 3	18 10	18 5	23 1
2 8	—	8 10	21 5	17 3	16 7	10 8	18 2	19 1
10 2	0 1	13 1	27 0	15 3	30 3	13 7	18 0	19 11
9 5	4 1	12 6	25 10	10 4	34 6	31 6	19 4	22 9
14 5	0 1	12 4	18 4	11 7	26 3	16 1	12 10	23 8
8 9	0 1	17 5	26 10	8 7	18 6	21 3	20 6	22 1
2 1	1 1	19 3	32 1	15 11	36 4	41 2	99 3	22 4
8 1	0 2	22 8	20 2	10 11	32 2	17 6	35 0	17 1
8 1	0 7	12 5	20 4	11 10	25 11	19 3	26 2	19 3
52	52	52	54	54	54	54	54	54

† Estimated.

Whitesmiths, Domestic Engineers, &c., which joined to form the National Society in 1908.  
Coppersmiths' Association of Great Britain and Ireland. In the printed accounts of the Unions and of the United distinguished from payments on account of disputes to which members were party. For 1908, special information was  
disputes between employers and other classes of workpeople was comparatively inconsiderable, the amounts of Unemployed



## EXPENDITURE ON

AMOUNT PAID IN EACH OF THE YEARS 1900 TO 1909 AS UNEMPLOYED  
INFORMATION WAS RECEIVED, TOGETHER WITH THE COST

## ENGINEERING—continued.

	Year.	Bristol Brass Founders and Finishers. (a)	Birming- ham Operative Brass Cock Finishers.	London and Provincial Copper- smiths and Metal Workers.	Hull Brass Founders, Turners, Fit- ters, Finishers and Copper- smiths. (a)	East of Scotland Brass Founders. (a)	North of England Brass, Aluminium, Bronze and Kindred Alloys Moulders. (a)
		No.	No.	No.	No.	No.	No.
Total Number of Members at end of Year ... ..	1900	106	60	464	224	464	460
	1901	107	65	475	228	478	470
	1902	102	67	496	228	485	470
	1903	107	59	496	237	454	500
	1904	99	61	535	225	453	553
	1905	91	57	562	220	459	587
	1906	88	57	573	221	498	607
	1907	90	61	606	230	491	580
	1908	88	62	611	225	475	580
	1909	80	63	665	218	480	550
Approximate Number of Members eligible to receive Unem- ployed Benefits during the Year ...	1900	108	57	445	218	431	425
	1901	106	60	457	221	452	460
	1902	107	65	467	224	465	470
	1903	102	67	472	222	471	470
	1904	107	59	472	231	439	500
	1905	99	61	513	219	437	553
	1906	91	57	544	213	442	587
	1907	88	57	558	212	480	607
	1908	90	61	579	221	472	580
	1909	88	62	583	215	455	580
Total Amount of Un- employed Benefits		£	£	£	£	£	£
	1900	7	8	202	206	144	169
	1901	33	28	273	435	202*	491
	1902	31	21	337	319	120	439
	1903	23	18	387	210	191	664
	1904	48	27	372	319	227	604
	1905	50	17	411	85	261	464
	1906	14	3	433	110	240	469
	1907	6	1	502	151	410	1,123
	1908	58	16	452	466	672*	4,480*
	1909	39	27	572	294	269	1,177
Cost. of Unemployed Benefits per head of Eligible Member- ship... ..		s. d.	s. d.	s. d.	s. d.	s. d.	s. d.
	1900	1 4	2 10	9 1	18 11	6 8	7 11
	1901	6 3	9 4	11 11	39 4	8 11	21 4
	1902	5 10	6 6	14 5	28 6	5 2	18 8
	1903	4 6	5 4	16 5	18 11	8 1	28 3
	1904	9 0	9 2	15 9	27 7	10 4	24 2
	1905	10 1	5 7	16 0	7 9	11 11	16 9
	1906	3 1	1 1	15 11	10 4	10 10	16 0
	1907	1 4	0 4	18 0	14 3	17 1	37 0
	1908	12 11	5 3	15 7	42 2	28 6	154 6
	1909	8 10	8 9	19 7	27 4	11 10	40 7
	Mean of 1900-09	6 4	5 5	15 3	23 6	11 11	36 6
Page on which Rules as to Unemployed Benefits are analysed	—	54	56	56	56	56	56

(a) See note (b), p. 284.

\* Estimated.

## UNEMPLOYED BENEFITS.

BENEFITS BY EACH TRADE UNION IN THE INSURED TRADES FROM WHICH PER HEAD OF ELIGIBLE MEMBERSHIP—*continued.*ENGINEERING—*continued.*

Liverpool United Copper- smiths and Braziers. (a)	Bury Brass Founders and Finishers. (a)	Notting- ham Brass Founders and Finishers. (a)	Oldham Brass Founders. (a)	Aberdeen Brass Founders and Copper- smiths. (a)	Wigan Brass Founders, Turners, Fitters, Finishers and Coppersmiths. (a).	National Amal- gamated Brass Workers and Metal Mechanics.	Derby, Burton and Coventry Brass Found- ers, Turners, Fitters, Electrical and Gene- ral Brass Finishers and Coppersmiths. (a)	London Amal- gamated Brass Workers.
No.	No.	No.	No.	No.	No.	No.	No.	No.
128	61	85	258	63	70	8,675	93	249
144	64	84	260	63	70	6,927	92	240
133	64	85	260	54	73	6,922	98	240
124	64	92	289	58	84	6,862	103	238
120	69	92	278	63	89	6,716	106	257
105	70	92	297	65	89	6,904	110	250
105	76	93	325	61	90	7,110	150	264
107	81	92	320	59	93	7,901	160	280
96	82	82	320	54	87	7,282	144	274
102	75	51	305	50	86	6,735	153	265
125	60	85	255	63	68	9,857	92	277
128	60	85	258	63	70	8,618	93	249
144	60	84	260	63	70	6,858	92	240
133	60	85	260	54	73	6,847	98	240
124	60	92	289	58	84	6,782	103	238
120	65	92	275	63	89	6,631	106	257
105	65	92	297	65	89	6,810	110	250
105	70	93	324	61	90	7,012	150	264
107	75	92	316	59	93	7,803	160	280
96	80	82	316	54	87	7,181	144	274
£	£	£	£	£	£	£	£	£
223	36	32	152	10	27	5,299	20	125
205*	56	47	292	12	49	5,211	42	166
262	25	36	140	6	47	3,781	37	153
163	34	56	222	13	26	4,013	62	129
177	77	111	320	19	137	6,866	48	180
270	62	90	314	31	87	4,661	47	223
163	72	37	219	39	102	4,666	22	299
144	62	88	323	43	94	6,335	91	227
259	129	132	465	83	163	6,050	196	374
110	148	112	563	56	150	5,268	93	184
s. d.	s. d.	s. d.	s. d.	s. d.	s. d.	s. d.	s. d.	s. d.
35 8	12 0	7 6	11 11	3 2	7 11	10 9	4 4	9 0
32 0	18 8	11 1	22 8	3 10	14 0	12 1	9 0	13 4
36 5	8 4	8 7	10 9	1 11	13 5	11 0	8 1	12 9
24 6	11 4	13 2	17 1	4 10	7 1	11 9	12 8	10 9
28 7	25 8	24 2	22 2	6 7	32 7	20 3	9 4	15 2
45 0	19 1	19 7	22 10	9 10	19 7	14 1	8 10	17 4
31 1	22 2	8 1	14 9	12 0	22 11	13 8	4 0	23 11
27 5	17 9	18 11	19 11	14 1	20 11	18 1	12 2	17 2
48 5	34 5	28 8	29 5	28 2	35 1	15 6	24 6	26 9
22 11	37 0	27 4	35 8	20 9	34 6	14 8	12 11	13 5
33 2	20 8	16 9	20 9	10 6	20 10	14 2	10 7	16 0
56	56	56	56	58	58	58	58	58



## EXPENDITURE ON

AMOUNT PAID IN EACH OF THE YEARS 1900 TO 1909 AS UNEMPLOYED  
INFORMATION WAS RECEIVED, TOGETHER WITH THE COST

## ENGINEERING—continued.

	Year.	Dundee Brass Founders and Finishers. (a)	Scottish Brass Moulders.	United Copper- smiths (Glasgow).	West of Scotland Brass Turners, Fitters, and Finishers. (a)	London United Brass and General Metal Founders.	Greenock, Port Glasgow and District Brass Turners, Fitters, and Finishers. (a)
		No.	No.	No.	No.	No.	No.
Total Number of Members at end of Year ...	1900	109	516	250	1,120	105	80
	1901	99	528	250	1,076	111	89
	1902	108	544	250	1,056	108	95
	1903	114	556	250	1,000	109	100
	1904	100	583	250	1,021	119	101
	1905	102	612	230	1,000	120	107
	1906	100	613	206	1,000	143	104
	1907	96	609	305	1,000	160	112
	1908	96	589	340	1,000	165	100
	1909	87	584	380	1,000	174	100
Approximate Number of Members eligible to receive Unem- ployed Benefits during the Year ...	1900	147	494	—	1,097	105	83
	1901	99	509	—	1,120	105	80
	1902	91	521	—	1,076	111	89
	1903	99	536	—	1,056	108	95
	1904	106	549	—	1,000	109	100
	1905	94	570	250	1,021	119	101
	1906	98	600	230	1,000	120	107
	1907	95	601	200	1,000	143	104
	1908	90	596	300	1,000	160	112
	1909	89	573	330	1,000	165	100
Total Amount of Un- employed Benefits	1900	£ 114	£ 498	£ —	£ 500*	£ 14	£ 152
	1901	74	326	—	417	59	90
	1902	61	450	—	449	84	63
	1903	106	557	—	583	35	159
	1904	74	640	—	670	47	157
	1905	157	573	64	786	106	71
	1906	60	582	136	1,169	72	165
	1907	40	712	424	345	130	131
	1908	117	1,203	335	2,054	218	395
	1909	190	694	272	862	177	252
Cost of Unemployed Benefits per head of Eligible Member- ship ...	1900	s. 15 d. 6	s. 20 d. 2	s. — d. —	s. 9 d. 1	s. 2 d. 8	s. 36 d. 8
	1901	14 11	12 10	—	7 5	11 3	22 6
	1902	13 5	17 3	—	8 4	15 2	14 2
	1903	21 5	20 9	—	11 1	6 6	33 6
	1904	14 0	23 4	—	13 5	8 7	31 5
	1905	33 5	20 1	5 1	15 5	17 9	14 1
	1906	12 3	19 5	11 10	23 5	12 0	30 10
	1907	8 5	23 8	42 5	6 11	18 2	25 2
	1908	26 0	40 4	22 4	41 1	27 3	70 6
	1909	42 8	24 3	16 6	17 3	21 5	50 5
	Mean of 1900-09	20 2	22 3	19 8†	15 4	14 1	32 11
Page on which Rules as to Unemployed Benefits are analysed	—	58	58	58	58	58	58

(a) See note (b) page 284.

\* Estimated.

† Mean of 5 years.

## UNEMPLOYED BENEFITS.

BENEFITS BY EACH TRADE UNION IN THE INSURED TRADES FROM WHICH  
PER HEAD OF ELIGIBLE MEMBERSHIP—*continued.*ENGINEERING—*continued.*

Heywood and District Union of Machine and General Labour.	Blackburn and East Lancashire Roller Coverers.	United Operative Spindle and Flyer Makers.	Belfast and District Hackle and Gill Makers.	Blackburn Associated Reedmakers.	Wire Card Setting Machine Tenters.	Carriage Straighteners (Nottingham).	Operative Roller Makers.	Amalgamated Block, Roller and Stamp Cutters.
No.	No.	No.	No.	No.	No.	No.	No.	No.
197	20	1,263	90	30	220	53	180	91
189	22	1,204	92	30	216	49	150	83
179	19	1,015	94	28	203	55	144	90
140	19	1,020	98	24	203	57	155	99
131	21	996	96	35	199	60	150	115
131	20	1,021	98	30	199	62	156	116
130	23	1,160	105	30	200	65	200	134
130	22	1,300	112	30	222	64	360	136
130	22	1,263	108	27	222	69	366	289
130	21	1,240	112	26	216	81	355	320
116	21	1,298	86	36	241	64	190	—
197	20	1,263	90	30	220	53	180	—
189	22	1,204	92	30	216	49	150	—
179	19	1,015	94	28	203	55	144	—
140	19	1,020	98	24	203	57	155	99
131	21	996	96	35	199	60	150	115
131	20	1,021	98	30	199	62	156	116
130	23	1,160	105	30	200	65	200	134
130	22	1,300	112	30	222	64	360	136
130	22	1,263	108	27	222	69	366	289
£	£	£	£	£	£	£	£	£
70	19	1,412	96	30	170	23	182	—
80	4	2,521	53	22	318	45	325	—
48	16	1,454	90	21	257	2	317	—
81	17	961	57	22	252	10	118	—
98	9	2,314	48	34	290	8	381	37
56	2	694	34	11	138	82	137	31
70	6	173	45	17	55	—	120	63
23	5	74	56	8	60	—	125	77
129	13	239	82	7	62	7	283	109
68	34	1,776	73	17	138	4	811	135
s. d.	s. d.	s. d.	s. d.	s. d.	s. d.	s. d.	s. d.	s. d.
12 1	18 1	21 9	22 4	16 8	14 1	7 2	19 2	—
8 1	4 0	39 11	11 9	14 8	28 11	17 0	36 1	—
5 1	14 7	24 2	19 7	14 0	23 10	0 10	42 3	—
9 1	17 11	18 11	12 2	15 9	24 10	3 8	16 5	—
14 0	9 6	45 4	9 10	28 4	28 7	2 10	49 2	7 6
8 7	1 11	13 11	7 1	6 3	13 10	27 4	18 3	5 5
10 8	6 0	3 5	9 2	11 4	5 6	—	16 0	10 10
3 6	4 4	1 3	10 8	5 4	6 0	—	12 6	11 6
19 10	11 10	3 8	14 8	4 8	5 7	2 2	15 9	16 0
10 6	30 11	28 1	13 6	12 7	12 5	1 2	44 4	9 4
10 2	11 11	20 1	13 1	13 0	16 4	6 3	27 0	10 1½
60	60	60	60	60	60	60	60	62

‡ Mean of six years.



## EXPENDITURE ON

AMOUNT PAID IN EACH OF THE YEARS 1900 TO 1909 AS UNEMPLOYED  
INFORMATION WAS RECEIVED, TOGETHER WITH THE COST

## ENGINEERING—

	Year.	Spring and Doffing Plate Makers and Grinders.	Amalga- mated Bob- bin, Carriage, Comb, and Dropper Makers.	Amalga- mated Shuttle Makers.	Amalga- mated Wool- comb, Hackle and Gill Makers.	Mathema- tical, Optical and Philo- sophical Instrument Makers.	Scientific Instrument Makers.
		No.	No.	No.	No.	No.	No.
Total Number of Members at end of Year ...	1900	40	296	277	237	140	664
	1901	51	248	223	232	152	725
	1902	60	281	242	230	168	794
	1903	59	324	218	210	177	864
	1904	47	310	240	240	197	937
	1905	50	324	298	198	207	1,030
	1906	55	387	320	207	233	1,070
	1907	132	457	360	194	257	1,100
	1908	152	484	330	199	278	1,080
	1909	145	570	317	198	302	1,053
Approximate Number of Members eligible to receive Unem- ployed Benefits during the Year ...	1900	63	350	239	241	124	612
	1901	40	296	277	237	140	664
	1902	51	248	223	232	152	725
	1903	60	281	242	230	168	794
	1904	59	324	218	210	177	864
	1905	47	310	240	240	197	937
	1906	50	324	298	198	207	1,030
	1907	55	387	320	207	233	1,070
	1908	132	457	360	194	257	1,100
	1909	152	484	330	199	278	1,080
Total Amount of Un- employed Benefits		£	£	£	£	£	£
	1900	82	55	15	709	19	113
	1901	24	168	169	352	18	224
	1902	18	35	156	299	24	293
	1903	23	62	80	553	70	422
	1904	123	152	77	359	103	692
	1905	59	257	21	224	53	597
	1906	25	84	43	90	116	839
	1907	15	76	156	76	106	1,083
	1908	111	197	777	195	348	1,461
	1909	133	147	241	108	181	1,624
Cost of Unemployed Benefits per head of Eligible Member- ship ...		s. d.	s. d.	s. d.	s. d.	s. d.	s. d.
	1900	26 0	3 2	1 3	58 10	3 1	3 8
	1901	12 0	11 4	12 2	29 8	2 7	6 9
	1902	7 1	2 10	14 0	25 9	3 2	8 1
	1903	7 8	4 5	6 7	48 1	8 4	10 8
	1904	41 8	9 5	7 1	34 2	11 8	16 0
	1905	25 1	16 7	1 9	18 8	5 5	12 9
	1906	10 0	5 2	2 11	9 1	11 2	16 3
	1907	5 5	3 11	9 9	7 4	9 1	20 3
	1908	16 10	8 7	43 2	20 1	27 1	26 7
	1909	17 6	6 1	14 7	10 10	13 0	30 1
	Mean of 1900-09	16 11	7 2	11 4	26 3	9 6	15 1
Page on which Rules as to Unemployed Benefits are analysed	—	62	62	62	62	62	62

\* This Union joined the Ship Constructive and Shipwrights' Association in 1910.

† Prior to December, 1906, unemployed benefit was not provided for by the Society's rules, the amounts in the Table

‡ Mean of 8 years.

## UNEMPLOYED BENEFITS.

BENEFITS BY EACH TRADE UNION IN THE INSURED TRADES FROM WHICH  
PER HEAD OF ELIGIBLE MEMBERSHIP—*continued.**continued.*

## SHIPBUILDING.

COACH-  
BUILDING.

Electrical Trades Union.	United Boiler Makers and Iron and Steel Shipbuilders.	Liverpool Shipwrights.	River Thames Barge Builders.	Ship Constructive and Shipwrights' Association. (a)	Tank Riveters, Holders-up and Caulkers (London).	Amalga- mated Drillers and Hole Cutters.	Wheel- wrights and Smiths.
No.	No.	No.	No.	No.	No.	No.	No.
940	In U.K. ... 47,649	1,092	420	18,308	159	448	1,540
	Abroad ... 21						
917	In U.K. ... 48,082	1,104	456	19,206	147	486	1,634
	Abroad ... 31						
1,107	In U.K. ... 48,159	1,071	420	19,411	150	457	1,590
	Abroad ... 211						
1,105	In U.K. ... 48,175	1,010	410	19,367	134	410	1,598
	Abroad ... 407						
1,079	In U.K. ... 48,327	984	400	18,909	129	366	1,596
	Abroad ... 449						
1,144	In U.K. ... 49,104	976	410	18,461	122	329	1,624
	Abroad ... 526						
1,272	In U.K. ... 51,618	956	408	19,047	112	339	1,640
	Abroad ... 438						
1,539	In U.K. ... 52,308	939	390	19,350	107	336	1,723
	Abroad ... 468						
1,709	In U.K. ... 50,802	924	366	20,993	96	857	1,794
	Abroad ... 454						
1,689	In U.K. ... 49,290	946	346	20,647	87	661 <sup>a</sup>	1,785
	Abroad ... 60						
782	43,000	—	390	7,622	161	—	1,521
761	44,000	—	381	10,021	159	—	1,533
801	44,366	—	407	10,795	147	486†	1,622
967	44,763	—	382	11,055	150	457†	1,578
973	45,290	—	368	11,118	134	410†	1,582
979	45,698	—	367	11,083	129	366†	1,574
1,067	46,610	—	379	11,390	122	329†	1,595
1,172	48,816	—	375	12,138	112	339	1,611
1,406	49,654	—	359	12,812	107	336	1,688
1,589	48,606	924	343	14,058	96	857	1,753
£	£	£	£	£	£	£	£
290	13,817	—	35	904	67	—	318
295	24,841	—	25	1,364	51	—	461
340	56,814	—	302	2,525	47	615†	739
468	72,233	—	470	7,032	66	658†	796
633	82,697	—	538	10,591	101	380†	954
799	67,414	—	579	7,458	74	4†	905
453	48,003	—	682	6,884	103	88†	977
580	68,693	—	529	5,654	83	185	852
1,185	114,416	—	651	17,354	114	1,593	1,479
1,680	70,523	12	563	25,725	131	1,541	1,630
s. d.	s. d.	s. d.	s. d.	s. d.	s. d.	s. d.	s. d.
7 5	6 5	—	1 10	2 4	8 4	—	4 2
7 9	11 3	—	1 4	2 9	6 5	—	6 0
8 6	25 7	—	14 10	4 8	6 5	25 4†	9 1
9 8	32 3	—	24 7	12 9	8 10	28 10†	10 1
13 0	36 6	—	29 3	19 1	15 1	18 6†	12 1
16 4	29 6	—	31 7	13 6	11 6	0 3†	11 6
8 6	20 7	—	36 0	12 1	16 11	5 4†	12 3
9 11	28 1	—	28 3	9 4	14 10	10 11	10 7
16 10	46 1	—	36 3	27 1	21 4	94 10	17 6
21 2	29 0	0 3	32 10	36 7	27 4	36 0	18 7
11 11	26 6	—	23 8	14 0	13 8	27 6†	11 2
62	64	64	64	64	64	64	172

having been paid to members as "loans," which do not appear to have been repaid.

(a) Formerly the Associated Shipwrights' Society.



## EXPENDITURE ON

AMOUNT PAID IN EACH OF THE YEARS 1900 TO 1909 AS UNEMPLOYED  
INFORMATION WAS RECEIVED, TOGETHER WITH THE COST

## COACHBUILDING—

	Year.	United Kingdom Coachmakers.	London and Provincial Coachmakers.	Amalgamated Railway Wagon and Carriage Makers, Wheel- wrights and Carpenters.	Regular Cart, Van and Wagon Builders (Dublin).
		No.	No.	No.	No.
Total Number of Members at end of Year ... ..	1900	In U.K. ... 6,463 Abroad ... 63	211	221	14
	1901	In U.K. ... 6,712 Abroad ... 55	222	210	12
	1902	In U.K. ... 7,142 Abroad ... 66	211	656	10
	1903	In U.K. ... 7,236 Abroad ... 130	217	660	10
	1904	In U.K. ... 7,384 Abroad ... 103	245	691	8
	1905	In U.K. ... 7,682 Abroad ... 100	328	802	8
	1906	In U.K. ... 8,649 Abroad ... 94	383	821	7
	1907	In U.K. ... 9,076 Abroad ... 110	460	870	7
	1908	In U.K. ... 8,436 Abroad ... 135	516	784	7
	1909	In U.K. ... 7,225 Abroad ... 119	631	795	5
Approximate Number of Members eligible to receive Unem- ployed Benefits during the Year ...	1900	5,885	219	216	20
	1901	6,035	205	221	14
	1902	6,250	210	210	12
	1903	6,650	200	656	10
	1904	6,775	210	660	10
	1905	6,885	241	691	8
	1906	7,190	308	802	8
	1907	8,115	363	821	7
	1908	8,530	441	870	7
	1909	7,840	495	784	7
Total Amount of Un- employed Benefits		£	£	£	£
	1900	2,879	135	5	4
	1901	3,737	152	48	2
	1902	5,475	264	58	2
	1903	5,926	296	214	—
	1904	7,527	225	409	1
	1905	5,309	130	219	2
	1906	4,367	227	374	2
	1907	6,654	455	397	—
	1908	13,851	1,192	584	—
	1909	8,252	270	533	—
Cost of Unemployed Benefits per head of Eligible Member- ship... ..		s. d.	s. d.	s. d.	s. d.
	1900	9 9	12 4	0 6	4 0
	1901	12 5	14 10	4 4	2 10
	1902	17 6	25 2	5 6	3 4
	1903	17 10	29 7	6 6	—
	1904	22 3	21 5	12 5	2 0
	1905	15 5	10 9	6 4	5 0
	1906	12 2	14 9	9 4	5 0
	1907	16 5	25 1	9 8	—
	1908	32 6	54 1	13 5	—
	1909	21 1	10 11	13 7	—
Page on which Rules as to Unemployed Benefits are analysed	Mean of 1900-09	17 9	21 11	8 2	2 3
	—	172	174	174	174

(a) The particulars for 1900 represent the London Wheelwrights' Operatives' Society and the London

## UNEMPLOYED BENEFITS.

BENEFITS BY EACH TRADE UNION IN THE INSURED TRADES FROM WHICH PER HEAD OF ELIGIBLE MEMBERSHIP.—*continued.*

—*continued.*

## MILLSAWYERS, &amp;c.

London Coachsmiths and Vicemen.	Railway Wagon and Carriage Builders and Lifters.	Wheelwrights and Coachmakers' Operatives (London). (a)	London Mill Sawyers and Woodworking Machinists.	Scottish Woodcutting Machinemen.	Amalgamated Woodcutting Machinists.	Liverpool Mill Sawyers and Woodcutting Machinists.	London Woodcutting Machinists and Mill Sawyers.
No.	No.	No.	No.	No.	No.	No.	No.
57	186	377	154	1,395	4,179	71	66
65	193	496	155	1,491	4,446	70	63
69	162	496	162	1,427	4,595	72	75
61	159	620	162	1,432	4,667	70	87
56	182	650	160	1,426	4,692	57	91
48	218	741	155	1,435	4,561	60	89
48	312	841	151	1,432	4,556	63	84
54	409	765	136	1,396	4,685	70	76
54	309	730	131	1,295	4,388	68	68
54	387	724	110	1,161	4,105	51	63
61	270	415	147	1,342	3,200	50	63
57	186	377	154	1,395	3,750	71	66
65	193	496	155	1,491	4,003	70	63
69	162	496	162	1,427	4,111	72	75
61	159	620	162	1,432	4,205	70	87
56	182	650	160	1,426	4,278	57	91
48	218	741	155	1,435	4,200	60	89
48	312	841	151	1,432	4,200	63	84
54	409	765	136	1,396	4,331	70	76
54	309	730	131	1,295	4,062	68	68
£	£	£	£	£	£	£	£
75	12	93	96	161	1,427	21	17
29	25	141	127	244	2,714	51	51
64	27	208	118	214	2,910	49	40
131	7	291	140	221	3,015	51	50
78	10	267	220	394	4,423	16	99
42	6	346	304	240	4,231	10	112
18	14	361	269	277	3,137	46	102
39	20	668	213	327	3,348	44	106
105	35	628	191	501	5,951	100	154
58	64	378	173	513	4,925	55	115
<i>s. d.</i>	<i>s. d.</i>	<i>s. d.</i>	<i>s. d.</i>	<i>s. d.</i>	<i>s. d.</i>	<i>s. d.</i>	<i>s. d.</i>
24 7	0 11	4 6	13 1	2 5	8 11	8 5	5 5
10 2	2 8	7 6	16 6	3 6	14 6	14 4	15 5
19 8	2 10	8 5	15 3	2 10	14 6	14 0	12 8
38 0	0 10	11 9	17 3	3 1	14 8	14 2	13 4
25 7	1 3	8 7	27 2	5 6	21 0	4 7	22 9
15 0	0 8	10 8	38 0	3 4	19 9	3 6	24 7
7 6	1 3	9 9	34 9	3 10	14 11	15 4	22 11
16 3	1 3	15 11	28 3	4 7	15 11	14 0	25 3
38 11	1 9	16 5	28 1	7 2	27 6	28 7	40 6
21 6	4 2	10 4	26 5	7 11	24 3	16 2	33 10
21 9	1 9	10 5	24 6	4 5	17 7	13 4	21 8
174	174	174	180	180	180	180	180

Society of Wheelwrights, Blacksmiths, &c., which amalgamated in 1901 to form the present society.



## UNEMPLOYED BENEFITS

BENEFITS BY EACH TRADE UNION IN THE INSURED TRADES FROM WHICH PER HEAD OF EMPLOYEE MEMBERSHIP IN EACH UNION

## MILLSAWYERS &amp; CO.

London and Westminster Trades Union	London and Westminster Trades Union	London and Westminster Trades Union	London and Westminster Trades Union	London and Westminster Trades Union	London and Westminster Trades Union	London and Westminster Trades Union	London and Westminster Trades Union
No.	No.	No.	No.	No.	No.	No.	No.
1	1	1	1	1	1	1	1
2	2	2	2	2	2	2	2
3	3	3	3	3	3	3	3
4	4	4	4	4	4	4	4
5	5	5	5	5	5	5	5
6	6	6	6	6	6	6	6
7	7	7	7	7	7	7	7
8	8	8	8	8	8	8	8
9	9	9	9	9	9	9	9
10	10	10	10	10	10	10	10
11	11	11	11	11	11	11	11
12	12	12	12	12	12	12	12
13	13	13	13	13	13	13	13
14	14	14	14	14	14	14	14
15	15	15	15	15	15	15	15
16	16	16	16	16	16	16	16
17	17	17	17	17	17	17	17
18	18	18	18	18	18	18	18
19	19	19	19	19	19	19	19
20	20	20	20	20	20	20	20
21	21	21	21	21	21	21	21
22	22	22	22	22	22	22	22
23	23	23	23	23	23	23	23
24	24	24	24	24	24	24	24
25	25	25	25	25	25	25	25
26	26	26	26	26	26	26	26
27	27	27	27	27	27	27	27
28	28	28	28	28	28	28	28
29	29	29	29	29	29	29	29
30	30	30	30	30	30	30	30
31	31	31	31	31	31	31	31
32	32	32	32	32	32	32	32
33	33	33	33	33	33	33	33
34	34	34	34	34	34	34	34
35	35	35	35	35	35	35	35
36	36	36	36	36	36	36	36
37	37	37	37	37	37	37	37
38	38	38	38	38	38	38	38
39	39	39	39	39	39	39	39
40	40	40	40	40	40	40	40
41	41	41	41	41	41	41	41
42	42	42	42	42	42	42	42
43	43	43	43	43	43	43	43
44	44	44	44	44	44	44	44
45	45	45	45	45	45	45	45
46	46	46	46	46	46	46	46
47	47	47	47	47	47	47	47
48	48	48	48	48	48	48	48
49	49	49	49	49	49	49	49
50	50	50	50	50	50	50	50
51	51	51	51	51	51	51	51
52	52	52	52	52	52	52	52
53	53	53	53	53	53	53	53
54	54	54	54	54	54	54	54
55	55	55	55	55	55	55	55
56	56	56	56	56	56	56	56
57	57	57	57	57	57	57	57
58	58	58	58	58	58	58	58
59	59	59	59	59	59	59	59
60	60	60	60	60	60	60	60
61	61	61	61	61	61	61	61
62	62	62	62	62	62	62	62
63	63	63	63	63	63	63	63
64	64	64	64	64	64	64	64
65	65	65	65	65	65	65	65
66	66	66	66	66	66	66	66
67	67	67	67	67	67	67	67
68	68	68	68	68	68	68	68
69	69	69	69	69	69	69	69
70	70	70	70	70	70	70	70
71	71	71	71	71	71	71	71
72	72	72	72	72	72	72	72
73	73	73	73	73	73	73	73
74	74	74	74	74	74	74	74
75	75	75	75	75	75	75	75
76	76	76	76	76	76	76	76
77	77	77	77	77	77	77	77
78	78	78	78	78	78	78	78
79	79	79	79	79	79	79	79
80	80	80	80	80	80	80	80
81	81	81	81	81	81	81	81
82	82	82	82	82	82	82	82
83	83	83	83	83	83	83	83
84	84	84	84	84	84	84	84
85	85	85	85	85	85	85	85
86	86	86	86	86	86	86	86
87	87	87	87	87	87	87	87
88	88	88	88	88	88	88	88
89	89	89	89	89	89	89	89
90	90	90	90	90	90	90	90
91	91	91	91	91	91	91	91
92	92	92	92	92	92	92	92
93	93	93	93	93	93	93	93
94	94	94	94	94	94	94	94
95	95	95	95	95	95	95	95
96	96	96	96	96	96	96	96
97	97	97	97	97	97	97	97
98	98	98	98	98	98	98	98
99	99	99	99	99	99	99	99
100	100	100	100	100	100	100	100

# EARNINGS IN 1906 IN INSURED TRADES.

	Page.
<b>Earnings classified by Amount, irrespective of Occupation:—</b>	
General Summary ... ..	296
Building Trades ... ..	298
Construction of Harbours, Docks, Roads, Sewers, &c. ... ..	300
Mill-Sawing, Machine Joinery and Wood Box and Packing Case Making ... ..	302
Engineering and Boilermaking ... ..	304
Small Arms Manufacture... ..	306
Ship and Boat Building and Repairing ... ..	308
Railway Carriage and Wagon Building ... ..	310
Coach, Carriage, Van, Cart, &c., Building ... ..	312
Cycle Making and Repairing ... ..	314
<b>Earnings classified by Occupations:—</b>	
Building Trades ... ..	316
Construction of Harbours, Docks, Roads, Sewers, &c. ... ..	317
Mill-Sawing, Machine Joinery and Wood Box and Packing Case Making ... ..	318
Engineering and Boilermaking ... ..	319
Small Arms Manufacture ... ..	321
Ship and Boat Building and Repairing... ..	322
Railway Carriage and Wagon Building... ..	324
Coach, Carriage, Van, Cart, &c., Building ... ..	326
Cycle Making and Repairing ... ..	327

NOTE.—In a few cases these Tables include occupations not within the scope of the scheduled Trades under Part II. of the Insurance Bill.



## EARNINGS CLASSIFIED

## PERCENTAGE PROPORTIONS OF WORKPEOPLE IN THE UNITED KINGDOM,

FELL WITHIN CERTAIN

EARNINGS IN 1906 IN INSURED TRADES

## GENERAL

## I.—MEN.

Limits of Earnings.	Building Trades.	Construction of Harbours, Docks, &c.	Mill-Sawing, Machine Joinery, &c.	Engineering and Boiler-making.	Small Arms Manufacture.	Ship and Boat Building and Repairing.	Railway Carriage and Wagon Building.	Coach, Carriage, Van, Cart, &c. Building.	Cycle Making and Repairing.
A.—MEN WHO WORKED <i>FULL TIME</i> .									
Under 15s.	0.4	0.0	2.0	0.2	—	0.0	0.2	0.6	—
15s. and under 20s.	3.6	1.0	12.3	8.9	1.6	5.1	9.0	9.0	4.2
20s. " 25s.	15.5	34.6	31.1	18.7	5.1	15.2	19.8	21.0	16.4
25s. " 30s.	17.6	25.7	19.6	14.2	10.0	12.2	22.5	22.7	20.5
30s. " 35s.	15.8	12.5	15.2	16.2	13.6	17.3	19.1	25.2	18.7
35s. " 40s.	29.3	8.7	10.7	22.2	20.2	26.6	13.8	11.6	13.6
40s. " 45s.	12.1	5.4	5.8	10.0	22.4	8.5	8.9	5.3	10.2
45s. " 50s.	3.1	3.1	1.5	3.8	15.1	3.8	2.9	2.1	5.3
50s. " 55s.	1.2	2.8	1.0	2.6	4.9	4.0	1.5	1.6	4.2
55s. " 60s.	0.4	0.5	0.2	1.1	3.0	1.8	0.9	0.3	2.3
60s. " 65s.	0.5	2.4	0.4	0.8	1.0	1.5	0.5	0.5	1.9
65s. and above	0.5	3.3	0.2	1.3	3.1	4.0	0.9	0.1	2.7
TOTALS	100.0	100.0	100.0	100.0	100.0	100.0	100.0	100.0	100.0

B.—ALL MEN (INCLUDING THOSE WHO WORKED *LESS OR MORE THAN FULL TIME*).

Under 15s.	4.9	13.7	4.8	3.2	1.3	7.6	3.0	2.6	3.5
15s. " 20s.	5.8	10.7	13.8	8.8	2.6	9.7	10.3	9.3	6.1
20s. " 25s.	14.7	25.6	27.5	17.7	7.3	15.0	21.1	19.7	13.7
25s. " 30s.	16.8	18.9	18.9	15.5	11.6	12.3	21.7	21.5	16.8
30s. " 35s.	16.7	11.0	14.8	15.8	14.0	14.7	18.3	22.3	16.2
35s. " 40s.	22.9	7.4	10.7	17.8	21.0	18.7	12.6	11.6	13.0
40s. " 45s.	11.4	4.5	5.6	9.9	19.1	7.1	7.0	6.8	10.8
45s. " 50s.	4.0	2.6	1.7	4.8	12.7	3.9	2.7	2.9	6.2
50s. " 55s.	1.5	1.9	1.2	2.8	4.5	3.6	1.6	2.0	5.5
55s. " 60s.	0.5	0.6	0.3	1.4	2.3	2.0	0.7	0.4	3.6
60s. " 65s.	0.4	1.2	0.4	0.9	1.3	1.5	0.4	0.5	2.1
65s. and above	0.4	1.9	0.3	1.4	2.3	3.9	0.6	0.4	2.5
TOTALS	100.0	100.0	100.0	100.0	100.0	100.0	100.0	100.0	100.0

\* The particulars given for the Building Trades and for the Construction of Harbours, Docks, &c., relate to an ordinary named to the last pay-week of September, 1906.



## BY AMOUNT.

IN THE UNDERMENTIONED TRADES, WHOSE NET EARNINGS IN A WEEK\* OF 1906, SPECIFIED LIMITS.

## SUMMARY.

## II.—LADS AND BOYS.

Limits of Earnings.	Building Trades.	Construction of Harbours, Docks, &c.	Mill-Sawing, Machine Joinery, &c.	Engineering and Boiler-making.	Small Arms Manufacture.	Ship and Boat Building and Repairing.	Railway Carriage and Wagon Building.	Coach, Carriage Van, Cart, &c. Building.	Cycle Making and Repairing.
A.—LADS AND BOYS WHO WORKED <i>FULL TIME</i> .									
Under 5s. ...	11·8	—	4·0	8·8	0·9	3·0	1·0	15·8	8·6
5s. and under 10s.	47·8	17·3	51·4	52·8	19·6	42·0	45·5	50·4	46·0
10s. " " 15s.	25·5	44·7	32·9	25·0	28·8	32·6	31·7	25·8	28·4
15s. " " 20s.	8·6	35·1	10·3	7·9	26·7	11·5	16·3	7·1	15·4
20s. " " 25s.	3·5	2·9	1·3	3·0	13·0	5·1	4·7	0·8	1·4
25s. " " 30s.	2·0	—	0·1	1·8	8·0	2·8	0·7	0·1	0·2
30s. and above ...	0·8	—	—	0·7	3·0	3·0	0·1	—	—
TOTALS ...	100·0	100·0	100·0	100·0	100·0	100·0	100·0	100·0	100·0

B.—ALL LADS AND BOYS (INCLUDING THOSE WHO WORKED *LESS OR MORE THAN FULL TIME*).

Under 5s. ...	11·5	5·2	5·7	11·1	2·9	7·5	3·2	15·5	8·1
5s. and under 10s.	44·8	14·3	50·6	47·3	22·2	40·0	38·7	50·0	41·3
10s. " " 15s.	25·4	44·6	31·4	25·2	25·0	28·0	31·7	26·2	30·2
15s. " " 20s.	10·0	32·2	10·7	9·9	26·8	11·5	19·8	7·4	15·2
20s. " " 25s.	4·2	3·5	1·5	3·6	13·2	5·8	5·1	0·8	3·4
25s. " " 30s.	2·6	0·2	0·1	1·8	7·9	3·2	1·1	0·1	1·4
30s. and above ...	1·5	—	—	1·1	2·0	4·0	0·4	—	0·4
TOTALS ...	100·0	100·0	100·0	100·0	100·0	100·0	100·0	100·0	100·0

week in the summer of 1906, those for the Cycle Trade to a representative week in 1906, and those for the other trades



## NET EARNINGS OF WORKPEOPLE IN THE UNITED KINGDOM IN AN

## BUILDING

## I.—MEN.

(A.)—MEN WHO WORKED <i>FULL TIME</i> .				(B.)—ALL MEN (INCLUDING THOSE WHO WORKED <i>LESS OR MORE THAN FULL TIME</i> ).			
Limits of Earnings.	Numbers Paid Wages.	Grouped Totals.	Per-centages.	Limits of Earnings.	Numbers Paid Wages.	Grouped Totals.	Per-centages.
Under 12s. ...	16	16	0·0	Under 12s. ...	3,367	3,367	3·3
12s. and under 13s. 85	198	0·4		12s. and under 13s. 608	1,656	1·6	
13s. " " 25				13s. " " 14s. 458			
14s. " " 88				14s. " " 15s. 590			
15s. " " 212	1,842	3·6		15s. " " 16s. 978	5,894	5·8	
16s. " " 271				16s. " " 17s. 957			
17s. " " 227				17s. " " 18s. 1,008			
18s. " " 759				18s. " " 19s. 1,665			
19s. " " 373				19s. " " 20s. 1,286			
20s. " " 1,264	7,867	15·5		20s. " " 21s. 2,534	14,989	14·7	
21s. " " 1,182				21s. " " 22s. 2,388			
22s. " " 1,577				22s. " " 23s. 3,140			
23s. " " 1,905				23s. " " 24s. 3,316			
24s. " " 1,939				24s. " " 25s. 3,611			
25s. " " 2,821	8,923	17·6		25s. " " 26s. 4,466	17,094	16·8	
26s. " " 1,204				26s. " " 27s. 2,775			
27s. " " 1,578				27s. " " 28s. 3,220			
28s. " " 1,346				28s. " " 29s. 3,083			
29s. " " 1,974				29s. " " 30s. 3,550			
30s. " " 2,251	8,049	15·8		30s. " " 31s. 4,235	16,957	16·7	
31s. " " 1,099				31s. " " 32s. 2,846			
32s. " " 1,547				32s. " " 33s. 3,382			
33s. " " 1,541				33s. " " 34s. 3,131			
34s. " " 1,611				34s. " " 35s. 3,363			
35s. " " 2,950	14,909	29·3		35s. " " 36s. 4,747	23,372	22·9	
36s. " " 2,762				36s. " " 37s. 4,655			
37s. " " 2,737				37s. " " 38s. 4,430			
38s. " " 3,852				38s. " " 39s. 5,624			
39s. " " 2,608				39s. " " 40s. 3,916			
40s. " " 2,377	6,125	12·1		40s. " " 41s. 3,767	11,604	11·4	
41s. " " 708				41s. " " 42s. 1,759			
42s. " " 944				42s. " " 43s. 2,285			
43s. " " 1,757				43s. " " 44s. 2,802			
44s. " " 339				44s. " " 45s. 991			
45s. " " 891	1,575	3·1		45s. " " 46s. 1,637	4,054	4·0	
46s. " " 243				46s. " " 47s. 819			
47s. " " 281				47s. " " 48s. 750			
48s. " " 99				48s. " " 49s. 431			
49s. " " 61				49s. " " 50s. 417			
50s. " " 513	634	1·2		50s. " " 51s. 739	1,481	1·5	
51s. " " 25				51s. " " 52s. 224			
52s. " " 57				52s. " " 53s. 217			
53s. " " 23				53s. " " 54s. 164			
54s. " " 16				54s. " " 55s. 137			
55s. " " 164	222	0·4		55s. " " 56s. 287	562	0·5	
56s. " " 15				56s. " " 57s. 72			
57s. " " 14				57s. " " 58s. 88			
58s. " " 21				58s. " " 59s. 64			
59s. " " 8				59s. " " 60s. 51			
60s. " " 185	243	0·5		60s. " " 61s. 256	396	0·4	
61s. " " 5				61s. " " 62s. 32			
62s. " " 10				62s. " " 63s. 31			
63s. " " 42				63s. " " 64s. 60			
64s. " " 1				64s. " " 65s. 17			
65s. and above ...	233	233	0·5	65s. and above ...	360	360	0·4
TOTALS ...	50,836	50,836	100·0	TOTALS ...	101,786	101,786	100·0



ORDINARY WEEK IN THE SUMMER OF 1906, CLASSIFIED IN SHILLING GROUPS.

## TRADES.

## II.—LADS AND BOYS.

(A.)—LADS AND BOYS WHO WORKED <i>FULL TIME</i> .				(B.)—ALL LADS AND BOYS (INCLUDING THOSE WHO WORKED <i>LESS</i> OR <i>MORE</i> THAN <i>FULL TIME</i> ).			
Limits of Earnings.	Numbers Paid Wages.	Grouped Totals.	Per-centages.	Limits of Earnings.	Numbers Paid Wages.	Grouped Totals.	Per-centages.
Under 3s. ...	195	195	1·4	Under 3s. ...	276	276	1·7
3s. and under 4s.	454	1,425	10·4	3s. and under 4s.	521	1,647	9·8
4s. " " 5s.	971			4s. " " 5s.	1,126		
5s. " " 6s.	1,603	6,545	47·8	5s. " " 6s.	1,771	7,506	44·8
6s. " " 7s.	1,509			6s. " " 7s.	1,720		
7s. " " 8s.	1,292			7s. " " 8s.	1,486		
8s. " " 9s.	1,314			8s. " " 9s.	1,519		
9s. " " 10s.	827			9s. " " 10s.	1,010		
10s. " " 11s.	1,277	3,489	25·5	10s. " " 11s.	1,466	4,263	25·4
11s. " " 12s.	471			11s. " " 12s.	637		
12s. " " 13s.	935			12s. " " 13s.	1,078		
13s. " " 14s.	339			13s. " " 14s.	496		
14s. " " 15s.	467			14s. " " 15s.	586		
15s. " " 16s.	449	1,170	8·6	15s. " " 16s.	590	1,680	10·0
16s. " " 17s.	332			16s. " " 17s.	451		
17s. " " 18s.	111			17s. " " 18s.	195		
18s. " " 19s.	220			18s. " " 19s.	321		
19s. " " 20s.	58			19s. " " 20s.	123		
20s. " " 21s.	202	476	3·5	20s. " " 21s.	268	709	4·2
21s. " " 22s.	83			21s. " " 22s.	126		
22s. " " 23s.	66			22s. " " 23s.	117		
23s. " " 24s.	56			23s. " " 24s.	94		
24s. " " 25s.	69			24s. " " 25s.	104		
25s. " " 30s.	274	274	2·0	25s. " " 30s.	440	440	2·6
30s. and above ...	113	113	0·8	30s. and above ...	245	245	1·5
TOTALS ...	13,687	13,687	100·0	TOTALS ...	16,766	16,766	100·0



## NET EARNINGS OF WORKPEOPLE IN THE UNITED KINGDOM, 1908

## CONSTRUCTION OF HARBOURS,

## I.—MEN.

(A.)—MEN WHO WORKED FULL TIME.				(B.)—ALL MEN (INCLUDING THOSE WHO WORKED LESS OR MORE THAN FULL TIME).			
Limits of Earnings.	Numbers Paid Wages.	Grouped Totals.	Per- centages.	Limits of Earnings.	Numbers Paid Wages.	Grouped Totals.	Per- centages.
Under 12s. ...	1	1	0.0	Under 12s. ...	1,145	1,145	11.0
12s. and under 13s.	1			12s. and under 13s.	94		
13s. " " 14s.	—	1	0.0	13s. " " 14s.	79	276	2.7
14s. " " 15s.	—			14s. " " 15s.	103		
15s. " " 16s.	2			15s. " " 16s.	127		
16s. " " 17s.	—			16s. " " 17s.	146		
17s. " " 18s.	4	43	1.0	17s. " " 18s.	156	1,116	10.7
18s. " " 19s.	31			18s. " " 19s.	583		
19s. " " 20s.	6			19s. " " 20s.	104		
20s. " " 21s.	42			20s. " " 21s.	242		
21s. " " 22s.	298			21s. " " 22s.	506		
22s. " " 23s.	119	1,443	34.6	22s. " " 23s.	463	2,668	25.6
23s. " " 24s.	876			23s. " " 24s.	1,073		
24s. " " 25s.	108			24s. " " 25s.	384		
25s. " " 26s.	390			25s. " " 26s.	596		
26s. " " 27s.	312			26s. " " 27s.	488		
27s. " " 28s.	152	1,069	25.7	27s. " " 28s.	348	1,976	18.9
28s. " " 29s.	104			28s. " " 29s.	280		
29s. " " 30s.	111			29s. " " 30s.	264		
30s. " " 31s.	135			30s. " " 31s.	348		
31s. " " 32s.	37			31s. " " 32s.	150		
32s. " " 33s.	168	519	12.5	32s. " " 33s.	292	1,146	11.0
33s. " " 34s.	77			33s. " " 34s.	192		
34s. " " 35s.	102			34s. " " 35s.	164		
35s. " " 36s.	154			35s. " " 36s.	262		
36s. " " 37s.	56			36s. " " 37s.	147		
37s. " " 38s.	73	363	8.7	37s. " " 38s.	168	776	7.4
38s. " " 39s.	37			38s. " " 39s.	106		
39s. " " 40s.	43			39s. " " 40s.	93		
40s. " " 41s.	98			40s. " " 41s.	173		
41s. " " 42s.	6			41s. " " 42s.	56		
42s. " " 43s.	48	223	5.4	42s. " " 43s.	96	472	4.5
43s. " " 44s.	49			43s. " " 44s.	82		
44s. " " 45s.	22			44s. " " 45s.	65		
45s. " " 46s.	80			45s. " " 46s.	114		
46s. " " 47s.	11			46s. " " 47s.	40		
47s. " " 48s.	9	131	3.1	47s. " " 48s.	33	272	2.6
48s. " " 49s.	10			48s. " " 49s.	37		
49s. " " 50s.	21			49s. " " 50s.	48		
50s. " " 51s.	66			50s. " " 51s.	90		
51s. " " 52s.	13			51s. " " 52s.	33		
52s. " " 53s.	21	116	2.8	52s. " " 53s.	38	198	1.9
53s. " " 54s.	16			53s. " " 54s.	26		
54s. " " 55s.	—			54s. " " 55s.	11		
55s. " " 56s.	8			55s. " " 56s.	22		
56s. " " 57s.	8			56s. " " 57s.	13		
57s. " " 58s.	3	22	0.5	57s. " " 58s.	11	62	0.6
58s. " " 59s.	—			58s. " " 59s.	7		
59s. " " 60s.	3			59s. " " 60s.	9		
60s. " " 61s.	55			60s. " " 61s.	72		
61s. " " 62s.	17			61s. " " 62s.	22		
62s. " " 63s.	—	98	2.4	62s. " " 63s.	2	128	1.2
63s. " " 64s.	3			63s. " " 64s.	6		
64s. " " 65s.	23			64s. " " 65s.	26		
65s. and above ...	137	137	3.3	65s. and above ...	197	197	1.9
TOTALS ...	4,166	4,166	100.0	TOTALS ...	10,432	10,432	100.0

ORDINARY WEEK IN THE SUMMER OF 1906, CLASSIFIED IN SHILLING GROUPS.

## DOCKS, ROADS, SEWERS, &amp;c.

## II.—LADS AND BOYS.

(A).—LADS AND BOYS WHO WORKED <i>FULL TIME</i> .				(B).—ALL LADS AND BOYS (INCLUDING THOSE WHO WORKED <i>LESS</i> OR <i>MORE</i> THAN FULL TIME).			
Limits of Earnings.	Numbers Paid Wages.	Grouped Totals.	Per-centages.	Limits of Earnings.	Numbers Paid Wages.	Grouped Totals.	Per-centages.
Under 3s. ..	—	—	—	Under 3s. ...	10	10	2·1
3s. and under 4s.	—	—	—	3s. and under 4s.	7	15	3·1
4s. " " 5s.	—			4s. " " 5s.	8		
5s. " " 6s.	4	36	17·3	5s. " " 6s.	8	69	14·3
6s. " " 7s.	1			6s. " " 7s.	7		
7s. " " 8s.	10			7s. " " 8s.	17		
8s. " " 9s.	12			8s. " " 9s.	16		
9s. " " 10s.	9			9s. " " 10s.	21		
10s. " " 11s.	14	93	44·7	10s. " " 11s.	42	215	44·6
11s. " " 12s.	15			11s. " " 12s.	34		
12s. " " 13s.	12			12s. " " 13s.	46		
13s. " " 14s.	22			13s. " " 14s.	40		
14s. " " 15s.	30			14s. " " 15s.	53		
15s. " " 16s.	21	73	35·1	15s. " " 16s.	41	155	32·2
16s. " " 17s.	25			16s. " " 17s.	44		
17s. " " 18s.	6			17s. " " 18s.	20		
18s. " " 19s.	16			18s. " " 19s.	40		
19s. " " 20s.	5			19s. " " 20s.	10		
20s. " " 21s.	3	6	2·9	20s. " " 21s.	6	17	3·5
21s. " " 22s.	2			21s. " " 22s.	4		
22s. " " 23s.	1			22s. " " 23s.	4		
23s. " " 24s.	—			23s. " " 24s.	2		
24s. " " 25s.	—			24s. " " 25s.	1		
25s. " " 30s.	—	—	—	25s. " " 30s.	1	1	0·2
30s. and above ...	—	—	—	30s. and above ...	—	—	—
TOTALS ...	208	208	100·0	TOTALS ...	482	482	100·0



NET EARNINGS OF WORKPEOPLE IN THE UNITED KINGDOM, IN THE  
MILL-SAWING, MACHINE JOINERY AND  
I.—MEN.

(A.)—MEN WHO WORKED <i>FULL TIME</i> .				(B.)—ALL MEN (INCLUDING THOSE WHO WORKED <i>LESS</i> OR <i>MORE</i> THAN FULL TIME).			
Limits of Earnings.	Numbers Paid Wages.	Grouped Totals.	Per- centages.	Limits of Earnings.	Numbers Paid Wages.	Grouped Totals.	Per- centages.
Under 12s. ...	63	63	0·5	Under 12s. ...	494	494	2·5
12s. and under 13s.	99	199	1·5	12s. and under 13s.	185	463	2·3
13s. " " 14s.	41			13s. " " 14s.	111		
14s. " " 15s.	59			14s. " " 15s.	167		
15s. " " 16s.	175			15s. " " 16s.	349		
16s. " " 17s.	287	1,586	12·3	16s. " " 17s.	475	2,737	13·8
17s. " " 18s.	182			17s. " " 18s.	409		
18s. " " 19s.	641			18s. " " 19s.	888		
19s. " " 20s.	301			19s. " " 20s.	616		
20s. " " 21s.	1,032	4,009	31·1	20s. " " 21s.	1,351	5,431	27·5
21s. " " 22s.	818			21s. " " 22s.	1,093		
22s. " " 23s.	808			22s. " " 23s.	1,120		
23s. " " 24s.	545			23s. " " 24s.	805		
24s. " " 25s.	806	2,533	19·6	24s. " " 25s.	1,062	3,744	18·9
25s. " " 26s.	762			25s. " " 26s.	1,004		
26s. " " 27s.	485			26s. " " 27s.	781		
27s. " " 28s.	508			27s. " " 28s.	727		
28s. " " 29s.	472	1,961	15·2	28s. " " 29s.	725	2,938	14·8
29s. " " 30s.	306			29s. " " 30s.	507		
30s. " " 31s.	768			30s. " " 31s.	973		
31s. " " 32s.	266			31s. " " 32s.	476	2,116	10·7
32s. " " 33s.	342	1,387	10·7	32s. " " 33s.	534		
33s. " " 34s.	276			33s. " " 34s.	464		
34s. " " 35s.	309			34s. " " 35s.	491		
35s. " " 36s.	416	743	5·8	35s. " " 36s.	586	1,109	5·6
36s. " " 37s.	325			36s. " " 37s.	488		
37s. " " 38s.	250			37s. " " 38s.	424		
38s. " " 39s.	224			38s. " " 39s.	343		
39s. " " 40s.	172	191	1·5	39s. " " 40s.	275	327	1·7
40s. " " 41s.	485			40s. " " 41s.	609		
41s. " " 42s.	60			41s. " " 42s.	127		
42s. " " 43s.	118			42s. " " 43s.	172	228	1·2
43s. " " 44s.	47	127	1·0	43s. " " 44s.	112		
44s. " " 45s.	33			44s. " " 45s.	89		
45s. " " 46s.	85			45s. " " 46s.	128		
46s. " " 47s.	32	32	0·2	46s. " " 47s.	62	69	0·3
47s. " " 48s.	38			47s. " " 48s.	51		
48s. " " 49s.	18			48s. " " 49s.	42		
49s. " " 50s.	18			49s. " " 50s.	44		
50s. " " 51s.	98	52	0·4	50s. " " 51s.	124	70	0·4
51s. " " 52s.	5			51s. " " 52s.	23		
52s. " " 53s.	11			52s. " " 53s.	25		
53s. " " 54s.	6			53s. " " 54s.	38		
54s. " " 55s.	7	24	0·2	54s. " " 55s.	18	59	0·3
55s. " " 56s.	23			55s. " " 56s.	30		
56s. " " 57s.	1			56s. " " 57s.	8		
57s. " " 58s.	4			57s. " " 58s.	10		
58s. " " 59s.	3	52	0·4	58s. " " 59s.	15	70	0·4
59s. " " 60s.	1			59s. " " 60s.	6		
60s. " " 61s.	48			60s. " " 61s.	50		
61s. " " 62s.	1			61s. " " 62s.	7		
62s. " " 63s.	1	24	0·2	62s. " " 63s.	5	59	0·3
63s. " " 64s.	1			63s. " " 64s.	5		
64s. " " 65s.	1			64s. " " 65s.	3		
65s. and above ...	24	24	0·2	65s. and above ...	59	59	0·3
TOTALS ...	12,907	12,907	100·0	TOTALS ...	19,785	19,785	100·0

## LAST PAY-WEEK OF SEPTEMBER, 1906, CLASSIFIED IN SHILLING GROUPS.

## WOOD BOX AND PACKING CASE MAKING.

## II.—LADS AND BOYS.

(A.)—LADS AND BOYS WHO WORKED <i>FULL TIME</i> .					(B.)—ALL LADS AND BOYS (INCLUDING THOSE WHO WORKED <i>LESS</i> OR <i>MORE</i> THAN <i>FULL TIME</i> ).				
Limits of Earnings.	Numbers Paid Wages.		Grouped Totals.	Per-cent-ages.	Limits of Earnings.	Numbers Paid Wages.		Grouped Totals.	Per-cent-ages.
	Half Timers.	Full Timers.				Half Timers.	Full Timers.		
Under 3s. ...	—	12	12	0·3	Under 3s. ...	1	50	51	0·9
3s. and under 4s.	2	30	164	3·7	3s. and under 4s.	2	61	280	4·8
4s. „ „ 5s.	—	132			4s. „ „ 5s.	—	217		
5s. „ „ 6s.	1	357	2,301	51·4	5s. „ „ 6s.	1	485	2,980	50·6
6s. „ „ 7s.	1	528			6s. „ „ 7s.	1	690		
	Full Timers.					Full Timers.			
7s. „ „ 8s.		595			7s. „ „ 8s.		736		
8s. „ „ 9s.		462	1,474	32·9	8s. „ „ 9s.		590	1,849	31·4
9s. „ „ 10s.		357			9s. „ „ 10s.		477		
10s. „ „ 11s.		481			10s. „ „ 11s.		569		
11s. „ „ 12s.		254	1,474	32·9	11s. „ „ 12s.		333	1,849	31·4
12s. „ „ 13s.		328			12s. „ „ 13s.		417		
13s. „ „ 14s.		188			13s. „ „ 14s.		252		
14s. „ „ 15s.		223	465	10·3	14s. „ „ 15s.		278	627	10·7
15s. „ „ 16s.		199			15s. „ „ 16s.		252		
16s. „ „ 17s.		131			16s. „ „ 17s.		181		
17s. „ „ 18s.		70	58	1·3	17s. „ „ 18s.		100	91	1·5
18s. „ „ 19s.		49			18s. „ „ 19s.		69		
19s. „ „ 20s.		16			19s. „ „ 20s.		25		
20s. „ „ 25s.		58	58	1·3	20s. „ „ 25s.		91	91	1·5
25s. „ „ 30s.		5	5	0·1	25s. „ „ 30s.		8	8	0·1
30s. and above ...	—	—	—	—	30s. and above ...	—	—	—	—
TOTALS ...	4,479		4,479	100·0	TOTALS ...	5,886		5,886	100·0



## NET EARNINGS OF WORKPEOPLE IN THE UNITED KINGDOM, IN THE

## ENGINEERING AND

## I.—MEN.

(A.)—MEN WHO WORKED <i>FULL TIME</i> .				(B.)—ALL MEN (INCLUDING THOSE WHO WORKED <i>LESS OR MORE THAN FULL TIME</i> ).			
Limits of Earnings.	Numbers Paid Wages.	Grouped Totals.	Per- centages.	Limits of Earnings.	Numbers Paid Wages.	Grouped Totals.	Per- centages.
Under 12s. ...	20	20	0·0	Under 12s. ...	5,364	5,364	1·8
12s. and under 13s.	69	246	0·2	12s. and under 13s.	1,239	4,123	1·4
13s. " " 14s.	20			13s. " " 14s.	1,229		
14s. " " 15s.	157			14s. " " 15s.	1,685		
15s. " " 16s.	521			15s. " " 16s.	2,287		
16s. " " 17s.	1,030	10,050	8·9	16s. " " 17s.	3,344	25,493	8·8
17s. " " 18s.	1,066			17s. " " 18s.	4,047		
18s. " " 19s.	4,377			18s. " " 19s.	8,227		
19s. " " 20s.	3,056			19s. " " 20s.	7,588		
20s. " " 21s.	5,341	21,204	18·7	20s. " " 21s.	10,802	51,307	17·7
21s. " " 22s.	3,243			21s. " " 22s.	9,331		
22s. " " 23s.	4,249			22s. " " 23s.	10,319		
23s. " " 24s.	3,143			23s. " " 24s.	9,340		
24s. " " 25s.	5,228	16,124	14·2	24s. " " 25s.	11,515	44,848	15·5
25s. " " 26s.	3,307			25s. " " 26s.	9,539		
26s. " " 27s.	3,573			26s. " " 27s.	9,523		
27s. " " 28s.	3,427			27s. " " 28s.	8,923		
28s. " " 29s.	3,435	18,380	16·2	28s. " " 29s.	9,198	45,830	15·8
29s. " " 30s.	2,382			29s. " " 30s.	7,665		
30s. " " 31s.	4,325			30s. " " 31s.	10,177		
31s. " " 32s.	2,425			31s. " " 32s.	7,613		
32s. " " 33s.	3,464	25,183	22·2	32s. " " 33s.	8,735	51,473	17·8
33s. " " 34s.	3,121			33s. " " 34s.	8,280		
34s. " " 35s.	5,045			34s. " " 35s.	11,025		
35s. " " 36s.	3,409			35s. " " 36s.	9,276		
36s. " " 37s.	8,332	11,375	10·0	36s. " " 37s.	14,472	28,673	9·9
37s. " " 38s.	3,882			37s. " " 38s.	8,798		
38s. " " 39s.	5,990			38s. " " 39s.	11,016		
39s. " " 40s.	3,570			39s. " " 40s.	7,911		
40s. " " 41s.	4,750	4,365	3·8	40s. " " 41s.	9,051	13,893	4·8
41s. " " 42s.	2,071			41s. " " 42s.	5,899		
42s. " " 43s.	2,124			42s. " " 43s.	5,874		
43s. " " 44s.	1,203			43s. " " 44s.	3,994		
44s. " " 45s.	1,227	2,907	2·6	44s. " " 45s.	3,855	8,089	2·8
45s. " " 46s.	1,571			45s. " " 46s.	3,870		
46s. " " 47s.	736			46s. " " 47s.	2,875		
47s. " " 48s.	765			47s. " " 48s.	2,574		
48s. " " 49s.	653	1,244	1·1	48s. " " 49s.	2,414	3,935	1·4
49s. " " 50s.	640			49s. " " 50s.	2,160		
50s. " " 51s.	1,481			50s. " " 51s.	2,912		
51s. " " 52s.	387			51s. " " 52s.	1,485		
52s. " " 53s.	482	927	0·8	52s. " " 53s.	1,607	2,476	0·9
53s. " " 54s.	265			53s. " " 54s.	1,048		
54s. " " 55s.	292			54s. " " 55s.	1,037		
55s. " " 56s.	593			55s. " " 56s.	1,376		
56s. " " 57s.	251	1,426	1·3	56s. " " 57s.	787	3,950	1·4
57s. " " 58s.	143			57s. " " 58s.	580		
58s. " " 59s.	125			58s. " " 59s.	618		
59s. " " 60s.	132			59s. " " 60s.	574		
60s. " " 61s.	674	927	0·8	60s. " " 61s.	1,101	2,476	0·9
61s. " " 62s.	61			61s. " " 62s.	353		
62s. " " 63s.	61			62s. " " 63s.	387		
63s. " " 64s.	86			63s. " " 64s.	364		
64s. " " 65s.	45	1,426	1·3	64s. " " 65s.	271	3,950	1·4
65s. and above ...	1,426			65s. and above ...	3,950		
TOTALS ...	113,451	113,451	100·0	TOTALS ...	289,454	289,454	100·0

## LAST PAY-WEEK OF SEPTEMBER, 1906, CLASSIFIED IN SHILLING GROUPS.

## BOILERMAKING.

## II.—LADS AND BOYS.

(A.)—LADS AND BOYS WHO WORKED <i>FULL TIME</i> .					(B.)—ALL LADS AND BOYS (INCLUDING THOSE WHO WORKED <i>LESS</i> OR <i>MORE</i> THAN FULL TIME).				
Limits of Earnings.	Numbers Paid Wages.		Grouped Totals.	Per-cent-ages.	Limits of Earnings.	Numbers Paid Wages.		Grouped Totals.	Per-cent-ages.
	Half Timers.	Full Timers.				Half Timers.	Full Timers.		
Under 3s. ...	22	153	175	0·4	Under 3s. ...	31	1,166	1,197	1·6
3s. and under 4s.	22	620	3,688	8·4	3s. and under 4s.	25	1,920	7,283	9·5
4s. " " 5s.	—	3,046			4s. " " 5s.	—	5,338		
5s. " " 6s.	3	5,261			5s. " " 6s.	3	8,023		
6s. " " 7s.	2	5,839	23,160	52·8	6s. " " 7s.	2	8,648	36,224	47·3
7s. " " 8s.	Full Timers. 4,449				7s. " " 8s.	Full Timers. 7,204			
8s. " " 9s.	4,296				8s. " " 9s.	6,768			
9s. " " 10s.	3,310				9s. " " 10s.	5,576			
10s. " " 11s.	3,546				10s. " " 11s.	5,723			
11s. " " 12s.	1,955		10,972	25·0	11s. " " 12s.	3,785		19,268	25·2
12s. " " 13s.	2,602				12s. " " 13s.	4,211			
13s. " " 14s.	1,258				13s. " " 14s.	2,673			
14s. " " 15s.	1,611				14s. " " 15s.	2,876			
15s. " " 16s.	1,142		3,476	7·9	15s. " " 16s.	2,308		7,591	9·9
16s. " " 17s.	923				16s. " " 17s.	1,938			
17s. " " 18s.	502				17s. " " 18s.	1,244			
18s. " " 19s.	644				18s. " " 19s.	1,331			
19s. " " 20s.	265				19s. " " 20s.	770			
20s. " " 21s.	440		1,323	3·0	20s. " " 21s.	903		2,768	3·6
21s. " " 22s.	188				21s. " " 22s.	520			
22s. " " 23s.	258				22s. " " 23s.	522			
23s. " " 24s.	139				23s. " " 24s.	359			
24s. " " 25s.	298				24s. " " 25s.	464			
25s. " " 30s.	770		770	1·8	25s. " " 30s.	1,385		1,385	1·8
30s. and above ...	315		315	0·7	30s. and above ...	834		834	1·1
TOTALS ...	43,879		43,879	100·0	TOTALS ...	76,550		76,550	100·0



## NET EARNINGS OF WORKPEOPLE IN THE UNITED KINGDOM, IN THE

## SMALL ARMS

## I.—MEN.

(A.)—MEN WHO WORKED <i>FULL TIME</i> .				(B.)—ALL MEN (INCLUDING THOSE WHO WORKED <i>LESS OR MORE THAN FULL TIME</i> ).			
Limits of Earnings.	Numbers Paid Wages.	Grouped Totals.	Per- centages.	Limits of Earnings.	Numbers Paid Wages.	Grouped Totals.	Per- centages.
Under 12s. ...	—	—	—	Under 12s. ...	34	34	0·9
12s. and under 13s.	—	—	—	12s. and under 13s.	2	16	0·4
13s. " " 14s.	—			13s. " " 14s.	8		
14s. " " 15s.	—			14s. " " 15s.	6		
15s. " " 16s.	1			15s. " " 16s.	7		
16s. " " 17s.	1	34	1·6	16s. " " 17s.	9	93	2·6
17s. " " 18s.	2			17s. " " 18s.	16		
18s. " " 19s.	27			18s. " " 19s.	44		
19s. " " 20s.	3			19s. " " 20s.	17		
20s. " " 21s.	22	108	5·1	20s. " " 21s.	52	262	7·3
21s. " " 22s.	9			21s. " " 22s.	41		
22s. " " 23s.	35			22s. " " 23s.	55		
23s. " " 24s.	16			23s. " " 24s.	56		
24s. " " 25s.	26	213	10·0	24s. " " 25s.	58	414	11·6
25s. " " 26s.	36			25s. " " 26s.	91		
26s. " " 27s.	37			26s. " " 27s.	72		
27s. " " 28s.	45			27s. " " 28s.	82		
28s. " " 29s.	59	288	13·6	28s. " " 29s.	95	500	14·0
29s. " " 30s.	36			29s. " " 30s.	74		
30s. " " 31s.	93			30s. " " 31s.	128		
31s. " " 32s.	43			31s. " " 32s.	88		
32s. " " 33s.	50	427	20·2	32s. " " 33s.	91	752	21·0
33s. " " 34s.	40			33s. " " 34s.	88		
34s. " " 35s.	62			34s. " " 35s.	105		
35s. " " 36s.	101			35s. " " 36s.	206	682	19·1
36s. " " 37s.	90	475	22·4	36s. " " 37s.	154		
37s. " " 38s.	53			37s. " " 38s.	118		
38s. " " 39s.	129			38s. " " 39s.	178		
39s. " " 40s.	54	320	15·1	39s. " " 40s.	96	453	12·7
40s. " " 41s.	155			40s. " " 41s.	214		
41s. " " 42s.	78			41s. " " 42s.	121		
42s. " " 43s.	92			42s. " " 43s.	125	160	4·5
43s. " " 44s.	63	103	4·9	43s. " " 44s.	101		
44s. " " 45s.	87			44s. " " 45s.	121		
45s. " " 46s.	119			45s. " " 46s.	154		
46s. " " 47s.	55	64	3·0	46s. " " 47s.	82	84	2·3
47s. " " 48s.	34			47s. " " 48s.	55		
48s. " " 49s.	77			48s. " " 49s.	113		
49s. " " 50s.	35			49s. " " 50s.	49		
50s. " " 51s.	40	61	3·0	50s. " " 51s.	57	48	1·3
51s. " " 52s.	10			51s. " " 52s.	19		
52s. " " 53s.	24			52s. " " 53s.	37		
53s. " " 54s.	11			53s. " " 54s.	20	82	2·3
54s. " " 55s.	18	21	1·0	54s. " " 55s.	27		
55s. " " 56s.	22			55s. " " 56s.	26		
56s. " " 57s.	10			56s. " " 57s.	16		
57s. " " 58s.	8	65	3·1	57s. " " 58s.	9	82	2·3
58s. " " 59s.	9			58s. " " 59s.	15		
59s. " " 60s.	15			59s. " " 60s.	18		
60s. " " 61s.	16			60s. " " 61s.	17	48	1·3
61s. " " 62s.	—	21	1·0	61s. " " 62s.	3		
62s. " " 63s.	2			62s. " " 63s.	5		
63s. " " 64s.	3			63s. " " 64s.	19		
64s. " " 65s.	—	65	3·1	64s. " " 65s.	4		
5s. and above ...	65			65s. and above ...	82	82	2·3
TOTALS ...	2,118			TOTALS ...	3,580		
		2,118	100·0			3,580	100·0

LAST PAY-WEEK OF SEPTEMBER, 1906, CLASSIFIED IN SHILLING GROUPS.

## MANUFACTURE.

## II.—LADS AND BOYS.

(A.)—LADS AND BOYS WHO WORKED <i>FULL TIME</i> .				(B.)—ALL LADS AND BOYS (INCLUDING THOSE WHO WORKED <i>LESS</i> OR <i>MORE</i> THAN <i>FULL TIME</i> ).			
Limits of Earnings.	Numbers Paid Wages.	Grouped Totals.	Per-centages.	Limits of Earnings.	Numbers Paid Wages.	Grouped Totals.	Per-centages.
Under 3s. ...	—	—	—	Under 3s. ...	1	1	0·2
3s. and under 4s.	1	3	0·9	3s. and under 4s.	4	14	2·7
4s. " " 5s.	2			4s. " " 5s.	10		
5s. " " 6s.	16	66	19·6	5s. " " 6s.	24	113	22·2
6s. " " 7s.	8			6s. " " 7s.	18		
7s. " " 8s.	16			7s. " " 8s.	28		
8s. " " 9s.	10			8s. " " 9s.	22		
9s. " " 10s.	16	97	28·8	9s. " " 10s.	21	127	25·0
10s. " " 11s.	13			10s. " " 11s.	19		
11s. " " 12s.	16			11s. " " 12s.	22		
12s. " " 13s.	26			12s. " " 13s.	31		
13s. " " 14s.	19			13s. " " 14s.	23		
14s. " " 15s.	23			14s. " " 15s.	32		
15s. " " 16s.	33	90	26·7	15s. " " 16s.	45	136	26·8
16s. " " 17s.	24			16s. " " 17s.	28		
17s. " " 18s.	13			17s. " " 18s.	20		
18s. " " 19s.	9			18s. " " 19s.	18		
19s. " " 20s.	11	44	13·0	19s. " " 20s.	25	67	13·2
20s. " " 21s.	13			20s. " " 21s.	19		
21s. " " 22s.	12			21s. " " 22s.	19		
22s. " " 23s.	4			22s. " " 23s.	8		
23s. " " 24s.	6			23s. " " 24s.	8		
24s. " " 25s.	9	27	8·0	24s. " " 25s.	13	40	7·9
25s. " " 30s.	27			25s. " " 30s.	40		
30s. and above ...	10	10	3·0	30s. and above ...	10	10	2·0
TOTALS ...	337	337	100·0	TOTALS ...	508	508	100·0



## NET EARNINGS OF WORKPEOPLE IN THE UNITED KINGDOM IN THE

## SHIP AND BOAT BUILDING

## I.—MEN.

(A.)—MEN WHO WORKED <i>FULL TIME</i> .				(B.)—ALL MEN (INCLUDING THOSE WHO WORKED <i>LESS OR MORE</i> THAN <i>FULL TIME</i> ).			
Limits of Earnings.	Numbers Paid Wages.	Grouped Totals.	Per-centages.	Limits of Earnings.	Numbers Paid Wages.	Grouped Totals.	Per-centages.
Under 12s. . . . .	3	3	0·0	Under 12s. . . . .	4,351	4,351	4·9
12s. and under 13s. . . . .	5	20	0·0	12s. and under 13s. . . . .	805	2,423	2·7
13s. " " 14s. . . . .	5			13s. " " 14s. . . . .	777		
14s. " " 15s. . . . .	10			14s. " " 15s. . . . .	841		
15s. " " 16s. . . . .	29			15s. " " 16s. . . . .	1,267		
16s. " " 17s. . . . .	76	2,095	5·1	16s. " " 17s. . . . .	1,298	8,588	9·7
17s. " " 18s. . . . .	304			17s. " " 18s. . . . .	1,560		
18s. " " 19s. . . . .	1,151			18s. " " 19s. . . . .	2,487		
19s. " " 20s. . . . .	535			19s. " " 20s. . . . .	1,976		
20s. " " 21s. . . . .	1,438	6,238	15·2	20s. " " 21s. . . . .	3,237	13,266	15·0
21s. " " 22s. . . . .	1,078			21s. " " 22s. . . . .	2,458		
22s. " " 23s. . . . .	1,136			22s. " " 23s. . . . .	2,501		
23s. " " 24s. . . . .	1,131			23s. " " 24s. . . . .	2,383		
24s. " " 25s. . . . .	1,455	5,025	12·2	24s. " " 25s. . . . .	2,687	10,926	12·3
25s. " " 26s. . . . .	1,168			25s. " " 26s. . . . .	2,544		
26s. " " 27s. . . . .	665			26s. " " 27s. . . . .	1,920		
27s. " " 28s. . . . .	1,201			27s. " " 28s. . . . .	2,442		
28s. " " 29s. . . . .	687	7,111	17·3	28s. " " 29s. . . . .	1,655	13,043	14·7
29s. " " 30s. . . . .	1,304			29s. " " 30s. . . . .	2,365		
30s. " " 31s. . . . .	914			30s. " " 31s. . . . .	2,309		
31s. " " 32s. . . . .	894			31s. " " 32s. . . . .	1,892		
32s. " " 33s. . . . .	1,039	10,903	26·6	32s. " " 33s. . . . .	2,121	16,600	18·7
33s. " " 34s. . . . .	2,121			33s. " " 34s. . . . .	3,281		
34s. " " 35s. . . . .	2,143			34s. " " 35s. . . . .	3,440		
35s. " " 36s. . . . .	1,043			35s. " " 36s. . . . .	2,814	6,326	7·1
36s. " " 37s. . . . .	2,381	3,490	8·5	36s. " " 37s. . . . .	3,582		
37s. " " 38s. . . . .	4,287			37s. " " 38s. . . . .	5,396		
38s. " " 39s. . . . .	1,947			38s. " " 39s. . . . .	2,768		
39s. " " 40s. . . . .	1,245	1,546	3·8	39s. " " 40s. . . . .	2,040	3,411	3·9
40s. " " 41s. . . . .	1,279			40s. " " 41s. . . . .	2,055		
41s. " " 42s. . . . .	425			41s. " " 42s. . . . .	1,012		
42s. " " 43s. . . . .	1,124			42s. " " 43s. . . . .	1,655		
43s. " " 44s. . . . .	346	1,546	3·8	43s. " " 44s. . . . .	838	3,411	3·9
44s. " " 45s. . . . .	316			44s. " " 45s. . . . .	766		
45s. " " 46s. . . . .	654			45s. " " 46s. . . . .	1,126		
46s. " " 47s. . . . .	162			46s. " " 47s. . . . .	578		
47s. " " 48s. . . . .	241	1,659	4·0	47s. " " 48s. . . . .	585	3,220	3·6
48s. " " 49s. . . . .	286			48s. " " 49s. . . . .	632		
49s. " " 50s. . . . .	203			49s. " " 50s. . . . .	490		
50s. " " 51s. . . . .	677			50s. " " 51s. . . . .	1,094	1,746	2·0
51s. " " 52s. . . . .	245	738	1·8	51s. " " 52s. . . . .	538		
52s. " " 53s. . . . .	158			52s. " " 53s. . . . .	490		
53s. " " 54s. . . . .	372			53s. " " 54s. . . . .	631		
54s. " " 55s. . . . .	207	614	1·5	54s. " " 55s. . . . .	467	1,293	1·5
55s. " " 56s. . . . .	353			55s. " " 56s. . . . .	580		
56s. " " 57s. . . . .	119			56s. " " 57s. . . . .	307		
57s. " " 58s. . . . .	89			57s. " " 58s. . . . .	340		
58s. " " 59s. . . . .	96	614	1·5	58s. " " 59s. . . . .	248	1,293	1·5
59s. " " 60s. . . . .	81			59s. " " 60s. . . . .	271		
60s. " " 61s. . . . .	284			60s. " " 61s. . . . .	483		
61s. " " 62s. . . . .	107			61s. " " 62s. . . . .	228		
62s. " " 63s. . . . .	103	1,624	4·0	62s. " " 63s. . . . .	264	3,466	3·9
63s. " " 64s. . . . .	69			63s. " " 64s. . . . .	166		
64s. " " 65s. . . . .	51			64s. " " 65s. . . . .	152		
65s. and above* . . . . .	1,624	1,624	4·0	65s. and above† . . . . .	3,466	3,466	3·9
TOTALS . . . . .	41,066	41,066	100·0	TOTALS . . . . .	88,659	88,659	100·0

\* The grouping of those at 65s. and above was as follows:—  
 65s. and under 70s. 383 85s. and under 90s. 95  
 70s. " " 75s. 308 90s. " " 95s. 89  
 75s. " " 80s. 180 95s. " " 100s. 41  
 80s. " " 85s. 209 100s. and above . . . 319

† The grouping of those at 65s. and above was as follows:—  
 65s. and under 70s. 847 85s. and under 90s. 226  
 70s. " " 75s. 649 90s. " " 95s. 169  
 75s. " " 80s. 479 95s. " " 100s. 107  
 80s. " " 85s. 415 100s. and above . . . 574

LAST PAY-WEEK OF SEPTEMBER, 1906, CLASSIFIED IN SHILLING GROUPS.  
AND REPAIRING.

## II.—LADS AND BOYS.

(A.)—LADS AND BOYS WHO WORKED <i>FULL TIME</i> .				(B.)—ALL LADS AND BOYS (INCLUDING THOSE WHO WORKED <i>LESS</i> OR <i>MORE</i> THAN <i>FULL TIME</i> .)			
Limits of Earnings.	Numbers Paid Wages.	Grouped Totals.	Per- centages.	Limits of Earnings.	Numbers Paid Wages.	Grouped Totals.	Per- centages.
Under 3s. ...	10	10	0·1	Under 3s. ...	496	496	2·4
3s. and under 4s.	49	331	2·9	3s. and under 4s.	343	1,026	5·1
4s. " " 5s.	282			4s. " " 5s.	683		
5s. " " 6s.	422	4,778	42·0	5s. " " 6s.	1,204	8,078	40·0
6s. " " 7s.	1,214			6s. " " 7s.	1,964		
7s. " " 8s.	1,022			7s. " " 8s.	1,715		
8s. " " 9s.	1,404			8s. " " 9s.	1,954		
9s. " " 10s.	716			9s. " " 10s.	1,241		
10s. " " 11s.	1,213	3,702	32·6	10s. " " 11s.	1,666	5,650	28·0
11s. " " 12s.	447			11s. " " 12s.	907		
12s. " " 13s.	1,084			12s. " " 13s.	1,419		
13s. " " 14s.	315			13s. " " 14s.	693		
14s. " " 15s.	643			14s. " " 15s.	965		
15s. " " 16s.	597	1,303	11·5	15s. " " 16s.	953	2,326	11·5
16s. " " 17s.	248			16s. " " 17s.	456		
17s. " " 18s.	92			17s. " " 18s.	263		
18s. " " 19s.	309			18s. " " 19s.	476		
19s. " " 20s.	57			19s. " " 20s.	178		
20s. " " 21s.	264	579	5·1	20s. " " 21s.	455	1,167	5·8
21s. " " 22s.	101			21s. " " 22s.	198		
22s. " " 23s.	79			22s. " " 23s.	173		
23s. " " 24s.	57			23s. " " 24s.	174		
24s. " " 25s.	78			24s. " " 25s.	167		
25s. " " 30s.	319	319	2·8	25s. " " 30s.	640	640	3·2
30s. and above ...	340	340	3·0	30s. and above ...	799	799	4·0
TOTALS ...	11,362	11,362	100·0	TOTALS ...	20,182	20,182	100·0



## NET EARNINGS OF WORKPEOPLE IN THE UNITED KINGDOM, IN THE

## RAILWAY CARRIAGE

## I.—MEN.

(A)—MEN WHO WORKED <i>FULL TIME</i> .				(B)—ALL MEN (INCLUDING THOSE WHO WORKED <i>LESS</i> OR <i>MORE</i> THAN <i>FULL TIME</i> ).			
Limits of Earnings.	Numbers paid Wages.	Grouped Totals.	Per-centages.	Limits of Earnings.	Numbers paid Wages.	Grouped Totals.	Per-centages.
Under 12s. ...	2	2	0·0	Under 12s. ...	623	623	1·6
12s. and under 13s.	4	30	0·2	12s. and under 13s.	129	567	1·4
13s. " " 14s.	12			13s. " " 14s.	189		
14s. " " 15s.	14			14s. " " 15s.	249		
15s. " " 16s.	61			15s. " " 16s.	331		
16s. " " 17s.	150	1,485	9·0	16s. " " 17s.	534	4,024	10·3
17s. " " 18s.	260			17s. " " 18s.	879		
18s. " " 19s.	662			18s. " " 19s.	1,219		
19s. " " 20s.	352			19s. " " 20s.	1,061		
20s. " " 21s.	657	3,268	19·8	20s. " " 21s.	1,439	8,255	21·1
21s. " " 22s.	507			21s. " " 22s.	1,426		
22s. " " 23s.	677			22s. " " 23s.	1,682		
23s. " " 24s.	592			23s. " " 24s.	1,741		
24s. " " 25s.	835	3,723	22·5	24s. " " 25s.	1,967	8,503	21·7
25s. " " 26s.	729			25s. " " 26s.	1,816		
26s. " " 27s.	829			26s. " " 27s.	1,823		
27s. " " 28s.	688			27s. " " 28s.	1,585		
28s. " " 29s.	915	3,155	19·1	28s. " " 29s.	1,854	7,157	18·3
29s. " " 30s.	562			29s. " " 30s.	1,425		
30s. " " 31s.	1,041			30s. " " 31s.	1,982		
31s. " " 32s.	435			31s. " " 32s.	1,220		
32s. " " 33s.	732	2,274	13·8	32s. " " 33s.	1,548	4,960	12·6
33s. " " 34s.	464			33s. " " 34s.	1,195		
34s. " " 35s.	483			34s. " " 35s.	1,212		
35s. " " 36s.	466			35s. " " 36s.	1,090	2,757	7·0
36s. " " 37s.	586	1,480	8·9	36s. " " 37s.	1,194		
37s. " " 38s.	455			37s. " " 38s.	1,000		
38s. " " 39s.	443			38s. " " 39s.	986		
39s. " " 40s.	324	484	2·9	39s. " " 40s.	690	1,042	2·7
40s. " " 41s.	563			40s. " " 41s.	976		
41s. " " 42s.	308			41s. " " 42s.	541		
42s. " " 43s.	256			42s. " " 43s.	529		
43s. " " 44s.	179	245	1·5	43s. " " 44s.	369	611	1·6
44s. " " 45s.	174			44s. " " 45s.	342		
45s. " " 46s.	199			45s. " " 46s.	341		
46s. " " 47s.	99			46s. " " 47s.	227		
47s. " " 48s.	75	148	0·9	47s. " " 48s.	183	285	0·7
48s. " " 49s.	59			48s. " " 49s.	152		
49s. " " 50s.	52			49s. " " 50s.	139		
50s. " " 51s.	116			50s. " " 51s.	209	144	0·4
51s. " " 52s.	37	90	0·5	51s. " " 52s.	114		
52s. " " 53s.	42			52s. " " 53s.	117		
53s. " " 54s.	27			53s. " " 54s.	91		
54s. " " 55s.	23	148	0·9	54s. " " 55s.	80	285	0·7
55s. " " 56s.	57			55s. " " 56s.	89		
56s. " " 57s.	17			56s. " " 57s.	55		
57s. " " 58s.	35			57s. " " 58s.	62		
58s. " " 59s.	21	151	0·9	58s. " " 59s.	47	254	0·6
59s. " " 60s.	18			59s. " " 60s.	32		
60s. " " 61s.	55			60s. " " 61s.	69		
61s. " " 62s.	10			61s. " " 62s.	24	144	0·4
62s. " " 63s.	12	90	0·5	62s. " " 63s.	27		
63s. " " 64s.	7			63s. " " 64s.	15		
64s. " " 65s.	6			64s. " " 65s.	9		
65s. and above ...	151	151	0·9	65s. and above ...	254	254	0·6
TOTALS ...	16,535	15,535	100·0	TOTALS ...	39,182	39,182	100·0

LAST PAY-WEEK OF SEPTEMBER, 1906, CLASSIFIED IN SHILLING GROUPS.

## AND WAGON BUILDING.

## II.—LADS AND BOYS.

(A.)—LADS AND BOYS WHO WORKED <i>FULL TIME</i> .				(B.)—ALL LADS AND BOYS (INCLUDING THOSE WHO WORKED <i>LESS</i> OR <i>MORE</i> THAN FULL TIME).			
Limits of Earnings.	Numbers Paid Wages.	Grouped Totals.	Per-centages.	Limits of Earnings.	Numbers Paid Wages.	Grouped Totals.	Per-centages.
Under 3s. ...	—	—	—	Under 3s. ...	42	42	0·7
3s. and under 4s.	—	31	1·0	3s. and under 4s.	31	149	2·5
4s. " " 5s.	31			4s. " " 5s.	118		
5s. " " 6s.	218	1,437	45·5	5s. " " 6s.	357	2,288	38·7
6s. " " 7s.	324			6s. " " 7s.	476		
7s. " " 8s.	310			7s. " " 8s.	519		
8s. " " 9s.	301			8s. " " 9s.	467		
9s. " " 10s.	284			9s. " " 10s.	469		
10s. " " 11s.	234	1,001	31·7	10s. " " 11s.	406	1,871	31·7
11s. " " 12s.	234			11s. " " 12s.	417		
12s. " " 13s.	187			12s. " " 13s.	372		
13s. " " 14s.	152			13s. " " 14s.	322		
14s. " " 15s.	194			14s. " " 15s.	354		
15s. " " 16s.	117	516	16·3	15s. " " 16s.	276	1,168	19·8
16s. " " 17s.	147			16s. " " 17s.	283		
17s. " " 18s.	107			17s. " " 18s.	235		
18s. " " 19s.	86			18s. " " 19s.	229		
19s. " " 20s.	59			19s. " " 20s.	145		
20s. " " 21s.	57	150	4·7	20s. " " 21s.	110	299	5·1
21s. " " 22s.	40			21s. " " 22s.	75		
22s. " " 23s.	25			22s. " " 23s.	55		
23s. " " 24s.	19			23s. " " 24s.	35		
24s. " " 25s.	9			24s. " " 25s.	24		
25s. " " 30s.	21	21	0·7	25s. " " 30s.	67	67	1·1
30s. and above ...	4	4	0·1	30s. and above ...	23	23	0·4
TOTALS ...	3,160	3,160	100·0	TOTALS ...	5,907	5,907	100·0



## NET EARNINGS OF WORKPEOPLE IN THE UNITED KINGDOM, IN THE

## COACH, CARRIAGE, VAN,

## I.—MEN.

(A.)—MEN WHO WORKED <i>FULL TIME</i> .				(B.)— <i>ALL MEN</i> (INCLUDING THOSE WHO WORKED <i>LESS OR MORE</i> THAN <i>FULL TIME</i> ).			
Limits of Earnings.	Numbers paid Wages.	Grouped Totals.	Per- centages.	Limits of Earnings.	Numbers paid Wages.	Grouped Totals.	Per- centages.
Under 12s. ...	3	3	0·1	Under 12s. ...	110	110	1·3
12s. and under 13s.	6	28	0·5	12s. and under 13s.	33	110	1·3
13s. " " 14s.	11			13s. " " 14s.	34		
14s. " " 15s.	11			14s. " " 15s.	43		
15s. " " 16s.	53	489	9·0	15s. " " 16s.	93	778	9·3
16s. " " 17s.	60			16s. " " 17s.	90		
17s. " " 18s.	60			17s. " " 18s.	112		
18s. " " 19s.	268			18s. " " 19s.	349		
19s. " " 20s.	48			19s. " " 20s.	134		
20s. " " 21s.	337	1,141	21·0	20s. " " 21s.	431	1,654	19·7
21s. " " 22s.	115			21s. " " 22s.	203		
22s. " " 23s.	244			22s. " " 23s.	343		
23s. " " 24s.	107			23s. " " 24s.	206		
24s. " " 25s.	338			24s. " " 25s.	471		
25s. " " 26s.	257	1,234	22·7	25s. " " 26s.	372	1,809	21·5
26s. " " 27s.	280			26s. " " 27s.	391		
27s. " " 28s.	230			27s. " " 28s.	339		
28s. " " 29s.	338			28s. " " 29s.	466		
29s. " " 30s.	129			29s. " " 30s.	241		
30s. " " 31s.	557	1,373	25·2	30s. " " 31s.	688	1,877	22·3
31s. " " 32s.	108			31s. " " 32s.	203		
32s. " " 33s.	311			32s. " " 33s.	413		
33s. " " 34s.	112			33s. " " 34s.	198		
34s. " " 35s.	285			34s. " " 35s.	375		
35s. " " 36s.	136	630	11·6	35s. " " 36s.	232	978	11·6
36s. " " 37s.	259			36s. " " 37s.	350		
37s. " " 38s.	93			37s. " " 38s.	162		
38s. " " 39s.	97			38s. " " 39s.	150		
39s. " " 40s.	45			39s. " " 40s.	84		
40s. " " 41s.	136	291	5·3	40s. " " 41s.	207	568	6·8
41s. " " 42s.	21			41s. " " 42s.	67		
42s. " " 43s.	70			42s. " " 43s.	112		
43s. " " 44s.	21			43s. " " 44s.	78		
44s. " " 45s.	43			44s. " " 45s.	104		
45s. " " 46s.	79	116	2·1	45s. " " 46s.	121	240	2·9
46s. " " 47s.	5			46s. " " 47s.	25		
47s. " " 48s.	11			47s. " " 48s.	25		
48s. " " 49s.	8			48s. " " 49s.	36		
49s. " " 50s.	13			49s. " " 50s.	33		
50s. " " 51s.	65	86	1·6	50s. " " 51s.	92	170	2·0
51s. " " 52s.	6			51s. " " 52s.	20		
52s. " " 53s.	8			52s. " " 53s.	23		
53s. " " 54s.	2			53s. " " 54s.	23		
54s. " " 55s.	5			54s. " " 55s.	12		
55s. " " 56s.	9	15	0·3	55s. " " 56s.	15	36	0·4
56s. " " 57s.	2			56s. " " 57s.	7		
57s. " " 58s.	2			57s. " " 58s.	7		
58s. " " 59s.	2			58s. " " 59s.	7		
59s. " " 60s.	—			59s. " " 60s.	—		
60s. " " 61s.	13	26	0·5	60s. " " 61s.	19	40	0·5
61s. " " 62s.	1			61s. " " 62s.	4		
62s. " " 63s.	2			62s. " " 63s.	4		
63s. " " 64s.	10			63s. " " 64s.	12		
64s. " " 65s.	—			64s. " " 65s.	1		
65s. and above ...	8	8	0·1	65s. and above ...	33	33	0·4
TOTALS ...	5,440	5,440	100·0	TOTALS ...	8,403	8,403	100·0

## LAST PAY-WEEK OF SEPTEMBER, 1906, CLASSIFIED IN SHILLING GROUPS.

## CART, &amp;c., BUILDING.

## II.—LADS AND BOYS.

(A.)—LADS AND BOYS WHO WORKED <i>FULL TIME</i> .				(B.)—ALL LADS AND BOYS (INCLUDING THOSE WHO WORKED <i>LESS</i> OR <i>MORE</i> THAN <i>FULL TIME</i> ).			
Limits of Earnings.	Numbers Paid Wages.	Grouped Totals.	Per-centages.	Limits of Earnings.	Numbers Paid Wages.	Grouped Totals.	Per-centages.
Under 3s. ...	45	45	2·5	Under 3s. ...	55	55	2·7
3s. and under 4s.	94	239	13·3	3s. and under 4s.	105	260	12·8
4s. " " 5s.	145			4s. " " 5s.	155		
5s. " " 6s.	220	904	50·4	5s. " " 6s.	240	1,012	50·0
6s. " " 7s.	223			6s. " " 7s.	241		
7s. " " 8s.	182			7s. " " 8s.	202		
8s. " " 9s.	184			8s. " " 9s.	210		
9s. " " 10s.	95	463	25·8	9s. " " 10s.	119	530	26·2
10s. " " 11s.	169			10s. " " 11s.	192		
11s. " " 12s.	51			11s. " " 12s.	64		
12s. " " 13s.	145			12s. " " 13s.	154		
13s. " " 14s.	35			13s. " " 14s.	41		
14s. " " 15s.	63			14s. " " 15s.	79		
15s. " " 16s.	47	127	7·1	15s. " " 16s.	54	150	7·4
16s. " " 17s.	42			16s. " " 17s.	49		
17s. " " 18s.	20			17s. " " 18s.	24		
18s. " " 19s.	16			18s. " " 19s.	19		
19s. " " 20s.	2			19s. " " 20s.	4		
20s. " " 21s.	11	14	0·8	20s. " " 21s.	12	17	0·8
21s. " " 22s.	2			21s. " " 22s.	3		
22s. " " 23s.	—			22s. " " 23s.	—		
23s. " " 24s.	1			23s. " " 24s.	1		
24s. " " 25s.	—	1	0·1	24s. " " 25s.	1	2	0·1
25s. " " 30s.	1			25s. " " 30s.	2		
30s. and above ...	—	—	—	30s. and above ...	—	—	—
TOTALS ...	1,793	1,793	100·0	TOTALS ...	2,026	2,026	100·0



## NET EARNINGS OF WORKPEOPLE IN THE UNITED KINGDOM, IN A

## CYCLE MAKING

## I.—MEN.

(A.)—MEN WHO WORKED <i>FULL TIME</i> .				(B.)—ALL MEN (INCLUDING THOSE WHO WORKED <i>LESS OR MORE THAN FULL TIME</i> ).			
Limits of Earnings.	Numbers Paid Wages.	Grouped Totals.	Per-centages.	Limits of Earnings.	Numbers Paid Wages.	Grouped Totals.	Per-centages.
Under 12s. ...	—	—	—	Under 12s. ...	108	108	2·2
12s. and under 13s.	—	—	—	12s. and under 13s.	20	64	1·3
13s. " " 14s.	—			13s. " " 14s.	22		
14s. " " 15s.	—			14s. " " 15s.	22		
15s. " " 16s.	14			15s. " " 16s.	45	299	6·1
16s. " " 17s.	13	91	4·2	16s. " " 17s.	44		
17s. " " 18s.	22			17s. " " 18s.	55		
18s. " " 19s.	27			18s. " " 19s.	93		
19s. " " 20s.	15	352	16·4	19s. " " 20s.	62	668	13·7
20s. " " 21s.	95			20s. " " 21s.	142		
21s. " " 22s.	49			21s. " " 22s.	122		
22s. " " 23s.	67			22s. " " 23s.	137		
23s. " " 24s.	55	442	20·5	23s. " " 24s.	119	820	16·8
24s. " " 25s.	86			24s. " " 25s.	148		
25s. " " 26s.	114			25s. " " 26s.	187		
26s. " " 27s.	94			26s. " " 27s.	154	793	16·2
27s. " " 28s.	90	402	18·7	27s. " " 28s.	171		
28s. " " 29s.	82			28s. " " 29s.	157		
29s. " " 30s.	62			29s. " " 30s.	151		
30s. " " 31s.	129	293	13·6	30s. " " 31s.	216	637	13·0
31s. " " 32s.	65			31s. " " 32s.	145		
32s. " " 33s.	85			32s. " " 33s.	181		
33s. " " 34s.	81			33s. " " 34s.	154	528	10·8
34s. " " 35s.	42	219	10·2	34s. " " 35s.	97		
35s. " " 36s.	77			35s. " " 36s.	133		
36s. " " 37s.	54			36s. " " 37s.	141	300	6·2
37s. " " 38s.	46	115	5·3	37s. " " 38s.	108		
38s. " " 39s.	81			38s. " " 39s.	155		
39s. " " 40s.	35			39s. " " 40s.	100		
40s. " " 41s.	80	90	4·2	40s. " " 41s.	164	268	5·5
41s. " " 42s.	29			41s. " " 42s.	82		
42s. " " 43s.	49			42s. " " 43s.	107		
43s. " " 44s.	34			43s. " " 44s.	104	177	3·6
44s. " " 45s.	27	49	2·3	44s. " " 45s.	71		
45s. " " 46s.	45			45s. " " 46s.	80		
46s. " " 47s.	14			46s. " " 47s.	58		
47s. " " 48s.	24	41	1·9	47s. " " 48s.	55	102	2·1
48s. " " 49s.	17			48s. " " 49s.	52		
49s. " " 50s.	15			49s. " " 50s.	55		
50s. " " 51s.	27			50s. " " 51s.	69	5	
51s. " " 52s.	18	90	4·2	51s. " " 52s.	47		
52s. " " 53s.	24			52s. " " 53s.	64		
53s. " " 54s.	6			53s. " " 54s.	42		
54s. " " 55s.	15	49	2·3	54s. " " 55s.	46	177	3·6
55s. " " 56s.	22			55s. " " 56s.	45		
56s. " " 57s.	7			56s. " " 57s.	24		
57s. " " 58s.	11			57s. " " 58s.	26	102	2·1
58s. " " 59s.	5	41	1·9	58s. " " 59s.	45		
59s. " " 60s.	4			59s. " " 60s.	37		
60s. " " 61s.	28			60s. " " 61s.	52		
61s. " " 62s.	7	41	1·9	61s. " " 62s.	20	102	2·1
62s. " " 63s.	3			62s. " " 63s.	15		
63s. " " 64s.	2			63s. " " 64s.	5		
64s. " " 65s.	1			64s. " " 65s.	10		
65s. and above ...	57	57	2·7	65s. and above ...	122	122	2·5
TOTALS ...	2,151	2,151	100·0	TOTALS ...	4,886	4,886	100·0

REPRESENTATIVE WEEK IN 1906, CLASSIFIED IN SHILLING GROUPS.

## AND REPAIRING.

## II.—LADS AND BOYS.

(A.)—LADS AND BOYS WHO WORKED <i>FULL TIME</i> .				(B.)—ALL LADS AND BOYS (INCLUDING THOSE WHO WORKED <i>LESS</i> OR <i>MORE</i> THAN <i>FULL TIME</i> ).			
Limits of Earnings.	Numbers Paid Wages.	Grouped Totals.	Per-centages.	Limits of Earnings.	Numbers Paid Wages.	Grouped Totals.	Per-centages.
Under 3s. ...	17	17	2·1	Under 3s. ...	30	30	2·6
3s. and under 4s.	13	53	6·5	3s. and under 4s.	19	62	5·5
4s. " " 5s.	40			4s. " " 5s.	43		
5s. " " 6s.	74	373	46·0	5s. " " 6s.	85	470	41·3
6s. " " 7s.	105			6s. " " 7s.	124		
7s. " " 8s.	55			7s. " " 8s.	86		
8s. " " 9s.	64			8s. " " 9s.	81		
9s. " " 10s.	75			9s. " " 10s.	94		
10s. " " 11s.	67	230	28·4	10s. " " 11s.	99	343	30·2
11s. " " 12s.	39			11s. " " 12s.	58		
12s. " " 13s.	55			12s. " " 13s.	85		
13s. " " 14s.	38			13s. " " 14s.	57		
14s. " " 15s.	31			14s. " " 15s.	44		
15s. " " 16s.	44	125	15·4	15s. " " 16s.	51	173	15·2
16s. " " 17s.	20			16s. " " 17s.	37		
17s. " " 18s.	17			17s. " " 18s.	19		
18s. " " 19s.	26			18s. " " 19s.	38		
19s. " " 20s.	18			19s. " " 20s.	28		
20s. " " 21s.	1	11	1·4	20s. " " 21s.	11	39	3·4
21s. " " 22s.	1			21s. " " 22s.	3		
22s. " " 23s.	7			22s. " " 23s.	12		
23s. " " 24s.	—			23s. " " 24s.	7		
24s. " " 25s.	2			24s. " " 25s.	6		
25s. " " 30s.	2	2	0·2	25s. " " 30s.	16	16	1·4
30s. and above ...	—	—	—	30s. and above ...	5	5	0·4
TOTALS ...	811	811	100·0	TOTALS ...	1,138	1,138	100·0



## EARNINGS CLASSIFIED

NET EARNINGS OF WORKPEOPLE IN THE UNITED KINGDOM, IN THE UNDER-  
BUILDING TRADES.

Occupation.*	Workpeople who worked Full Time.					All Workpeople (including those who worked less or more than Full Time).	
	Number.	Average Earnings for Full Time.	Lower Quartile.	Median.	Upper Quartile.	Number.	Average Earnings of all Workpeople.
<b>Men (of and above 20 years of age).</b>		<i>s. d.</i>	<i>s. d.</i>	<i>s. d.</i>	<i>s. d.</i>		<i>s. d.</i>
Foremen ... ..Time	3,215	46 9	40 0	45 0	50 0	4,057	46 6
Bricklayers ... ..Time	3,633	38 0	35 0	38 6	42 0	851	36 0
Masons ... ..Time	3,824	36 9	35 6	37 6	39 0	6,818	34 7
Carpenters and Joiners ...Time	9,768	36 3	33 0	37 0	40 0	17,537	35 8
Mill Sawyers and Wood Cutting Machinists ...Time	817	33 6	28 0	34 0	39 0	1,535	34 2
Slaters ... ..Time	800	36 6	34 0	38 0	39 0	1,395	35 0
Plumbers ... ..Time	2,656	36 3	33 6	37 0	39 0	4,578	36 2
Plasterers ... ..Time	1,648	38 4	35 0	38 6	41 6	3,098	36 6
Painters and Decorators...Time	6,255	34 7	32 0	35 0	37 6	13,704	34 2
General Smiths ... ..Time	299	32 1	28 0	31 6	37 0	568	32 7
Fitters ... ..Time	60	35 4	30 0	35 0	41 0	189	36 2
Bricklayers' Labourers ...Time	4,316	24 4	21 6	24 6	27 0	10,814	23 5
Masons' Labourers ...Time	2,256	23 9	22 0	24 0	25 6	4,393	22 8
Plumbers' Mates ... ..Time	350	23 11	20 6	24 0	27 0	724	23 8
Plasterers' Labourers ...Time	1,194	24 9	22 6	25 0	27 0	2,185	24 1
Painters' Labourers ...Time	685	26 4	23 0	27 6	30 0	1,631	26 4
Excavators ... ..Time	1,366	25 1	22 6	25 0	26 6	3,920	22 2
Scaffolders ... ..Time	189	29 5	27 6	30 0	31 6	677	30 11
Builders' Labourers ...Time	2,897	24 3	21 6	24 0	28 0	7,706	24 2
Engine and Crane Drivers ... ..Time	314	29 2	25 0	30 0	33 0	585	31 6
Other Men ... { Time	3,785	26 0	—	—	—	6,073	26 10
{ Piece	509	37 3	—	—	—	748	34 6
ALL MEN ... ..	50,836	33 0	26 0	34 0	38 6	101,786	31 6
<b>Improvers and Apprentices (all ages) and Lads and Boys (under 20 years of age).</b>		<i>s. d.</i>	<i>s. d.</i>	<i>s. d.</i>	<i>s. d.</i>		<i>s. d.</i>
Full Timers :—							
Improvers ... ..Time	1,493	19 6	14 6	20 0	25 0	2,258	20 3
Apprentices ... ..Time	10,350	8 2	5 0	7 6	10 0	12,019	8 5
Other Lads and Boys { Time	1,836	9 9	—	—	—	2,479	10 4
{ Piece	8	9 2	—	—	—	10	10 5
ALL LADS AND BOYS ...	13,687	9 7	6 0	8 0	12 0	16,766	10 3

\* In this Table only the principal occupations are separately classified. Where the numbers returned under any one heading, either as time workers or as piece workers, were insignificant, they have been included under "Other Men."

## BY OCCUPATIONS.

MENTIONED OCCUPATIONS, IN AN ORDINARY WEEK IN THE SUMMER OF 1906.

## CONSTRUCTION OF HARBOURS, DOCKS, ROADS, SEWERS, &amp;c.

Occupation.*	Workpeople who worked Full Time.					All Workpeople (including those who worked less or more than Full Time).	
	Number.	Average Earnings for Full Time.	Lower Quartile.	Median.	Upper Quartile.	Number.	Average Earnings of all Workpeople.
<b>Men (of and above 20 years of age).</b>		<i>s. d.</i>	<i>s. d.</i>	<i>s. d.</i>	<i>s. d.</i>		<i>s. d.</i>
Foremen and Gangers ...Time	296	46 3	35 6	41 0	60 0	428	44 4
Bricklayers ... ..Time	39	42 6	40 0	45 0	45 0	78	38 4
Masons ... ..Time	101	38 2	35 0	37 6	42 6	168	36 6
Carpenters ... ..Time	113	36 8	35 0	35 6	39 6	265	36 1
Other Mechanics... ..Time	78	33 6	30 6	33 6	35 6	218	35 8
Bricklayers' Labourers ...Time	34	26 9	25 6	28 0	28 0	67	24 2
Masons' Labourers ...Time	48	25 9	23 6	25 6	28 0	116	23 4
Other Mechanics' Labourers ... ..Time	73	24 7	23 6	24 0	26 0	276	25 6
Excavators and La- bourers. {	Time	2,047	24 9	23 6	23 6	5,952	21 1
	Piece	246	33 2	32 6	33 0	426	32 10
Platelayers ... ..Time	37	26 6	23 6	26 0	26 0	117	25 2
Platelayers' Labourers ...Time	28	23 9	21 6	23 6	25 6	113	22 4
Locomotive Engine Drivers ... ..Time	29	38 5	35 0	40 0	45 0	92	39 9
Stationary Engine, Crane, and Navvy Drivers ... ..Time	88	35 3	29 6	32 6	41 6	337	35 4
Firemen and Stokers ...Time	38	24 6	21 0	26 0	27 0	148	22 5
Carters ... ..Time	71	24 9	24 0	24 0	25 0	127	23 6
Watchmen ... ..Time	71	23 3	21 0	24 0	26 0	125	20 10
Other Men ... {	Time	267	30 10	—	—	800	31 7
	Piece	462	54 9	—	—	579	52 0
ALL MEN ... ..	4,166	31 10	23 6	26 0	35 0	10,432	27 0
<b>Lads and Boys (under 20 years of age).</b>		<i>s. d.</i>	<i>s. d.</i>	<i>s. d.</i>	<i>s. d.</i>		<i>s. d.</i>
Full Timers :—							
All Occupations {	Time	206	13 6	11 6	14 0	480	13 2
	Piece	2	9 9	—	—	2	9 9
ALL LADS AND BOYS ...	208	13 6	11 0	14 0	16 0	482	13 1

\* In this Table only the principal occupations are separately classified. Where the numbers returned under any one heading, either as time workers or as piece workers, were insignificant, they have been included under "Other Men."



# NET EARNINGS OF WORKPEOPLE IN THE UNITED KINGDOM, IN THE MILL-SAWING, MACHINE JOINERY AND WOOD BOX AND PACKING CASE MAKING.

Occupation.†	Workpeople who worked Full Time.					All Workpeople (including those who worked less or more than Full Time).	
	Number.	Average Earnings for Full Time.	Lower Quartile.	Median.	Upper Quartile.	Number.	Average Earnings of all Workpeople.
<b>Men (of and above 20 years of age).</b>		<i>s. d.</i>	<i>s. d.</i>	<i>s. d.</i>	<i>s. d.</i>		<i>s. d.</i>
Foremen ... .. Time	901	39 2	30 0	38 6	45 0	1,036	39 6
Mill Sawyers ... { Time	2,008	26 11	22 0	26 6	30 0	2,975	26 10
{ Piece	107	30 4	25 0	28 6	35 0	139	30 1
Wood Cutting { Time	675	31 4	25 0	31 0	36 6	1,098	31 3
Machinists { Piece	54	31 0	26 0	30 6	35 6	74	30 10
Wood Turners‡ ... { Time	392	24 2	19 0	24 0	28 0	562	23 3
{ Piece	307	29 4	26 0	29 6	32 0	421	27 11
Carpenters and Joiners { Time	1,564	34 11	31 0	36 0	39 6	2,609	34 0
{ Piece	126	42 2	34 0	41 0	50 0	212	37 5
Box and Packing Case { Time	444	27 9	22 0	29 0	32 0	883	28 9
Makers. { Piece	268	29 8	25 0	30 0	34 6	381	29 7
Enginemen and Stokers...Time	405	25 7	21 0	25 0	29 6	633	27 7
Carters or Carmen :—							
1 Horse ... .. Time	1,030	21 10	20 0	22 0	24 0	1,144	21 9
2 or more Horse ...Time	252	23 7	21 0	24 0	26 0	283	23 10
General Labourers { Time	3,024	20 11	18 6	21 0	23 0	5,147	20 9
{ Piece	61	30 1	23 6	33 0	34 6	199	36 4
Other Men ... { Time	990	25 8	—	—	—	1,543	26 1
{ Piece	299	30 11	—	—	—	446	28 9
ALL MEN ... ..	12,907	27 4	21 0	25 0	32 6	19,785	27 1
<b>Apprentices (all ages) and Lads and Boys (under 20 years of age).</b>		<i>s. d.</i>	<i>s. d.</i>	<i>s. d.</i>	<i>s. d.</i>		<i>s. d.</i>
Full Timers :—							
Apprentices ... { Time	1,415	9 1	6 0	8 0	11 6	1,712	9 2
{ Piece	37	16 2	13 0	14 6	19 0	39	15 9
Other Lads and Boys { Time	2,809	9 8	7 0	9 0	12 0	3,877	9 8
{ Piece	214	12 6	10 6	12 6	15 6	253	12 1
Half Timers :—							
All Occupations { Time	2	3 6	—	—	—	3	3 2
{ Piece	2	5 9	—	—	—	2	5 9
ALL LADS AND BOYS ...	4,479	9 8	7 0	9 0	12 0	5,886	9 8

\* The earnings given relate mainly to the last pay-week of September, 1906, but in certain cases particulars for another  
† In this Table only the principal occupations are separately classified. Where the numbers returned under any one  
insignificant, they have been included under "Other Men." For Engineering and Boilermaking, the particulars given for  
rates; workpeople who were employed on night shifts and, on that account, were paid at higher than ordinary rates, have  
‡ Of the Wood Turners, 283 time-workers and 213 piece-workers were employed in bobbin factories.

UNDERMENTIONED OCCUPATIONS, IN THE LAST PAY-WEEK OF SEPTEMBER, 1906.\*

## ENGINEERING AND BOILERMAKING.

Occupation.†	Workpeople who worked Full Time.					All Workpeople (including those who worked less or more than Full Time).	
	Number.	Average Earnings for Full Time.	Lower Quartile.	Median.	Upper Quartile.	Number.	Average Earnings of all Workpeople.
<b>Men (of and above 20 years of age).</b>		<i>s. d.</i>	<i>s. d.</i>	<i>s. d.</i>	<i>s. d.</i>		<i>s. d.</i>
Foremen... ..Time	5,016	52 5	44 0	50 0	60 0	6,297	52 0
Patternmakers ... ..Time	2,419	37 3	35 0	38 6	40 0	5,291	37 6
Joiners ... ..	Time	1,732	33 8	30 0	34 0	3,682	34 7
	Piece	412	40 5	35 6	42 6	778	38 0
Moulders :—							
Iron and Steel	Time	6,316	36 11	35 0	38 6	14,106	36 1
	Piece	1,735	41 2	34 0	40 0	4,555	37 8
Brass ... ..	Time	912	36 5	35 0	38 0	1,964	35 10
	Piece	131	41 2	35 6	41 0	366	38 9
Smiths ... ..	Time	2,238	34 0	31 0	35 0	4,394	33 8
	Piece	962	44 6	37 0	44 0	2,411	43 1
Smiths' Strikers	Time	2,346	21 11	20 0	22 0	4,967	21 11
	Piece	1,046	29 0	24 6	28 0	2,806	28 0
Turners (other than Brass) ... ..	Time	5,216	34 2	32 0	35 0	11,931	35 1
	Piece	1,729	40 6	34 6	40 6	5,641	40 1
	Bonus	568	41 0	37 6	40 6	1,854	41 6
Fitters, Erectors and Millwrights ...	Time	14,176	34 8	32 0	35 6	33,330	34 9
	Piece	4,141	40 1	35 0	40 0	10,336	39 8
	Bonus	1,137	39 10	36 6	39 0	3,811	40 9
Brass Turners, Fitters and Finishers	Time	1,103	34 5	32 0	36 0	2,341	34 3
	Piece	571	38 8	35 0	38 6	1,489	38 5
	Bonus	111	43 6	40 6	43 6	303	43 3
Machinemen (Planers, Borers, &c.) ...	Time	6,024	27 0	22 0	26 6	15,466	28 1
	Piece	3,939	31 11	26 0	30 0	11,217	31 11
	Bonus	837	32 10	27 0	31 0	2,735	33 0
Drillers (Hand)...	Time	261	25 0	22 0	25 0	892	24 8
	Piece	131	32 8	25 0	27 0	416	32 0
Coppersmiths ...	Time	509	37 1	36 0	38 0	1,209	38 3
	Piece	147	42 6	40 0	43 0	394	40 11
Platers (Boiler Shops)	Time	842	38 11	38 0	39 6	2,056	38 9
	Piece	572	47 1	39 0	44 0	1,920	49 8

week were given.

heading, either as time workers, as piece workers, or (in Engineering and Boilermaking) as bonus workers, were the specified occupations relate to day workers and to those workpeople on night shifts who were paid at ordinary day-work been classified with "Other Men."



NET EARNINGS OF WORKPEOPLE IN THE UNITED KINGDOM IN THE  
ENGINEERING AND BOILERMAKING—*cont.*

Occupation.†	Workpeople who worked Full Time.					All Workpeople (including those who worked less or more than Full Time).	
	Number.	Average Earnings for Full Time.	Lower Quartile.	Median.	Upper Quartile.	Number.	Average Earnings of all Workpeople.
<b>Men (of and above 20 years of age)—<i>cont.</i></b>							
		<i>s. d.</i>	<i>s. d.</i>	<i>s. d.</i>	<i>s. d.</i>		<i>s. d.</i>
Platers' Helpers	{ Time	904	20 11	19 0	20 0	23 0	1,967 21 4
	{ Piece	499	25 11	22 6	25 0	28 0	1,962 26 0
Rivetters and Caulkers (Boiler Shops)	{ Time	1,482	36 7	35 0	37 6	38 6	3,934 36 2
	{ Piece	649	45 8	37 0	42 0	52 0	2,271 43 2
Holders-up (Boiler Shops) ...	{ Time	432	27 0	22 0	27 6	32 0	1,111 26 10
	{ Piece	239	32 3	24 6	31 0	37 0	841 32 9
Enginemmen, Cranemen, Boilermen and Fire- men ... ..	...Time	1,691	25 10	22 0	25 0	28 0	6,774 29 7
Slingers or Riggers	...Time	395	24 11	22 6	24 0	27 0	1,509 27 5
General Labourers	{ Time	15,853	20 5	18 0	20 0	22 0	51,357 22 0
	{ Piece	1,482	26 9	22 6	26 0	30 0	4,473 26 7
	{ Bonus	131	24 3	22 0	23 6	26 6	371 25 0
Other Men	{ Time	16,177	28 10	—	—	—	35,670 29 10
	{ Piece	4,497	36 3	—	—	—	14,153 35 0
	{ Bonus	1,742	41 3	—	—	—	4,103 39 2
ALL MEN	... ..	113,451	32 5	24 0	32 0	38 0	289,454 31 11
<b>Apprentices and Improvers (all ages), and Lads and Boys (under 20 years of age).</b>							
			<i>s. d.</i>	<i>s. d.</i>	<i>s. d.</i>	<i>s. d.</i>	<i>s. d.</i>
<b>Full Timers :—</b>							
Apprentices ...	{ Time	25,715	8 0	5 6	7 0	10 0	42,187 8 3
	{ Piece	5,882	11 5	7 6	10 6	14 6	12,629 11 10
	{ Bonus	1,303	9 7	6 6	8 6	11 6	2,584 10 6
Other Lads and Boys (including Improvers).	{ Time	8,331	11 10	—	—	—	13,445 12 0
	{ Piece	2,203	13 8	—	—	—	4,812 14 5
	{ Bonus	396	17 6	—	—	—	832 17 3
<b>Half Timers :—</b>							
All Occupations	...Time	49	3 2	2 6	3 0	3 6	61 3 1
ALL LADS AND BOYS	...	43,879	9 7	6 0	8 0	12 0	76,550 10 1

\* The earnings given relate mainly to the last pay-week of September, 1906, but in certain cases particulars for  
† In this Table only the principal occupations are separately classified. Where the numbers returned under any one  
they have been included under "Other Men." For Engineering and Boilermaking, the particulars given for the specified  
workpeople who were employed on night shifts and, on that account, were paid at higher than ordinary rates, have been

UNDERMENTIONED OCCUPATIONS IN THE LAST PAY-WEEK OF SEPTEMBER, 1906.\*

## SMALL ARMS MANUFACTURE.

Occupation.†	Workpeople who worked Full Time.					All Workpeople (including those who worked less or more than Full Time).		
	Number.	Average Earnings for Full Time.	Lower Quartile.	Medias.	Upper Quartile.	Number.	Average Earnings of all Workpeople.	
<b>Men (of and above 20 years of age).</b>		<i>s. d.</i>	<i>s. d.</i>	<i>s. d.</i>	<i>s. d.</i>		<i>s. d.</i>	
Foremen ... .. Time	82	63 9	53 0	60 0	75 0	84	64 0	
Viewers ... .. Time	108	37 6	36 0	38 0	40 6	123	36 9	
Smiths and Forgers ... Piece	18	45 6	36 0	44 0	54 0	85	43 6	
Machinists ... {	Time	57	33 10	30 6	30 6	40 6	75	31 10
	Piece	544	35 4	30 6	36 0	39 6	956	33 3
Makers (Filers, Assem- blers and Finishers). {	Time	76	41 7	34 0	42 0	50 0	92	39 6
	Piece	377	39 6	34 0	40 0	45 0	678	38 3
Browners ... .. Piece	5	34 7	—	—	—	66	31 8	
Polishers... .. Piece	35	45 10	43 6	48 0	48 6	51	45 7	
Stockers ... .. Piece	81	45 8	45 6	48 0	49 6	143	40 6	
General Labourers ... Time	62	23 4	18 0	22 6	26 6	176	23 4	
Other Men ... {	Time	497	39 0	—	—	—	716	39 1
	Piece	176	50 5	—	—	—	335	48 6
ALL MEN ... ..	2,118	39 11	32 6	39 6	45 0	3,580	37 11	
<b>Apprentices (all ages) and Lads and Boys (under 20 years of age).</b>		<i>s. d.</i>	<i>s. d.</i>	<i>s. d.</i>	<i>s. d.</i>		<i>s. d.</i>	
Full Timers:—								
Apprentices ... {	Time	27	10 6	6 0	10 0	14 0	47	10 0
	Piece	10	13 6	8 6	15 6	16 6	72	14 2
Other Lads and Boys {	Time	99	11 2	—	—	—	110	11 2
	Piece	201	18 5	—	—	—	279	17 9
ALL LADS AND BOYS ...	337	15 6	11 0	15 0	19 6	508	15 1	

another week were given.

heading, either as time workers, as piece workers or, (in Engineering and Boilermaking) as bonus workers, were insignificant, occupations relate to day workers and to those workpeople on night shifts who were paid at ordinary day-work rates; classified with "Other Men."



# NET EARNINGS OF WORKPEOPLE IN THE UNITED KINGDOM, IN THE SHIP AND BOAT

Occupation.†	Workpeople who worked Full Time.					All Workpeople (including those who worked less or more than Full Time).	
	Number.	Average Earnings for Full Time.	Lower Quartile.	Median.	Upper Quartile.	Number.	Average Earnings of all Workpeople.
<b>Men (of and above 20 years of age).</b>		<i>s. d.</i>	<i>s. d.</i>	<i>s. d.</i>	<i>s. d.</i>		<i>s. d.</i>
Foremen ... .. Time	1,576	49 11	41 6	47 6	55 0	2,094	48 2
Patternmakers ... .. Time	121	39 10	38 6	39 0	40 6	208	37 8
Angle Iron Smiths { Time	19	41 1	36 6	40 0	45 0	38	39 5
{ Piece	125	71 10	59 6	70 6	80 6	251	63 7
Angle Iron Smiths' { Time	95	29 2	29 6	29 6	29 6	173	26 10
Strikers ... .. { Piece	142	34 2	31 6	32 6	36 6	301	29 8
Smiths (General) { Time	881	35 6	33 6	35 0	37 0	1,383	33 11
{ Piece	438	53 0	45 6	50 0	56 0	743	51 5
Smiths' Strikers { Time	777	23 11	21 6	24 0	25 6	1,475	21 8
{ Piece	437	31 3	29 6	32 0	35 0	838	29 9
Platers ... .. { Time	83	42 5	38 0	45 0	45 0	879	35 4
{ Piece	1,448	71 3	50 6	59 0	82 6	3,375	64 7
Platers' Helpers { Time	916	27 0	24 0	29 0	29 0	3,381	20 10
{ Piece	1,820	30 2	29 0	29 6	32 0	5,491	24 4
Rivetters ... .. { Time	662	34 9	33 6	33 6	38 0	1,418	34 6
{ Piece	1,927	55 7	48 0	53 0	63 6	5,308	47 10
Holders-up ... .. { Time	179	27 10	25 0	26 0	29 0	492	26 7
{ Piece	961	42 0	36 6	39 6	47 0	2,956	35 0
Rivet Heaters ... .. Piece	484	23 1	20 0	23 0	24 6	2,550	15 9
Caulkers ... .. { Time	416	32 11	28 6	33 6	35 0	708	33 8
{ Piece	721	54 8	44 0	51 0	61 6	1,761	50 7
Turners ... .. Time	199	37 5	36 0	37 6	38 6	324	37 3
Fitters ... .. { Time	1,160	37 1	36 0	36 6	38 0	2,362	36 10
{ Piece	52	44 0	37 0	43 0	49 6	151	44 5
Drillers and Hole { Time	540	25 11	24 0	25 0	27 0	907	25 2
Cutters (Hand) { Piece	1,072	41 9	35 0	42 0	46 0	2,435	39 3
Machinemen (Drillers, { Time	478	27 6	24 0	25 6	31 6	853	25 7
Screwers, &c.) { Piece	226	39 5	31 0	36 6	46 0	470	39 4
Sheet Iron Workers ... Time	105	40 3	39 6	40 6	41 6	275	39 0
Tinsmiths ... .. Time	103	37 11	38 0	38 0	39 0	153	37 3
Boat Builders ... .. Time	347	36 7	33 0	37 6	42 0	449	35 9
Shipwrights ... .. { Time	6,130	36 4	34 6	36 6	37 6	10,441	35 2
{ Piece	254	46 2	40 0	43 6	48 6	399	45 11
Ship Joiners ... .. { Time	3,519	37 0	37 6	37 6	38 0	5,800	35 5
{ Piece	107	46 1	40 6	45 0	50 6	130	45 5
Mill Sawyers and Wood { Time	309	34 2	30 0	37 6	38 0	795	32 10
Cutting Machinists { Piece	36	32 5	30 0	33 0	34 6	43	30 3

\* The earnings given relate mainly to the last pay-week of September, 1906, but in certain cases particulars  
† In this Table only the principal occupations are separately classified. Where the numbers returned under any one  
"Other Lads and Boys."

UNDERMENTIONED OCCUPATIONS, IN THE LAST PAY-WEEK OF SEPTEMBER, 1906.\*

## BUILDING AND REPAIRING.

Occupation.†	Workpeople who worked Full Time.					All Workpeople (including those who worked less or more than Full Time).	
	Number.	Average Earnings for Full Time.	Lower Quartile.	Median.	Upper Quartile.	Number.	Average Earnings of all Workpeople.
<b>Men (of and above 20 years of age)—cont.</b>		<i>s. d.</i>	<i>s. d.</i>	<i>s. d.</i>	<i>s. d.</i>		<i>s. d.</i>
Cabinet Makers ...Time	272	37 5	37 6	37 6	37 6	462	35 4
French Polishers ...Time	117	35 10	34 6	36 0	38 6	197	33 10
Ship Plumbers ...Time	361	38 5	37 0	39 0	40 6	784	39 0
Ship Painters ...	{ Time	745	35 9	34 0	34 6	1,586	32 11
	{ Piece	68	38 11	36 0	39 0	156	31 8
Red Leaders ...	{ Time	480	24 8	22 6	23 6	1,335	22 3
	{ Piece	195	33 3	26 6	32 0	621	28 9
Riggers ...	{ Time	480	28 11	27 0	28 6	1,060	29 7
	{ Piece	26	51 10	43 6	49 0	69	38 4
Sailmakers ...Time	174	31 9	29 0	31 0	34 0	220	31 6
Enginemen, Crane- men, Boilermen and Firemen ...	Time	182	29 5	25 0	28 0	841	31 8
General Labourers	{ Time	5,195	21 1	19 0	21 0	12,534	20 11
	{ Piece	237	29 5	25 0	27 0	504	28 0
Other Men ...	{ Time	2,797	26 7	—	—	5,026	26 2
	{ Piece	872	35 10	—	—	1,454	34 6
<b>ALL MEN ...</b>	<b>41,066</b>	<b>35 11</b>	<b>27 0</b>	<b>35 0</b>	<b>39 0</b>	<b>88,659</b>	<b>32 10</b>
<b>Apprentices (all ages) and Lads and Boys (under 20 years of age).</b>		<i>s. d.</i>	<i>s. d.</i>	<i>s. d.</i>	<i>s. d.</i>		<i>s. d.</i>
Full Timers :—							
Apprentices	{ Time	6,089	9 6	7 0	9 0	9,287	9 5
	{ Piece	1,938	22 1	15 6	20 6	4,795	20 7
Rivet Boys	{ Time	928	8 7	7 6	8 0	2,035	7 2
	{ Piece	194	16 1	12 6	18 0	431	13 11
Other Lads and Boys ...	{ Time	1,802	9 6	—	—	2,849	8 11
	{ Piece	411	13 9	—	—	785	12 10
<b>ALL LADS AND BOYS ...</b>	<b>11,362</b>	<b>11 10</b>	<b>7 6</b>	<b>10 0</b>	<b>14 0</b>	<b>20,182</b>	<b>12 0</b>

for another week were given.

heading, either as time workers or as piece workers, were insignificant, they have been included under "Other Men."



NET EARNINGS OF WORKPEOPLE IN THE UNITED KINGDOM, IN THE  
RAILWAY CARRIAGE AND

Occupation.†	Workpeople who worked Full Time.					All Workpeople (including those who worked less or more than Full Time).		
	Number.	Average Earnings for Full Time.	Lower Quartile.	Median.	Upper Quartile.	Number.	Average Earnings of all Workpeople.	
<b>Men (of and above 20 years of age).</b>		<i>s. d.</i>	<i>s. d.</i>	<i>s. d.</i>	<i>s. d.</i>		<i>s. d.</i>	
Foremen ... .. Time	525	51 7	43 0	50 0	59 0	539	51 5	
Patternmakers ... .. Time	25	36 7	35 0	36 0	38 0	64	34 5	
Iron Moulders ...	Time	30	33 5	29 0	33 0	38 0	67	29 9
	Piece	97	36 7	30 6	36 0	42 0	242	35 3
Forgers ... .. Piece	113	42 2	33 6	38 0	47 6	343	40 4	
Smiths ... ..	Time	177	30 7	28 0	30 0	33 0	347	30 6
	Piece	574	42 1	36 0	41 6	46 0	1,406	40 2
Smiths' Strikers...	Time	171	20 5	19 0	20 0	22 0	459	20 6
	Piece	613	28 4	25 6	28 0	31 0	1,619	27 1
Turners (Iron) ...	Time	33	27 5	24 0	28 0	30 0	114	26 10
	Piece	182	34 3	30 0	34 6	38 0	635	34 3
Fitters ... ..	Time	194	28 2	24 0	28 0	32 0	824	30 2
	Piece	581	35 4	30 0	35 6	39 0	1,427	35 1
Rivetters ... .. Piece	138	33 1	29 0	32 0	35 6	349	33 2	
Drillers (Machine)	Time	19	21 9	20 0	20 0	24 0	69	22 1
	Piece	171	26 7	23 0	25 6	30 0	408	26 7
Other Machinemens	Time	90	23 1	20 0	23 0	26 0	257	23 9
	Piece	364	28 9	25 0	28 0	32 0	881	28 9
Mill Sawyers and Wood Cutting Ma- chinists ...	Time	225	24 6	20 0	24 6	28 0	442	24 5
	Piece	485	29 1	25 0	28 6	32 6	979	29 8
Joiners ... ..	Time	123	29 4	27 0	28 0	32 0	302	29 5
	Piece	161	36 8	34 0	36 6	39 0	332	34 11
Coach Makers ...	Time	135	31 0	29 0	30 0	33 0	336	29 10
	Piece	1,166	38 5	35 0	39 0	42 0	2,662	36 8
Coach Painters ...	Time	126	27 0	24 0	27 0	29 0	293	25 10
	Piece	796	35 1	30 6	35 6	39 0	1,994	33 3
Coach Finishers...	Time	60	30 10	30 0	30 0	33 0	122	29 4
	Piece	564	38 9	32 0	37 0	41 0	1,309	36 7

\* The earnings given relate mainly to the last pay-week of September, 1906, but in certain cases particulars

† In this Table only the principal occupations are separately classified. Where the numbers returned under any one

UNDERMENTIONED OCCUPATIONS, IN THE LAST PAY-WEEK OF SEPTEMBER, 1906.\*

## WAGON BUILDING.

Occupation.†	Workpeople who worked Full Time.					All Workpeople (including those who worked less or more than Full Time).		
	Number.	Average Earnings for Full Time.	Lower Quartile.	Median.	Upper Quartile.	Number.	Average Earnings of all Workpeople.	
<b>Men (of and above 20 years of age)—cont.</b>								
		<i>s. d.</i>	<i>s. d.</i>	<i>s. d.</i>	<i>s. d.</i>		<i>s. d.</i>	
French Polishers ... Piece	85	33 10	30 6	34 6	38 6	249	31 7	
Upholsterers ... {	Time	59	28 9	26 0	28 0	32 0	143	27 10
	Piece	269	35 1	32 0	36 0	38 0	641	33 1
Wagon Makers ... {	Time	221	29 1	28 0	30 0	31 0	500	27 3
	Piece	607	38 4	33 0	37 6	41 6	1,360	36 0
Wagon Lifters ... {	Time	251	20 9	18 0	20 0	23 0	498	20 9
	Piece	301	27 6	24 6	26 6	30 0	773	26 5
Wagon Painters ... {	Time	74	23 8	20 0	23 0	27 0	208	23 4
	Piece	334	29 6	25 0	28 6	32 6	769	25 8
Wagon Repairers ... {	Time	789	28 1	26 0	28 0	30 0	1,184	27 7
	Piece	417	34 5	29 0	35 0	39 0	1,063	32 1
Enginemmen and Stokers Time	63	26 0	23 0	25 0	30 0	326	29 10	
General Labourers ... {	Time	1,519	19 3	18 0	19 0	20 0	4,262	20 1
	Piece	1,971	24 6	22 6	24 0	26 6	4,629	24 1
Other Men ... {	Time	611	25 11	—	—	—	1,566	26 9
	Piece	1,026	31 0	—	—	—	2,190	30 5
ALL MEN ...	16,535	30 9	24 0	29 6	36 0	39,182	29 6	
<b>Apprentices (all ages), and Lads and Boys (under 20 years of age).</b>								
		<i>s. d.</i>	<i>s. d.</i>	<i>s. d.</i>	<i>s. d.</i>		<i>s. d.</i>	
<b>Full Timers :—</b>								
Apprentices ... {	Time	403	8 11	6 0	8 0	12 0	648	9 3
	Piece	1,351	11 10	8 0	11 0	15 0	2,739	12 5
Other Lads and Boys {	Time	621	9 8	—	—	—	1,168	10 3
	Piece	785	12 7	—	—	—	1,352	13 1
ALL LADS AND BOYS ...	3,160	11 3	7 6	10 6	14 6	5,907	11 10	

for another week were given.

heading, either as time workers or as piece workers, were insignificant, they have been included under "Other Men."



NET EARNINGS OF WORKPEOPLE IN THE UNITED KINGDOM, IN THE UNDER-MENTIONED OCCUPATIONS, IN THE LAST PAY-WEEK OF SEPTEMBER, 1906.\*

COACH, CARRIAGE, VAN, CART, &c., BUILDING.

Occupation.†	Workpeople who worked Full Time.					All Workpeople (including those who worked less or more than Full Time)	
	Number.	Average Earnings for Full Time.	Lower Quartile.	Median.	Upper Quartile.	Number.	Average Earnings of all Workpeople.
<b>Men (of and above 20 years of age).</b>		<i>s. d.</i>	<i>s. d.</i>	<i>s. d.</i>	<i>s. d.</i>		<i>s. d.</i>
Foremen ... .. Time	200	41 11	35 0	40 0	47 0	243	42 8
Mill Sawyers and Wood Cutting Machinists Time	115	31 2	25 6	32 0	36 0	183	30 4
Smiths ... .. {	Time	672	30 2	26 0	30 0	935	30 5
	Piece	63	44 10	41 6	48 0	91	46 8
Smiths' Strikers ... {	Time	304	20 4	18 0	20 0	462	20 4
	Piece	59	27 4	25 6	27 0	83	28 6
Body Makers... .. {	Time	741	30 1	26 0	30 0	1,153	31 0
	Piece	167	38 4	34 0	37 6	351	40 8
Carriage Makers ... Time	106	30 9	28 0	30 0	34 0	175	31 10
Wheelwrights ... {	Time	637	28 0	24 0	28 0	830	28 6
	Piece	85	38 6	32 0	37 6	125	34 8
Vicemen and Fitters {	Time	125	28 0	22 6	26 6	197	26 9
	Piece	20	37 8	31 6	32 0	32	35 8
Coach Painters, &c.:— Flatters ... .. {	Time	111	21 8	18 0	22 0	199	21 5
	Piece	13	23 2	22 6	22 6	65	21 4
Painters ... .. {	Time	522	28 2	25 0	28 6	775	28 0
	Piece	109	33 8	26 0	32 0	183	34 6
Finishers and Liners Time	37	33 8	30 0	34 0	36 0	77	34 1
Van and Cart Painters {	Time	172	27 5	24 0	27 0	304	27 2
	Piece	11	29 7	25 0	27 6	34	30 8
Upholsterers and Trimmers ... .. {	Time	164	31 3	27 0	30 0	271	31 8
	Piece	59	40 0	30 0	37 0	91	36 3
General Labourers ... Time	336	20 5	18 0	20 0	23 0	547	20 0
Other Men ... .. {	Time	481	25 3	—	—	700	26 6
	Piece	131	36 2	—	—	297	35 8
ALL MEN ...	5,440	29 2	24 0	28 0	34 0	8,403	29 6
<b>Apprentices (all ages) and Lads and Boys (under 20 years of age).</b>		<i>s. d.</i>	<i>s. d.</i>	<i>s. d.</i>	<i>s. d.</i>		<i>s. d.</i>
Full Timers:— Apprentices ... Time	1,114	7 1	5 0	6 0	9 0	1,228	7 3
Other Lads and Boys {	Time	595	9 10	—	—	697	9 11
	Piece	84	12 3	—	—	101	12 2
ALL LADS AND BOYS ...	1,793	8 3	5 0	7 6	10 0	2,026	8 5

\* The earnings given relate mainly to the last pay-week of September, 1906, but in certain cases particulars for another week were given.

† In this Table only the principal occupations are separately classified. Where the numbers returned under any one heading, either as time workers or as piece workers, were insignificant, they have been included under "Other Men."

NET EARNINGS OF WORKPEOPLE IN THE UNITED KINGDOM, IN THE  
UNDERMENTIONED OCCUPATIONS, IN A REPRESENTATIVE WEEK OF 1906.

## CYCLE MAKING AND REPAIRING.

Occupation.*	Workpeople who worked Full Time					All Workpeople (including those who worked less or more than Full Time).		
	Number.	Average Earnings for Full Time.	Lower Quartile.	Median.	Upper Quartile.	Number.	Average Earnings of all Workpeople.	
<hr/>								
<b>Men (of and above 20 years of age).</b>		<i>s. d.</i>	<i>s. d.</i>	<i>s. d.</i>	<i>s. d.</i>		<i>s. d.</i>	
Foremen... ..Time	120	56 1	40 0	55 0	65 0	149	55 1	
Turners ... ..	Time	80	29 7	26 6	30 0	33 6	117	29 6
	Piece	221	37 3	28 0	38 0	45 0	258	36 2
Filers ... ..Piece	177	31 8	27 0	31 0	36 0	337	30 4	
Fitters (including Frame Builders)	Time	197	31 0	25 6	30 6	35 0	292	29 10
	Piece	113	39 11	31 6	40 0	47 6	400	38 7
Machinemen ... ..Piece	67	32 7	24 0	30 0	40 6	346	31 5	
Finishers ... ..Piece	85	32 2	23 0	30 0	36 6	271	33 11	
Polishers ... ..	Time	57	30 4	26 0	31 6	34 6	101	29 5
	Piece	116	38 11	28 0	36 6	48 0	485	41 11
Tool Makers ... ..Time	160	37 3	32 0	38 0	42 0	292	39 2	
General Labourers ...Time	30	22 1	18 0	22 0	24 0	132	22 11	
Other Men ... ..	Time	556	28 9	—	—	—	1,107	29 1
	Piece	172	38 7	—	—	—	599	40 0
<hr/>								
ALL MEN ... ..	2,151	34 4	25 6	32 0	40 0	4,886	34 8	
<hr/>								
<b>Apprentices (all ages) and Lads and Boys (under 20 years of age).</b>								
Full Timers :—		<i>s. d.</i>	<i>s. d.</i>	<i>s. d.</i>	<i>s. d.</i>		<i>s. d.</i>	
Apprentices ... ..Time	142	7 1	4 6	6 0	9 6	163	7 5	
Other Lads and Boys.	Time	497	9 8	—	—	—	647	10 1
	Piece	172	13 6	—	—	—	328	13 10
<hr/>								
ALL LADS AND BOYS ...	811	10 0	6 0	9 6	13 0	1,138	10 9	

\* In this Table only the principal occupations are separately classified. Where the numbers returned under any one heading, either as time workers or as piece workers, were insignificant, they have been included under "Other Men."











✓

