

Report of McCormick Hospital : 1929-30.

Contributors

McCormick Hospital (Chiang Mai, Thailand) no2001086906

Publication/Creation

Chiengmai : American Presbyterian Mission. 1930

Persistent URL

<https://wellcomecollection.org/works/jggmhwzd>

License and attribution

This work has been identified as being free of known restrictions under copyright law, including all related and neighbouring rights and is being made available under the Creative Commons, Public Domain Mark.

You can copy, modify, distribute and perform the work, even for commercial purposes, without asking permission.



Wellcome Collection
183 Euston Road
London NW1 2BE UK
T +44 (0)20 7611 8722
E library@wellcomecollection.org
<https://wellcomecollection.org>

AS. 227. P. 10430
รายงานประจำปี

ของ

โรงพยาบาล แม็คคอร์ดมิก

เชียงใหม่

REPORT

OF

McCORMICK HOSPITAL

For The Year 1929-30.

**AMERICAN PRESBYTERIAN MISSION
CHIENGMAI, SIAM.**



THE UNIVERSITY OF

CHICAGO

LIBRARY OF THE

PHYSICS DEPARTMENT

PHYSICS DEPARTMENT

CHICAGO

LIBRARY OF THE

PHYSICS DEPARTMENT

PHYSICS DEPARTMENT

CHICAGO



22501619120

THE JOURNAL OF

THE

ROYAL MEDICAL SOCIETY OF Siam

1923-24


REPORT

OF

MCCORMICK HOSPITAL

For The Year 1923-24.

WILLIAM PETERSON, M.D.,
CHIEF OF CLINICAL DEPARTMENT



รายงานประจำปี

ของ

โรงพยาบาล แม็คคอร์มิค

เชียงใหม่

REPORT


OF

McCORMICK HOSPITAL

For The Year 1929-30.

**AMERICAN PRESBYTERIAN MISSION
CHIENGMAI, SIAM.**

W. J. L. L. L.
Ann Rep
WX28
.JT3
C53 M13
1929-30



Digitized by the Internet Archive
in 2019 with funding from
Wellcome Library

<https://archive.org/details/b31733268>



H. R. H. THE PRINCE OF NAGARA SVARGA
leaving the na-Chiengmai Memorial Building, after the formal opening.

THE STAFF

McCormick Hospital

Consultant	...	J. W. McKean, M. A., M. D.
Superintendent	...	E. C. Cort, M. A., M. D., F. A. C. S.
Associates	...	H. R. O'Brien, M. A., M. D.,
	...	D. R. Collier, M. D.
	...	Mary C. Collier, M. D.
Dietician	...	Mrs. E. C. Cort, B. A.
Supt. of Nurses	...	Miss Sadie P. Lemmon, B. S., R. N.
Asst. Supt.	...	Miss Dorothy Casewell, R. N.
Supervisors	...	N. S. Civili Singhanatra, N. A. C.
	...	Nang Boon Pan Singhanatra
	...	N. S. Sri Pan Chaininpan
Head Nurses	...	N. S. Chao Vongse Chanttra Na Chiengmai
	...	N. S. Cham Chan Indravudhi
Accountant	...	R. Baer
Assistants	...	Nai Moung Moung
	...	Nai Chinda Singhanatra
	...	Nai Chan Dang Metah
Clerks	...	Nai Noi Akesuwan
	...	Nai Malai Bansidhi
Pharmacist	...	Nai Boon Tah Suvanajad
Evangelists	...	Elder Tha Duang Suwan
	...	Elder Nan Prome Pomanate

REPORT OF McCORMICK HOSPITAL 1929-1930.


The outstanding event of the year was the opening of the Na-Chiangmai Memorial Building by H. R. H. Prince Nagor Svarga, the Minister of the Interior, on February 19th, this year. Her Majesty the Queen aunt had graciously consented to lay the corner stone of this building, and this ceremony had taken place a year before. This building, a two story brick and cement structure is a memorial to the Princely House of Chiangmai and the principal donors were H. H. Princess Dara Ratsamee, Phrarachaya, and H. E. Chao Kao Nawarat, Governor of Chiangmai.

In the presence of a distinguished gathering including H. R. H. the Prince of Khambhaeng Bhejara, Minister of Commerce and Communications, H. H. Prince Dossiriwongse, Lord Lieutenant of this Circle, H. H. Princess Dara Ratsamee, Phrarachaya, the Chao of Chiangmai and Lampoon, the British Consul General, the French consul, etc. His Royal Highness handed the key of the building to H. H. the Phrarachaya who formally opened it.


A second event of importance was the drive for funds for the X-ray installment. The nucleus was a gift of \$3000, Gold promised by H. R. H. the late Prince of Songkla and given by Madam Songkla. The list of generous donors who contributed to this fund is published elsewhere but very special thanks is due to Khun Anupon Nagara who gave much time and interest in canvassing for subscriptions.

A recent survey shows that during the past three years eighty thousand ticals have been expended in Buildings and equipment and since all but ten thousand was raised here in Siam we are exceedingly grateful for the loyal and generous support of the community. When it is remembered that in addition to these special gifts a budget of nearly fifty thousand ticals is raised annually it emphasises the local support we are receiving.

In addition to this budget, the continuance of the generous grant-in-aid from His Siamese Majesty's government of Ticals Ten thousand, has greatly increased the scope and efficiency of our work, especially in the care of the poor. Last year 46% of the total number of hospital days were absolutely free and this year the percentage is exactly the same. This may seem excessively high in a land where there is no extreme poverty due to overpopulation but even in this land



H.R.H. THE PRINCE OF KAMBAENG BEJRA, entering the new na-Chiangmai Building. H. H. Princess Dara Ratsamee, Phrarajaya, at top of steps and H. H. Prince Dossiriwongse, Lord Lieutenant of this circle to right.



of comparative plenty, large numbers of people live on the edge of self-maintenance and any accident or misfortune pushes them over the line. The commonest accident is sickness especially of the long standing chronic type and so as a result many patients come to us abjectly poor, who under ordinary circumstances would be self-supporting. Then there are many who are able to pay a moderate amount but whose recovery is so slow that they eventuate into a heavy expense to the hospital.

Another phase of our work which has been a source of heavy expense, but also of great satisfaction, is our care of orphan babies. The maternal death rate in child birth is very heavy in Siam due to a lack of proper care at this critical time. The government is making great efforts to remedy this situation but this takes much time and in the country districts the only help still comes from ignorant and untrained midwives who are frequently a menace rather than a help. Usually in such cases the babies who have survived the adventure of their arrival live but a few days due partly to fear of the malign influence of the spirit of the mother which is supposed to haunt anyone who cares for the baby and partly to improper feeding. However they are beginning to learn that most of these wee ones can be saved if brought to the hospital. This year 16 such babies have come. In addition a number have been brought in whose mothers have died when they were from a month to six months old and they come to us in an extreme condition of malnutrition. Most of these children are kept until a year or so old and then adopted into good homes. Our latest case was that of two jolly little twins Surat and Surin who have secured a lovely home with the pastor of the city church and his wife.

In order to meet this mortality in child birth the Government in addition to training doctors and nurses, are also starting to train midwives to meet this urgent need. In order to make possible a larger maternity clinic in McCormick so that we can not only give more adequate training to our nurses but also embark in the much needed training of midwives for the country work, a Siam Maternity Club was started two years ago in America. The original response was generous but then has been some falling off and it is hoped that the interest may be revived so that we can carry these plans to fruition.

In February the hospital staff was greatly strengthened by the return from furlough of Drs. Douglas R. and Mary Collier, Dr. Douglas has taken over Mr. Hugh McKean's work as Business Manager and started an eye clinic in connection with a general clinic. He is also doing refraction in the eye clinic and thus meeting a very real and heretofore neglected need. He is also assisting in the medical care of the lepers at the Chiangmai Leper Asylum and holding a weekly clinic at Lampoon a nearby city, besides work in the hospital. Twenty

years ago a successful clinic was maintained in Lampoon when the trip had to be made on horseback and took an entire day. This lapsed from lack of staff but now that the staff is increasing we plan to extend this type of service. There are now good macadamized roads leading from Chiengmai in five directions to large villages and we hope to start clinics in these, and ultimately hope to have a car rigged up as a traveling clinic which would simplify the working of the idea. This extension would greatly increase the scope and influence of our work medically as well as evangelistically.

The staff will be further strengthened early in the coming year by the arrival of Dr. W. Harding Kneedler and Mrs. Kneedler, R. N. Mrs. Kneedler is a fourth generation missionary, the daughter of the Rev. Wm. Harris Principal of Prince Royal's College, and they will make a strong addition to our force. For the present however this gain is offset by the departure on furlough of Dr. and Mrs. O'Brien after four years of hard and effective work.

Our second Missionary nurse Miss Dorothy Casewell has joined the work after a year of language study, but her coming is again offset by furlough, as Miss Sadie Lemmon leaves in a few days after four very fruitful and effective years in building up the Training School and the standards of nursing of the Hospital.

During the year Mr. Hugh McKean was obliged to resign from the Business Managership of the Hospital on account of increased responsibility at the Leper Asylum. During the critical years of the opening of McCormick Hospital with full hospital care, by his sound judgement, loyalty and cooperation, he contributed greatly to the success of the work.

The move into the new administration building has been a great improvement. The convenient and comfortable out patient department, commodious office space, drug room and larger laboratory space have greatly facilitated work, while the recitation rooms for the nurses have added greatly to the convenience of class room work especially the newly filled up chemistry and dietic laboratory.

There has been a healthy and steady progress in all departments, more in-patients than last year, more out-patients, an increase in the number of surgical operations and a marked increase in the quantity and quality of the Laboratory work.

The hospital death rate this year was much increased by a very severe epidemic of Influenza pneumonia. There were not nearly so many cases as in

TRAINING SCHOOL FOR NURSES.

Miss Sadie Lemmon, B.S., R.N., Superintendent

Miss Dorothy Casewell R.N., Asst. Supt.

N. S. Civili Sinhanatra

Nang Boon Pan Sinhanatra, Night Supervisors

N. S. Sree Pan Chaininpan, Supervisors

N. S. Chao Vongse Chantra Na Chiengmai

N. S. Cham Chan Indravudhi

Head Nurses

Faculty.

Miss Sadie Lemmon, B.S., R.N.

Miss Dorothy Casewell, R.N.

Mrs. E. C. Cort, B.A.,

E. C. Cort, M.A., M.D.

Douglass R. Collier, M.D.

Nai Mounng Mounng

Student Nurses

Seniors.

N. S. Somran Indravudhi, Chiengmai

N. S. Vaaw Tavaraputta, Pitsanuloke

N. S. Boon Choo Sree Kong, Pitsanuloke

Juniors.

N. S. Somboon Padmadatt, Lampang

N. S. Sylvia Ogle, Chiengmai

N. S. Prathin Bunnag, Bangkok

N. S. Fong Chan Indhabhan, Lampoon

N. S. Jhalaw Jayanam, Chiengmai

N. S. Boa Lhi Kamawah, Lampoon

N. S. Krasaa Indrahah, Pitsanuloke

N. S. Pai Pun Somvongse, Chiengrai


Freshmen.

N. S. Umpai Wichai, Chiengmai

N. S. Malee Patayudhi, Bangkok


N. S. Sara Aonyawongse, Bangkok

N. S. Ayin Raramon, Chiengmai



NURSES OF HOSPITAL AND TRAINING SCHOOL AT COMMENCEMENT.

Graduates in center of back row.



The last two names dropped out during their probationary period leaving only two in the class.

The standard of work both scholastically and in the words has been very satisfactory, a spirit of keenness for their work and real joy and willingness in doing it has characterized the attitude of most of the students in training.

With the limited numbers of nurses the work has at times been very heavy and many emergencies have called for over time but these extra demands have always been met gladly.

During the year 3 nurses graduated,

N. S. Boa Khieo Nantah,

N. S. Cham Chan Indravudhi,

N. S. Sri Pan Chaininpan,

On this occasion we had the very great honor of having H. H. Prince Dhani Nivat as our guest, and in the presence of a distinguished gathering of official and friends of the Hospital, His Highness delivered the graduation address.

GIFTS TO X-RAY FUND.

H. R. H. The Late Prince Mahidol of Songkha	...	Tes. 6741.57
Bombay Burmah Trading Corporation Limited	...	1000.00
Anonymous	...	500.00
Nang Kampeng Ko Eium Seng	...	200.00
Khun Anusorn Bhanijakara	...	100.00
Mr. A. J. Halls	...	100.00
Nang Boon Mee Kantisidhi	...	75.00
Nang Soon Kitibutara	...	75.00
Phra Nayok Kananukara	...	75.00
Mr. A. L. Queripel	...	50.00
Mrs. A. J. Halls	...	50.00
Luang Krachat Chanta Nikara	...	50.00
Nai Now Chuar Seng Heng	...	50.00
Nai Kee Nimhanmin	...	50.00
Chin Noi	...	40.00
Nai Noi Puh Jotana	...	37.50
Nai Kao Dhama Mala	...	20.00
Nai Yee Nimhanmin	...	20.00
Nang Som Boon Nimhanmin	...	15.00
Nang Sree Tan Eium Heng	...	15.00

NOTE: The balance of this fund was paid in after closing books for fiscal year included in this report and so will be listed in next year's report.

GIFTS TO McCORMICK HOSPITAL.

H. S. M. Government for two years	Tcs. 20,000.00
Prince Nagara Svarga	100.00
Chao Noi Non na-Chiangmai	10.00
Kru Kham La Yainton	22.50
Ma Lai Bunsiddhi	4.00
Kings Daughters Sumray	10.00
Phya Rajasena	10.00
Miss Mildred M. Armstrong	111.11
	£ 32,3,7,	...	351.04
Foreign Community through Mr. Queripel (For Hospital Christmas.)			120.00
Kings Daughters	32.00
Nang Anusarn Soontorn	Rs. 100.00

FINANCIAL STATEMENT.

For the year ending September 30th 1930.

Receipts.

Hospital patients	Tcs. 32,594.83
Calls	5,147.43
Clinic sales of drugs	5,743.66
Injections, dressings, etc. in clinic	2,281.62
Gifts (H.S.M. Government two years Tcs. 20,000.00),	20,850.65
Sundry receipts	1,837.78
			<hr/>
	Total Receipts	Tcs.	68,455.97

Expenditures.

Debit Balance 1st October 1929	Tcs. 1,940.94
Wages, Hospital Staff and Office	10,063.83
Wages, Coolies and Watchmen	1,719.25
Laundry, Electricity and Pump, Wages, Fuel soap, etc.			5,914.59
Kitchen :			
Food	15,290.70
Wages	1,502.50
Garden and Chickens	545.37
Goats	1,202.27
Purchases Medicines, Instruments, etc.	14,450.93
Sterilizer oil	192.16
Travel	2,208.23
Postages, Telegrams and Telephones	624.95
Sundries (Repairs, equipments, etc.)	7,178.05
			<hr/>
	Total Expenditure	Tcs.	62,833.77
Cash Balance 30th September 1930 on hand	5,622.20
			<hr/>
		Tcs.	68,455.97

STATISTICS

(Covering the period from October 1, 1929 through September 30, 1930.)

Hospital

RESULTS :—

In the hospital at the beginning of the year	...	76
Admitted during the year	...	1,187
Total in-patient treated during the year	...	1,263

Discharged :—

Cured	...	765
Improved	...	234
No improved	...	21
Not treated	...	3
Died	...	82
(of these 33 died within 24 hours, leaving a corrected death rate of 49 or 3.9%)		
Total	...	1,105
Still in hospital	...	82
Total number of hospital days		19,231

Clinic Section

Patients treated	...	1,880
Revisits	...	3,038
Total number of treatment	...	4,918
Minor operation	...	112
Surgical dressings	...	941
Injections	...	822
Persons given Antirabic treatment	...	24

Dr. Collier Eye Clinic

Patients treated	...	666
Revisits	...	389
Surgical dressings	...	49
Minor operation	...	15
Injections	...	115
Lampoon clinic	...	150

Outside Practice

Number of Outside Calls	987
Country Calls 108, Patients seen	491
Outside Deliveries	11
Total out-patient section	7,262

Free Hospital Care

	In-patients Number	Hospital days Number
Total for the year		
Entirely free	309	6,852
Part free*	121	925
Total free treatment	430	7,777

*Days paid for are calculated at Tcs. 1.50 per day, as being the average cost to the hospital, including food, medicines, dressings, etc. For example, a patient who stays 30 days and can pay only Tcs. 15/- is estimated to have paid for 10 days treatment and to have received 20 days free treatment.

Distribution by race, patients admitted during the year

Siamese	1,022
Chinese	65
Kamoo	27
Japanese	2
Shan	10
Karen	1
European and American	25
Indian	29
Burmese	7
Haw	8
Danish	1
Anamese	1

LABORATORY REPORT

Urine examination

Routine	1,939
Renal function (Phenolsulphonephthylne)			62
Quantitative determination	...		14
Total			2,035

Stool examination	1,558
-------------------	-----	-----	-----	-------

Blood examination

White cell counts	331
Red cell counts	43
Differential counts (examination for malaria included)			23
For malaria	125
Hemoglobine	82
Veterinary, for surra and anthrax			7
Khahn test	30
Widal test	19
Gel or Kala-aza test	6
Total			666

Smears of pus and secretion

Abscess	57
Urethral smears	20
Vaginal smears	53
Miscellaneous	13
Total			143

Skin scraping

For leprosy	9
Trichophytosis	10
Total			19

Sputum	250
Ascitic fluid	12
Spinal fluid	8
Thoracic fluid	6
Total				4,697



MEDICAL SERVICE.

	Cured	Im- proved	Not Imp.	Not treated	Died
Specific Infectious Diseases					
a. Bacterial					
Acute rheumatic fever	1	6			
Erysipelas	4				
Gonorrheal					
Arthritis	1	3			
Ophthalmia	2				
Pelvic inflammatory	13	3			
Pelvic abscess with peritonitis					1
Urethritis	1	4			
Tetanus	1		1		
Tuberculosis					
Cervical adenitis		2			
Plurisy		2			
Larynx		1			
Bowels					1
Pulmonary		8	1		6
Spine		3			
Typhoid and paratyphoid	18				1
a. Protozoan infectious					
Amoebic hepatitis	7	1			
Dysentery, amoebic	21				1
Malaria					
Acute, type not identified	48	3			4
Chronic „ „	8	2			1
Benign tertian	1				
Subtertian	2				
With splenomegaly	1	11			1

	Cured	Im- proved	Not Imp.	Not treated	Died
Cerebral, coma	6		1		1
Black water fever	3				1
Syphilis					
Congenital			1	1	
Iritis	1				
Interstitial keratitis		1			
Retinitis		1			
Secondary	2				
Tertiary, general	6	5			1
Nervous	1		1		
Ulcers	2	2			
Yaws	1				
c. Metazoan infectious					
Ascariasis, uncinariasis etc	12				
d. Other infectious diseases					
Measles	2				
Septicemia					3
Tinea imbricata		1			
Trachoma		3			
Pertussis	1	1			
Pyorrhea	2				

Diseases of Digestive System

Appendicitis, acute	3				
Appendiceal abscess				1	
Catarrhal jaundice	1				
Cirrhosis of liver					
Atrophic		1			1
Hypertrophic					1
Colitis	12	5		1	
Dysentery, unclassified	2				1
Constipation	1				
Entero-colitis of infants	4				
Enteritis, acute	2				
Partial obstruction of the bowel	1				
Spasm of esophagus	1				

	Cured	Im- proved	Not Imp.	Not treated	Died
Ileus, Dynamic					2
Indigestion	4				
Cholecystitis	1				
Stricture of esophagus			1		
Ulceration of sigmoid		1			
Intestinal influenza		1			
Cancer of bowel with metastasis					1
Gastric and peptic ulcers	4	3			
Gastritis	7	1	1		
Hepatitis, non amebic	1	1			
Pylorospasm	1				
Rectal stricture		2			
Proctitis	1				

Diseases of Respiratory System

Abscess of lungs		2			
Asthma bronchial	1	2			
Bronchitis	2	4			
Broncho-spirochetosis	2				
Broncho-pneumonia					
Two years of age and under	2				1
Over two years of age	10				6
Chronic laryngitis			1		
Chronic rhinitis	1				
Empyema					1
Influenza	6				
Influenzal pneumonia			1		15
Intraplural hemorrhage	1				
Lobar pneumonia	5				10
Plurisy	1				
with effusion		1	1		1
Pulmonary hemorrhage					
from unknown cause			1		
Tonsillitis					1

	Cured	Im- proved	Not Imp.	Not treated	Died
Diseases of Blood and Circulatory system					
Arterio-venous aneurysm	1				
Arteriosclerosis		2			
Anemia, secondary		4			
Arythmia, unclassified		1			
Asthma, cardiac		1			
Epistaxis	1				
Endocarditis	1				
Heart, functional	2	10	1		2
Valvular	1	11	1		1
Intracranial hemorrhage of the new born		1			1
Myocarditis		6			1
Paroxysmal tachycardia	1				
Spleno-myelogenous leukemia			1		
Deficiency Diseases					
Beri-beri	1	20			2
Malnutrition	10	2			6
Xerophthalmia	1				
Diseases of Endocrine Glands					
Diabetis mellitus		1			
Glandular deficiency					1
Hyperthyroidism		1			
Ovarian deficiency		1			
Diseases of Nervous System					
Abscess of brain					1
Concussion of brain	4				
Cerebral tumor		1			
Cerebral hemorrhage					2
Edema of brain	1				
Hemiplegia		3	1		
Hysteria	1	1			
Neuralgia	2		1		
Neurological, undiagnosed			1		

	Cured	Im- proved	Not Imp	Not treated	Died
Paralysis of arm		1			
Sub-acute meningitis		1			
Sciatica	1				
Tabes dorsalis			1		

Miscellaneous

Fractures	6				1
Ulcers	20	2			
Chaneroid	7	5	1		
Cystitis	9	1	1		1
Nephritis	5	12	1		
in pregnancy	5	2			
with ascites		3			
with pyelitis	4				
Abrasion and contusion	9	1			
Laceration	5				
Infants, new born	39				1
Premature	3				1
Feeding	13	1			1
Gunshot wound severing lung, liver and spinal cord					1
Acute suppression in pregnancy	1	1			
Purulent otitis media	4	1			
Urethral stricture	1	3	1		
Renal calculus	5	1			1
Poisoning, food	3				1
Opium	2				
Alcoholism acute		2			
Mercuric chloride	1				
Bitten by venomous snake	2				
rabid dog	1				
Acute retention	3				
Prostatitis	1	1			
Shock from fall from height	1				
Osteomyelitis, ankle					1
Acquired club foot				1	

	Cured	Im- proved	Not Imp.	Not treated	Died
Ankylosis of joint		1			
Incarcerated hernia, reduced	1				
Second degree burn	8				
Pelvic tumor		1			
Carcinoma of penis					1
Uterus			1	1	
Fibroid uterus				2	
Irritable uterus	1				
Corneal ulcer	2	1			
Cataract				1	
Abscesses	4	1			
Cellulitis	3	1			
Sarcoma of jaw				1	
Eczema	1	3			
Peritonitis, infected cord					1
Dermatitis, drug idiosyncrasy	2				
Cervical ulceration		1			
Trauma of urethra	1				
Vesical fistula	1				
Secondary hemorrhage					
from wound	1				
Sprain of ligament of spine	1				
Inflammation antrum	1				
Incomplete convalescence	1				
Undiagnosed	3				

SURGICAL SERVICE.

	General	Local	None
Eye			
Excision, Cataract with indeotomy		2	
Sebacious cyst of eyelid		2	
Hemangioma of eyelid	1		
Wart of eyelid		1	
Incision and drainage, Abscess of eyelid		1	3
Incision and plastic, internal Strabismus		2	
Incision and transplanting, pterygium		2	
Plastic on eyelid, entropion	1		
Removal, foreign body in eye	2	1	
Tarsectomy, entropion	1		
Ear, Nose, and Throat			
Excision, Sebacious cyst of ear		1	
„ Keloid of ear		1	
Extraction foreign body in nose	1		
„ foreign body in throat			2
Incision and drainage, abscess in nose		1	
Paratonsillar abscess			1
Abscess of external ear		2	1
Infected sebacious cyst of ear		1	
Plastic, old laceration of ear		1	
„ Deformity of nose from small pox	1		
Snaring, Nasal polyp		2	
Skin graft, Tiersch's Method, granulating wound of ear	2		
Tonsillo-adenoidectomy	20		
Tonsillectomy	2	2	
Head and Neck			
Aspiration, hemotoma of scalp from injury		1	
„ Blood tumor of neck	1		
Application of casts for contracture of neck	1		
Excision, Sebacious cyst of neck		1	
Carbuncle of scalp	1		
Malignant tumor of face	1		
Incision and curetage, osteomyelitis of jaw	4		

General Local None

Chest

Aspiration empyema	6	
Plural effusion	9	2
Excision, cyst of mamary gland	1	
Benign tumor of breast	2	
Keloid of chest wall	1	1
Radical removal of breast, cancer	2	
Excision and curetage, infected costal cartilage		1
Incision and curetage, Osteomyelitis of rib	1	
Incision and drainage, Abscess of breast	1	1
Removal of foreign body from chest wall, bullet		1
Secondary closure, granulating wound of chest wall	1	
Skin graft, pinch method, granulating wound of chest wall		1
Thoracotomy, resection of rib, empyema		2

Abdomen

Aspiration, abscess of liver		2
Ascites	1	74
Appendectomy	21	

	General	Local	None
Enterostomy, resection of bowel,			
gangrene from internal hernia	1		
Enteroplasty, stab wound	1		
Exploratory laparotomy, cancer of bowel	1		
Gastro-enterostomy, gastric ulcer with			
pylorostenosis, appendectomy	2		
Hernioplasty, abdominal hernia		1	
Inguinal hernia	9	1	
Inguinal hernia, strangulated	2		
Incision and drainage, appendiceal abscess	2	1	
Abscess of appendectomy scar			1
Laparotomy, incision and drainage,			
parasigmoidal abscess		1	
Partial obstruction of bowel	1		

Back and Buttock

Aspiration, cold abscess of back		1	
Excision, sebaceous cyst of back	1		
Incision and drainage, abscess of buttock	3		3
Back		2	
Gluteal abscess	1		
Paranephritic abscess	2		
Spinal puncture	1	4	1

Rectum and Anus

Dilatation, rectal stricture	1	
Incision and dilatation, rectal stricture		3a
Incision and curetage, fistula in ano		3a
Incision and drainage para rectal abscess	2	
Injection, internal hemorrhoid		1
Excision, external hemorrhoid	1	
Proctoscopy		7

Upper Extremity

Amputation, compound fracture of arm with-		
Welch bacillus infection	1	
Finger, dry gangrene	1	
Excision, sebaceous cyst of shoulder		1
Sarcoma of axilla	1	

	General	Local	None
Sarcoma of clavicle	1		
Wart of finger		1	
Cyst of tendon sheath, forearm		1	
Examination, gunshot wound of arm	1		
Incision and curetage, osteomyelitis of arm	1		
Finger	1		
Incision and drainage, abscess of arm	1	1	
Shoulder	1		
Hand	2	1	
Fingers	5	7	
Axilla		1	
Infected wound of hand			1
Paronychia, removal of finger-nail	1		
Ligation, radial artery sencondary hemorrhage from gun wound	2		
Removal of foreign body, from hand and suturing	1		
Finger		1	
Suturing, laceration of arm			1
Hand	1	1	
Secondary closure, granulating wound of arm	1		
Skin graft, pinch, granulating wound of arm		1	
a. caudal anesthetics			

Lower Extremity

Amputation, diverticulum, toe	1		
Aspiration, arthritis with effusion, knee-joint		1	
Cold abscess of groin		2	
Suppurative inguinal adenitis		1	
Application of cast, fracture of leg			1
Curetage, penetrating wound of foot	1		
Excision, blood tumor of thigh	1		
Sebaceous cyst of foot	1		
Cyst of tendon sheath, foot		1	
Infected toe nail		1	
Lipoma of thigh		1	
Pigmented mole of leg		1	
Wart on knee		1	

		General	Local	None
Excision and curetage, infected callus of foot			1	1
Incision and curetage, sinus of leg	2			
Foot, Sinus	1			
Osteomyelitis of thigh	2			
Osteomyelitis of food	1			
Incision and drainage, Suppurative inguinal adenitis	6	2		1
Abscess of thigh	1	1		
Psoas abscess, groin	1	1		
Abscess of leg,	4	2		
Foot	3	4		1
Infected wound of leg, with gas gangrene	1			
Infected wound of leg	1	3		1
Incision and cautery snake bite of foot				1
Ligation, femoral artery, anurysm following stab wound	1			
Reduction dislocation of hip joint	1			
Removal of foreign body from leg		2		1
From foot	2			
Skin graft, pinch method, granulating wound of foot			1	

Gynecological

Amputation of cervix, chronic ulcer with endocervicitis	3		
Dilatation and curetage, retained decidua in			
incomplete abortion	3		
Examination under anesthetic, vesico-vaginal fistula	1		
Laparotomy excision, uterine fibroid, hysterectomy	3		
Ovarian cyst, appendectomy	2		
Dermoid cyst of ovary, appendectomy	1		
ectopic pregnancy	2		
Ligation of tubes, malformed pelvis, appendectomy	1		
Ruptured tubal pregnancy	2		
Ventral suspension, prolapse of uterus	2		
lateral suspension, shortening of ligament,			
prolapse of uterus	1		
Drainage, abscess of tube			1
Incision and drainage, thru vagina, abscess of cul-de-sac	2	4	
Incision and biopsy, cancer in cul-de-sac		1	
Plastic, old laceration of sphincter urethra			1a

General Local None

Atresia of vaginal outlet	1		
Removal, foreign body in vagina, leech	1		

Genito-Urinary

Amputation, cancer of penis	2	1	
Circumcision, phimosis	11	4	2
Paraphimosis with chancroid	1		
Cystoscopy		1	1
Ureteral catheterization		2	
Cystotomy, suprapubic, vesical calculus	41	6 & 13a	
Papilloma of bladder	1		
Cancer of bladder		1	
Perineal, vesical calculus	1	1	
Dilatation, gonorrheal stricture	1		10
Dorsal slit, paraphimosis with chancroid	1		
Examination under anesthetic, cystitis in children	2		
Extraction urethral calculus	2	1	
Excision, venereal wart		1	
Testicle, hydrocele	1		
Incision and drainage, gangrene of scrotum,			
extravasation of urine	1		
Abscess of perineum	1	2	
Scrotum		1	
Lithopaxy, vesical calculus	7		1
Meatotomy and extraction, urethral calculus	1	2	
Nephrotomy, renal calculus	1		
Urethrotomy, urethral calculus	5		

Dental

Extraction of tooth	5	30	4
Incision and drainage, alveolar abscess	2	1	
Incision, uniterupted 3rd molar		2	

a. Caudal anesthetic

b. Parasacral anesthetic

OBSTETRICAL SERVICE.

	Anesthesia	
	General	None
Within the Hospital		
Abortion		5
Incomplete, removal of decidua	3	
Miscarriage		1
Normal deliveries	17	15
Instrumental deliveries	11	
Breech presentation, extraction	1	
Amputation neck, arm presentation	2	
Not delivered		
Post partum care		2
Threatened abortion		3
Puerpal sepsis (delivered outside)		1
Obstetrical Calls Outside of Hospital		11
Total obstetrical patient	67	
Total Operative Procedure With		
General anesthetic	308	
Local	254	
Caudal and parasacral	21	
Without anesthetic	113	
	<hr/>	
Total	796	

Operative Death (13).

Osteomyelitis of jaw, septicemia	1
Intestinal obstruction, by band of adhesion gangrene of bowel, peritonitis	1
Post operative shock, suprapubic cystotomy papilloma of bladder with hemorrhage	1
Secondary hemorrhage following amputation of penis, cancer	1
Ruptured appendix, general peritonitis	1
Carcinoma of bladder with calculus, uremia	1
Intraperitoneal hemorrhage, stab wound	1
Uremia, vesical calculus	1
Secondary hemorrhage, aneurysm femoral artery following stab wound	1
Intraperitoneal hemorrhage, appendectomy	1
Post operative shock, hysterectomy fibroid	1
Ves. calculus, Lobar pneumonia	1
Shock, podalic version and extraction of arm presentation with severe hemorrhage before admission, prolonged labor	1



Printed at the
"DAILY MAIL PRESS"
Si Phya Road Bangkok, 9-12-30.

