

Clinical report of Queen Charlotte's Maternity Hospital : 1943.

Contributors

Queen Charlotte's Maternity Hospital.

Publication/Creation

[Place of publication not identified] : [publisher not identified], 1943

Persistent URL

<https://wellcomecollection.org/works/veswmjr8>

License and attribution

This work has been identified as being free of known restrictions under copyright law, including all related and neighbouring rights and is being made available under the Creative Commons, Public Domain Mark.

You can copy, modify, distribute and perform the work, even for commercial purposes, without asking permission.



Wellcome Collection
183 Euston Road
London NW1 2BE UK
T +44 (0)20 7611 8722
E library@wellcomecollection.org
<https://wellcomecollection.org>



Clinical Report
OF
Queen Charlotte's
Maternity Hospital
for 1943.

WILSON
WILSON
Ann Rep
WX28
BE5
L8403
1943



22502912202

Clinical Report
OF
Queen Charlotte's
Maternity Hospital
for 1943.

Goldhawk Road, London, W.6.

CONTENTS.

	PAGE
Officers, Lists of	3
Preface	5
Statistical Summary	6
 OUT-PATIENT REPORT	 7
 IN-PATIENT REPORT	
Cases Treated before Labour	8
Cardiac Disease	9
Hydramnion	10
Abortion	10
Albuminuria	11
Eclampsia	14
Accidental Ante-Partum Hæmorrhage	15
Placenta Prævia	15
Occipito-Posterior Positions and " Deep Transverse Arrest "	16
Face and Brow Presentations	16
Breech Deliveries	17
Transverse Lie (Shoulder Presentations)	18
Version Before Labour	18
Prolapse of Cord	18
Primary Uterine Inertia	19
Post-Partum Hæmorrhage	21
Obstetric Operations—	
Induction of Labour—	
Spontaneous Delivery	23
Forceps Delivery	27
Forceps (Labour not Induced)	28
Caesarean Section	30
Embryotomy and Craniotomy	31
Manual Removal of Placenta	31
Trial Labour for Suspected Disproportion	32
Sundry Cases	32
Maternal Morbidity	33
Maternal Mortality	35
Infants' Report—	
Premature Births	36
Twins	37
Stillbirths and Macerated Fœtus	38
Infant Deaths	40
Fœtal Abnormalities	41

HONORARY MEDICAL OFFICERS

CONSULTING OBSTETRIC SURGEONS

WALTER S. A. GRIFFITH, C.B.E., M.D., F.R.C.P., F.R.C.S.
T. W. EDEN, M.D., F.R.C.P., F.R.C.S., F.R.C.O.G.
ALECK W. BOURNE, M.B., B.Ch., F.R.C.S., F.R.C.O.G.
C. S. LANE-ROBERTS, M.S., M.B., F.R.C.S., F.R.C.O.G.
LESLIE H. W. WILLIAMS, M.D., M.S., F.R.C.S., F.R.C.O.G.
LOUIS C. RIVETT, M.C., F.R.C.S., F.R.C.O.G.

CONSULTING PHYSICIANS

H. MORLEY FLETCHER, M.D., F.R.C.P.
THE LORD MORAN OF MANTON, M.C., M.D., P.R.C.P.

CONSULTING SURGEONS

SIR T. CRISP ENGLISH, K.C.M.G., M.B., B.S., F.R.C.S.
C. H. S. FRANKAU, C.B.E., D.S.O., M.S., F.R.C.S.

CONSULTING BACTERIOLOGIST

LEONARD COLEBROOK, M.B., B.S.

OBSTETRIC SURGEONS TO THE IN-PATIENTS

LEONARD G. PHILLIPS, M.S., M.B., B.Sc. F.R.C.S., F.R.C.O.G.,
GEORGE F. GIBBERD, M.B., M.S., F.R.C.S., F.R.C.O.G.
ARTHUR C. H. BELL, M.B., B.S., F.R.C.S., M.R.C.O.G.,
DOUGLAS H. MACLEOD, M.S., M.B., F.R.C.S., F.R.C.P., F.R.C.O.G.,

OBSTETRIC SURGEONS TO THE OUT-PATIENTS

WILLIAM R. WINTERTON, M.B., B.Ch., F.R.C.S., M.R.C.O.G.
H. G. E. ARTHURE, M.D., B.S., F.R.C.S., M.R.C.O.G.,

ACTING CHIEF ASSISTANTS

STANLEY G. CLAYTON, M.D., M.S., F.R.C.S., M.R.C.O.G.
KATHLEEN M. ROBINSON, M.D., B.S., F.R.C.S., M.R.C.O.G.

PHYSICIAN

THOMAS C. HUNT, D.M., F.R.C.P.,

ASSISTANT PHYSICIAN

CYRIL G. BARNES, M.D., B.S., M.R.C.P.,

SURGEON

GEORGE H. MACNAB, M.B., Ch., B., F.R.C.S.,

PAEDIATRICIAN

ALAN A. MONCRIEFF, M.D., F.R.C.P.

RADIOLOGIST

E. ROHAN WILLIAMS, M.D., F.R.C.P., D.M.R.E., F.F.R.

OPHTHALMIC SURGEON

FRANK A. JULER, M.B., F.R.C.S.

PSYCHIATRIST

C. W. B. JAMES, M.C., M.D., B.S., D.P.M.

EAR, NOSE AND THROAT SURGEON

J. P. MONKHOUSE, M.B., B.S., F.R.C.S.

DENTAL SURGEON

J. DRAPER CAMBROOK, M.R.C.S., L.R.C.P.

MEDICAL OFFICERS IN CHARGE OF ANTE-NATAL DEPARTMENT

GERTRUDE DEARNLEY, M.D., F.R.C.O.G.

A. MORRIS JOHNS, M.D., M.R.C.O.G.

JOHN D. FLEW, M.D., B.S., M.R.C.O.G.

GLADYS H. DODDS, M.D., Ch.B., D.P.H., M.R.C.O.G.,

P. M. G. RUSSELL, M.B., B.S., M.R.C.O.G.

AMY M. FLEMING, M.D., D.Sc., F.R.C.O.G.

JANET E. BOTTOMLEY, M.D., F.R.C.S., M.R.C.O.G.

JOHN P. ERSKINE, B.Sc., M.B., Ch.B. (Extra Assistant)

**ASSISTANT TO PAEDIATRICIAN AND MEDICAL OFFICER TO THE INFANT
CONSULTATION CENTRE**

A. W. FRANKLIN, M.A., M.B., F.R.C.P.,

ANAESTHETISTS

DENZIL LEWIS, M.R.C.S., L.R.C.P.

KEITH M. WOODRUFF, M.B., B.S., M.R.C.S., L.R.C.P.,

ARTHUR SUNDERLAND, M.R.C.S., L.R.C.P., D.A.

REGISTRAR

STANLEY G. CLAYTON, M.D., M.S., F.R.C.S., M.R.C.O.G.

RESEARCH LABORATORIES

(Closed since outbreak of War)

DIRECTOR

R. M. FRY, M.R.C.S., L.R.C.P.

CLINICAL REPORT

OF

QUEEN CHARLOTTE'S HOSPITAL

FOR 1943

PREFACE.

This annual report consists of three main sections:—

1. THE OUT-PATIENT (DISTRICT) REPORT.—Although still brief, it is hoped that a full report similar to the in-patient report will be produced in the future.

2. THE IN-PATIENT REPORT.—This deals with cases discharged during 1943 from the Wards of the Hospital. Throughout the report, cases are divided into two categories:

B. Booked Cases, which have received ante-natal supervision in the intern or extern department;

E. Emergency Cases, which have been sent in by outside doctors or midwives, and many of which have received little or no ante-natal supervision.

3. THE ISOLATION BLOCK REPORT.—Temporarily suspended.

S. G. CLAYTON.

ABBREVIATIONS.

A.	=	Alive.
A.R.M.	=	Artificial Rupture of Membranes.
B.A.	=	Before arrival.
C.	=	Child.
C.S.	=	Cæsarean Section.
D.	=	Died.
D.T.A.	=	Deep Transverse Arrest.
I.B.	=	Isolation Block.
I.D.I.	=	Induction Delivery Interval.
M.	=	Mother.
N.A.D.	=	Nothing Abnormal Discovered.
O.B.E.	=	Oil, Bath, Enema.
P.F.	=	Promontory felt.
P.N.F.	=	Promontory not felt.
P.O.P.	=	Persistent Occipito Posterior.
P.R.M.	=	Premature Rupture of Membranes.
P.U.I.	=	Primary Uterine Inertia.
Q.C.H.	=	Queen Charlotte's Hospital
S.B.	=	Still-born.
T.	=	Transferred.

STATISTICAL SUMMARY

	In-Patients		Out-Patients	Totals
	Booked	Emergency		
Patients delivered	1,789	52	1043	2,884
Primigravidæ	1,162	33	223	1,418
Multigravidæ	627	19	820	1,466
Maternal deaths	2†	0	0	2
Mortality (per thousand) ...	1.11	0	0	0.69
Children born*	1,801	54	1048	2,903
Stillbirths	52	10	11	73
Stillbirths (per thousand) ...	28.9	185	10.5	25.3
Infant deaths	28	1	6	35
Infant deaths (per thousand) ...	15.5	18.5	5.8	12.1

*Numbers obtained by adding the number of twins and subtracting the number of abortions from the respective number of deliveries.

†One other patient (Cardiac Disease B. 1157) died after transfer to another hospital.

OUT-PATIENT (DISTRICT) REPORT

1,043 Patients were delivered in their own homes during 1943. All except 12 of these attended one of the Q.C.H. Ante-natal Centres. There were 223 primigravidae and 820 multigravidae. 1,048 Infants were born, including 5 pairs of twins. (There were 4 abortions.)

MATERNAL MORTALITY.—No Mother died.

MATERNAL MORBIDITY.—18 cases were morbid (Ministry of Health definition), a rate of 1.7%. The probable causes of pyrexia were as follows :—

Genital tract infection	9 cases (H. streptococcal infection, 5 cases)
Urinary tract infection	3 „
Tonsillitis and Respiratory infection	4 „
Unknown	2 „

10 cases were transferred to L.C.C. Isolation Hospitals.

METHODS OF DELIVERY	Mother		Result		
	A.	D.	A.	Child SB.	D.
Abortion	4	—	—	—	—
Forceps delivery (primigravidae, 12 cases ; multigravidae, 3 cases)	15	—	14	1	—
Indications : Foetal distress	1	—	—	—	—
P.O.P.	3	—	—	—	—
Maternal distress	3	—	—	—	—
Delay in second stage	8	—	—	—	—
Breech delivery (primigravidae, 3 cases ; multigravidae, 8 cases). Three infants were one of twins	11	—	10	—	1
Face presentation	2	—	2	—	—
Spontaneous vertex delivery occurred in the remaining cases (which included 6 pairs of twins and 3 single twins)	1011	—	1002	10	5

VARIOUS COMPLICATIONS (treated at home).*	Mother		Result		
	A.	D.	A.	Child SB.	D.
Toxaemia	3	—	2	1	—
Prolapse of cord	1	—	1	—	—
Post-partum haemorrhage	14	—	14	—	—
Manual removal of placenta	5	—	5	—	—
Hydramnion	6	—	5	1	—

*Most complicated cases were transferred to Q.C.H., and appear in the "Booked" section of the In-Patient Report.

STILLBIRTHS.

11 babies were stillborn, a stillbirth rate of 1.1%. The probable causes of stillbirth were as follows :—

Congenital abnormalities	3
Erythroblastosis	1
Toxaemia	1
B.B.A.	1
Unknown	2

INFANT DEATHS.

6 babies died, an infant death rate of 0.6%. The probable causes of death were as follows :—

Congenital abnormalities	1
Prematurity	4
Haemorrhagic disease	1

Several other babies were transferred to various Hospitals, and these figures may be incomplete, as other deaths may have occurred after transfer.

CASES TREATED IN HOSPITAL BEFORE LABOUR

Cases of Albuminuria, Hydramnion, Cardiac Disease and Abortion appear elsewhere and are not included here).

37 Cases.

Case No. BOOKED	Reg. No.	Age	Grav- ida	Matu- rity	Disease	Result	No. of days in Hospital before Delivery or Discharge	Remarks
1	28	27	2	36	Red degeneration of fibroid	... A.	7	Discharged undelivered
2	369	43	1	34	Red degeneration of fibroid	... A.	14	
3	369	43	1	34	Red degeneration of fibroid	... A.	17	
4	708	30	1	30	Red degeneration of fibroid	... A.	7	Discharged undelivered
5	54	27	1	36	Pyelitis A.	14	Discharged undelivered
6	685	31	1	30	Pyelitis A.	14	Discharged undelivered
7	1023	26	1	26	Pyelitis A.	6	
8	1467	22	1	34	Pyelitis A.	11	
9	56	32	2	10	Hyperemesis A.	11	Re-admitted for a further 3 weeks at the 14th week. Then dis- charged.
10	63	31	1	26	Hyperemesis A.	7	Discharged undelivered
11	842	33	2	36	Hyperemesis A.	10	Discharged undelivered
12	1003	21	1	20	Hyperemesis A.	8	
13	649	25	1	38	Hæmatemesis from gastric ulcer	A.	6	
14	839	23	1	38	Hæmatemesis from œsophageal ulcer A.	7	
15	73	27	1	39	Hypertension A.	4	
16	291	30	1	40	Hypertension, 135/90 A.	5	
17	447	25	1	40	Hypertension, 156/90 A.	1	
18	495	23	1	38	Hypertension, 160/98 A.	10	
19	447	25	1	40	Hypertension, 156/90 A.	1	
20	495	23	1	38	Hypertension, 150/98 A.	10	Drug induction
21	156	32	2	24	Hypertension, 178/100 A.	98	A.R.M. Pyelitis.
22	515	33	1	34	Hypertension, 190/110 A.	7	Drug induction
23	622	35	4	38	Hypertension, 182/112 A.	2	A.R.M.
24	866	24	1	39	Hypertension A.	21	
25	902	33	2	36	Hypertension A.	49	
26	1642	31	2	40	Hypertension A.	4	Previous toxæmia and S.B.
27	1900	33	7	37	Hypertension A.	7	A.R.M.
28	1370	37	2	28	Essential hypertension A.	77	Previous S.B. Cæsarean section.
29	281	29	9	30	Microcytic anæmia A.	26	Transfused
30	256	41	6	40	Microcytic anæmia A.	19	
31	464	26	1	40	Disseminated sclerosis A.	7	
32	464	26	1	40	Disseminated sclerosis A.	7	
33	921	43	3	26	Hysteria A.	7	
34	966	37	1	22	Threatened abortion A.	112	Habitual abortions
35	1927	33	1	32	Bronchiectasis, Asthma	... A.	16	Re-admitted in labour. Died sub- sequently
36	956	30	4	35	Pulmonary tuberculosis	... A.	7	Cæsarean section
EMERGENCY								
37	1819	37	3	28	Malignant hypertension	... A.	18	A.R.M.

CARDIAC DISEASE

22 Cases.

One Mother died, a maternal mortality of 4.5%. (One other Mother died after transfer to another Hospital).
One Infant was stillborn, 1 died, and 1 case was delivered by hysterotomy, a foetal mortality of 13% (1 pair of twins).

Case No.	Reg. No.	Age	Gravida	Maturity	Lesion	Degree of failure of compensation	Days in Hosp. before delivery	Method of Delivery	Result M. C.	Remarks (if sterilised)
BOOKED										
1	533	23	2	40	Mitral stenosis	None	23	Normal	A. A.	
2	1001	27	1	40	Mitral stenosis	None	1	Normal	A. A.	
3	924	36	2	40	Mitral stenosis	None	28	Normal	A. A.	
4	1124	25	1	40	Mitral stenosis	None	21	Normal	A. A.	
5	1509	39	5	37	Mitral stenosis	None	30	Normal	A. A.	
6	1512	25	1	36	Mitral stenosis	None	28	A.R.M. Normal	A. A.	
7	1658	29	1	40	Mitral stenosis	None	14	Normal	A. A.	
8	1790	21	1	42	Mitral stenosis	None	1	Normal	A. A.	
9	1813	25	1	37	Mitral stenosis	None	1	Unassisted breech	A. A.	
10	1948	29	1	40	Mitral stenosis	None	1	Normal	A. A.	
11	18	22	1	34	Mitral stenosis	Slight	9	Normal	A. A.	
12	255	29	1	38	Mitral stenosis	Slight	23	Normal	A. A.	
13	600	32	1	35	Mitral stenosis	Slight	14	Normal	A. A.	
14	621	21	1	40	Mitral stenosis	Slight	2	Normal	A. A.	
15	1002	33	1	38	Mitral stenosis	Slight	16	Manual dilatation forceps	A. A.	
16	1548/1942	24	1	28	Mitral stenosis	Moderate	56	Cesarean section	D. D.	Inertia Sterilised
17	532	35	3	28	Mitral stenosis	Moderate	84	Normal	A. A.	
18	1157	31	1	17	Mitral stenosis	Severe	21	Hysterotomy	T. —	Sterilised. Died after transfer to another hospital
19	1320	34	1	40	Mitral regurgitation	None	1	Normal	A. A.	
20	1709	24	1	38	Patent interventricular septum	Severe	16	Normal	A. A.	
EMERGENCY										
21	555	29	1	38	Mitral stenosis	None	1	A.R.M. Normal	A. A.	Toxaemia Twins. Toxaemia.
22	1212	32	2	40	Mitral stenosis	None	17	Normal	A. A.	

HYDRAMNION

15 Cases.

No Mother died.

5 Infants were stillborn, 1 died, and there were 2 abortions, a foetal mortality of 41% (2 pairs of twins).

Case No.	Reg. No.	Age	Grav-ida	Matu- rity	Girth of Abdo. ins.	Treatment	Result		Remarks
							M.	C.	
BOOKED									
1	559	32	2	33	44	A.R.M.	...	A.	SB. Anencephaly
2	676	30	3	38	44½	A.	SB. Uniovular twins. Macerated.
3	686	38	2	40	—	A.R.M.	...	A.	A.
4	794	30	1	42	—	A.R.M.	...	A.	A.
5	858	35	2	41	41	A.	A.
6	833	38	2	40	—	A.	A.
7	1075	38	1	39	43½	A.R.M. Cesarean Section	...	A.	A.
8	1363	31	1	40	—	Forceps	...	A.	A.
9	1170	33	2	40	—	A.R.M.	...	A.	A.
10	1527	43	10	30	40	A.	SB. Diabetic. In coma
11	1722	37	1	26	—	A.	A.
12	1890	34	4	39	—	A.R.M. 60 ozs.	...	A.	A.
13	1907	40	1	18	34	Paracentesis	...	A.	— Toxaemia Uniovular twins aborted one week after paracentesis
EMERGENCY									
14	72	27	1	34	38	Paracentesis 34th week.	...	A.	D.
15	1307	31	1	35	42	A.R.M. 38th week	...	A.	SB. Multiple foetal deformities Anencephaly

ABORTION

7 Cases.

Case No.	Reg. No.	Age	Grav-ida	Matu- rity	Treatment	Result		Remarks
BOOKED								
1	12	30	2	26	Spontaneous	...	A.	
2	274	36	1	12	Replacement of retroverted uterus. of incomplete abortion	Evacuation	A.	
3	564	28	1	27	Cervical laceration	...	A.	
4	1011	23	1	23	Spontaneous	...	A.	
5	1038	35	3	26	Spontaneous. Fibroid	...	A.	
6	1907	40	1	18	Hydramnion. Paracentesis	...	A.	
7	62	25	5	19	Missed abortion	...	A.	Discharged undelivered

CASES OF ALBUMINURIA ADMITTED FOR TREATMENT

113 Cases (Primigravidae, 76 cases; multigravidae, 37 cases).

No Mother died.

14 Infants were stillborn, and 1 died, a foetal mortality of 11.2% (5 pairs of twins).

SUMMARY OF METHODS OF TREATMENT.

Case No.	Reg. No.	Age	Grav. id. a. rity	History of Renal Disease	Albuminuria on admission	Spontaneous Onset		Oedema	Headache	Eye Signs	Highest Blood pressure	No. of days if Labour in Hosp. induced before Labour state or discharge method	Labour Induced		Method of Delivery	Result M. C.	Remarks
						Unassisted delivery Forceps or Assisted Breech Caesarean Section	Drug						A.R.M. and Drug	A.R.M. and Plug			
1	42/1389	27	1	35	30	20	44	1	106	A.	A.A. Twins				
2	42/1450	43	1	34	Trace	...	Moderate	—	—	176/70	2	2	2	2	Unassisted breech	A. A.	
3	42/1484	36	4	32	5 parts	...	Moderate	+	+	170/110	2	2	2	2	Normal	A. D.	
4	42/1501	28	1	36	1 part	...	Slight	—	—	180/100	16	16	16	16	Normal	A. A.	
5	42/1543	32	3	32	1 part	...	Moderate	—	—	180/90	10	10	10	10	Unassisted breech	A. A.	
6	36	42	8	38	Trace	...	Slight	—	—	140/90	2	2	2	2	Normal	A. A.	
7	95	32	1	30	Trace	...	Slight	+	—	204/120	18	18	18	18	Unassisted breech	A. SB.	
8	126	35	1	40	Trace	...	Slight	—	—	154/115	1	1	1	1	Normal	A. A.	
9	215	31	1	40	Cloud	...	None	—	—	146/100	3	3	3	3	Normal	A. A.	
10	273	21	1	40	Cloud	...	Slight	—	—	148/98	1	1	1	1	Normal	A. A.	
11	261	26	1	40	Trace	...	None	—	—	145/100	1	1	1	1	Normal	A. A.	
12	300	34	1	36	Trace	...	Moderate	—	—	164/104	17	17	17	17	Forceps	A. SB	
13	232	20	1	38	10	...	None	—	—	160/110	14	14	14	14	Normal	A. A.	
14	298	25	1	39	1 part	...	None	—	—	140/96	13	13	13	13	Normal	A. A.	
15	289	23	1	39	Cloud	...	Moderate	—	—	160/90	4	4	4	4	Normal	A. A.	
16	279	27	1	38	1 part	...	Moderate	—	—	166/122	10	10	10	10	Normal	A. A.	
17	216	26	1	42	Cloud	...	Slight	—	—	150/105	1	1	1	1	Normal	A. A.	
18	108	30	1	38	Trace	...	Moderate	—	—	156/80	5	5	5	5	Normal	A. A.	
19	273	21	1	40	Cloud	...	Slight	—	—	148/78	1	1	1	1	Normal	A. A.	
20	459	34	1	39	Trace	...	None	—	—	140/100	1	1	1	1	Normal	A. A.	
21	465	42	2	40	Cloud	...	Moderate	—	—	150/94	6	6	6	6	Normal	A. A.	
22	378	23	1	37	Cloud	...	Moderate	—	—	160/118	10	10	10	10	Normal	A. A.	
23	379	40	9	38	Cloud	...	Slight	+	+	170/112	1	1	1	1	Normal	A. SB.	
24	521	20	1	32	Solid	...	Moderate	—	—	170/112	11	11	11	11	Normal	A. A.	
25	551	19	1	36	Cloud	...	Moderate	—	—	170/110	5	5	5	5	Normal	A. A.	
26	595	20	1	36	1 part	...	Moderate	—	—	132/88	7	7	7	7	Normal	A. A.	
27	608	24	1	42	Cloud	...	None	—	—	148/94	1	1	1	1	Normal	A. A.	
28	652	31	1	29	Solid	...	Moderate	+	+	166/104	2	2	2	2	Normal	A. SB.	Concealed accidental haemorrhage
29	653	32	3	38	Cloud	...	Moderate	—	—	150/100	6	6	6	6	Normal	A. A.	
30	661	22	1	35	Cloud	...	Severe	—	—	180/130	3	3	3	3	Normal	A. A.	

CASES OF ALBUMINURIA ADMITTED FOR TREATMENT—continued

Case No.	Reg. No.	Age	Gravida	Maternity	History of Renal Disease	Albuminuria on admission	Oedema	Headache	Eye Signs	Highest blood pressure before Labour method or discharge	No. of days in Hosp. induced, state of Labour method	Result M. C.	Remarks
31	662	33	1	33	...	Cloud	None	—	—	168/105	1	A. SB.	
32	677	30	2	39	...	Cloud	Moderate	—	—	156/98	2	A.R.M.	Normal
33	690	29	1	36	Scarlet fever	Cloud	Moderate	—	—	182/110	4	A.R.M.	Normal
34	701	32	1	38	...	Cloud	None	+	—	185/110	1	A. A.	Normal
35	886	33	1	40	...	Trace	Slight	—	—	170/90	2	A.R.M.	Normal
36	614	26	1	40	...	1 part	Slight	—	—	158/100	14	A. A.	Normal
37	729	22	1	38	...	Cloud	Slight	—	—	160/100	1	A. A.	Normal
38	730	22	2	33	...	1 part	Severe	+	+	150/100	7	A.R.M.	Normal
39	861	27	1	39	...	Cloud	None	—	—	130/96	2	A. A.	Twins
40	838	28	1	38	...	Cloud	Slight	+	—	158/105	6	A. A.	Normal
41	807	25	1	38	Previous pyelitis	Trace	Moderate	—	—	137/84	16	A. A.	Normal
42	806	30	1	35	...	1 part	None	+	—	200/130	5	A. SB.	Normal
43	804	34	1	38	Albuminuria in previous pregnancy	Cloud	Moderate	—	—	150/100	4	A. A.	Normal
44	793	27	2	40	...	1 part	Slight	—	—	140/100	7	A. A.	Normal
45	754	32	1	39	...	Cloud	Slight	—	—	150/100	14	A. A.	Normal
46	457	31	1	38	...	Trace	Slight	—	—	150/98	2	A. A.	Normal
47	892	17	1	39	...	1 part	Slight	—	—	160/100	8	A. A.	Normal
48	895	34	3	31	Scarlet fever. Albuminuria in previous pregnancy	Trace	Slight	—	—	160/90	28	A. SB.	Normal
49	960	20	1	37	...	Trace	None	+	—	170/130	8	A. A.	Normal
50	965	34	7	40	...	Cloud	None	—	—	150/100	10	A. A.	Normal
51	1001	27	1	40	...	Cloud	Moderate	—	—	160/110	1	A. A.	Normal
52	871	26	1	38	Scarlet fever	1 part	None	—	—	135/100	9	A. A.	Normal
53	1051	30	3	39	Albuminuria in two previous pregnancies	Cloud	Moderate	—	—	160/90	1	A. A.	Normal
54	1043	33	2	34	...	None	Moderate	—	—	160/118	54	A. SB.	Normal
55	1270	26	2	39	Albuminuria in previous pregnancy	Trace	None	—	—	150/86	1	A. A.	Normal
56	1056	19	1	39	...	Cloud	Slight	—	—	190/120	5	A. A.	Normal
57	1093	30	2	40	...	Cloud	Slight	—	—	150/90	1	A. A.	Normal
58	1110	32	2	39	Albuminuria in previous pregnancy	Trace	None	—	—	152/100	6	A. A.	Normal
59	1129	23	1	40	...	Trace	Slight	—	—	154/90	13	A. A.	Normal
60	1198	29	1	40	...	None	None	—	—	176/90	1	A. A.	Normal
61	1208	33	1	39	...	Cloud	None	—	—	156/100	1	A. A.	Normal
62	1224	33	2	40	...	Cloud	None	—	—	140/100	1	A. A.	Normal
63	1238	21	1	36	...	Trace	None	—	—	138/84	10	A. A.	Normal
64	1354	37	1	37	Scarlet fever	Cloud	None	—	—	140/98	21	A. A.	Normal
65	1335	34	2	40	...	Trace	None	—	—	160/110	4	A. A.	Normal
66	1333	28	2	33	...	Solid	None	—	—	210/140	2	A. A.	Normal
67	1331	39	4	40	Chronic nephritis, scarlet fever	Trace	None	—	—	148/100	2	A. A.	Epileptic
68	1304	28	2	35	Albuminuria and S.B. in previous pregnancy	Cloud	None	—	—	220/140	3	A. A.	Normal
69	1295	34	4	40	Albuminuria in previous pregnancy	Cloud	Severe	—	—	130/92	22	A. A.	Normal
70	1103	29	1	39	...	Cloud	Slight	—	—	156/98	14	A. A.A.	Twins

CASES OF ALBUMINURIA ADMITTED FOR TREATMENT—continued

Case No.	Reg. No.	Age	Grav. Maternity	History of Renal Disease	Albuminuria on admission	Oedema	Headache	Eye Signs	Highest Blood Pressure before discharge	No. of days in Hosp. before discharge	If Labour induced	Method of Delivery	Result M. C.	Remarks
71	1291	28	1 42	...	Cloud	None	—	—	160/96	1	—	Forceps	A. A.	
72	1412	34	1 40	...	Cloud	Moderate	—	—	140/90	3	A.R.M. and Drug	Forceps	A. A.	
73	1230	33	1 40	...	Cloud	None	—	—	160/100	3	—	Cesarean section	A. A.	Disproportion
74	1399	28	1 37	...	Cloud	Moderate	—	—	164/130	7	—	Normal	A. A.	
75	1375	28	1 40	Pyelitis 3 years before	Cloud	None	—	—	160/100	3	A.R.M.	Normal	A. A.	
76	1437	31	1 39	...	Solid	Slight	—	—	150/100	2	A.R.M.	Normal	A. A.	
77	1169	29	1 40	...	Cloud	Slight	—	—	140/100	50	—	Normal	A. A.	Parkinsonism
78	1393	33	2 40	...	Trace	Slight	—	—	154/100	14	A.R.M. and Drug	Normal	A. A.	
79	1556	34	1 40	...	Cloud	Moderate	—	—	162/96	9	—	Normal	A. A.	Fibroid
80	1609	30	1 36	...	Cloud	None	—	—	166/104	1	—	Forceps	A. A.	B.P. 176/120 six weeks after delivery
81	1527	43	10 30	...	Trace	Slight	—	—	150/90	10	—	Normal	A. SB.	Diabetic coma
82	1473	30	1 38	...	Cloud	Slight	—	—	180/108	14	A.R.M.	Normal	A. A.	
83	1474	29	1 40	Scarlet fever	Trace	None	—	—	160/100	5	—	Normal	A. A.	
84	1517	41	6 38	...	Trace	Moderate	—	—	158/100	11	—	Normal	A. A.	
85	1503	35	1 35	...	Cloud	Slight	—	—	170/110	5	A.R.M.	Normal	A. A.	
86	1511	31	1 38	...	Trace	Slight	—	—	142/90	14	—	Normal	A. A.	
87	1631	21	1 40	...	Cloud	None	+	—	160/125	1	A.R.M.	Normal	A. A.	
88	1550	27	1 38	...	Trace	Slight	—	—	182/108	17	A.R.M.	Normal	A. A.	B.P. 140/100 six weeks after discharge
89	1792	22	2 39	...	Cloud	?	—	—	146/90	1	A.R.M.	Normal	A. A.	Accidental A.P.H.
90	1776	22	1 40	...	Trace	None	—	—	144/110	1	—	Normal	A. A.	
91	1710	30	1 39	...	Cloud	Slight	—	—	140/100	10	A.R.M.	Normal	A. SB.	
92	1708	20	1 41	Nephritis, 1934	Trace	None	—	—	140/82	1	—	Normal	A. A.	
93	1628	36	1 40	...	Trace	None	—	—	170/108	1	—	Normal	A. A.	
94	1679	29	1 34	...	Cloud	None	—	—	170/112	17	A.R.M.	Normal	A. A.	
95	1657	26	3 38	Nephritis, 1932	Cloud	Cloud	—	—	178/120	3	Drug	Normal	A. A.	
96	1637	22	1 40	...	Trace	None	—	—	140/90	6	A.R.M.	Normal	A. A.	Toxæmia and S.B. in two previous pregnancies
97	1801	35	3 36	...	Trace	Trace	—	—	190/110	12	A.R.M.	Normal	A. SB.	Hydramnion
98	1828	28	2 39	...	Cloud	Trace	—	—	144/92	4	A.R.M.	Normal	A. A.	
99	1890	34	4 39	...	Cloud	None	—	—	156/98	11	A.R.M.	Normal	A. A.	
100	42/1523	27	1 39	...	Solid	Trace	—	—	180/110	1	—	Unassisted breech	A. A.	
101	42/1560	25	1 40	...	4 parts	None	—	—	138/100	3	Drug	Normal	A. A.	
102	555	29	1 38	...	Cloud	?	—	—	182/108	1	A.R.M.	Normal	A. A.	
103	702	25	1 42	...	Cloud	None	—	—	156/100	1	—	Normal	A. A.	
104	522	35	1 33	...	part	?	—	—	188/108	23	A.R.M.	Normal	A. A.	
105	1194	31	2 39	...	Cloud	None	—	—	145/96	1	—	Normal	A. A.	
106	1349	39	2 40	...	Cloud	None	—	—	142/90	3	Drug	Normal	A. A.	
107	1212	32	2 40	...	Trace	None	—	—	158/100	17	Drug	Normal	A. A.	Twins, prolapsed cord, mitral stenosis
108	1429	34	1 30	...	Solid	None	+	—	240/140	5	A.R.M. and Drug	Unassisted breech	A. SB.	
109	1525	38	2 37	...	Trace	None	—	—	188/110	1	A.R.M.	Normal	A. A.	
110	1514	36	2 37	...	Trace	None	—	—	160/100	1	—	Normal	A. A.	Twins
111	1597	33	2 34	...	Cloud	None	—	—	198/118	1	A.R.M. plugging	Breech	A. SB.	Accidental A.P.H. ? Cortical renal spasm. Blood urea 123 mg. % On discharge 19 mg. %
112	1760	30	1 38	...	Solid	None	+	+	158/100	3	A.R.M.	Forceps	A. A.	Malignant hypertension
113	1819	37	3 28	...	Solid	Cloud	+	+	212/132	18	Drug & A.R.M.	Normal	A. SB.	

ECLAMPSIA

7 Cases.

No Mother died.

2 Infants were stillborn, a fetal mortality of 29%.

Case No.	Reg. No.	Age	Gravida	Maternity	Condition on Admission	If in Labour	Frsts before admission	Ante-, Intra-, or Post-partum	Albumen on admission	Urine on discharge 24 hrs.	Highest Blood Pressure (+ or -)	Headache	Eye Signs (+ or -)	No. of days in Hosp. before del'y	If induced state Method delivery	Result M. C.	Remarks
BOOKED																	
1	18	22	1	30	Fair	...	0	1	Ante-partum	14 parts Cloud 26 oz.	Severe	215/120	+	4	A.R.M. Forceps ...	A.	Delusions & hallucinations post-partum
2	131	23	1	29	Fair	...	1	1	Ante-partum	1 part 13 oz.	Severe	170/98	+	8	A.R.M. Hysterotomy	A.	Delusions & hallucinations post-partum
3	1587	26	1	31	Fair	...	0	1	Ante-partum	Cloud 40 oz.	Moderate	170/120	+	5	A.R.M. Normal ...	A.	Cerebral irritation for 1 week after delivery
4	959	32	3	35	Very poor	...	0	1	Ante-partum	Trace 20 oz.	None	240/150	+	0	A.R.M. Normal	A.	
5	1058	19	1	40	Good	...	0	1	Intra-partum	None 34 oz.	None	160/90	-	0	Forceps ...	A.	
6	1867	23	1	41	Poor	...	2	9	Intra-partum	None 32 oz.	Severe	152/108	+	0	Assisted breech	A.	
7	1633	21	1	42	Fair	...	1	1	Post-partum	Trace	Severe	160/86	-	0	Normal ...	A.	

ACCIDENTAL ANTE PARTUM HAEMORRHAGE

19 Cases.											
No Mother died.											
8 Infants were stillborn, and 1 died, a foetal mortality of 47%.											
Case No.	Reg. No.	Age	Grav. id a rity	Condition on Admission	If in Labour	Albumen	Treatment	Blood Transfusion	Result	Amount of Bleeding Concealed	Remarks
BOOKED											
1	42/1503	27	1	34	Good	No	A.	...	Discharged undelivered
2	42/1528	24	1	33	Good	No	A.	...	
3	90	23	1	35	Good	No	A.	...	
4	322	34	1	41	Good	No	A.R.M. Pugging...	...	A.	...	
5	313	21	1	38	Good	No	Drug induction	...	A.	...	
6	496	38	7	38	Good	No	A.	...	
7	577	36	4	37	Poor	Yes	A.R.M.	60 oz.	SB.	...	
8	652	31	1	30	Good	No	SB.	...	
9	662	33	1	33	Good	No	SB.	...	
10	788	28	2	38	Poor	Yes	A.R.M.	40 oz.	SB.	...	
11	1290	39	2	34	Good	No	A.R.M.	...	A.	...	
12	1458	30	2	40	Good	Yes	D.	...	
13	1567	29	2	32	Good	Yes	A.R.M.	...	A.	...	
14	1792	22	2	39	Fair	No	A.R.M.	...	A.	...	
15	1732	34	6	34	Good	No	A. SB.	Twins	
EMERGENCY											
16	42/1497	32	1	42	Good	Yes	A.	...	Placental separation after version
17	1109	24	1	33	Good	No	SB.	...	
18	1405	38	8	36	Good	No	A.R.M.	...	A.	...	
19	1597	33	2	34	Poor	No	A.R.M.	20 oz.	SB.	...	
											Severe
											10 oz.
											—
											Slight
											—
											Slight
											—
											Slight
											—
											Slight
											—
											Slight
											—
											Slight
											—
											Slight
											—
											Slight
											—
											Slight
											—
											Slight
											—
											Slight
											—
											Slight
											—
											Slight
											—
											Slight
											—
											Slight
											—
											Slight
											—
											Slight
											—
											Slight
											—
											Slight
											—
											Slight
											—
											Slight
											—
											Slight
											—
											Slight
											—
											Slight
											—
											Slight
											—
											Slight
											—
											Slight
											—
											Slight
											—
											Slight
											—
											Slight
											—
											Slight
											—
											Slight
											—
											Slight
											—
											Slight
											—
											Slight
											—
											Slight
											—
											Slight
											—
											Slight
											—
											Slight
											—
											Slight
											—
											Slight
											—
											Slight
											—
											Slight
											—
											Slight
											—
											Slight
											—
											Slight
											—
											Slight
											—
											Slight
											—
											Slight
											—
											Slight
											—
											Slight
											—
											Slight
											—
											Slight
											—
											Slight
											—
											Slight
											—
											Slight
											—
											Slight
											—
											Slight
											—
											Slight
											—
											Slight
											—
											Slight
											—
											Slight
											—
											Slight
											—
											Slight
											—
											Slight
											—
											Slight
											—
											Slight
											—
											Slight
											—
											Slight
											—
											Slight
											—
											Slight
											—
											Slight
											—
											Slight
											—
											Slight
											—
											Slight
											—
											Slight
											—
											Slight
											—
											Slight
											—
											Slight
											—
											Slight
											—
											Slight
											—
											Slight
											—
											Slight
											—
											Slight
											—
											Slight
											—
											Slight
											—
											Slight
											—
											Slight
											—
											Slight
											—
											Slight
											—
											Slight
											—
											Slight
											—
											Slight
											—
											Slight
											—
											Slight
											—
											Slight
											—
											Slight
											—
											Slight
											—
											Slight
											—
											Slight
											—
											Slight
											—
											Slight
											—
											Slight
											—
											Slight
											—
											Slight
											—
											Slight
											—
											Slight
											—
											Slight
											—
											Slight
											—
											Slight
											—
											Slight
											—
											Slight
											—
											Slight
											—
											Slight
											—
											Slight
											—
											Slight
											—
											Slight
											—

PLACENTA PRAEVIA

Case No.	Reg. No.	Age	Grav. id a rity	Condition on Admission	If in Labour	Variety	Treatment	Blood Transfusion	Result		
									M.	C.	
7 Cases.											
3 Infants were stillborn and 1 died, a foetal mortality of 57%.											
No Mother died.											
BOOKED											
1	512	38	1	34	Good	Yes	A.	A.	
2	842	33	2	38	Good	Yes	A.	D.	
3	1059	27	3	36	Good	No	A.	SB.	
4	1838	32	5	41	Good	No	A.R.M.	...	A.	A.	
5	452	32	1	40	Good	No	A.R.M.	...	A.	A.	
							Lower segment ;	40 oz.	A.	A.	
							section				
EMERGENCY											
6	827	42	4	41	Poor	Yes	Willet's forceps to breech	20 oz.	A.	SB.	
7	1454	38	8	35	Fair	No	Upper segment, Caesarean section	40 oz.	A.	SB.	

PERSISTENT POSTERIOR POSITION OF THE OCCIPUT AND TRANSVERSE ARREST

43 Cases.

No Mother died.

Two infants were stillborn, a foetal mortality of 4.7%.

Case No.	Reg. No.	Age	Gravida	Maturity	Position of Occiput	Treatment	Result M. C.	Weight of Child	Episiotomy or Tear	Remarks
BOOKED										
1942/										
1	264	25	1	40	R.O.P.	Spontaneous, face to pubes ...	A. A.	7 0	Episiotomy	
2	417	31	1	40	L.O.P.	Spontaneous, face to pubes ...	A. A.	5 7½	Tear	
3	413	27	1	38	R.O.P.	Spontaneous, face to pubes ...	A. A.	6 8	Tear	
4	580	27	1	39	L.O.P.	Spontaneous, face to pubes ...	A. A.	9 0	Episiotomy	
5	673	25	1	40	L.O.P.	Spontaneous, face to pubes ...	A. A.	7 10	Tear	
6	697	28	1	39	L.O.P.	Spontaneous, face to pubes ...	A. A.	6 13		
7	846	29	2	40	R.O.P.	Spontaneous, face to pubes ...	A. A.	9 15	—	
8	778	18	1	40	R.O.P.	Spontaneous, face to pubes ...	A. A.	7 2	—	
9	1005	21	1	40	L.O.P.	Spontaneous, face to pubes ...	A. A.	8 5		
10	1001	27	1	38	R.O.P.	Spontaneous, face to pubes ...	A. A.	6 9½		
11	1137	32	4	38	L.O.P.	Spontaneous, face to pubes ...	A. A.	6 15	—	1st twin
12	1403	22	1	42	L.O.P.	Spontaneous, face to pubes ...	A. A.	7 7½	—	
13	1409	22	1	40	L.O.P.	Spontaneous, face to pubes ...	A. A.	6 10	—	
14	1463	21	1	40	R.O.P.	Spontaneous, face to pubes ...	A. A.	6 14	—	Inertia
15	1533	29	1	40	L.O.P.	Spontaneous, face to pubes ...	A. A.	6 8	Episiotomy	
16	1721	34	2	40	R.O.P.	Spontaneous, face to pubes ...	A. A.	8 3	—	
17	1664	36	2	40	L.O.P.	Spontaneous, face to pubes ...	A. A.	7 4	—	
18	1553	29	1	40	L.O.P.	Spontaneous, face to pubes ...	A. A.	6 8	Episiotomy	
19	1473	30	1	39	L.O.P.	Spontaneous, face to pubes ...	A. A.	6 9	—	
20	1481	25	2	40	L.O.P.	Spontaneous, face to pubes ...	A. A.	9 2	—	
21	1798	24	1	41	L.O.P.	Spontaneous, face to pubes ...	A. A.	8 1½	—	Inertia
22	1454	51	10	40	L.O.P.	Manual rotation, forceps ...	A. A.	8 1	—	
23	23	32	1	40	L.O.P.	Manual rotation, forceps ...	A. A.	6 5	Episiotomy	
24	386	31	1	42	R.O.P.	Manual rotation, forceps ...	A. A.	8 0	Episiotomy	
25	208	29	1	39	L.O.P.	Manual rotation, forceps ...	A. A.	6 1	Episiotomy	
26	512	38	1	34	L.O.P.	Manual rotation, forceps ...	A. A.	5 12	Tear	
27	351	33	1	40	R.O.P.	Manual rotation, forceps ...	A. A.	5 10	Episiotomy	Inertia
28	566	31	1	43	L.O.P.	Manual rotation, forceps ...	A. A.	7 0	Episiotomy	Inertia
29	715	22	1	40	R.O.L.	Manual rotation, forceps ...	A. A.	6 8	Episiotomy	
30	897	23	1	40	R.O.P.	Manual rotation, forceps ...	A. SB.	7 11	Episiotomy	
31	1023	26	1	40	L.O.P.	Manual rotation, forceps ...	A. A.	8 14	Episiotomy	Inertia
32	1438	22	1	40	L.O.P.	Manual rotation, forceps ...	A. A.	8 3	—	
33	1570	33	1	40	L.O.P.	Manual rotation, forceps ...	A. A.	6 14	Episiotomy	
34	1564	28	1	40	L.O.L.	Manual rotation, forceps ...	A. A.	7 3	Episiotomy	
35	1694	29	1	39	L.O.L.	Manual rotation, forceps ...	A. A.	8 14	Episiotomy	
36	142	36	2	42	R.O.P.	Forceps, face to pubes ...	A. A.	8 8	Episiotomy	
37	149	28	1	40	R.O.P.	Forceps, face to pubes ...	A. A.	7 4	Episiotomy	
38	1076	29	1	37	L.O.P.	Forceps, face to pubes ...	A. SB.	5 10	Episiotomy	
39	1284	34	1	40	L.O.P.	Forceps, face to pubes ...	A. A.	8 0	Episiotomy	Inertia
40	1738	36	1	41	R.O.P.	Forceps, face to pubes ...	A. A.	8 1	Episiotomy	
41	1903	26	1	40	R.O.P.	Forceps, face to pubes ...	A. A.	7 10	Episiotomy	
42	1955	32	1	41	R.O.P.	Forceps, face to pubes ...	A. A.	9 0	Third degree tear	
43	1974	29	1	42	L.O.P.	Forceps, face to pubes ...	A. A.	7 8	Episiotomy	

FACE AND BROW PRESENTATIONS (excluding anencephaly)

Case No.	Reg. No.	Age	Gravida	Maturity	Position	Treatment	Result M. C.	Weight of Child	Episiotomy or Tear	Remarks
1	543	34	1	40	L.M.A.	—	A. D.	6 12	Episiotomy	Intestinal atresia
2	547	30	2	36	Face	—	A. A.	5 13	Tear	2nd Twin
3	1850	21	2	40	Mento-anterior	—	A. A.	9 7	—	
4	1988	30	1	40	R.M.A.	—	A. A.	6 10	—	

UNCOMPLICATED BREECH DELIVERIES

28 Cases.

No Mother died.

9 Infants were stillborn, and 1 died, a foetal mortality of 33% (2 pairs of twins).

Case No.	Reg. No.	Age	Gravida	Maturity	Legs Flexed or Extended	Method of delivery	Result M. C.	Weight of Child	Episiotomy or Tear	Remarks
BOOKED										
1	76	26	1	36	Flexed	Unassisted	A. A.	5 3	Tear	1st Twin
2	96	31	1	43	Flexed	Unassisted	A. A.	5 1	—	1st Twin
3	134	37	2	37	Flexed	Unassisted	A. A.	5 7	—	
4	676	30	3	38	Flexed	Unassisted	A. SB.	4 9	—	Macerated, twin
5	930	35	2	30	Flexed	Unassisted	A. SB.	2 9	—	Macerated
6	1167	20	1	34	Flexed	Unassisted	A. A.	6 7	—	
7	1137	32	4	38	Flexed	Unassisted	A. A.	6 15	—	2nd twin
8	1569	30	1	32	?	Unassisted	A. SB.	—	—	Macerated
9	1922	22	1	33	Flexed	Unassisted	A. D.	3 15	—	2nd twin
10	847	31	1	41	Flexed	Burns and Marshall method	A. A.	7 4	Episiotomy	
11	949	21	1	40	Flexed	Burns and Marshall method	A. A.	5 3	—	2nd twin
12	173	22	1	39	Extended	Unassisted	A. A.	6 4	Episiotomy	
13	293	21	1	41	Extended	Unassisted	A. A.	7 10	Episiotomy	
14	1171	34	2	40	Extended	Unassisted	A. A.	6 12	—	
15	1334	42	1	40	Extended	Unassisted	A. A.	6 2	Episiotomy	
16	1431	31	4	40	Extended	Unassisted	A. A.	5 14	—	1st twin
17	528	22	2	34	Extended	Legs and arms brought down, jaw and shoulder traction	A. SB.	4 9	—	
18	429	36	10	40	Extended	Legs and arms brought down	A. SB.	11 9	—	Inertia
19	1237	26	1	40	Extended	Legs and arms brought down, Burns and Marshall method	A. A.	7 8	Episiotomy	
20	1825	35	2	40	Extended	Arms brought down	A. A.	4 14	—	
21	1777	38	2	35	Extended	Burns and Marshall	A. A.	5 15	—	
22	1942/1389	27	1	38	Extended	Legs and arms brought down	A. A.	4 1	Episiotomy	Twins
					Extended	Unassisted	A. A.	4 2	—	
23	1539	28	3	40	Flexed	Unassisted	A. A.	5 11	—	Twins
					Flexed	Unassisted	A. A.	7 4	—	
EMERGENCY										
24	518	29	1	40	Extended	Burns and Marshall method	A. A.	6 13	Episiotomy	
25	1021	29	1	40	Extended	Arms brought down, forceps to after-coming head	A. SB.	7 2	Episiotomy	
26	1009	24	1	32	Extended	Burns and Marshall method	A. SB.	4 7	Episiotomy	Placental separation at antenatal version
27	909	33	1	40	Extended	Burns and Marshall method	A. SB.	7 4	Episiotomy	F.N.N.H. before delivery
28	1079	31	1	39	Extended	Legs and arms brought down, jaw and shoulder traction	A. SB.	6 14	Tear	

COMPLICATED BREECH DELIVERIES (EXCLUDING BREECH BY VERSION)

16 Cases.

No Mother died.

6 Infants were stillborn, and 2 died, a foetal mortality of 50%.

Case No.	Reg. No.	Age	Gravida	Maturity	Complication	Treatment	Result M. C.	Weight of Child	Episiotomy or Tear	Remarks
BOOKED										
1	1942/1450	43	1	34	Toxaemia ...	Unassisted	A. A.	4 4	Episiotomy	
2	1942/1543	32	3	33	Toxaemia ...	Unassisted	A. A.	3 12	—	
3	70	32	5	36	Anencephaly ...	Unassisted	A. SB.	3 6	—	
4	842	33	2	39	Placenta praevia ...	Unassisted	A. D.	3 9	—	
5	1567	29	2	32	Accidental A.P.H.	Unassisted	A. D.	4 7	—	
6	1732	34	6	34	Accidental A.P.H., Prolapsed cord	Groin traction, jaw and shoulder traction	A. A.	5 0	—	1st twin
7	1782	25	1	40	Slight outlet contraction, Transverse 3.9 ins.	Forceps to after-coming head	A. A.	7 13	Episiotomy	
8	1813	25	1	37	Mitral stenosis ...	Unassisted	A. A.	5 4	—	
EMERGENCY										
9	1942/1523	27	1	39	Toxaemia ...	Unassisted	A. A.	5 10	—	
10	1429	34	1	30	Toxaemia ...	A.R.M. Unassisted	A. SB.	2 4	—	
11	1867	23	1	41	Eclampsia ...	Arms brought down. Forceps to after-coming head	A. A.	8 3	Tear	
12	1819	37	3	29	Hypertension ...	A.R.M. Unassisted	A. SB.	—	—	
13	1212	32	2	40	Toxaemia and prolapsed cord	Unassisted	A. A.	6 15	—	1st twin Mitral stenosis
14	827	42	4	41	Placenta praevia ...	Willet's forceps to breech	A. SB.	6 10	—	
15	1597	33	2	34	Accidental A.P.H.	Legs brought down Extraction	A. SB.	3 11	—	
16	1307	31	1	35	Hydramnion, Anencephaly	Unassisted	A. SB.	3 6	—	

SHOULDER PRESENTATIONS

Case No.	Reg. No.	Age	Gravida	Maturity	Complication	Treatment	Result M. C.	Weight of Child	Episiotomy or Tear	Remarks
BOOKED										
1	1942/1525	28	1	39	1st twin	A. SB.	1 13	—	Macerated
2	414	21	1	34	Prolapsed cord ...	Version failed, removal of arm, forceps	A. SB.	4 6	Episiotomy	
3	1538	29	1	34	...	Spontaneous evolution	A. SB.	3 15	—	

VERSION BEFORE LABOUR

Ante-natal Version was attempted in 94 cases.

						Success	Failure
Primiparae	With anaesthesia	18	3
	Without anaesthesia	37	3
Multiparae	With anaesthesia	3	1
	Without anaesthesia	28	1

No Mother died.

Four babies were stillborn (B.414, E.1009, E.1180, B.1280), a foetal mortality of 4.3%.

PROLAPSE OF CORD

Case No.	Reg. No.	Age	Gravida	Maturity	Size of os when diagnosed	Treatment	Result M. C.	Complications	Remarks
BOOKED									
1	30	27	2	40	Three fingers ...	Postural. Forceps	A. A.		
2	414	21	1	34	Full ...	Version failed, forceps after removal of arm	A. SB.	Shoulder presentation	
3	1533	29	1	40	Full	A. A.		
4	1494	27	1	41	Full ...	Forceps ...	A. SB.		
5	1688	25	3	38	Full ...	Reposition and forceps	A. D.	Prolapsed hand	
6	1732	34	6	34	Full ...	Breech extraction	A. A.	1st twin Accidental A.P.H.	
EMERGENCY									
7	1212	32	2	40	Two fingers ...	Trendelenburg position...	A. A.	1st twin, toxaemia	

PRIMARY UTERINE INERTIA

61 Cases.

One Mother died, a maternal mortality of 1.6%.

4 Infants were stillborn, and 2 died, a fetal mortality of 9.8%.

The definition of Primary Uterine Inertia taken in this Hospital is that the first stage shall have lasted 48 hours or more, in the absence of disproportion or contraction ring, the delay being due to weak or insufficient uterine contractions.

Case No.	Reg. No.	Age	Grav. idia	Matu- rity	Position of Fetus At Onset	Other Obstetric Abnormalities	Rupture of Membranes	Time of Duration of Labour	Treatment	Method of Delivery	Weight of Child lb. oz.	Result of Child M. C.	Remarks
BOOKED													
1	25	23	1	40	L.O.P.	L.O.A.	...	6	76	2 40	Acetylcholine. Sedative
2	141	22	1	39	L.O.A.	L.O.A.	...	7	71	2 30	Sedative
3	203	22	1	40	R.O.P.	R.O.A.	...	4	56	1 30	Sedative
4	209	22	1	40	L.O.P.	L.O.A.	...	14	76	1 30	Sedative
5	386	31	1	42	R.O.P.	R.O.P.	...	25	52	3 0	Acetylcholine. Sedative
6	339	31	1	42	L.O.A.	L.O.A.	...	?	52	1 50	Sedative
7	286	27	1	41	R.O.P.	R.O.A.	...	24	107	2 40	Sedative
8	300	34	1	40	R.O.L.	R.O.A.	Toxemia	112	150	3 0	Acetylcholine
9	246	30	1	41	R.O.P.	R.O.A.	...	12	54	2 0	Sedative
10	235	26	1	41	L.O.P.	L.O.A.	...	3	53	2 10	Sedative
11	258	34	1	40	L.O.P.	L.O.A.	...	12	48	1 15	Sedative
12	291	30	1	40	R.O.A.	R.O.A.	Toxemia. Drug induction	57	53	1 40	Acetylcholine. Sedative
13	196	32	2	42	L.O.A.	L.O.A.	?	?	100	0 22
14	539	26	1	40	L.O.L.	L.O.A.	...	20	56	1 20	Sedative
15	523	22	1	40	L.O.P.	L.O.A.	...	5	98	0 45	Sedative
16	519	21	1	42	L.O.P.	L.O.A.	...	6	72	1 25	Sedative
17	460	22	1	40	L.O.A.	L.O.A.	...	36	53	1 15	Sedative
18	406	26	1	42	L.O.P.	L.O.A.	...	7	53	4 5	Sedative
19	351	33	1	40	R.O.P.	R.O.P.	...	36	71	0 35	Sedative. Pitocin
20	429	36	10	40	Breech	63	54	7 30	Sedative
21	566	31	1	43	L.O.P.	L.O.A.	...	99	74	0 33	Acetylcholine. Sedative
22	574	26	1	41	L.O.A.	L.O.A.	...	60	96	2 15	Sedative. Incision of cervix
23	619	29	1	42	L.O.A.	L.O.A.	...	4	49	...	Sedative
24	625	25	1	41	R.O.P.	R.O.A.	...	32	64	4 0	Sedative
25	629	32	1	42	L.O.L.	L.O.A.	...	26	78	1 15	Acetylcholine. Sedative
26	706	34	1	40	R.O.A.	R.O.A.	...	97	100	1 0	Sedative
27	549	41	1	43	L.O.P.	L.O.A.	...	8	50	...	Sedative. Stillboestrol. Pitocin
28	794	30	1	42	L.O.P.	L.O.A.	Hydramnios. A.R.M.	74	63½	5 35	Acetylcholine. Sedative
29	614	26	1	40	L.O.P.	L.O.A.	Toxemia	119	55	2 30	Sedative
30	759	28	1	42	L.O.P.	L.O.A.	...	51	73	1 30	Sedative
31	861	27	1	40	L.O.A.	L.O.A.	Toxemia	61	52	2 0	Sedative
32	880	29	1	40	L.O.L.	L.O.A.	...	3	48½	0 30	Sedative
33	1024	29	1	40	R.O.P.	R.O.A.	...	49	88	2 0	Acetylcholine. Sedative
34	1023	26	1	40	L.O.P.	L.O.A.	...	44	92	2 50	Acetylcholine. Sedative

P.P.H.

P.P.H.

PRIMARY UTERINE INERTIA—continued

Case No.	Reg. No.	Age	Grav. idia	Matu- rity	Position of Fetus At Onset	Other Obstetric Abnormalities	Time of Rupture of Membranes	Duration of Labour 1st st. 2nd st.	Treatment	Method of Delivery	Weight of Child lb. oz.	Result M. C.	Remarks
BOOKED													
35	1002	33	1	40	R.O.P.	R.O.A.	...	126	—	Forceps	9 1	D.	
36	1075	38	1	39	L.O.L.	L.O.L.	...	96	Oestrin and Acetylcholine Sedative. Manual dilatation	...	8 10	A.	Puerperal ileus P.P.H.
37	1291	28	1	42	R.O.A.	R.O.A.	...	61	Sedative	...	7 12	A.	
38	1284	34	1	39	L.O.P.	P.O.P.	...	85	Oestrin and pitocin. Sedative	...	8 0	A.	
39	1363	31	1	40	R.O.A.	R.O.A.	...	96	Acetylcholine. Sedative	...	8 3	A.	
40	1417	34	1	40	R.O.P.	R.O.A.	...	64	Sedative	...	8 2	A.	
41	1436	21	1	40	R.O.P.	P.O.P.	...	58	Sedative	...	6 14	A.	
42	1438	22	1	40	L.O.P.	P.O.P.	...	72	Sedative	...	8 3	A.	
43	1546	39	1	40	L.O.P.	L.O.A.	...	38½	Acetylcholine. Sedative	...	8 4	A.	SB.
44	1577	33	1	42	L.O.A.	L.O.A.	...	68	Oestrin. Sedative	...	7 10	A.	
45	1609	30	1	36	L.O.A.	L.O.A.	...	51	Sedative	...	5 14	A.	
46	1487	26	1	40	R.O.P.	R.O.P.	...	2	Sedative	...	5 3	A.	
47	1738	36	1	40	R.O.P.	R.O.P.	...	30	Acetylcholine. Sedative	...	8 1	A.	
48	1686	33	1	42	R.O.P.	R.O.A.	...	36	Acetylcholine. Sedative	...	7 12	A.	P.P.H.
49	1645	26	1	41	L.O.P.	L.O.A.	...	23	Sedative	...	8 7	A.	
50	1794	29	1	40	R.O.A.	R.O.A.	...	22	Acetylcholine. Sedative	...	8 1	A.	
51	1798	24	1	41	L.O.P.	P.O.P.	...	80	Sedatives	...	7 5	A.	
52	1817	27	1	40	R.O.L.	R.O.A.	...	24	Oestrin and Pitocin. Sedatives	...	7 4	A.	
53	1820	27	1	40	L.O.L.	L.O.A.	...	39	Sedatives	...	7 10	A.	
54	1903	26	1	40	R.O.P.	P.O.P.	...	45	Acetylcholine. Sedatives	...	7 2	A.	
55	1883	29	1	39	L.O.L.	L.O.A.	...	26	Sedatives	
EMERGENCY													
56	42/1536	33	2	30	L.O.P.	L.O.P.	...	73	Stillboestrol. Pitocin	...	3 14	D.	
57	518	29	1	40	R.S.A.	R.S.A.	...	84	Sedative	...	6 13	A.	
58	498	28	5	38	L.O.A.	L.O.A.	...	5 min.	Sedative	...	6 10	A.	Macerated
59	660	28	2	41	R.O.P.	R.O.A.	...	48	Sedative	...	7 5	A.	
60	756	24	1	40	R.O.A.	R.O.A.	...	17	Sedative	...	8 10	A.	
61	755	32	1	40	R.O.A.	R.O.A.	...	123	Sedative	...	6 14	A.	

POST-PARTUM HÆMORRHAGE

52 Cases.
No Mother died.

Case No.	Reg. No.	Age	Gravida	Maternity	Method of Delivery	Duration of Labour	Type of Hæmorrhage	Cause or predisposing Factor	Amount of Bleeding	Treatment	Blood Transf.	Result to Mother	Remarks
1	1	22	1	40	Normal	32	Before delivery of placenta	...	30 oz.	Manual removal	...	A.	
2	13	20	1	40	Normal	25½	Before and after delivery of placenta	...	25 oz.	Expression, Ergometrine	...	A.	
3	53	27	1	40	Normal	28	Before delivery of placenta	...	30 oz.	Expression	...	A.	
4	78	22	1	40	Normal	31	After delivery of placenta	...	30 oz.	Pitocin, Ergometrine	...	A.	
5	130	30	1	40	Normal	32	Before delivery of placenta	...	40 oz.	Manual removal	40 oz.	A.	
6	140	28	3	42	Normal	13	After delivery of placenta	...	30 oz.	Pitocin, Ergometrine	...	A.	
7	265	22	1	40	Normal	10½	After delivery of placenta	...	60 oz.	Pitocin, Ergometrine	...	A.	
8	593	39	2	40	Forceps	48	Before and after delivery of placenta	Inertia	30 oz.	Expression	40 oz.	A.	
9	632	31	1	30	Normal	11	After delivery of placenta	Concealed	25 oz.	A.	
10	701	37	1	39	Normal	29	Before delivery of placenta	A.P.H.	25 oz.	Expression	...	A.	Previous C.S.
11	876	26	3	40	Normal	12	Before and after delivery of placenta	Hydramnion, Pitocin	22 oz.	Ergometrine, Pitocin	...	A.	
12	794	30	1	42	Forceps	69	After delivery of placenta	...	20 oz.	Ergometrine, Pitocin	...	A.	
13	731	24	1	40	Normal	18	Before delivery of placenta	...	30 oz.	Expression	...	A.	
14	789	37	2	40	Normal	5½	After delivery of placenta	...	30 oz.	Ergometrine	...	A.	Previous manual removal
15	769	33	3	40	Normal	28	After delivery of placenta	Twins	35 oz.	Ergometrine, Pitocin	...	A.	
16	742	20	1	41	Normal	22	Before and after delivery of placenta	...	25 oz.	Ergometrine, Pitocin	...	A.	
17	816	34	1	40	Normal	4½	Before and after delivery of placenta	...	20 oz.	Ergometrine, Pitocin	...	A.	
18	860	22	1	40	Normal	15	Before and after delivery of placenta	...	20 oz.	Ergometrine, Pitocin	...	A.	
19	753	31	1	40	Normal	5½	Before delivery of placenta	Contraction ring	25 oz.	Manual removal	...	A.	
20	960	20	1	37	Normal	5½	Before and after delivery of placenta	...	30 oz.	Ergometrine, Pitocin	...	A.	
21	903	26	1	40	Normal	9	Before delivery of placenta	...	30 oz.	Manual removal	...	A.	
22	1023	26	1	40	Forceps	96	Before and after delivery of placenta	Inertia	25 oz.	Expression	...	A.	
23	1008	26	1	40	Normal	4½	After delivery of placenta	...	30 oz.	Ergometrine, Pitocin	...	A.	Morbid
24	954	26	1	40	Normal	14½	Before removal of placenta	...	20 oz.	Expression	...	A.	
25	1054	27	2	40	Normal	3½	Before and after delivery of placenta	...	20 oz.	Ergometrine	...	A.	
26	990	25	1	40	Normal	22	Before delivery of placenta	...	30 oz.	Expression	...	A.	
27	982	32	1	40	Normal	12	Before and after delivery of placenta	...	20 oz.	Ergometrine, Pitocin	...	A.	
28	1284	34	1	39	Forceps	89	After delivery of placenta	Inertia	30 oz.	Ergometrine, Pitocin	...	A.	
29	1389	26	2	40	Normal	14	After delivery of placenta	...	22 oz.	Ergometrine, Pitocin	...	A.	
30	1456	27	1	40	Normal	16	Before and after delivery of placenta	...	30 oz.	Manual removal	...	A.	
31	1584	30	1	40	Normal	41	After delivery of placenta	...	26 oz.	Ergometrine, Pitocin	...	A.	
32	1530	20	1	40	Normal	34	Before and after delivery of placenta	...	25 oz.	Manual removal	...	A.	
33	1485	34	2	40	Normal	2½	Before delivery of placenta	...	40 oz.	Manual removal	60 oz.	A.	
34	1630	35	4	42	Normal	6½	Before removal of placenta	...	30 oz.	Manual removal	20 oz.	A.	
35	1722	37	1	38	Forceps	19	Before delivery of placenta	...	25 oz.	Manual removal	...	A.	
36	1702	18	1	41	Normal	16	After delivery of placenta	...	25 oz.	Ergometrine, Pitocin	...	A.	
37	1689	28	1	40	Normal	36	After delivery of placenta	...	30 oz.	Ergometrine, Pitocin	20 oz.	A.	

POST-PARTUM HÆMORRHAGE—continued

Case No.	Reg. No.	Age	Grav. id a rity	Method of Delivery	Duration of Labour	Type of Hæmorrhage	Cause or predisposing Factor	Amount of Bleeding	Treatment	Blood Tjansf. Mother	Result to Mother	Remarks
BOOKED												
38	1674	20	1	40	Normal	... 27	Before delivery of placenta	Expression ...	20 oz.	...	A.
39	1652	31	3	41	Normal	... 12	Before delivery of placenta	Ergometrine. Pitocin	20 oz.	...	A.
40	1794	29	1	40	Forceps	... 81	Before delivery of placenta	Manual removal ...	20 oz.	...	A.
41	1817	27	1	40	Normal	... 55	Before and after delivery of placenta	Ergometrine. Pitocin	A.
42	1832	29	1	42	Forceps	... 43	Before and after delivery of placenta	Ergometrine. Pitocin	A.
43	1837	32	3	41	Normal	... 10	After delivery of placenta	Ergometrine. Pitocin	A.
44	1849	37	1	42	Forceps	... 42	Before and after delivery of placenta	Suture ...	25 oz.	...	A.
45	1853	31	2	40	Normal	... 12	Before delivery of placenta	Expression ...	22 oz.	...	A.
46	1925	25	1	42	Normal	... 25	Before delivery of placenta	Manual removal ...	30 oz.	...	A.
47	1926	28	1	39	Normal	... 18½	After delivery of placenta	Ergometrine. Pitocin	35 oz.	...	A.
48	1974	29	1	42	Forceps	... 32	Before and after delivery of placenta	Ergometrine. Pitocin	30 oz.	...	A.
EMERGENCY												
49	1860	30	1	40	Normal	... 12	Secondary hæmorrhage	Infection ...	20 oz.	...	A.
50	1196	32	4	42	Normal	... 7½	After delivery of placenta	Ergometrine. Pitocin	40 oz.	...	A.
51	1770	23	1	40	Normal	... ?	Before delivery of placenta	Expression ...	20 oz.	...	A.
52	1454	38	8	35	Cæsarean section	... Not in labour	After delivery of placenta	Placenta prævia... Pitocin	30 oz.	...	A.

INDUCTION OF LABOUR (SPONTANEOUS DELIVERY)

150 Cases (Primigravidae, 92; Multigravidae, 58).
No Mother died.

16 Infants were stillborn, and 2 died, a foetal mortality of 12%.

Case No.	Reg. No.	Age	Grav. idia	Matu- rity	Indication	Any Pelvic Abnormality	Duration of Labour 1st stg. 2nd st.	Weight lb. oz.	Child Length	Circum. of Head M. C.	I.D.I.	Drug	Method	Instrumental	Remarks
1	42/1389	27	1	38	Toxaemia	...	37	1 10	4 1	18	13	A. A.	A. A.	...	Previous failed
2	42/1484	36	4	32	Toxaemia	...	2 1/2	0 5	4 4	—	—	A. D.	A. A.	...	Previous failed
3	42/1501	28	1	38	Toxaemia	...	6 1/2	1 10	5 1	20	13 1/2	A. A.	A. A.	...	Breech
4	42/1543	32	3	33	Toxaemia	...	1	0 7	3 12	—	—	A. A.	A. A.
5	36	42	8	39	Toxaemia	...	7	0 12	9 3	23	13 1/2	A. A.	A. A.
6	73	27	1	39	Toxaemia	...	15	0 30	8 2	21 1/2	18 1/2	A. A.	A. A.
7	95	32	1	32	Toxaemia	...	14	0 15	1 12	—	—	A. SB.	A. A.
8	126	35	1	40	Toxaemia	...	15	4 45	8 0	22	13 1/2	A. A.	A. A.
9	215	31	1	40	Toxaemia	...	9 1/2	1 15	6 10	21	12 1/2	A. A.	A. A.
10	261	26	1	40	Toxaemia	...	8	1 15	7 10	21	13	A. A.	A. A.
11	232	20	1	40	Toxaemia	...	4	0 30	6 4	21	13	A. A.	A. A.
12	298	25	1	40	Toxaemia	...	8 1/2	1 10	7 12	22	14 1/2	A. A.	A. A.	...	Previous drug induction
13	291	30	1	40	Toxaemia	...	5 1/2	1 40	6 12	21	12 1/2	A. A.	A. A.	...	Previous failed
14	279	27	1	38	Toxaemia	...	9 1/2	0 50	7 5	21	13	A. A.	A. A.
15	216	26	1	42	Toxaemia	...	5	1 30	6 15	20 1/2	12	A. A.	A. A.
16	495	23	1	38	Toxaemia	...	5 1/2	1 20	7 14	20 1/2	13 1/2	A. A.	A. A.
17	457	31	1	38	Toxaemia	...	4 1/2	1 30	7 2	21	12	A. A.	A. A.
18	465	42	2	40	Toxaemia	...	9	0 45	8 0	22	14 1/2	A. A.	A. A.
19	378	23	1	37	Toxaemia	...	8	1 0	7 4	22	13	A. A.	A. A.
20	379	40	9	37	Toxaemia	...	9	0 00	5 12	—	—	A. SB.	A. A.
21	521	20	1	34	Toxaemia	...	5	0 40	4 2	18	13	A. A.	A. A.
22	551	19	1	36	Toxaemia	...	3	0 30	4 12	21 1/2	13	A. A.	A. A.
23	585	20	1	37	Toxaemia	...	12 1/2	1 5	3 14	19	13	A. A.	A. A.
24	608	24	1	42	Toxaemia	...	14 1/2	5 30	9 14	23	15	A. A.	A. A.	...	Previous drug induction
25	653	32	3	38	Toxaemia	...	2 1/2	0 15	7 2	22 1/2	14	A. A.	A. A.	...	Previous failed
26	661	22	1	36	Toxaemia	...	17	2 0	5 9	18 1/2	12	A. A.	A. A.	...	Previous drug induction
27	667	30	2	39	Toxaemia	...	5 1/2	0 30	7 8	22 1/2	13 1/2	A. A.	A. A.	...	Two previous drug induc- tions failed
28	690	36	1	36	Toxaemia	...	4 1/2	0 55	4 15	19 1/2	12	A. A.	A. A.	...	Previous drug induction
29	886	33	1	40	Toxaemia	...	16	2 45	6 3	18	12 1/2	A. A.	A. A.	...	Previous failed
30	614	26	1	40	Toxaemia	...	5 1/2	2 30	5 11	22	12	A. A.	A. A.	...	Two previous drug induc- tions failed
31	729	22	1	38	Toxaemia	...	25	0 50	5 9	19	12	A. A.	A. A.	...	Previous drug induction
32	730	22	2	36	Toxaemia	...	22	0 5	5 4	17	12	A. A.	A. A.
33	793	27	2	40	Toxaemia	...	6	0 15	5 7	17	12 1/2	A. A.	A. A.
34	804	34	1	40	Toxaemia	...	6	1 45	8 6	23	13	A. A.	A. A.
35	806	30	1	35	Toxaemia	...	6	0 5	3 4	—	—	A. SB.	A. A.	...	Previous drug induction failed
36	807	25	1	41	Toxaemia	...	46	2 50	9 0	25	14	A. A.	A. A.	...	Previous drug induction failed
37	838	28	1	38	Toxaemia	...	10	1 55	7 11	20	13	A. A.	A. A.	...	Previous drug induction failed
38	861	27	1	40	Toxaemia	...	52	2 0	7 9	22	14	A. A.	A. A.	...	Previous drug induction failed

INDUCTION OF LABOUR (SPONTANEOUS DELIVERY)—continued

Case No.	Reg. No.	Age	Grav-ida-ry	Indication	Any Pelvic Abnormality	Duration of Labour	Child	Circum. Result	I.D.I.	Drug	Method	Remarks
No.	BOOKED					1st st.	2nd st.	Length of Head	M. C.			
39	892	17	1	Toxaemia	...	3	0 25	21	A.	O.B.E. Pitocin	...	
40	792	23	1	Toxaemia (Oedema)	...	5½	1 27	23	A.	O.B.E. Pitocin	...	
41	960	20	1	Toxaemia	...	4½	0 55	19	A.	...	A.R.M.	
42	871	26	1	Toxaemia	...	6	1 25	20	A.	...	A.R.M.	Previous drug induction failed
43	1051	30	3	Toxaemia	...	3½	0 20	21½	A.	...	A.R.M.	
44	1001	27	1	Toxaemia	...	11	6 55	20½	A.	O.B.E. Pitocin	...	
45	1043	33	2	Toxaemia	...	16	1 0	20½	A.	O.B.E. Pitocin	...	
46	1056	33	2	Toxaemia	...	3	0 27	21½	A.	...	A.R.M.	
47	1110	32	2	Toxaemia	...	4	1 0	22½	A.	...	A.R.M.	
48	1198	29	1	Toxaemia	...	13	1 45	22	A.	O.B.E. Pitocin	...	
49	1208	33	1	Toxaemia	...	30	2 40	20	A.	...	A.R.M.	
50	1335	34	2	Toxaemia	...	2	0 15	22	A.	...	A.R.M.	
51	1333	28	2	Toxaemia	...	14	0 5	17	A.	O.B.E. Pitocin	...	
52	1331	38	4	Toxaemia	...	3	0 1	21½	A.	...	A.R.M.	
53	1304	28	2	Toxaemia	...	5	0 15	16	A.	...	A.R.M.	
54	1295	34	4	Toxaemia	...	17	0 25	24	A.	O.B.E. Pitocin	...	Twins
55	1003	29	1	Toxaemia	...	6½	2 15	18½	A.	...	A.R.M.	
56	1375	28	1	Toxaemia	...	9	0 40	20	A.	...	A.R.M.	Previous drug induction failed
57	1393	33	2	Toxaemia	...	3	0 20	23	A.	...	A.R.M.	
58	1473	30	1	Toxaemia	...	39	3 5	21½	A.	...	A.R.M.	
59	1503	35	1	Toxaemia	...	15	0 5	23	A.	...	A.R.M.	
60	1631	21	1	Toxaemia	...	7½	1 30	20	A.	...	A.R.M.	
61	1550	27	1	Toxaemia	...	6½	1 0	18	A.	...	A.R.M.	
62	1710	30	1	Toxaemia	...	13	1 5	20	A.	...	A.R.M.	
63	1679	29	1	Toxaemia	...	9½	0 20	20	A.	...	A.R.M.	
64	1657	26	3	Toxaemia	...	9½	0 15	20	A.	O.B.E. Pitocin	...	Thrombophlebitis
65	1637	22	1	Toxaemia	...	8½	0 55	21	A.	...	A.R.M.	Two previous S.B.
66	1801	35	3	Toxaemia	...	7	0 15	13	A.	...	A.R.M.	Hydrannion
67	1828	28	3	Toxaemia	...	9	1 45	21	A.	O.B.E. Pitocin	...	
68	1890	34	4	Toxaemia	...	2	0 10	21	A.	...	A.R.M.	
69	70	32	5	Toxaemia; Anencephaly	...	10	0 20	3 5	A.	...	A.R.M.	
70	413	27	1	Hypertension	...	6	1 30	21	A.	O.B.E. Pitocin	...	
71	156	32	2	Hypertension	...	7	0 35	20	A.	...	A.R.M.	
72	515	33	1	Hypertension	...	2½	0 35	17½	A.	O.B.E. Pitocin	...	
73	622	35	4	Hypertension	...	6	0 20	24	A.	O.B.E. Pitocin	...	
74	731	24	1	Hypertension	...	16	1 35	24	A.	O.B.E. Pitocin	...	
75	902	33	2	Hypertension	...	10½	1 10	23	A.	O.B.E. Pitocin	...	
76	1778	23	1	Hypertension	Narrow outlet	7	0 35	22	A.	O.B.E. Pitocin	...	
77	1718	18	1	Hypertension	...	5	1 50	21	A.	...	A.R.M.	Morbid
78	1642	31	2	Hypertension	...	3½	0 15	21	A.	O.B.E. Pitocin	...	A.R.M. followed by two drug inductions failed
79	1819	37	3	Hypertension	...	4½	0 15	—	A.	...	A.R.M.	Previous drug induction failed
80	1900	33	7	Hypertension	...	1½	0 15	13	A.	O.B.E. Pitocin	...	Failed C.S.
81	38	31	2	Disproportion, generally contracted pelvis	...	—	—	20	A.	O.B.E. Pitocin	...	
82	280	22	1	? Disproportion, Hydrannion	...	33	2 0	22	A.	O.B.E. Pitocin	...	

INDUCTION OF LABOUR (SPONTANEOUS DELIVERY)—continued

Case No. BOOKED	Reg No.	Age	Grav- ida- rity	Indication	Any Pelvic Abnormality	Duration of Labour		Weight lb. oz.	Child Length	Circum. of Head M. C.	I.D.I.	Method		Remarks				
						1st st.	2nd st.					Drug	Instrumental					
83	500	22	1	40	Disproportion	...	17	3	0	7	4	21	13	A. A.	46	O.B.E. Pitocin	...	Previous drug induction failed
84	433	26	2	40	Disproportion	...	4	0	45	7	0	22	13	A. A.	3	O.B.E. Pitocin	...	Previous S.B.
85	468	28	2	40	Disproportion	...	27	1	0	8	2	21½	14	A. A.	36	O.B.E. Pitocin	...	Previous drug induction failed
86	609	20	1	41	Disproportion	...	34	1	10	8	11	22	13	A. A.	29	O.B.E. Pitocin	...	
87	858	35	2	40	Previous disproportion 12½ lb.; Hydramnios	...	14	0	45	9	7	22	13	A. A.	148	O.B.E. Pitocin	...	
88	1256	20	1	40	? Disproportion; transverse at inlet 4.7", A.P. at outlet 4.1"	...	28	1	0	7	7	20	13	A. A.	14½	O.B.E. Pitocin	...	
89	1566	40	1	40	Disproportion. A.P. at outlet 4"	...	5½	0	40	6	0	20	12½	A. A.	16	O.B.E. Pitocin	...	
90	1541	22	1	40	Disproportion	...	8½	3	45	9	10	23	15	A. A.	11	O.B.E. Pitocin	...	
91	1472	31	1	40	Disproportion	...	8	3	20	7	6	21½	14	A. A.	58	O.B.E. Pitocin	...	
92	1485	34	2	40	? Disproportion. Promontory reached	...	5½	0	15	7	9	21½	13½	A. A.	18	O.B.E. Pitocin	...	
93	1493	19	1	40	? Disproportion	...	29	1	0	7	11	23	13	A. A.	38	O.B.E. Pitocin	...	Mitral stenosis
94	1512	25	1	40	Disproportion. Promontory felt. Outlet con- tracted	...	27	4	5	5	11	20½	13	A. A.	44	O.B.E. Pitocin	...	Trial labour
95	1924	28	1	39	Disproportion. True conjugate 3.8". Trans- verse 5.2"	...	18	2	55	7	7	23	14	A. A.	28	O.B.E. Pitocin	...	
96	1960	24	1	42	Disproportion	...	5½	1	30	7	14	22	14½	A. A.	12	O.B.E. Pitocin	...	Previous drug induction failed
97	42/1554	25	1	42	Postnatality	...	9½	0	40	8	4	—	—	A. A.	12	O.B.E. Pitocin	...	
98	7	23	2	41	Postnatality and previous S.B.	...	6	1	5	8	4	23	14	A. A.	12	O.B.E. Pitocin	...	Previous drug induction failed
99	55	36	2	43	Postnatality	...	7	1	45	7	12	23	14	A. A.	16	O.B.E. Pitocin	...	Previous drug induction failed
100	59	24	1	42	Postnatality	...	13	1	0	6	4	20½	13	A. A.	78	O.B.E. Pitocin	...	Previous drug induction failed
101	143	27	1	43	Postnatality	...	100	0	22	8	10	22½	13	A. A.	102	O.B.E. Pitocin	...	
102	196	32	2	42	Postnatality and ? Disproportion	...	8	0	30	8	7½	22	13	A. A.	15	O.B.E. Pitocin	...	
103	231	30	1	41	Postnatality	...	6½	0	10	7	9	22	13	A. A.	80	O.B.E. Pitocin	...	Previous drug induction failed
104	256	41	6	43	Postnatality	...	2	0	15	6	12	20	12½	A. A.	9½	O.B.E. Pitocin	...	Previous drug induction failed
105	299	24	1	42	Postnatality	...	15	0	10	9	9	23	13½	A. A.	5	O.B.E. Pitocin	...	Previous drug induction failed
106	394	35	3	42	Postnatality	...	4	0	15	0	15	20	12½	A. A.	90	O.B.E. Pitocin	...	Previous drug induction failed
107	395	27	4	41	Postnatality	...	6	0	35	6	8	21½	13½	A. A.	24	O.B.E. Pitocin	...	Fibroids
108	464	26	1	41	Postnatality; disseminated sclerosis	...	27	2	25	6	14	22	13½	A. A.	5	O.B.E. Pitocin	...	
109	567	35	1	43	Postnatality	...	2	0	10	7	6	21½	13½	A. A.	7	O.B.E. Pitocin	...	
110	601	32	3	43	Postnatality	...	36	1	55	8	14	22	15	A. A.	26	O.B.E. Pitocin	...	
111	602	31	1	43	Postnatality	...	2½	0	40	6	13	20	14	A. A.	50	O.B.E. Pitocin	...	Previous drug induction failed
112	851	36	1	42	Postnatality	...	33	2	35	6	15	20½	13½	A. A.	45	O.B.E. Pitocin	...	
113	752	33	1	43	Postnatality	...	5	1	30	8	0	21	15	A. A.	11½	O.B.E. Pitocin	...	Two previous drug induc- tions failed
114	971	22	1	42	Postnatality	...	7½	0	45	6	9	23	14½	A. A.	14	O.B.E. Pitocin	...	
115	969	21	1	41	Postnatality	...	4½	3	15	9	11	23	14½	A. A.	10½	O.B.E. Pitocin	...	
116	908	39	1	42	Postnatality	...	7	1	15	6	2	19	13	A. A.	10	O.B.E. Pitocin	...	
117	903	26	1	43	Postnatality	...	3	1	5	8	3	21	14½	A. A.	12	O.B.E. Pitocin	...	
118	1186	24	1	43	Postnatality	...	4	0	45	7	7½	21½	13½	A. A.	7	O.B.E. Pitocin	...	
119	966	37	1	41	Postnatality. Narrow outlet	
120	1995	22	1	40	? Postnatality	

INDUCTION OF LABOUR (SPONTANEOUS DELIVERY)—continued

Case No.	Reg. No.	Age	Grav. idarity	Indication	Any Pelvic Abnormality	Duration of Labour		Weight lb. oz.	Child Length	Circum. of Head	Result M. C.	I.D.I.	Drug	Method Instrumental	Remarks
						1st st.	2nd st.								
121	92	32	3	41	Unstable presentation	...	11	0 25	22	13½	A. A.	23	...	A.R.M.	Previous drug induction failed
122	805	31	4	40	Unstable presentation	...	2½	0 20	22	14	A. A.	24	...	A.R.M.	...
123	90	23	1	35	Accidental A.P.H.	...	18	3 0	21	14	A. A.	22	...	A.R.M. Plug	...
124	313	21	1	38	Accidental A.P.H.	...	2½	0 40	19	11½	A. A.	12	O.B.E. Pitocin	A.R.M.	...
125	1290	39	2	34	Accidental A.P.H.	...	3	0 10	19	12½	A. A.	12	...	A.R.M.	...
126	1792	22	2	39	Accidental A.P.H.	...	2	0 15	20	13½	A. A.	3	...	A.R.M.	...
127	1838	32	5	41	Lateral placenta prævia	...	5	0 10	20½	13½	A. A.	9	...	A.R.M.	...
128	285	29	1	41	Mitral stenosis	...	2	0 20	21	13	A. A.	10	O.B.E. Pitocin	A.R.M.	...
129	559	32	2	33	Hydrannion and anencephaly	...	1½	0 15	—	—	A. SB.	2	...	A.R.M.	...
130	686	38	2	40	Hydrannion	...	2	0 20	19	12½	A. A.	50	O.B.E. Pitocin	A.R.M.	...
131	772	30	2	42	Chorea	...	1½	0 45	21	12	A. A.	8	O.B.E. Pitocin	A.R.M.	...
132	839	23	1	38	Hæmatemesis	...	15	1 20	22	13	A. A.	17	...	A.R.M.	Oesophageal ulcer
133	1170	33	2	40	Hydrannion and Oedema	...	4½	1 0	22½	14	A. A.	9	...	A.R.M.	...
134	1336	26	1	34	Premature rupture of membranes	...	16	0 10	18½	12½	A. A.	39	O.B.E. Pitocin	A.R.M.	Two previous S.B.
135	1630	35	4	42	Dead fetus	...	4½	0 50	—	—	A. SB.	120	O.B.E. Pitocin
EMERGENCY															
136	42/1560	25	1	40	Toxæmia	...	27	0 50	21	14	A. A.	72	O.B.E. Pitocin	...	Mitral stenosis
137	555	29	1	38	Toxæmia	...	6	2 5	20½	13½	A. A.	12	...	A.R.M.	...
138	522	35	1	36	Toxæmia	...	1	1 10	18½	12½	A. A.	8	...	A.R.M.	...
139	1349	39	2	40	Toxæmia	...	10 min.	0 15	19½	13	A. A.	24	O.B.E. Pitocin	...	Twins. Mitral stenosis.
140	1212	32	2	40	Toxæmia	...	6½	0 55	21	14	A. A.	48	O.B.E. Pitocin	...	Prolapsed cord.
141	1437	32	1	39	Toxæmia	...	10	1 23	22½	13	A. A.	15½	...	A.R.M.	...
142	1429	34	1	30	Toxæmia	...	9½	0 25	—	—	A. SB.	70	O.B.E. Pitocin	A.R.M.	...
143	1525	38	2	37	Toxæmia	...	5½	0 35	19	12	A. A.	17	...	A.R.M.	...
144	1587	26	1	31	Toxæmia	...	10	0 30	—	—	A. A.	84	...	A.R.M.	Eclampsia after A.R.M.
145	1727	32	3	41	Hypertension	...	5½	0 15	20	14	A. A.	14	...	A.R.M.	...
146	713	34	2	42	Postnatality	...	4½	0 10	22	14½	A. A.	6	O.B.E. Pitocin	...	Previous drug induction failed
147	1607	22	1	42	? Disproportion	...	28	0 45	22	14½	A. A.	30	...	A.R.M.	Macerated; ante-natal ver-
148	1180	32	1	41	Dead fetus	...	31	1 30	22	—	A. SB.	33	O.B.E. Pitocin	...	sion
149	1405	38	8	36	Accidental A.P.H.	...	1½	0 15	19	12	A. A.	32	O.B.E. Pitocin	A.R.M.	Drug induction 12 hours
150	1597	33	2	34	Accidental A.P.H.	...	8	0 15	19½	12	A. SB.	25	O.B.E. Pitocin	A.R.M. & plug	after A.R.M. and plug

INDUCTION OF LABOUR (FORCEPS DELIVERY)

14 Cases.																
No Mother died.																
One Infant was stillborn, and 2 died, a foetal mortality of 21.4%.																
Case No.	Reg. No.	Age	Gravida	Maternity	For Induction	Indication For Forceps	Duration of labour		Child Weight lb. oz.	Circum. Length of head	Result M. C.	• I.D.I.	Drug	Method Instrumental	Epis. or Tear	Remarks
							1st st.	2nd st.								
BOOKED																
1	18	22	1	30	Eclampsia	7½	1 0	17	11	A. SB.	48	A.R.M.	—	
2	593	39	2	39	Toxaemia	47	1 0	21	13	A. D.	77	A.R.M.	Epis.	Previous drug induction failed.
3	1412	34	1	40	Toxaemia	7½	7 15	22	13	A. A.	24	O.B.E. Pitocin	Epis.	
4	23	32	1	40	? Disproportion	5	3 20	6 5	—	A. A.	14	O.B.E. Pitocin	Epis.	
5	296	35	1	40	? Disproportion	...	Maternal and foetal distress	12	1 15	20½	13	A. A.	44	A.R.M.	Tear	Previous drug induction failed.
6	610	36	1	40	Disproportion	11	4 25	6 13	21	A. A.	48	O.B.E. Pitocin	Epis.	
7	894	23	1	42	Postmaturity	...	Delay in 2nd stage	12	5 25	7 14	21	A. A.	37	O.B.E. Pitocin	Epis.	
8	1136	29	1	42	Postmaturity	...	P.O.P.	36	3 0	8 4	20½	A. A.	41	O.B.E. Pitocin	Epis.	
9	1600	39	1	42	Postmaturity	...	Delay in 2nd stage	11	4 0	6 15	20½	A. A.	16	O.B.E. Pitocin	A.R.M.	
10	1832	29	1	42	Postmaturity	...	Delay in 2nd stage	39	3 30	8 1	21	A. A.	52	O.B.E. Pitocin	—	P.P.H.
11	42/1454	51	10	40	Unstable presentation	...	P.O.P.	7	3 0	9 1	24	A. A.	80	O.B.E. Pitocin	—	
12	72	27	1	39	Hydramnion	...	Delay in 2nd stage	23	5 40	5 0	16	A. D.	65	A.R.M.	Tear	
13	794	30	1	42	Hydramnion	...	Inertia	63	5 35	8 12	21	A. A.	74	A.R.M.	Epis.	P.P.H.
EMERGENCY																
14	1760	30	1	38	Toxaemia	...	Delay in 2nd stage	33	2 55	7 4	21	A. A.	49	A.R.M.	—	

FORCEPS (LABOUR NOT INDUCED)

74 Cases (Primigravidae, 68 cases; Multigravidae, 6 cases).
2 Mothers died, a maternal mortality of 2.7%.
6 Infants were stillborn, and 5 died, a fetal mortality of 14.9%.

Case No.	Reg. No.	Age	Gravida	Maturity	Indication	Any pelvic Abnormality	Duration of labour	Child Weight lb. oz.	Child Length of Head	Result M. C.	Epis. or Tear	Remarks
BOOKED												
1	386	31	1	42	P.O.P.	51½	3 0	20	A. A.	Epis.	Face to pubes
2	208	29	1	39	P.O.P.	34	2 45	19	A. A.	Epis.	Face to pubes
3	142	36	2	42	P.O.P.	14	8 2	22	A. A.	Epis.	Face to pubes
4	1564	28	1	40	P.O.P.	16	3 0	20	A. A.	Epis.	Face to pubes
5	1570	33	1	40	P.O.P.	23	5 20	21	A. A.	Epis.	Face to pubes
6	1903	26	1	40	P.O.P.	79	3 40	22	A. A.	Epis.	Face to pubes
7	1955	32	1	41	P.O.P.	17	1 0	22	A. A.	Epis.	Face to pubes
8	149	28	1	40	P.O.P. Maternal distress	...	172	3 0	20	A. A.	Epis.	Face to pubes
9	1738	36	1	41	P.O.P. Maternal distress	...	49	1 30	22	A. A.	Epis.	Face to pubes
10	1023	26	1	40	Deep transverse arrest, Inertia	...	92	2 50	22½	A. A.	Epis.	Face to pubes
11	1694	29	1	39	Deep transverse arrest	...	18	4 30	22	A. A.	Epis.	Face to pubes
12	300	34	1	40	Maternal distress, Inertia	...	150	3 0	22	A. D.	Tear	Face to pubes
13	574	26	1	41	Maternal distress, Inertia	...	96	—	23	A. A.	Epis.	Face to pubes
14	1024	29	1	40	Inertia, Maternal distress	...	88	2 0	22½	A. A.	Epis.	Face to pubes
15	1002	33	1	41	Inertia, Maternal distress	...	126	—	23	D. D.	Tear	Face to pubes
16	1291	28	1	42	Inertia, Maternal distress	...	61	2 30	21	A. A.	Epis.	Face to pubes
17	1363	31	1	40	Inertia, Maternal distress	...	112	2 0	22½	A. A.	Epis.	Face to pubes
18	1417	34	1	40	Inertia, Maternal distress	...	91	0 30	22½	A. A.	Tear	Face to pubes
19	1794	29	1	40	Inertia, Maternal distress	...	77	2 15	20½	A. A.	Epis.	Face to pubes
20	1342	30	1	40	Inertia	24	2 45	20½	A. A.	Tear	Face to pubes
21	1284	34	1	38	Inertia	85	3 35	8 1	A. A.	Epis.	Face to pubes
22	1546	39	1	40	Inertia	75	1 0	20½	A. A.	Epis.	Face to pubes
23	1609	30	1	36	Inertia	50	3 20	5 14	A. A.	Epis.	Face to pubes
24	1438	22	1	40	Inertia, P.O.P.	72	6 25	8 3½	A. A.	Epis.	Face to pubes
25	1577	33	1	42	Inertia, Maternal & fetal distress	...	62	2 40	7 10	A. A.	Epis.	Face to pubes
26	11	32	1	40	Delay in 2nd stage	...	43	5 0	7 11	A. A.	Epis.	Face to pubes
27	50	27	1	40	Delay in 2nd stage	...	8	4 0	7 15	A. A.	Epis.	Face to pubes
28	80	32	2	41	Delay in 2nd stage	...	6	2 20	8 12	A. A.	Epis.	Face to pubes
29	640	29	1	40	Delay in 2nd stage	...	37	3 30	6 14	A. A.	Epis.	Face to pubes
30	688	40	1	40	Delay in 2nd stage	...	14	4 25	8 2	A. A.	Epis.	Face to pubes
31	704	36	1	40	Delay in 2nd stage	...	6½	4 0	7 1	A. A.	Epis.	Face to pubes
32	854	29	1	40	Delay in 2nd stage	...	32	4 30	7 4	A. A.	Epis.	Face to pubes
33	995	28	1	39	Delay in 2nd stage	...	37	3 20	8 1	A. A.	Tear	Face to pubes
34	920	32	1	40	Delay in 2nd stage	...	22	3 55	8 3	A. A.	Epis.	Face to pubes
35	1006	30	1	40	Delay in 2nd stage	...	10	5 35	7 4	A. A.	Epis.	Face to pubes
36	1066	28	1	40	Delay in 2nd stage	...	10	3 40	8 8	A. A.	Tear	Face to pubes
37	1102	25	2	40	Delay in 2nd stage	...	23	5 35	7 13	A. A.	Tear	Face to pubes
38	1109	27	1	40	Delay in 2nd stage	...	90	7 0	8 3	A. A.	Epis.	Face to pubes
39	1141	29	1	40	Delay in 2nd stage	...	11½	4 30	9 5	A. A.	Epis.	Face to pubes
40	1179	24	1	40	Delay in 2nd stage	...	39	3 15	8 10	A. A.	Epis.	Face to pubes
41	1257	31	1	40	Delay in 2nd stage	...	21	4 5	8 14	A. A.	Epis.	Face to pubes
42	1148	33	1	40	Delay in 2nd stage	...	13	4 0	6 8	A. A.	Tear	Face to pubes
43	1067	25	1	39	Delay in 2nd stage	...	18	3 45	9 7	A. A.	Epis.	Face to pubes
44	1392	32	1	40	Delay in 2nd stage	...	18	3 25	6 10	A. A.	Epis.	Face to pubes

Outlet contraction

FORCEPS (LABOUR NOT INDUCED)—continued

Case No.	Reg. No.	Age	Grav. idarity	Indication	Any Pelvic Abnormality†	Duration of labour 1st st. 2nd st.	Weight lb. oz.	Child Length of Head	Circum.	Result M. C.	Epis. or Tear	Remarks
BOOKED												
45	1348	39	1	40	...	31	3 35	8 1	22	14	Epis.	Trial labour.
46	1416	32	1	40	...	20	6 40	6 15	21½	15	—	
47	1407	25	1	40	...	21	5 0	6 6	19	13	Epis.	
48	1557	31	1	40	...	46	6 30	8 11	21½	13½	Epis.	Morbid.
49	1523	33	1	40	...	11	6 30	7 2	22	14	Epis.	
50	1477	29	1	40	...	15	4 20	8 13	22	14	Tear	
51	1722	37	1	38	...	14½	4 0	9 0	23½	14	Epis.	P.P.H.
52	1805	21	1	40	...	9	4 30	7 9	21	15	Epis.	
53	1821	37	1	40	...	34	5 50	7 5	21½	12½	—	
54	566	31	1	43	...	99	0 33	7 0	21	13	Epis.	Local anaesthesia.
55	1937	35	1	36	...	12	0 50	5 10	18½	12	Epis.	
56	512	38	1	34	...	40	1 15	5 12	19½	12	Epis.	
57	351	33	1	40	...	71	0 35	5 10	21	12	Epis.	
58	629	32	1	42	...	78	1 15	7 14	21	14	Epis.	
59	784	31	1	40	...	40	1 55	6 13	20	14	—	
60	967	36	1	40	...	41	3 15	6 10	19	13½	Epis.	Cord 4 times round neck
61	1422	27	1	40	...	23	2 45	7 2	23	13½	Tear	
62	1849	37	1	42	...	40	1 40	7 15	21½	15	Epis.	
63	1974	29	1	42	...	30	1 35	7 8	22½	13	Epis.	P.P.H.
64	715	22	1	40	...	37	3 17	6 8	22	14½	Epis.	
65	30	27	2	40	...	25	0 5	8 15	22	14	Epis.	
66	1494	27	1	41	...	15½	0 30	8 12	22	13	Epis. and complete tear.	
67	1688	25	3	28	...	10	0 45	2 9	15	—	—	
68	414	21	1	34	After correction of shoulder presentation	12	0 50	4 6	18	12	Epis.	Prolapsed cord
69	1058	19	1	40	Eclampsia	11	0 50	8 11	20½	13½	—	Stricture following rectal abscess.
70	1787	32	1	42	Vaginal stricture	7	5 0	8 7	23	13	Epis.	
EMERGENCY												
71	42/1586	33	2	30	Inertia	75	3 30	3 14	18	12	—	
72	755	32	1	40	Footal distress. Inertia	125	1 30	6 14	21	14	—	
73	1021	29	1	40	Breech, to after-coming head	18	2 0	7 2	21	13½	Epis.	
74	1076	29	1	37	Deep transverse arrest	20	7 0	5 10	21	13½	Epis.	Face to pubes.

CAESAREAN SECTION

31 Cases. No Mother died. Two Infants were stillborn, and 1 died, a foetal mortality of 9.7%.													
Case No.	Reg. No.	Age	Grav.	Matu- rity	Indication	Any Pelvic Abnormality	Duration of labour, 1st st.	Weight lb. oz.	Child Length of head M. C.	'Result Circum.	Admitted for Trial Labour	Type of Operation	Remarks (if Sterilised)
1	42/1455	33	2	38	Disproportion	... Anthropoid pelvis Conjugate 4.4"	... Not in labour	6 12	19 2	14 A. A.	—	... Classical	... Previous C.S.
2	42/1511	32	1	38	Disproportion	... Transverse 4.7"	... Not in labour	4	19 1/2	14 A. A.	—	... Classical	... Previous S.B.
3	42/1541	28	2	39	Disproportion	... Spondylolisthesis Flat pelvis Conjugate 4.1"	... 4	8	21	14 A. A.	—	... Lower segment	... Previous S.B.
4	38	31	2	39	Disproportion	... Generally contracted pelvis A.P. at outlet 3.6"	... Not in labour	8 4	20	15 A. A.	—	... Classical	... Previous C.S.
5	65	40	4	39	Disproportion	... Generally contracted pelvis vis	... Not in labour	7 7	22	13 1/2 A. A.	—	... Classical	... Sterilised Previous C.S.
6	115	39	6	39	Disproportion	... Generally contracted pelvis vis	... Not in labour	6 14	21	12 1/2 A. A.	—	... Classical	... Sterilised Previous C.S.
7	47	30	3	37	Disproportion	... Generally contracted pelvis vis	... Not in labour	6 4	20	14 A. A.	—	... Classical	... Sterilised Previous C.S.
8	349	35	2	38	Disproportion	... Contracted outlet	... Not in labour	5 8	21	13 1/2 A. A.	—	... Classical	... Previous S.B.
9	691	33	6	40	Disproportion	... Flat pelvis	... Not in labour	7 4	23	14 A. A.	—	... Lower segment	... Bad obstetric history
10	733	30	1	38	Disproportion	... Conjugate 3.8"	... Not in labour	7 2	22	14 A. A.	—	... Classical	... Previous S.B.
11	779	25	1	37	Disproportion	... A.P. at outlet 3.7"	... Not in labour	5 15	19	14 A. A.	—	... Classical	... Previous S.B.
12	1033	31	2	39	Disproportion	... Conjugate 3.3"	... Not in labour	7 7	21	14 A. A.	—	... Classical. Myomectomy	... Previous S.B.
13	883	40	2	40	Disproportion	... Transverse 4.15"	... Not in labour	8 0	22	13 A. A.	—	... Lower segment	... Previous C.S.
14	1231	35	2	40	Disproportion	... Flat pelvis; Asymmetrical	... Not in labour	8 3	21	14 A. A.	—	... Classical	... Previous C.S.
15	1230	33	1	39	Disproportion	... Generally contracted pelvis vis	... Not in labour	7 3	21	14 A. A.	—	... Lower segment	... Toxæmia
16	1536	36	3	40	Disproportion	... Generally contracted pelvis vis	... Not in labour	9 6	22	14 A. A.	—	... Classical	... Previous S.B.
17	1887	38	2	38	Disproportion	... True conjugate 3.9"	... 12	9 8	20 1/2	14 A. D.	—	... Classical	... Previous S.B.
18	183	32	1	41	Disproportion Breech & Fibroids	... Android pelvis Conjugate 3.8"	... Not in labour	6 0	18 1/2	12 1/2 A. A.	—	... Classical. Myomectomy	... Previous S.B.
19	42/1535	40	1	39	Elderly primipara	... Promontory reached	... Not in labour	10	19 1/2	13 1/2 A. A.	—	... Classical	... Previous S.B.
20	249	42	1	38	Elderly primipara	... Placenta previa and disproportion	... Not in labour	7 1	22 1/2	12 1/2 A. A.	—	... Classical	... Previous S.B.
21	452	32	1	40	Elderly primipara	... Inertia. Foetal distress	... 50	8 4	—	— A. A.	—	... Lower segment	... Previous S.B.
22	549	41	1	43	Elderly primipara	... Inertia. Foetal distress	... 50	8 1	22	13 A. A.	—	... Lower segment	... Previous S.B.
23	1075	38	1	39	Elderly primipara; Inertia	... Generally contracted pelvis	... 96	8 10	23	132 A. A.	—	... Lower segment	... Previous S.B.
24	1663	42	1	40	Breech; Elderly primipara	... Generally contracted pelvis	... Not in labour	7 0	21	13 A. A.	—	... Classical	... Previous S.B.
25	131	23	1	29	Eclampsia	... Generally contracted pelvis	... Not in labour	6 8	19	13 1/2 A. A.	—	... Classical	... Sterilised
26	42/1548	24	1	37	Mitral stenosis	... Generally contracted pelvis	... Not in labour	7 3	21	14 A. A.	—	... Classical. Oophorectomy	... Sterilised
27	1305	20	1	40	Ovarian cyst	... Generally contracted pelvis	... Not in labour	5 12	19 1/2	12 A. A.	—	... Classical	... Previous S.B.
28	1370	31	2	36	Hypertension	... Generally contracted pelvis	... Not in labour	6 2	21	12 A. A.	—	... Classical myomectomy	... Previous S.B.
29	1852	42	1	39	Cervical fibroid	... Generally contracted pelvis	... Not in labour	—	—	— A. A.	—	... Classical	... P.P.H.
30	1454	38	8	35	Central placenta previa	... Generally contracted pelvis	... Not in labour	—	—	— A. A.	—	... Classical	... Sterilised
31	956	30	4	36	Pulmonary tuberculosis	... Generally contracted pelvis	... Not in labour	4 7	17	13 A. A.	—	... Classical	... Sterilised

EMBRYOTOMY AND CRANIOTOMY

Case No.	Reg. No.	Age	Grav. Matu-rida rity	Indication	Previous Treatment	Any Pelvic Abnormality	Duration 1st stage	Duration of Labour 2nd stage	Weight of Child	Result to Mother	Type of Operation	Remarks
BOOKED												
1	421544	35	6	40	Failed forceps	...	Flat pelvis	17	3 0	8 14	A.	
2	414	21	1	34	Shoulder presentation	12	0 50	4 6	A.	Craniotomy Removal of arm. Forceps.

MANUAL REMOVAL OF PLACENTA

16 Cases.
No Mother died.

Case No.	Reg. No.	Age	Grav. Matu-rida rity	Method of Delivery	Length of 3rd Stage	Indication	Morbidity	Result to Mother	Amount of Bleeding	Remarks
BOOKED										
1	1	22	1	40	...	Hæmorrhage	...	A.	30 oz.	
2	130	30	1	40	...	Hæmorrhage	...	A.	40 oz.	
3	903	26	1	40	...	Hæmorrhage	...	A.	30 oz.	
4	1456	27	1	40	...	Hæmorrhage	...	A.	30 oz.	
5	1530	20	1	40	...	Hæmorrhage	...	A.	25 oz.	
6	1485	34	2	40	...	Hæmorrhage	...	A.	40 oz.	
7	1630	35	4	42	...	Hæmorrhage	...	A.	30 oz.	
8	1722	37	1	38	...	Hæmorrhage	...	A.	25 oz.	
9	1794	29	1	40	...	Hæmorrhage	...	A.	22 oz.	
10	1925	25	1	42	...	Hæmorrhage	...	A.	30 oz.	
11	753	31	1	40	...	Hæmorrhage	...	A.	25 oz.	
12	160	27	1	41	...	Hæmorrhage and contraction ring	...	A.	5 oz.	
13	870	34	1	40	...	Adherent placenta	...	A.	14 oz.	
14	778	18	1	40	...	Retained placenta	...	A.	15 oz.	
15	1612	26	1	40	...	Retained placenta	...	A.	8 oz.	
16	1520	34	1	40	...	Retained placenta	...	A.	18 oz.	

TRIAL LABOUR FOR SUSPECTED DISPROPORTION

21 Cases.
No. Mother died.
One Infant was stillborn, and 2 died, a fetal mortality of 14.3%.

Case No. BOOKED	Reg. No.	Age	Grav. Matu-rida rity	Onset of Labour...	Method of Delivery	Any Pelvic Abnormality	Duration of Labour	Weight lb. oz.	Child Length	Circum. of head	Result M. C.	Remarks
							1st st.	2nd st.				
1	353	30	1	41	Spontaneous	...	39	1 0	7 4	22	12½	A. A.
2	588	40	1	42	Spontaneous	True conjugate 4"	5½	3 35	8 5	22	13½	A. SB.
3	580	25	1	38	Spontaneous	Outlet contraction. Interspinal 3.4" Pubosacral 4"	47	4 0	5 5	19½	12½	A. A.
4	613	22	1	40	Spontaneous	...	11½	0 30	6 10	22	12½	A. A.
5	646	29	2	42	Spontaneous	...	12	0 20	9 8	22	14	A. A.
6	876	26	3	40	Spontaneous	...	12	0 5	8 3	22	14	A. A.
7	833	38	2	40	Spontaneous	...	8½	0 40	7 9	22	14½	A. A.
8	1082	22	2	40	Spontaneous	Outlet 3 knuckles	30	1 25	7 10	21	13	A. A.
9	1136	29	1	42	Drug induction	Android	36	3 0	8 4	20½	14	A. A.
10	1216	22	1	44	Spontaneous	...	13	1 40	7 13	21	14	A. A.
11	1256	20	1	40	Spontaneous	Narrow fore pelvis	28	1 0	7 7	20½	13	A. A.
12	1348	39	1	40	Spontaneous	A.P. outlet 4.6"	31	3 35	8 1	22	14	A. A.
13	1554	29	1	40	Spontaneous	Promontory reached	30	1 35	7 11	21½	13½	A. D.
14	1485	34	2	40	Drug induction	True conjugate 3.6"	13	0 15	7 9	21½	13½	A. A.
15	1839	22	2	42	Spontaneous	Interspinal 4.9"	13	0 5	6 7	20	14½	A. A.
16	1887	38	2	38	Spontaneous	True conjugate 3.9"	12	—	9 8	20½	14	A. D.
17	1924	28	1	39	Drug induction	Interspinal 5.4"	27	4 5	5 11	20½	13	A. A.
18	1925	25	1	42	Spontaneous	Transverse 5.2"	23	0 20	8 5	22½	14½	A. A.
19	1950	36	2	36	Spontaneous	True conjugate 3.6"	25	0 15	6 0	19	12	A. A.
20	1968	24	1	40	Spontaneous	Transverse 5.5"	92	2 45	5 10	20	13½	A. A.
EMERGENCY												
21	1297	23	1	40	Spontaneous	A.P. outlet 4.4"	8	0 55	6 13	21	12½	A. A.

Previous perforation and C.S.
Previous S.B.
Previous C.S.

Previous S.B.
Previous C.S.

SUNDRY CASES NOT INCLUDED IN PREVIOUS TABLES

Case No. BOOKED	Reg. No.	Age	Grav. Matu-rida rity	Remarks	Result M. C.
1	712	32	3	Epilepsy	A. A.
2	1102	25	2	Spontaneous pneumothorax with surgical emphysema of neck, after forceps delivery	A. A.
3	1167	20	1	Bronchiectasis	A. A.
4	1331	39	4	Epilepsy	A. A.
5	1305	20	1	Ovarian cyst. Casarean section	A. A.
6	1169	29	1	Post-encephalitic Parkinsonism	A. A.
7	1638	35	2	Saphenous thrombosis	A. A.
8	1870	25	1	Epilepsy	A. A.
9	1922	23	1	Pulmonary T.B.	A. A.
10	1527	43	10	Diabetic coma	D.
11	1556	34	1	Fibroid. Normal delivery	A. SB.

X-ray of chest normal 2 weeks later

Twins

MORBIDITY AND CASES TRANSFERRED*

All cases of Pyrexia and all Maternal Deaths are included as morbid. The definition of Puerperal Pyrexia adopted in this Hospital is: "A temperature of 100.4° or over occurring or more than one occasion during the puerperium, while the patient is under observation, not including the first twenty-four hours."

Among the 1,789 Booked Cases there were 2 maternal deaths, and 46 such cases of pyrexia, a morbidity of 2.7%.
Among the 52 Emergency Cases there were no maternal deaths, and 1 such case of pyrexia, a morbidity rate of 1.9%.
The morbidity rate for all In-Patients was 2.6%.

Case No.	Reg. No.	Age	Gravida	Maturity	Method of Delivery * Operation, Induction, Manual Removal, etc.	Cause of Temperature	Duration of Temp're	Result		Remarks
								M.	C.	
BOOKED										
1	42/1546	29	2	39	Normal	Genital tract infection (H. Strep.)	3	T.	A.	Transferred to N.W. Fever Hospital.
2	493	29	2	44	Normal	Genital tract infection (H. Strep. C.)	1	T.	A.	Transferred to N.W. Fever Hospital.
3	463	29	1	40	Normal	Genital tract infection (H. Strep. C.)	2	T.	A.	Transferred to N.W. Fever Hospital.
4	773	22	2	40	Normal	Genital tract infection (Staph. aureus)	5	T.	A.	Transferred to N.W. Fever Hospital.
5	1226	23	1	42	Normal	Genital tract infection	3	A.	A.	
6	1412	34	1	40	A.R.M. Forceps	Genital tract infection (H. Strep.)	5	T.	A.	Transferred to N.W. Fever Hospital.
7	1115	31	1	40	Normal	Genital tract infection (H. Strep.)	1	T.	A.	Transferred to N.W. Fever Hospital.
8	1718	18	1	39	A.R.M. Normal	Genital tract infection (H. Strep.)	3	A.	A.	
9	1724	29	1	41	Normal	Genital tract infection	5	A.	A.	
10	1849	37	1	42	Forceps (P.O.P.)	Genital tract infection	2	A.	A.	
11	1860	30	1	40	Normal	Genital tract infection	3	A.	A.	
12	1918	25	1	40	Normal	Genital tract infection	3	A.	A.	
13	21	23	1	40	Normal	Urinary tract infection	5	A.	A.	
14	34	24	1	39	Normal	Urinary tract infection	3	A.	A.	
15	72	27	1	39	A.R.M. (Hydranmios).	Urinary tract infection	3	A.	SB.	
Forceps										
16	80	32	2	41	Forceps	Urinary tract infection	4	T.	A.	
17	113	23	1	40	Normal	Urinary tract infection	2	A.	A.	
18	386	31	1	42	Forceps (Inertia)	Urinary tract infection	5	T.	A.	Transferred to N.W. Fever Hospital.
19	291	30	1	40	A.R.M. Normal	Urinary tract infection	6	A.	A.	
20	351	33	1	40	Forceps (Inertia)	Urinary tract infection	3	A.	A.	
21	586	31	1	43	Forceps (Inertia)	Urinary tract infection	7	A.	A.	
22	629	32	1	42	Forceps (Inertia)	Urinary tract infection	5	A.	A.	
23	549	41	1	43	L.S. Casarean Section. (Inertia)	Urinary tract infection	8	A.	A.	
Urinary										
24	687	23	1	40	Normal	Urinary tract infection	8	A.	A.	
25	935	25	2	40	Normal	Urinary tract infection	4	A.	A.	
26	1036	33	1	40	Normal	Urinary tract infection	2	A.	A.	
27	1557	31	1	40	Forceps	Urinary tract infection	11	A.	A.	
28	1520	34	1	40	Normal. Manual removal	Urinary tract infection	5	A.	A.	
29	1633	21	1	42	Normal	Urinary tract infection	2	A.	A.	
30	1766	23	1	39	Normal	Urinary tract infection	3	A.	A.	
31	1651	36	2	40	Normal	Urinary tract infection	4	A.	A.	
32	1624	22	1	40	Normal	Urinary tract infection	4	A.	A.	
33	1710	30	1	39	A.R.M. Normal	Urinary tract infection	2	A.	SB.	
34	1694	29	1	39	Forceps (P.O.P.)	Urinary tract infection	4	A.	A.	
35	1829	33	2	40	Normal	Urinary tract infection	2	A.	A.	
36	1844	26	1	40	Normal	Urinary tract infection	6	A.	A.	
37	1903	26	1	40	Forceps (P.O.P.)	Urinary tract infection	3	A.	A.	

MORBIDITY—continued

Case No.	Reg. No.	Age	Grav- ida- rity	Method of Delivery Operation, Induction, Manual Removal, etc.	Cause of Temperature	Duration of Temp're	Result M. C.	Remarks
BOOKED								
38	347	19	1	40	Normal
39	244	26	1	42	Normal
40	44	26	1	40	Normal
41	1889	30	1	40	Normal
42	1291	28	1	42	Forceps (Inertia)
43	1363	31	1	40	Forceps (Inertia)
44	1871	23	2	41	Normal
45	1672	18	1	40	Normal
46	1638	29	1	41	Normal
EMERGENCY								
47	1307	31	1	35	Unassisted breech
					Urinary tract infection...	SB.

*The Isolation Block has been closed since the outbreak of war, so that cases have been transferred to other Institutions, and full details of further progress are not available.

MATERNAL DEATHS

Among 1,789 booked cases there were 2 Maternal deaths, a mortality of 1.11 per thousand.

Among 52 emergency cases there was no Maternal death.

The maternal mortality for all cases was 1.09 per thousand.

B. 1002. MITRAL STENOSIS. PRIMARY INERTIA. MANUAL DILATATION OF CERVIX AND FORCEPS DELIVERY. CARDIAC FAILURE AND OBSTETRIC SHOCK.

Primigravida, aged 33. Admitted at 38th week. Mitral stenosis with slight decompensation. Spontaneous onset of labour at term. Primary uterine inertia; after 126 hours cervix still not fully dilated with maternal and foetal distress. Manual dilatation of cervix and forceps delivery of child weighing 9 lb. 1 oz. (which died after a few hours). Mother died ten hours after delivery.

P.M. not permitted.

B. 1937. BRONCHIECTASIS AND ASTHMA. FORCEPS DELIVERY. TETANY AND ACUTE PULMONARY OEDEMA.

Primigravida, aged 33. Admitted at 28th week. Bronchiectasis with asthma. Spontaneous onset of labour at term. Fully dilated after 12 hours, and was then dyspnoeic and cyanotic. Forceps delivery under local anaesthesia. Postpartum alkalotic tetany; relieved by intravenous calcium and inhalation of carbon dioxide mixture. Congestive heart failure, pulmonary oedema. Temporary improvement with venesection, etc., but died on fourth day. Baby died the day after delivery.

P.M. Mother, not permitted. Baby, tentorial tear.

B. 1157. (This case is included for completeness, but as death occurred some days after transfer, is not included in the statistical summary). MITRAL STENOSIS. CARDIAC FAILURE. HYSTEROTOMY.

Primigravida, aged 31. Admitted at 17th week. After three weeks, rest hysterotomy and sterilisation. Transferred to another hospital twenty days after operation, and died there.

PREMATURE INFANTS

Birth weight 5½ lb. and under.

69 Cases.

10 Infants died, a foetal mortality of 14.5% (excluding stillbirths).

Case No.	Reg. No.	Matu- rity	Birth Weight	Cause of Premature Labour	Method of Feeding	Weight on Discharge lb. oz.	Result	Sex	Remarks
BOOKED									
1	1942/ 1389	38	4 1	—Twins. A.R.M. ...	Breast ...	4 12	A.	F.	
2	1942/ 1389	38	4 4	—Toxaemia ...	Breast ...	—	A.	M.	
3	1942/ 1450	34	4 4	Toxaemia ...	Breast ...	5 0	A.	M.	
4	1942/ 1484	32	—	Toxaemia. A.R.M.	—	D.	F.	
5	1942/ 1501	38	5 1	Toxaemia. A.R.M. ...	Breast ...	5 3	A.	F.	
6	1942/ 1503	35	4 0	Accidental A.P.H....	Breast ...	4 10	A.	F.	
7	1942/ 1543	33	3 12	Toxaemia. A.R.M. ...	Breast ...	4 5½	A.	F.	
8	6	40	5 4	Breast ...	5 12	A.	F.	
9	67	37	5 6	Breast and bottle	5 6	A.	M.	
10	76	36	5 3	Twins ...	Breast ...	5 10	A.	F.	
11	76	36	4 14		Breast ...	5 0	A.	M.	
12	96	43	5 1	Twin ...	Breast ...	5 7	A.	F.	
13	107	37	5 1		Breast ...	5 1	A.	M.	
14	177	43	4 8	Breast ...	4 10	A.	F.	
15	178	38	5 4	Breast ...	5 4	A.	F.	
16	192	40	5 4	Breast ...	5 1	A.	F.	
17	222	37	5 4	Breast ...	5 6	A.	F.	
18	371	38	5 2	Breast ...	5 6	A.	F.	
19	193	32	2 10	Breast ...	5 1	A.	F.	
20	313	38	4 13	Accidental A.P.H....	Breast ...	4 15	A.	F.	
21	305	35	3 0	Breast ...	—	D.	F.	
22	558	40	5 5	Breast ...	5 8	A.	M.	
23	490	40	4 10	Breast ...	5 7	A.	M.	
24	485	36	4 4	Breast ...	4 13	A.	F.	
25	422	38	5 4	Breast ...	5 6	A.	M.	
26	156	38	5 6	Hypertension, A.R.M. ...	Breast ...	6 12	A.	F.	
27	515	35	5 2	Hypertension, A.R.M. ...	Breast ...	5 0	A.	F.	
28	521	34	4 6	Toxaemia, A.R.M. ...	Breast ...	4 10	A.	M.	
29	547	36	5 0	1st Twin ...	Breast ...	5 0	A.	M.	
30	551	36	4 12	Toxaemia, A.R.M. ...	Breast ...	5 1	A.	F.	
31	590	38	5 5	Breast ...	6 5	A.	M.	
32	595	37	3 14	Toxaemia, A.R.M. ...	Breast and bottle	4 7	A.	M.	
33	611	39	4 10	Breast and bottle	4 14	A.	F.	
34	639	39	4 15	1st Twin ...	Breast ...	5 0	A.	M.	
35	648	39	5 6	Breast and bottle	5 7	A.	F.	
36	690	36	4 15	Toxaemia, A.R.M. ...	Breast and bottle	5 5	A.	M.	
37	724	38	4 10	Breast ...	4 6	A.	F.	
38	725	37	4 13	Breast ...	4 14	A.	M.	
39	730	36	5 4	Toxaemia, A.R.M. ...	Twins ...	5 0	A.	F.	
40	730	36	5 7	Toxaemia, A.R.M. ...		5 5	A.	F.	
41	773	36	5 1	Breast ...	4 4	A.	F.	
42	769	38	4 13	1st Twin ...	Breast ...	5 0	A.	F.	
43	798	30	2 1	Expressed breast	2 10	D.	M.	
44	842	38	3 9	Placenta praevia ...	Expressed breast	—	D.	M.	
45	1064	29	—	—	D.	M.	
46	979	34	4 7	Expressed breast	4 4	A.	F.	
47	1146	31	5 5	Breast ...	5 6	A.	F.	
48	1202	32	3 9	Oesophageal tube	—	D.	M.	
49	1304	35	3 11	Toxaemia, A.R.M. ...	Expressed breast	4 6	A.	M.	
50	1386	34	3 12	Expressed breast	5 4½	A.	M.	
51	1431	40	4 5	2nd Twin ...	Expressed breast	4 6½	A.	M.	
52	1567	32	4 6½	Accidental A.P.H.	—	D.	M.	
53	1509	41	5 2	Breast ...	6 5	A.	M.	
54	1688	28	2 9	—	D.	F.	
55	1706	37	5 1	1st Twin ...	Breast ...	4 13½	A.	M.	
56	1777	35	4 14½	Expressed breast	4 14	A.	F.	
57	1813	37	5 4½	Breast ...	5 0	A.	M.	
58	1793	34	4 15	Breast ...	4 8	A.	M.	
59	1818	32	3 10	Expressed breast	3 9	A.	M.	
60	1851	39	5 4	Breast ...	5 7	A.	M.	
61	1900	38	5 5	Hypertension, A.R.M. ...	Breast ...	5 4½	A.	M.	
62	1892	40	4 10	—	D.	F.	
63	1922	33	3 1	Twins ...	Expressed breast	—	A.	F.	
64	1922	33	3 15		—	D.	F.	
EMERGENCY									
65	522	36	4 0	Toxaemia, A.R.M. ...	Breast ...	4 14	A.	F.	
66	1424	32	4 2	Oesophageal tube	3 15	T.	M.	Pyloric stenosis
67	1367	32	5 0	Expressed breast	5 5	A.	M.	
68	1587	31	2 7½	Toxaemia, A.R.M. ...	Expressed breast	5 4	A.	F.	
69	1608	38	5 0½	Expressed breast	5 4	A.	M.	

TWINS

20 Cases.
No Mother died.
8 Infants were stillborn, and 1 died, a foetal mortality of 22.5%.

Case No.	Reg. No.	Age	Grav. Matu- ridity	Position		Sex		Weight		Type	M.	Result		Remarks
				1st	2nd	1st	2nd	1st lb. oz.	2nd lb. oz.			1st	2nd	
BOOKED														
1	42/1389	27	1	Breech...	...	F.	M.	4 1	—	Binovular	...	A.	A.	Toxæmia
2	42/1525	28	1	Shoulder	...	M.	M.	1 12	3 12	?	...	SB.	SB.	First macerated
3	54	31	1	Vertex	...	F.	F.	4 9	5 13	Uniovular	...	SB.	A.	Toxæmia
4	76	26	1	Vertex	...	M.	F.	5 3	4 14	Binovular	...	A.	A.	
5	96	31	1	Vertex	...	F.	M.	5 1	4 0	Binovular	...	A.	SB.	
6	547	30	2	Face	M.	M.	5 0	5 13	Binovular	...	A.	A.	
7	639	22	1	Vertex	...	M.	M.	4 15	4 9	Uniovular	...	A.	SB.	
8	676	30	3	Vertex	...	M.	M.	6 2	4 8	Uniovular	...	SB.	SB.	Hydrannion. Macerated.
9	730	22	2	Vertex	...	F.	F.	5 4	5 7	Uniovular	...	A.	A.	Toxæmia
10	769	33	3	Vertex	...	F.	F.	4 13	8 0	Binovular	...	A.	A.	P.P.H.
11	949	21	1	Vertex	...	M.	M.	5 13	5 3	Uniovular	...	A.	A.	
12	1137	32	4	Vertex	...	M.	F.	6 15½	6 15	Binovular	...	A.	A.	
13	1103	29	1	L.O.A.	...	F.	M.	5 3	4 3	Binovular	...	A.	A.	Toxæmia
14	1431	31	4	R.O.A.	...	M.	M.	5 14	4 5	Binovular	...	A.	A.	
15	1539	28	3	Breech...	...	F.	F.	5 14	7 4	Uniovular	...	A.	A.	
16	1706	19	1	R.O.P.	...	M.	M.	5 1	6 4	Uniovular	...	A.	A.	
17	1732	34	6	L.S.A.	...	M.	M.	5 0	3 7	Binovular	...	A.	SB.	Accidental A.P.H.
18	1922	23	1	Vertex	...	F.	F.	3 1	3 15	Binovular	...	A.	D.	Pulmonary T.B.
EMERGENCY														
19	1212	32	2	Breech...	...	F.	F.	6 15	6 13	Uniovular	...	A.	A.	Mitral stenosis; toxæmia; prolapsed cord
20	1514	36	2	Vertex	...	M.	F.	5 8	4 9	Binovular	...	A.	A.	Toxæmia

STILL-BIRTHS

62 Cases.

The stillbirth rate for Booked Cases was 2.9%.
The stillbirth rate for Emergency Cases was 18.5%.
The stillbirth rate for all In-Patients was 3.4%.

Case No.	Reg. No.	Weight	Sex	Method of Delivery	Maternal Complication	Fetal Complication	P.M. Findings	Probable Cause of Death
1	70	3 6	F.	Unassisted breech	Hydramnion	...Anencephaly	...	Congenital abnormality
2	559	3 6	F.	Normal	Hydramnion	...Anencephaly	...	Congenital abnormality
3	1307	...	F.	NormalAnencephaly	...	Congenital abnormality
4	1936	8 12	M.	Normal	...	Hydrocephaly	...	Congenital abnormality
5	42/1525	3 11	M.	Normal	...	2nd Twin	...	Prematurity
6	54	4 9	F.	Normal	...	1st Twin	...	Prematurity
7	96	4 0	M.	Normal	...	2nd Twin	...	Prematurity
8	355	3 8	F.	Normal	Fibroid	Prematurity	...	Prematurity
9	639	4 9	M.	Normal	...	2nd Twin	...	Prematurity
10	42/1544	8 14	F.	Craniotomy	Failed forceps. Disproportion	Cranial trauma
11	1076	5 10	F.	Forceps	P.O.P.	Cranial trauma
12	59	7 12	M.	Normal	...	Postmaturity. Cord round neck	...	Asphyxia (Cord)
13	414	4 6	F.	Forceps	...	Prolapsed cord	...	Asphyxia (Cord)
14	1138	7 12	F.	Normal	...	Cord tightly round neck	...	Asphyxia (cord)
15	1494	8 12	M.	Normal	...	Prolapsed cord	...	Asphyxia (cord)
16	300	6 12	M.	Forceps	Toxaemia. Inertia	Asphyxia (cord)
17	1546	8 4	F.	Forceps	Inertia	Asphyxia (Inertia)
18	528	4 9	F.	Assisted breech	Inertia	Asphyxia (Inertia)
19	429	11 9	M.	Assisted breech	...	Prematurity	...	Asphyxia (breach)
20	1538	3 12	M.	Spontaneous evolution	...	Prematurity	...	Asphyxia (breach)
21	577	6 7	M.	Normal	Accidental A.P.H.	Asphyxia (shoulder presentation)
22	652	3 1	M.	Normal	Toxaemia. Accidental A.P.H.	Asphyxia (Accidental A.P.H.)
23	662	3 5	M.	Normal	Toxaemia. Accidental A.P.H.	Prematurity. Infarcted placenta	...	Asphyxia (Accidental A.P.H.)
24	788	5 6	M.	Normal	Accidental A.P.H.	Prematurity	...	Asphyxia (Accidental A.P.H.)
25	1732	3 7	M.	Normal	Accidental A.P.H.	Prematurity	...	Asphyxia (Accidental A.P.H.)
26	1059	7 5	M.	A.R.M. Normal	Placenta praevia	Asphyxia (Accidental A.P.H.)
27	174	7 10	M.	Normal	P.M. mucus plug at chael bifurcation	Asphyxia (placenta praevia)
28	897	7 11	M.	Forceps	Toxaemia. P.O.P.	...	Premature inspiration	Asphyxia (inspired mucus)
29	1280	5 0	M.	Normal	...	Ante-natal version	...	Asphyxia (placental separation)
30	1124	...	M.	Normal	Mitral stenosis	Unknown
31	18	3 9	F.	A.R.M. Forceps	Eclampsia	Prematurity	...	Toxaemia. Prematurity
32	95	1 12	M.	A.R.M. Unassisted Breech	Toxaemia	Prematurity	...	Toxaemia. Prematurity
33	131	...	F.	Cesarean section	Eclampsia	Toxaemia. Prematurity
34	379	5 12	F.	A.R.M. Normal	Toxaemia	Toxaemia
35	806	3 4	M.	A.R.M. Normal	Toxaemia	Toxaemia
36	895	4 4	F.	Normal	Toxaemia	Toxaemia
37	1043	3 2	M.	A.R.M. Normal	Toxaemia	Placental infarcts. Prematurity	...	Toxaemia
38	1458	5 3	M.	Normal	Toxaemia. Accidental A.P.H.	Toxaemia
39	1710	4 9	F.	A.R.M. Normal	Toxaemia	Prematurity	...	Toxaemia
40	1801	4 10	M.	A.R.M. Normal	Toxaemia	Placental infarcts	...	Toxaemia
41	622	7 2	F.	A.R.M. Normal	Hypertension	Maternal Hypertension
42	538	8 5	F.	Normal	...	Postmaturity (Intrauterine death before labour)	...	? Postmaturity
43	1527	2 1	F.	Normal	Diabetes. Toxaemia. Hydramnion	Diabetes

STILL-BIRTHS—continued

Case No.	Reg. No.	Weight	Sex	Method of Delivery	Maternal Complication	Fetal Complication	P.M. Findings	Probable Cause of Death
BOOKED								
44	42/1525	1 12	M.	Spontaneous shoulder1st Twin	Unknown
45	676	4 8	M.	Unassisted breech	Macerated	Unknown
46	676	6 2	M.	Normal	Hydramnion	Twins	Macerated	Unknown
47	752	6 13	F.	Normal	...	Postmaturity	...	Unknown
48	930	2 9	M.	Breech	Macerated	Unknown
49	973	4 4	M.	Normal	Macerated	Unknown
50	1569	—	M.	Breech	Unknown
51	1630	8 8	F.	Normal	...	Postmaturity	...	Unknown
52	1972	4 6	F.	Normal	...	Placental infarcts	Macerated	Unknown
EMERGENCY								
53	689	6 12	F.	Normal	Failed forceps before admission	...	Fractured skull, Cerebral hemorrhage	Cranial trauma
54	1021	7 2	M.	Assisted breech	Cranial trauma
55	827	6 10	F.	Assisted breech	Placenta praevia	Asphyxia (Placenta Praevia)
56	1597	3 11	F.	Assisted breech	Accidental A.P.H.	Prematurity	...	Asphyxia (Accidental A.P.H.)
57	1009	4 8	M.	Unassisted breech	...	Placental separation at version	...	Asphyxia (placental separation)
58	1180	6 2	F.	Normal	...	Ante-natal version	Macerated	Asphyxia (breech)
59	909	7 4	M.	Unassisted breech	Atelectasis	Toxaemia
60	1429	2 4	F.	A.R.M. Breech	Toxaemia	Retroplacental clot	...	Maternal Hypertension
61	1819	—	F.	Unassisted breech	Hypertension	...	Macerated	Unknown
62	498	6 11	F.	Normal	...	(Intrauterine death before labour)	Nothing abnormal found	Unknown

INFANT DEATHS

29 Cases.

Case No.	Reg. No.	Birth Weight	Sex	Method of Delivery	Maternal Complication	Foetal Complications	P.M. Findings	Age Days	Method of Feeding	Probable Cause of Death
BOOKED										
1	72	5 0	F.	Forceps	Hydrannion	...Multiple congenital deformities	...	1 hr.	—	Congenital abnormality
2	327	6 14	F.	NormalMultiple congenital deformities	Atelectasis	1 hr.	—	Congenital abnormality
3	543	6 12	M.	NormalIntestinal atresia	Intestinal atresia	4	Breast	Congenital abnormality
4	812	8 5	F.	NormalHydrocephalus	...	7	Breast	Congenital abnormality
5	91	6 6	M.	Normal	Intracranial hemorrhage	6 hrs.	—	Cerebral trauma
6	593	8 1	M.	Forceps	Tentorial tear	1	—	Cerebral trauma
7	932	6 11	M.	Normal	Toxemia	...	Intracranial hemorrhage	3	Breast	Cerebral trauma
8	1154	4 12	M.	Normal	Rapid delivery	...	Tentorial tear	2	—	Cerebral trauma
9	1002	9 1	M.	Manual dilatation. Forceps	Inertia	1	—	Cerebral trauma
10	1688	2 9	F.	ForcepsProlapsed cord	Intracranial hemorrhage	10 hrs.	—	Cerebral trauma
11	1937	5 10	M.	Forceps	Bronchiectasis	...	Tentorial tear	1	—	Cerebral trauma
12	250	6 2	F.	Normal	Atelectasis	1	—	Atelectasis
13	1554	7 11	F.	NormalCord round neck	Premature inspiration	1	—	Atelectasis
14	1892	4 10	F.	Normal	Atelectasis	17 hrs.	—	Atelectasis
15	305	—	M.	Normal	Atelectasis	5 hrs.	—	Prematurity
16	407	3 13	M.	Normal	1	—	Prematurity
17	798	2 1	M.	Normal	1	—	Prematurity
18	1064	—	M.	Normal	1	—	Prematurity
19	1202	3 9	M.	Normal	2	—	Prematurity
20	1733	5 9	M.	Normal	2	—	Prematurity
21	1922	3 15	F.	Breech	12 hrs.	—	Prematurity
22	842	3 9	M.	Breech	Pulmonary T.B.	24 hrs.	—	Prematurity
23	1567	4 6	M.	...	Placenta previa	24 hrs.	Breast	? Prematurity (A.P.H.)
24	42/1484	?	M.	A.R.M. Breech	Accidental A.P.H.	5 hrs.	—	Prematurity (A.P.H.)
25	1503	—	F.	A.R.M. Normal	Toxemia	Minutes	—	Toxemia. Prematurity
26	1542	5 10	M.	Normal	Toxemia	11 hrs.	—	Toxemia. Prematurity
27	1887	9 8	M.	Cesarean section	Disproportion	...Jaundice. Slight haematemesis	...	3	Breast	? Haemorrhagic disease
28	1302	9 8	M.	NormalL. Pyonephrosis. Absent R. Kidney	...	25	Breast	Uremia
EMERGENCY										
29	42/1536	3 14	F.	Forceps	Inertia	...Cord round neck	...	3 hrs.	—	Unknown
						...Prematurity	...	12 hrs.	—	Prematurity

FETAL ABNORMALITIES

31 Cases.

Case No.	Reg. No.	
1	559	Anencephaly.
2	306	Icterus gravis. Mother Rh— Baby Rh+. Recovered.
3	72	Hydrocephalus, congenital heart disease, deformed legs.
4	70	Anencephaly.
5	246	Claw hands.
6	327	Congenital cystic kidneys, soft skull, malformed tibiae.
7	273	Talipes equino varus.
8	255	Extra digit.
9	543	Congenital intestinal atresia.
10	462	Bilateral hare lip and cleft palate.
11	515	Bilateral talipes.
12	631	Hypospadias.
13	645	Bilateral hydroceles. Bilateral mastitis neonatorum. Suppurating on one side.
14	717	Bilateral talipes.
15	812	Hydrocephalus and spina bifida.
16	1446	Hydrocephalus. Spina bifida.
17	1406	Diaphragmatic hernia.
18	1419	Hare lip.
19	1301	Cephalhæmatoma.
20	1298	Hydrocele.
21	1763	Bilateral talipes equino-varus.
22	1733	Talipes.
23	1648	Congenital hydrocele.
24	1646	Penile hypospadias. Undescended testis.
25	1708	Mastitis neonatorum.
26	1732	Bilateral talipes and hypospadias.
27	1887	Absent R. kidney and L. pyonephrosis.
28	1923	Syndactyly.
29	1936	Hydrocephalus.
30	1307	Anencephaly.
31	1424	Congenital pyloric stenosis. Transferred to St. Bart's Hospital.

THE HISTORY OF THE

REIGN OF

CHARLES THE FIRST

BY

JOHN BURNET

OF THE UNIVERSITY OF OXFORD

IN TWO VOLUMES

LONDON

Printed by J. Streater, at the

Sign of the Sun, in St. Dunstons

Church, 1679.

THE SECOND VOLUME

OF THE

REIGN OF

CHARLES THE FIRST

BY

JOHN BURNET

OF THE UNIVERSITY OF OXFORD

IN TWO VOLUMES

LONDON

Printed by J. Streater, at the

Sign of the Sun, in St. Dunstons

Church, 1679.

THE SECOND VOLUME

OF THE

REIGN OF

CHARLES THE FIRST

BY

JOHN BURNET

OF THE UNIVERSITY OF OXFORD

IN TWO VOLUMES

LONDON

Printed by J. Streater, at the

Sign of the Sun, in St. Dunstons

Church, 1679.

THE SECOND VOLUME

OF THE

REIGN OF

CHARLES THE FIRST

BY

JOHN BURNET

OF THE UNIVERSITY OF OXFORD

IN TWO VOLUMES



For
Expectant
and
Nursing
Mothers

"Feeding for two"

Proper nourishment is of first importance to the health and comfort of expectant Mothers, and to the well-being of the baby, both before and after birth.

Whenever possible, babies should be breast fed, for certain properties of human milk cannot be completely reproduced by any other food. VIROL taken regularly by the Mother, both during pregnancy and while nursing her baby, is of the greatest assistance to both the quality and quantity of the milk. Many cases are on record where Mothers who have taken VIROL in this way have been able to feed their babies successfully.

VIROL may safely and advantageously be given to babies from the very first. It contains everything the growing body needs for healthy development. Even a little VIROL does a lot of good.

VIROL

Used in Hospitals and Clinics throughout the country

ANTISEPSIS

Prevention or Cure

'*Streptococcus pyogenes* and *B.coli*, even in the presence of pus, are killed within two minutes by a two per cent. solution . . . moreover, when Dettol is dried on the skin it confers protection for several hours against contamination by hæmolytic streptococci.'

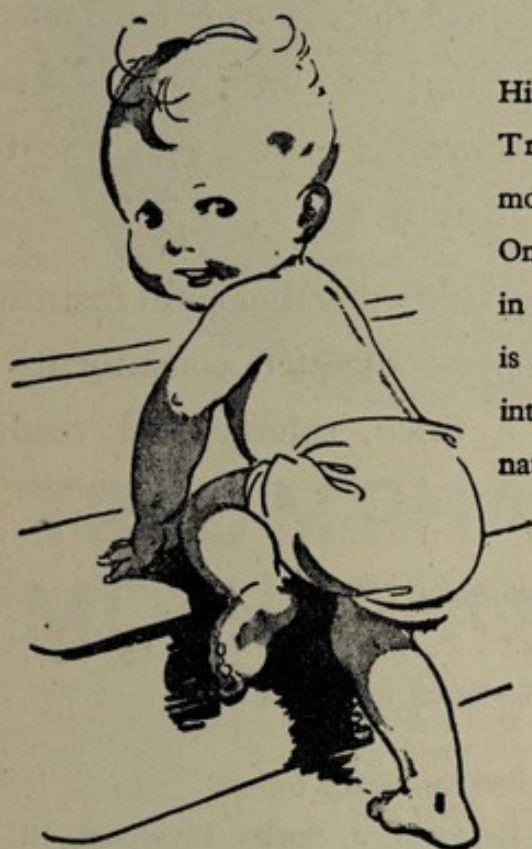
J. Obstet. Gynec. 1933, 40. 966.

In the advance of medicine war has always been the great catalyst. Today we see a quickening of the tempo of research into the chemotherapy of infections — the synthesis of ever more effective compounds for enhancing the body's resistance to bacterial invasion.

But in the operating theatre, in the labour ward, in the first-aid post, wherever the battle against infection is fought, there can be no relaxation in the ritual of antiseptics — no compromise in the principle that the greatest triumph over infection lies in its prevention.

Every extension in the use of 'Dettol,' in the hospital and the home, for the protection of the patient and the doctor, reduces the incidence of infections which call for curative measures. Cure is more spectacular than prevention, but prevention is still better than cure.

Baby never had a setback . . .



His first food was Humanised Trufood which is nearest to mother's milk. Now he has Follow-On Trufood—complete nutrition in a perfectly balanced form which is readily taken, assuring the uninterrupted continuance of baby's natural development.

HUMANISED TRUFOOD

For babies from birth to nine months

FOLLOW-ON TRUFOOD

For babies from nine months upwards

Suitable literature available on request. (To comply with regulations please enclose Id. stamp.)

Post this Coupon to
TRUFOOD LTD. (Dept. CQC
The Creameries,
Wrenbury, Cheshire.

Name

Address

TFC 190/515

TRUFOOD DEVELOPS STAMINA FOR THE FUTURE

ORAL TREATMENT OF ANAEMIA

with

HEPAMINO

(Proteolysed Liver)

Clinical trials have demonstrated the value of Hepamino in the oral treatment of pernicious and other megalocytic anæmias even when these have proved refractory to the established forms of liver therapy.

Developed and introduced by The Evans Biological Institute, Hepamino contains the enzyme digested constituents of whole fresh ox liver in a dried, soluble and readily assimilable form.

Issued in

Bottles of 5 oz. (approx.) ... each 15/-

Subject to the usual discounts

For further particulars apply to—

Liverpool : Home Medical Department, Speke, Liverpool, 19

London : Home Medical Department, Bartholomew Close, E.C.1

MEDICAL EVANS PRODUCTS

Made in England by

EVANS SONS LESCHER & WEBB LTD



TRIUMPHANT MOTHERHOOD

The women of Britain have discovered a new strength. They are playing a vital part in the drive to Victory. And so when Baby comes it is essential that they should be relieved of all worry about the youngster's food.

When natural feeding fails, every mother can rely upon COW & GATE to make her child a fine citizen of the peaceful future—strong in body and brain and bone.

Please remember COW & GATE must only be used for young infants.

© 3199

COW & GATE MILK FOOD
"Babies love it."

The principle behind

Wright's Coal Tar Soap



In Liquor Carbonis Detergens the antiseptic and antipruritic agents in Coal Tar were isolated for the first time from the inert residuum of substances lacking therapeutic value, and the preparation has been used and recommended by skin specialists for over 80 years.

It naturally followed that Liquor Carbonis Detergens was included in the basic formula of Wright's Coal Tar Soap. This powerful antiseptic principle gave the soap a character and value exclusively its own without the slightest risk of harshness to the skin. Wright's is specially soothing and particularly thorough in its cleansing.



For all your Chemist Needs
You can rely on

The
Boots
Chemists

THE NATION'S CHEMIST
FOR THE NATION'S NEEDS

★ At every Boots Branch there will be found a service which is not merely speedy and attentive but cordial and willing

CAN WE HELP YOU ?

•

WE ARE HELPING MANY OTHERS
WHOSE PREMISES HAVE BEEN
DAMAGED BY ENEMY ACTION
AND HAVE AIDED VITAL INSTITU-
TIONS TO CARRY ON WITH THEIR
GOOD WORK

•

DAMAGED ASPHALT, CONCRETE,
BOARDED OR ZINC COVERED FLAT
ROOFS OR EXPOSED FLOORS CAN
BE QUICKLY COVERED AND MADE
WATERTIGHT WITH OUR 2 LAYER
"COMPOSITE FLEXIBLE" FLAT
ROOFING

•

INSPECTIONS MADE AND ESTIMATES SUBMITTED
FREE OF CHARGE AND WITHOUT OBLIGATION


FIELD & PALMER LTD.

Asphalters and Flat Roofing Specialists

STATION ROAD, WOOD GREEN, N.22

Bowes Park, 1131-2

A Stranger . . .



Chancing to fall upon three stone-breakers earnestly employed at their task, was moved to enquire of each, "What are you doing?" The first replied, "Breaking stones"; the second, with more effect, "Earning a shilling a day"; but the third, with pride in his voice, answered—"I, sir, am building a cathedral."

It is sometimes considered that the ultimate object of a business house is merely a matter of performing the essential duties and filling its coffers. Perhaps that is the supreme end of many organisations. Here at Whiteleys, however, the hall-mark of our business is Service with Satisfaction.

The friendly atmosphere of the Store; the warm welcome afforded to all who enter therein; the willing service rendered; and the personal interest in every detail, are only a few of the characteristics which prompt us to look to the future, and remember that our chief consideration is to build up the contentment and well-being of all engaged in the business, giving splendid service to customers in building and retaining their goodwill.

WHITELEYS

The Universal Providers b8R

Bayswater, London, W.2

Phone : Bayswater 1234



MORS JANUA VITAE

Too dreadful even to dramatise, War has its compensations. Concomitantly and in the aftermath, some of the greatest surgical operations ever performed for the benefit of mankind and several of the most valuable drugs discovered to medical science, have been originated since the Third of September, 1939. In these discoveries May & Baker have had a not inconsiderable share.

It is probable that, in post-war practice, you may desire information on these and other of our products or on allied topics, when we would ask you kindly to communicate with our Medical Information Department. TELEPHONE: Ilford 3060. (EXTENSIONS : 61 & 83).

May & Baker Ltd

MANUFACTURERS OF MEDICAL PRODUCTS

DAGENHAM

LONDON



Distributors :

PHARMACEUTICAL SPECIALTIES(MAY & BAKER)LTD. DAGENHAM

Thermega^{Regd.}

MEDICAL APPLIANCES

made by the Pioneers of electrically-heated blankets in the U.K., are approved and used by the **ADMIRALTY, AIR MINISTRY** and leading **HOSPITALS**.

ELECTRICALLY HEATED
THERMOSTATICALLY
CONTROLLED

BLANKETS

for Ambulances, Accident Reception, Operating Theatre or General Wards

COT BLANKETS

for Children's Wards

PADS

for Local Application and Alleviation of Pain

Specially designed appliances for Ear, Eye, Head, and Other Purposes

CAGE HEATERS

for Limbs, Prematurely Born Babies, etc.

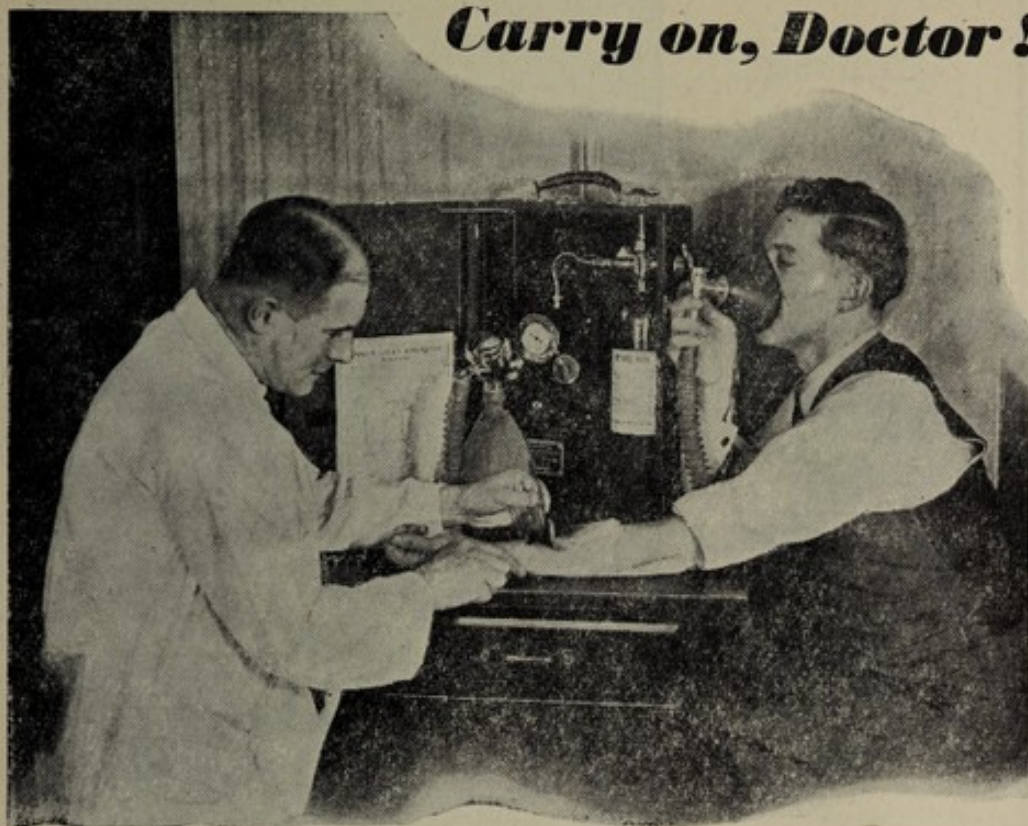
Send 1d. Stamp for illustrated descriptive booklet
No. 53 to:

THERMEGA LTD.

51-53

**VICTORIA ST.,
LONDON, S.W.1**
(Abbey 5701-2-3)

Carry on, Doctor!



**For
Self-administered
Analgesia in
Midwifery and
Minor Surgery**




THE wound was severe, the dressing likely to be painful, but "Carry on, Doctor, it doesn't hurt," was the patient's remark, between the periods of a self-administered state of analgesia. This is typical of the conditions which attend the administration of gas and air analgesia in cases where any painful wounds must be dressed without suffering or loss of consciousness. The "Minnitt" apparatus is the surest safeguard against these possibilities, for it is automatically controlled by the patient's respirations, promoting an easy and rapid state of analgesia and is proof against the delivery of an excess supply of gas.

THE BRITISH OXYGEN COMPANY LTD.

MEDICAL SECTION, WEMBLEY, MDX.

Incorporating COXETER & SON LTD. and A. CHARLES KING LTD.

CRITTALL WINDOWS FOR HOSPITALS



This Crittall casement window is a type used extensively in hospitals. The sub-light at cill, besides enabling the cill board to be used for flowers and other small objects without the danger of their falling out, gives an excellent weathering at cill. Other Crittall products which are especially suitable for hospitals include balance windows, sliding-folding windows for open-air wards, bedside screens for parallel disposition of beds, instrument cabinets, operating theatre windows, and pressed steel doors and door frames.

THE CRITTALL MANUFACTURING COMPANY LTD
210 HIGH HOLBORN, W.C.1 + HOLBORN 6612

*Builder
and
Decorator*

*Specialist
in
Repairs*

G. W. CLARKE
LTD.

1 UXBRIDGE ROAD
SHEPHERD'S BUSH
W. 12

Phone :
SHEpherds Bush 2808

Up-to-Date
Sanitation

ELECTRIC
STEAM
GAS

Sterilizers
FOR
WATER
DRESSINGS
INSTRUMENTS

HENRY WILSON
AND CO. LTD.

CORNHILL WORKS
LIVERPOOL, 1

Phone : Royal 5365

Telegrams : Sonwil, Liverpool

Queen Charlotte's Maternity Hospital

—•—

Benham & Sons Ltd. have installed
the steam boilers and services, the
central heating installation and the
hot water supply in the new buildings
of this Hospital.

BENHAM & SONS, LTD

Cooking Apparatus
MANUFACTURERS

Heating & Ventilating Engineers

66 Wigmore Street
LONDON W.1

BRANCHES : MANCHESTER
BOURNEMOUTH © BRIGHTON © DUBLIN
S. AFRICA

THE MANY LARGE ELECTRICAL
INSTALLATIONS CARRIED OUT BY
US DURING THE LAST 30 YEARS
INCLUDE— THE COMPLETE
ELECTRICAL EQUIPMENT IN THE
NEW QUEEN CHARLOTTE'S
HOSPITAL



H. A. Neale & Co. Ltd.

Electric Lighting and Power Engineers

115 HIGH HOLBORN
LONDON, W.C.1

Telegrams : " Petulant, London "


Telephone No. VICtoria 6446
(Private Branch Exchange)

PRESTIGE & CO. LTD.

BUILDERS



CONTRACTORS FOR NEW
Hospital Buildings
FOR
Queen Charlotte's
Maternity Hospital
HAMMERSMITH



CAMBRIDGE WHARF
GROSVENOR ROAD

S.W.1

ROBERT BAILEY & SON LTD.

SURGICAL DRESSING MANUFACTURERS

Contractors to Home and Colonial Governments, Hospitals, Railways, etc.

For any of your requirements in **SURGICAL DRESSINGS**
write us for quotations

Cotton Wool (all grades). Bacteriological Wools. "Zorbo" (P.A.T.A.)
Long Staple Wool. Non-Absorbent Wool. Absorbent Lint—Plain and
Boric Absorbent Gauzes. Muslins and Gauze Tissue. Bandages (all
qualities). First Aid Dressings. Sanitary Towels. Pneumonia Jackets.
Steraid Specialities. Sanibin (Soiled Dressing Receptacles)

"Steraid," "Zorbo" (P.A.T.A.) and "Sanibin" Registered Marks

Head Office and Works:

Dysart Street, Great Moor and Marriott Street, Stockport, Cheshire
Phone : Great Moor 3006 (2 lines) Grams : "Undisputed," Stockport

SANITATION : HEATING AND VENTILATION

ARTHUR **SCULL** & SON LTD

LONDON and BRISTOL

THE CONTRACTORS ENTRUSTED WITH
THE SANITATION OF NEW EXTENSIONS
QUEEN CHARLOTTE'S HOSPITAL

W. H. BAILEY & SON

THE 'PERFECTION' MIDWIFERY CASE (Reg.)

N.C. 3115

Made in BLACK or BROWN REXINE

Size $16 \times 6\frac{1}{2} \times 10$ ins. deep, with
removable lining. Spare Lining 8/-

CASE—

EMPTY, IN REXINE ... £3/12/0

COMPLETE ... £6/15/0

BAILEY'S QUEEN'S ATTACHE CASE

N.C. 3157

Case covered in Best Rexine,
Black or Brown with remov-
able washable lining.

Size $12\frac{1}{2} \times 9\frac{1}{2} \times 5$ ins.

Empty ... £2/15/0

Spare Lining ... each 7/-


COMPLETE ... £4/19/0

Prices subject to alteration
without notice



Particulars sent on Application

45 OXFORD STREET, LONDON, W.1. Tel. Ger. 2313 & 3185



FOR

LANTERN
SKYLIGHTS

AND

PATENT
ROOF GLAZING

*as fixed at Queen Charlotte's
and other hospitals*

Write to:

THE

BRITISH CHALLENGE GLAZING CO.

MARSHGATE LANE

STRATFORD

LONDON, E.15

Telephone: MARYLAND 4161 (7 lines)

COALS & BOILER FUELS

Our customers are assured of the promptest possible delivery of the best available grades of Coal and Boiler Fuels. Please re-order early.

G. J. COCKERELL & CO.

(Incorporated with Rickett, Cockerell & Co., Ltd.)

4 LLOYDS AVENUE, LONDON, E.C.3

'Phone : Royal 1220 (8 lines)

*** Consult Telephone Directory for list of local depots**

Q. C. H. NAPKINETTES
(FLUFFIES)

as used at

Queen Charlotte's Maternity Hospital

SUPPLIED BY

CARNEGIE BROS. LTD.

Manufacturers of Surgical Dressings

227/229 ESSEX ROAD, LONDON, N.I.

J. H. ST. JOHN & SONS

Builders and Contractors

ESTABLISHED OVER 60 YEARS

23-25 CASTLEREAGH STREET, W.I

(Late of 44 Seymour Place)

TELEPHONES : PAD. 2054-5

BEFORE YOU SELECT YOUR
WINDOW CLEANERS

be sure you are having

A RELIABLE COMPANY

SPECIALISTS IN ALL BRANCHES OF CLEANING
AND FLOOR POLISHING

MAYFAIR

Window Cleaning Co. Ltd.

18 GRANTHAM PLACE, PARK LANE, W.1

Telephone : Grosvenor 2851-2852

EMPLOYEES FULLY INSURED

*THE WORLD'S
BEST APPETIZER*

HOLBROOK'S
WORCESTERSHIRE
SAUCE.

*Readers are asked to extend
their patronage to the
advertisers who are support-
ing the Hospital by taking
space in this Report*

