

## **Report of the Health Officer, Corporation of Madras Health Department.**

### **Contributors**

Madras (India). Health Department.

### **Publication/Creation**

Madras : [Health Dept.], [1965]

### **Persistent URL**

<https://wellcomecollection.org/works/tub9r6c6>

### **License and attribution**

This work has been identified as being free of known restrictions under copyright law, including all related and neighbouring rights and is being made available under the Creative Commons, Public Domain Mark.

You can copy, modify, distribute and perform the work, even for commercial purposes, without asking permission.



Wellcome Collection  
183 Euston Road  
London NW1 2BE UK  
T +44 (0)20 7611 8722  
E [library@wellcomecollection.org](mailto:library@wellcomecollection.org)  
<https://wellcomecollection.org>

RCB  
2100

31517

# CORPORATION OF MADRAS

THE ROYAL SOCIETY  
for the Promotion  
OF HEALTH  
LIBRARY



RIPON BUILDINGS

## ANNUAL REPORT

OF

HEALTH DEPARTMENT

FOR

### 1965

PRESENTED BY

**Dr. A. RAMACHANDRA RAO**, M.B.B.S., B.S.Sc.,  
HEALTH OFFICER, CORPORATION OF MADRAS.

RCB/21(00)



22501409231

# CORPORATION OF MADRAS



## ANNUAL REPORT

OF

THE HEALTH OFFICER

FOR

1965



PRINTED AT

THE CORPORATION PRINTING PRESS, MADRAS-I

CORPORATION OF MADRAS



ANNUAL REPORT

OF  
THE HEALTH OFFICER

| WELLCOME INSTITUTE<br>LIBRARY |           |
|-------------------------------|-----------|
| Coll.                         | willcoinc |
| Call.                         | +         |
| No.                           | AnnRep    |
|                               | WA28      |
|                               | .J14      |
|                               | M18       |

1965

THE CORPORATION PRINTING PRESS, MADRAS-1

## FOREWORD

It gives me great pleasure to place before the City Corporation Council, the annual report of the Health Officer on the administration of the Health Department for the year 1965. Dr. A. Ramachandra Rao, continued to be the Health Officer of the City.

It is gratifying to note that the City was comparatively free from Small-Pox during the year under review, with only 730 cases as against more than 2,000 cases a year in the previous years. I am sure this is the early impact of the National Small-Pox Eradication Programme which was started in 1963, on October 2nd and I fervently hope that this tempo will be maintained and ere long this dreaded disease will be brought under complete control in the coming years by intensifying the vaccination campaign to maintain a high level of immunity in the Community.

As regards the Cholera, the City was not free, though the number of cases was less in 1965 than in 1964, control of Cholera is beset with several difficulties especially now, when the organism responsible in the City has been found to be Cholera El Tor and not the true classical "Cholera Asiatica". The carrier state in Cholera El Tor is a problem facing the whole world and is reported that the WHO is seized of the problem. Further, the control of Cholera is directly connected with the sanitation, though the preventive inoculation may help to a certain extent. Not only the Health Officer but also other Heads of the departments who are also responsible for the environmental sanitation will do their best to see that the general standard of sanitation in the City is improved so as to minimize the incidence of these INGESTION Diseases.

The Infant Mortality has been brought below the Century mark and this is reported to be the lowest ever recorded in the City. But it is not a consolation since it is far higher than that in several other countries. Again the IMR is an index of general sanitation of the locality. Though there is some progress much has to be done to improve the sanitary conditions in the City and lower the IMR still further.

Some action has been taken towards the improvement of Food Establishment Sanitation. New By-laws are framed and they are before the competent authorities and when they are passed, there is every hope that the sanitary conditions in the restaurants and other eating establishments can definitely be improved. Again on the food front, adulteration is another evil, that is rampant in the City and every effort should be taken by the Health Officer and his assistants to tighten up and see that the citizens get wholesome food.

Regarding the medical inspection of school children, the Health Officer has put up the re-organisation proposals and they are on the point of implementation. When they come into force not only a majority of the children studying in the Corporation Schools will be medically examined every year but also, the defects of children detected will be effectively rectified, by a regular follow up programme.

There has been considerable progress in providing medical relief, maternity and child care services and lab services also. It is gratifying to note that several scientific papers have been published on the results of the research work done on Small-pox and other communicable diseases by the officers of the Corporation and these have earned world wide recognition.

In conclusion, I wish to place on record the valuable services rendered by the Health Officer and his Assistants and I fervently hope that they will continue to put forth their best efforts to see that the City of Madras is made more healthy than what it is today.

(Sd.) J. A. AMBASANKAR,

Commissioner,

CORPORATION OF MADRAS.

Dated: 3-1-1967.

# CORPORATION OF MADRAS

## HEALTH DEPARTMENT

### ANNUAL REPORT FOR 1965

#### CONTENTS

|  | Pages  |
|--|--------|
| 1. INTRODUCTION  | 1 to 5 |
| 2. REPORT—   |        |
| SECTION A— <i>Statistical Information:</i>                 |        |
| 1. Important Statistical Data                              | ... 6  |
| 2. Meteorological Data                                     | ... 7  |
| 3. Vital Statistics  | ... 7  |
| a. Population  | ... 7  |
| b. Births  | ... 8  |
| c. Deaths  | ... 9  |
| d. Registration of Births and Deaths                       | ... 13 |
| SECTION B— <i>Communicable Diseases and their control:</i> |        |
| 1. Inhalation Diseases                                     | ... 14 |
| a. Small-pox   | ... 14 |
| b. Chicken-pox   | ... 17 |
| c. Measles   | ... 17 |
| d. Diphtheria  | ... 17 |
| 2. Ingestion Diseases                                      |        |
| a. Cholera   | ... 17 |
| b. Typhoid   | ... 18 |
| c. Dysentery and Diarrhoea                                 | ... 19 |
| 3. Arbor Diseases  |        |
| a. Malaria   | ... 19 |
| b. Anti-Mosquito & Anti-Fly Measures                       | ... 26 |
| c. Filariasis  | ... 27 |
| 4. Zoonoses  |        |
| Anti-Rabic-Measures  | ... 28 |

SECTION C—*Sanitation:*

|  |     |    |
|--|-----|----|
| 1. Food Sanitation and Food Adulteration | ... | 30 |
| 2. Environmental Sanitation              | ... | 39 |
| 3. Industrial Sanitation                 | ... | 43 |
| 4. Port Sanitation                       | ... | 46 |

SECTION D—*Medical Relief:*

|                    |     |    |
|--------------------|-----|----|
| 1. Hospitals       | ... | 48 |
| 2. Dispensaries    | ... | 55 |
| 3. Special Clinics | ... | 55 |

SECTION E—*School Hygiene:*

|                              |     |    |
|------------------------------|-----|----|
| 1. School Medical Inspection | ... | 76 |
| 2. School Lunch Programme    | ... | 77 |

SECTION F—*Laboratory Services:*

|                              |     |    |
|------------------------------|-----|----|
| 1. Public Health Laboratory  | ... | 82 |
| 2. Public Analyst Laboratory | ... | 86 |
| 3. Water Analyst Laboratory  | ... | 92 |

SECTION G—*Recreation and Community Centres:*

|                      |     |     |
|----------------------|-----|-----|
| 1. Ashok Vihar       | ... | 100 |
| 2. Community Centres | ... | 108 |

SECTION H—*Care of the Mother and Children:*

|                           |     |     |
|---------------------------|-----|-----|
| 1. Child Welfare Scheme   | ... | 110 |
| 2. Family Planning Scheme | ... | 112 |

SECTION I—*Care of the old infirm and destitutes:*

|                       |     |     |
|-----------------------|-----|-----|
| 1. Special Home       | ... | 114 |
| 2. Homes for Homeless | ... | 116 |

SECTION J—*Care of the Animals:*

|                            |     |     |
|----------------------------|-----|-----|
| 1. Veterinary Dispensaries | ... | 118 |
| 2. Zoological Gardens      | ... | 119 |

SECTION K—*Miscellaneous:*

|   |     |     |
|---|-----|-----|
| Dhobikhana  | ... | 122 |
| Swimming Pools                                      | ... | 122 |
| Blood Meal  | ... | 122 |
| 3. List of Institutions under the Health Department | ... | 122 |
| 4. Statistical Supplement:                          |     |     |
| Vital Statistics                                    | ... | 137 |
| Medical Inspection                                  | ... | 185 |
| Water Analysis                                      | ... | 188 |
| Medical Relief                                      | ... | 206 |
| Food Analysis                                       | ... | 209 |
| Child Welfare Scheme                                | ... | 213 |

## INTRODUCTION

One of the most essential services of any municipality is the "Health Services". The Department of Health mainly has three responsibilities, viz., the prevention of sickness and relief to the suffering and positive promotion of health. To achieve these aims, the Health Department of the Corporation of Madras, has been trying its best in spite of several handicaps, to keep the Madras City as clean and healthy as possible, by controlling communicable diseases, improving the environmental and industrial sanitation, providing medical relief by running hospitals, clinics, dispensaries and maternity and Child Welfare Centres, etc.

The following are some of the salient features of the report of the Administration of Health Department for 1965.

### 1. Vital Statistical Data

#### POPULATION:

The mid-year population for 1965 as estimated by the Director General of Health Services is 18,65,000 and the calculated population by the natural increase method (that is excess Births over Deaths) was 19,05,800 as against the census population of 1961 of 17,29,141.

#### BIRTHS:

The recorded total births of the City during 1965 were 81,402 as against 73,566. The birth rate has slightly increased to 43.64 per million from 40.11 of the previous year.

#### DEATHS:

Slight increase in deaths also was recorded during the year. The total number registered is 32,474 as against 31,998 in 1964. But the death rate during the year was only 17.41 as against 17.44 in 1964.

#### INFANT MORTALITY:

During the year under review the number of deaths under one year of age were 8,130 and the infant mortality rate was 99.87 as against 7,803 and 106.06 respectively of the previous year. This is the lowest infant mortality rate ever recorded in the City so far which goes to prove that there is improvement in the sanitary condition of the City.

#### MATERNAL MORTALITY:

The mortality rate as a result of child bearing also showed a decline over that of 1964 from 1.78 to 1.45 during 1965.

### 2. Communicable diseases, and their control

#### SMALL-POX:

730 attacks and 156 deaths from Small-Pox were recorded in the City in 1965 as against 2,201 attacks and 491 deaths during the previous year. Since October 1963 upto December 1965, i.e. within the 27 months, National Small-Pox Eradication Staff and permanent Divisional Staff have done more than 25,50,000 vaccinations. The impact of Small-Pox Eradication Programme has already been felt as one can see in the reduction in the number of Small-Pox cases reported in the City during the year.

#### CHOLERA:

1,824 attacks and 111 deaths from Cholera were recorded in the City during 1965 as against 2,163 attacks and 130 deaths during the previous year. 3,68,000 inoculations against Cholera were done by the Health staff during

this year under review. Several isolates from the stools of Cholera cases were sent to the W.H.O. Reference Laboratory, Calcutta, for phase typing and it was reported that the majority of cases were caused by Cholera El Tor. One of the greatest problems with this Cholera organism is that the patients who recovered from Cholera El Tor infection become intermittent carriers with the result though they may be negative at the time of discharge, yet they may still pass germs in their stools periodically for months or even years, especially when they take purgatives. Hence this is one of the worst public health hazards, since it is likely that the City may have, on and off, Cholera cases and it is rather difficult to detect and eliminate such carriers of this disease once and for all. The World Health Organization is seized with the problem and especially now when this disease is crossing the International barriers and approaching the European Continent.

#### TYPHOID:

1,445 attacks and 79 deaths from enteric fever were recorded in the City as against 729 and 58 deaths during the previous year. The reporting of Typhoid in the City continues to be very poor. Every attempt is being made to see atleast the hospitals and nursing homes that treat cases of Typhoid, report promptly so that preventive precautions can be taken to avoid further spread of the disease. Since the Typhoid inoculation is not compulsory in the City, only on notification of a case, immediate contacts, people in surrounding houses, are inoculated. Action is being taken to see that atleast certain sections of the population are periodically inoculated against Typhoid.

#### MALARIA:

The National Programme of Malaria Eradication continued in the City during 1965. The main plan of control is the destruction of larval and pupal stages of "ANOPHELES" which is the vector of this disease Malaria. The Surveillance Wing of the programme is also continued for detection of fever cases by visiting house to house and such cases are treated with the anti-malarial drugs. The Surveillance staff as a routine took the blood smears of such fever cases and sent them to the Laboratory of Detection of Malarial Parasites. The City continued to be free from Malaria except for a few isolated imported cases from the neighbouring states during the year.

The supervision of other anti-mosquito operations was transferred to the Asst. Commissioners from the Senior Entomologist, and the staff under this scheme detected all the breeding places of the mosquitoes and used the usual larvicidal measures.

Though Hydrophobia did not account for loss of many lives in the City, yet as a measure of control of rabies in the animals routine seizure of unclaimed and stray dogs continued this year. 17,773 unclaimed and rabid dogs were electrocuted.

### 3. Sanitation

The most important aspect of sanitation that is engaging the particular attention of this department is an attempt to improve the sanitary conditions of the Food and Eating Establishments. The present by-laws governing the maintenance and up-keep of these establishments are far outdated and hence to move with the times and to improve the general standard of the sanitation in these establishments and to control the transmission of ingestion diseases through these establishments and sale of unwholesome food, proposals have been put up to amend the existing by-laws and these are before the competent authorities for their approval. It is hoped that when these new by-laws are enforced better sanitary conditions would prevail in atleast majority of the food establishments.

Food adulteration is rampant and in 1965, 7,908 samples of food were taken by this department staff, of which 2526 were found adulterated. The offenders were prosecuted. It is proposed to enlarge the Public Analyst Laboratory so that more samples could be taken for analysis. Similarly the by-laws and licensing conditions governing control of other trades, Industrial Establishments, etc., require thorough change. Towards this, action is being taken to revise the conditions of licence and the by-laws so as to improve the sanitation of industries, trades, and other establishments.

#### 4. Medical Relief

Free medical aid which has been one of the most important duties of this department was rendered through 55 dispensaries and a total of 39,89,659 patients have been treated in these dispensaries during the year under review.

In addition five Tuberculosis Clinics were run, four in the Government Hospitals and one separately at Pulianthope. The total number of Tuberculosis cases treated was 8,329 during 1965. The two Leprosy Clinics, one at Vyasarpady and the other at Ice House Road have treated 54,058 cases of leprosy and other skin diseases. The only hospital run by the Corporation, viz. I.D.H.T. has treated a total of 14,126 cases during the year.

#### 5. School Health Services

The Corporation has been taking all possible steps to improve the health of the children who were studying in the Corporation Schools. It is a known fact that the school going child is susceptible to infection unless the child is well protected. It is also a fact that unless certain defects are rectified in the early part of the life, it may be difficult to rectify them when they become adults. With this end in view, the Corporation has got an organised School Health Services to provide medical inspection of children studying in the Corporation Schools but as mentioned in the last year's report with the existing set up it was not possible to examine even a fraction of the total strength. More than that for an effective implementation of the programme, follow up treatment is far more important than simple detection of the defects. With this aim in view thorough re-organisation proposals were placed before competent authorities which when implemented would enable the department to examine majority of the school children and more than that the department would be able to attend to all the minor ailments to those children who are suffering. It is hoped to improve the general standard of health of all the school children when this programme is implemented.

To increase the intake of calories of school going child who is usually under-nourished under the school lunch programme, about 35,000 Corporation School children are being given free lunch. To hasten the cooking and to maintain hygienic standards of the kitchen in the community kitchen at Gopalapuram, the cooking of rice is done by steam and it is proposed to extend similar facilities to all the community kitchens run by the Corporation. Unfortunately due to the scarcity of rice and rationing, the department was unable to extend the benefit of school lunch to more children who are deserving.

#### 6. Laboratory Service

The five laboratories run by Health Administration continue to render useful services not only to the citizens of Madras but also helped a long way in better maintenance of the Public Health Institutions run by the Corporation.

The Public Health Laboratory analysed 43,468 specimens of blood, sputum, urine, etc., as useful. The Food Analyst Laboratory analysed 7,961 samples of various food stuffs of which 7,908 were taken under Prevention of Food Adulteration Act, and the other 53 were received from various department of the Corporation as informal samples. The Water Analyst Laboratory analysed a number of water samples drawn from the main water supply

source, as well as the City Distribution System at different parts of the City. The Malaria Laboratory investigated the mortality rates of mosquitoes caught from different parts of the City and the effectiveness of different insecticides. The blood smears from all fever cases collected by the Surveillance staff have been examined for malarial parasites.

The Research Laboratory of I.D. Hospital has been doing extensive work in the field of epidemiology, virology and prevention and treatment of Small-pox, etc. Several research projects sponsored by the W.H.O. and I.C.M.R. were under study. During the course of this year, four technical papers based on the research done in this Laboratory were published in the W.H.O. bulletin. They were concerned with the recover of Small-pox virus from patients and the hospital environment, the relationship between susceptibility to Small-pox and the various blood groups, and the study of various blood coagulation factors in cases of Haemorrhagic Small-pox. Under the aegis of I.C.M.R. the research team also published a paper in the Journal of New York Academy of study of clinical and prophylactic effects of an isothiozole thiosemocarbozono (M. & B. 7714) against Small-pox.

### 7. The Health and Recreation Centre

The Ashok Vihar continued to provide the Medical Social and Recreational amenities to the poor families residing in the slums around the centre. In addition, training has been imparted to the students of Medical, Nursing and Social Faculties from Educational Institutions in the City. This Centre has also extended activities to training in handicrafts and to provisional maternity, family planning and dispensaries services to the people in the locality.

### 8. The Care of the Mother and Child

As usual, the Maternity and Child Welfare Services were under the supervisory control of the Lady Superintendent, Child Welfare Scheme. During the year, 47 Child Welfare Centres including 26 Maternity Homes were maintained with a bed strength of 346. Besides these, four Creches were also maintained. On the whole, nearly 28 thousand labour cases came under the care of this scheme during this year. In addition to this, several mothers as well as children were treated for minor ailments in the outpatient clinics. Neonatal vaccination against Small-pox and immunisation with triple antigen and free milk distribution were carried out in these Maternity Centres.

45 Mother Information Centres of the Family Planning Scheme continued to function during 1965 and 1,23,629 mothers were educated in planning their families and were supplied contraceptives free of charge.

### 9. Care of the Infirm and the disabled

The Special Home for the diseased, the infirm and the disabled beggars was continued to be maintained under the supervision of the Health Officer during the year. These beggars were rounded up by the police under City Police Act and were committed to this Home by the Courts. They were provided at the Special Home with free food, clothing, medical aid, etc. Besides, training in handicrafts, such as weaving and gardening, was given during their period of conviction. The daily average number of the inmates during the year was about 200.

The old and disabled persons who are beggars but who had no dependents were admitted to the Monegar and Rajah of Venkatagiri Choultry, Monegar Choultry Road, Royapuram, and the Corporation maintained accommodations for 150 such persons at that choultry.

### 10. Care of the animals

The Health Department has been maintaining 5 Veterinary Dispensaries with adequate staff to look after the animals that are sick and these dispensaries catered the needs of not only the public but also the animals belonging to the Corporation are treated in those places.

The Madras Zoological Gardens, the oldest Zoo in India continued to be maintained with the total livestock of 536 during the year 1965. As usual, the Wild Life Week was celebrated during the month of October. Proposals to improve the livestock and the accommodation of the Zoo were under consideration.

### 11. Miscellaneous

The two Community Centres at Seven Wells and Pulianthope were popular and continued to be utilised to the fullest advantage by the public. In addition to these, construction of similar centres for the benefit of the poor and middle class families are nearing completion at Chetpet, Sembium, Triplicane and Thyagaraya Nagar. The total number of functions conducted at Seven Wells and Pulianthope were 125 and 107 respectively.

As usual, education on various aspects of public health was carried out throughout the City, especially in slums and hutting grounds, to educate the masses in the prevention and control of infectious diseases and the upkeep of environmental sanitation. Especially, for the implementation of Small-pox Eradication Programme, the services of two qualified Health Educators have been employed and it has paid very good dividends, as can be seen from our results. However, a wholetime and permanent Health Educational Bureau is a "must" for such a premier Corporation for which proposals are being put up.

Health Department also maintained for the benefit of the public 11 dhobikhanas, 4 Public Cattle Yards, 32 Offices of Registration of Birth and Death Centres, and 63 Burial and Burning Grounds during the year under review.

#### CONCLUSION:

In conclusion, I have to state that it is not at all possible for this department alone to do everything, unless every citizen actively co-operates in all our activities and realises the important part he or she has to play in the maintenance of sanitary conditions in the City. The growing consciousness by the people of the various civic problems and their healthy and constructive criticism is really a welcome sign. The department admits that there is such a lot that could be done to improve the health of the City but with all its limitations and difficulties it has done something, and will definitely try to do better in the coming years, with the active co-operation of the Honourable Members of the City Council and the Citizens of Madras.

During the first year of my services as Health Officer, I have understood the various problems that have to be tackled and have been trying to improve the Health Services in the various fields. I take this opportunity to thank the citizens of Madras and the Hon'ble Members of the Council for their constructive criticism and co-operation in all our efforts. I am greatly indebted to the Commissioner, Corporation of Madras, but for whose guidance and advice even this little achievement the Department had, would not have been possible. I thank all the Heads of Departments, all my Assistant Officers and the Lady Superintendent, Child Welfare Scheme for the whole hearted co-operation they have given me in the administration of the department.

Dated: 31-12-1966.

(Sd.) A. RAMACHANDRA RAO,  
Health Officer,  
CORPORATION OF MADRAS.

## 1. IMPORTANT STATISTICAL DATA

|  |  |
|--|--|
| 1. Area  | ...31,90,09,920 Acres<br>(or)<br>49.74 Sq. Miles |
| 2. Population as per the census of 1961  | ... 17,29,141                                    |
| 3. Population estimated for the mid-year 1965  | ... 18,65,000                                    |
| 4. Population calculated on natural increase method<br>(excess of Births over Deaths)                        | ... 19,05,800                                    |
| 5. Average density per Sq. mile  | ... 373.32 Sq. Miles                             |
| 6. Births excluding Still Births   | ... 81,402                                       |
| 7. Deaths excluding Still Births   | ... 32,474                                       |
| 8. Still Births  | ... 2,021  |
| 9. Birth Rate as per estimated mid-year population   | ... 43.64  |
| 10. Birth Rate as per population calculated on the natural<br>increase method (excess Births over Deaths)    | ... 42.71  |
| 11. Death Rate as per estimated mid-year population  | ... 17.41  |
| 12. Death Rate as per Population calculated on the natural<br>increase method (excess of Births over Deaths) | ... 17.02  |
| 13. Natural increase   | ... 48,928                                       |
| 14. Rate of natural increase per 1000 of estimated popula-<br>tion   | ... 25.06  |
| 15. Still Births per 1000 Births (Live and Still)  | ... 24.22  |
| 16. Infant Deaths  | ... 8,130  |
| 17. Infant Mortality Rate  | ... 99.87  |
| 18. Maternal Deaths  | ... 121  |
| 19. Maternal Mortality Rate  | ... 1.45   |
| 20. Total No. of Small-Pox cases reported  | ... 730  |
| 21. Total No. of Deaths due to Small-Pox   | ... 156  |
| 22. Total No. of cases of Cholera reported   | ... 1,824  |
| 23. Total No. of Deaths due to Cholera   | ... 111  |
| 24. Total No. of Primary Vaccinations done   | ... 1,12,403                                     |
| 25. Total No. of Re-vaccinations done  | ... 12,58,470                                    |
| 26. Total No. of Anti-Cholera Inoculations done  | ... 3,68,721                                     |
| 27. Total No. of Inoculations against Typhoid  | ... 4,798  |

**SECTION-A**

STATISTICAL INFORMATION

SECTION-A

STATISTICAL INFORMATION

## 2. METEOROLOGICAL DATA

The Meteorological conditions of Madras City recorded during the year 1965 is appended to the Statistical Supplement (Statement 1.)

*Rain Fall:*—The Total Rain Fall recorded at the Nungambakkam observatory was 52.17 as against 54.39 inches for the year 1964.

The following statement shows the rain fall recorded from 1956 to 1965 (Month-wise).

### MADRAS NUNGAMBAKKAM RAIN FALL (in inches)

| Month       | 1956  | 1957  | 1958  | 1959  | 1960  | 1961 | 1962  | 1963  | 1964  | 1965  |
|-------------|-------|-------|-------|-------|-------|------|-------|-------|-------|-------|
| January ... | 2.13  | 0.00  | 0.39  | 0.00  | 1.70  | 2.7  | 0.10  | 3.82  | 0.00  | 0.36  |
| February... | 0.00  | 0.20  | 0.01  | 0.87  | 0.00  | 0.5  | 0.10  | 0.00  | 0.00  | 0.32  |
| March ...   | 0.00  | 0.00  | 0.00  | 0.00  | Tr.   | 0.00 | 0.00  | 1.08  | 0.00  | 0.00  |
| April ...   | 1.91  | 0.00  | 0.09  | 0.69  | Tr.   | 0.00 | 0.12  | 1.98  | 0.00  | 1.12  |
| May ...     | 0.90  | 0.40  | 2.78  | 0.49  | 0.32  | 0.8  | 4.42  | 0.29  | 0.06  | Trace |
| June ...    | 3.59  | 1.39  | 1.79  | 2.01  | 1.77  | 3.90 | 3.57  | 2.54  | 1.09  | 1.79  |
| July ...    | 4.47  | 5.59  | 1.77  | 2.60  | 2.51  | 8.5  | 4.11  | 1.83  | 4.18  | 3.58  |
| August ...  | 6.36  | 5.48  | 7.37  | 1.98  | 1.28  | 10.1 | 6.69  | 6.31  | 7.72  | 7.53  |
| September   | 8.37  | 3.59  | 1.62  | 3.34  | 10.82 | 7.3  | 5.36  | 3.44  | 5.23  | 4.22  |
| October ... | 6.76  | 8.59  | 16.43 | 13.51 | 9.19  | 8.0  | 20.55 | 10.01 | 5.76  | 3.23  |
| November    | 7.22  | 16.63 | 18.25 | 11.98 | 33.45 | 6.9  | 3.15  | 14.32 | 29.40 | 17.00 |
| December    | 3.72  | 0.11  | 3.61  | 1.42  | 5.68  | 0.4  | 6.46  | 6.16  | 0.95  | 13.02 |
| Total ...   | 45.43 | 41.98 | 54.11 | 37.99 | 66.72 | 49.1 | 50.63 | 52.18 | 54.39 | 52.17 |

## 3. VITAL STATISTICS

### (a) Population:

|   |     |           |
|---|-----|-----------|
| The City population as per census of 1961   | ... | 17,29,141 |
| Mid-year population of 1965 as estimated by the Director General of Health Services     | ... | 18,65,000 |
| The population calculated on the natural increase method (excess of Births over Deaths) | ... | 19,05,800 |

## (b) Births:

|   | 1965   | 1964   |
|---|--------|--------|
| Total Number of Births registered during the year                           | 81,402 | 73,566 |
| The Birth rate calculated per 1000 of the mid-year estimated Population ... | 43.64  | 40.11  |
| The Birth rate as calculated by natural increase method ...                 | 42.71  | 39.61  |
| The total number of still births during the year ...                        | 2,021  | 1,534  |
| Natural increase ...  | 48,928 | 41,568 |
| The rate of still births per 1000 births (Live and Still) ...               | 24.22  | 20.42  |

The statement showing the number of Registered Births Month-wise during the year 1965:—

| Quarter | Months    | No. of Births | Quarterly Total |
|---------|-----------|---------------|-----------------|
| First   | January   | 2,282         | 11,455          |
|         | February  | 3,291         |                 |
|         | March     | 5,882         |                 |
| Second  | April     | 5,587         | 18,508          |
|         | May       | 7,174         |                 |
|         | June      | 5,747         |                 |
| Third   | July      | 6,699         | 22,041          |
|         | August    | 7,597         |                 |
|         | September | 7,745         |                 |
| Fourth  | October   | 8,337         | 29,398          |
|         | November  | 8,519         |                 |
|         | December  | 12,542        |                 |
|         | Total     | 81,402        | 81,402          |

The statement showing the details of Births among the Principal Communities in the City.

| Communities       | No. of Births registered |         | Total  |
|-------------------|--------------------------|---------|--------|
|                   | Males                    | Females |        |
| Aliens            | 8                        | 16      | 24     |
| Anglo-Indians     | 70                       | 57      | 127    |
| Indian Christians | 1,589                    | 1,539   | 3,128  |
| Hindus            | 36,562                   | 35,284  | 71,846 |
| Muslims           | 3,207                    | 2,980   | 6,187  |
| Others            | 45                       | 45      | 90     |
| Total             | 41,481                   | 39,921  | 81,402 |

The Statement of Births and Deaths recorded in the City during the period 1956 to 1965 is furnished below with special reference to the natural increase:—

| Year | Births | Deaths | Natural Increase |
|------|--------|--------|------------------|
| 1956 | 67,476 | 33,927 | 33,549           |
| 1957 | 69,197 | 36,783 | 32,414           |
| 1958 | 71,880 | 36,880 | 35,000           |
| 1959 | 70,155 | 33,515 | 36,640           |
| 1960 | 72,610 | 33,729 | 38,881           |
| 1961 | 72,237 | 32,494 | 39,743           |
| 1962 | 75,619 | 28,763 | 46,856           |
| 1963 | 73,787 | 30,555 | 43,232           |
| 1964 | 73,566 | 31,998 | 41,568           |
| 1965 | 81,402 | 32,474 | 48,928           |

| (c) Deaths  | 1965   | 1964   |
|---|--------|--------|
| Total number of Deaths registered (excluding Still Birth) | 32,474 | 31,998 |
| Death rate as per estimated mid-year Population           | 17.41  | 17.44  |
| Natural Increase method (excess Births over Deaths)       | 17.02  | 17.23  |

Statement showing the number of Deaths registered during the four quarters of the Year:—

| Quarter | Month     | No. of deaths | Quarterly Total |
|---------|-----------|---------------|-----------------|
| First   | January   | 2,132         | 6,782           |
|         | February  | 2,223         |                 |
|         | March     | 2,427         |                 |
| Second  | April     | 2,201         | 6,917           |
|         | May       | 2,490         |                 |
|         | June      | 2,226         |                 |
| Third   | July      | 2,228         | 7,640           |
|         | August    | 2,456         |                 |
|         | September | 2,956         |                 |
| Fourth  | October   | 3,072         | 11,135          |
|         | November  | 3,589         |                 |
|         | December  | 4,474         |                 |
| Total   |           | 32,474        | 32,474          |

## Deaths among the Principal Religious Communities

The occurrence of Deaths Community-wise as follows:

| Principal Communities | No. of Deaths Registered |         | Total  |
|-----------------------|--------------------------|---------|--------|
|                       | Males                    | Females |        |
| Aliens                | 1                        | 1       | 2      |
| Anglo-Indians         | 43                       | 42      | 85     |
| Indian Christians     | 1,781                    | 752     | 1,533  |
| Muslims               | 1,572                    | 1,469   | 3,041  |
| Hindus                | 14,298                   | 13,462  | 27,760 |
| Others                | 34                       | 19      | 53     |
| Total                 | 16,729                   | 15,745  | 32,474 |

The number of Births and Deaths registered with respective rates among the principal religious sects and communities in the City during the year as compared with the previous years is furnished in the Statistical supplemental statement No. 10.

The Statement furnished below gives the age and sex-wise distributions of total deaths.

| Age Group          | Males  | Females | Total  | Percentage rate |
|--------------------|--------|---------|--------|-----------------|
| Under 1 year       | 4,295  | 3,835   | 8,130  | 25.03           |
| 1 to 4 years       | 3,265  | 3,826   | 7,091  | 21.80           |
| 5 to 9 years       | 618    | 672     | 1,290  | 3.09            |
| 10 to 14 years     | 269    | 249     | 518    | 1.59            |
| 15 to 19 years     | 255    | 270     | 525    | 1.59            |
| 20 to 29 years     | 788    | 816     | 1,604  | 4.94            |
| 30 to 39 years     | 914    | 808     | 1,722  | 5.30            |
| 40 to 49 years     | 1,216  | 728     | 1,944  | 5.92            |
| 50 to 59 years     | 1,524  | 886     | 2,410  | 8.44            |
| 60 years and above | 3,585  | 3,655   | 7,240  | 22.30           |
| Total              | 16,729 | 15,745  | 32,474 | 100.00          |

## PRINCIPAL CAUSES OF DEATHS

|  | 1965 as against 1964 |             |
|--|----------------------|-------------|
| Deaths due to Small-Pox during the year            | ...                  | 156 573     |
| Deaths due to Cholera during the year              | ...                  | * 111 * 153 |
| Deaths due to Respiratory Diseases during the year |                      | 7,635 7,466 |

\*Including Mofussil deaths

The following statement shows the figures under the principal causes of deaths with reference to Sex and the Rate per 1000 estimated mid-year population.

| Cause of death                         | Males  | Females | Total  | Rate per 1,000 estimated mid-year population |
|--|--------|---------|--------|--|
| Plague                                 | ...    | ...     | ...    | ...  |
| Cholera                                | 67     | 70      | 137    | 0.01   |
| Small-Pox                              | 124    | 122     | 246    | 0.12   |
| Measles                                | 22     | 21      | 43     | 0.02   |
| Malaria                                | 1      | 1       | 2      | 0.00   |
| Enteric fever                          | 54     | 25      | 79     | 0.04   |
| Other fevers                           | 247    | 113     | 360    | 0.20   |
| Dysentery                              | 1,198  | 1,344   | 2,542  | 1.38   |
| Diarrhoea                              | 796    | 792     | 1,588  | 0.96   |
| Tuberculosis (including T.B. of lungs) | 563    | 332     | 895    | 0.48   |
| Other Respiratory Diseases             | 3,867  | 3,768   | 7,635  | 4.09   |
| Deaths due to child birth              | ...    | 121     | 121    | 0.00   |
| All other causes                       | 9,790  | 9,036   | 18,826 | 10.09  |
| Total                                  | 16,729 | 15,745  | 32,474 | 17.39  |

The statement showing the number of Infant deaths under different age groups under one year.

| Age group                        | No. of Infant deaths |
|----------------------------------|----------------------|
| Under 7 days                     | 2,290                |
| Above 7 days and under one month | 1,009                |
| Above 1 month and under 6 months | 2,330                |
| Above 6 months and under 1 year  | 2,501                |
| Total                            | 8,130                |

The Statement showing the Infant Mortality rate recorded in the City since 1956.


| Year      | Infant Mortality Rate |
|-----------|-----------------------|
| 1956-1960 | 135.04                |
| 1960      | 121.60                |
| 1961      | 115.79                |
| 1962      | 97.19                 |
| 1963      | 107.66                |
| 1964      | 106.06                |
| 1965      | 99.87                 |

Statement showing the Principal causes of Infant deaths:—

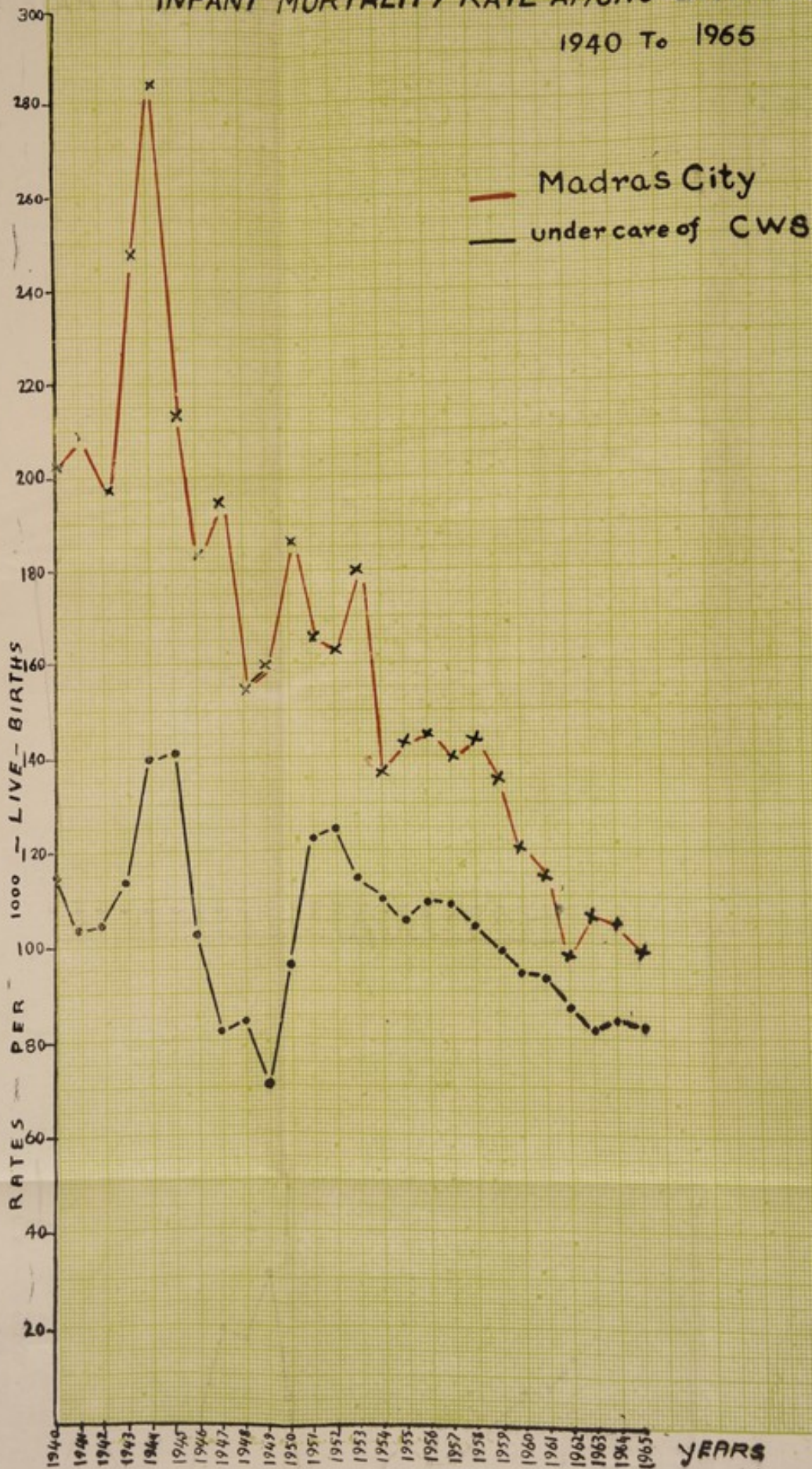
| S. No. | Cause of death   | No. of Deaths | Percentage of total |
|--------|--|---------------|---------------------|
| 1      | Cholera  | 2             | 0.02                |
| 2      | Small-Pox  | 36            | 0.42                |
| 3      | Measles  | 5             | 0.10                |
| 4      | Diphtheria   | 10            | 0.12                |
| 5      | Enteric fever  | 3             | 0.03                |
| 6      | Malaria  | ...           | ...                 |
| 7      | Other fevers   | 88            | 1.17                |
| 8      | Dysentery  | 469           | 5.86                |
| 9      | Diarrhoea  | 757           | 9.18                |
| 10     | Infantile Debility malnutrition including Premature births | 1,564         | 19.23               |
| 11     | Diseases of the respiratory system                         | 2,085         | 25.63               |
| 12     | Convulsions  | 36            | 0.42                |
| 13     | Other diseases   | 3,075         | 37.82               |
|        | Total  | 8,130         | 100.00              |

MORTALITY RATE AMONG LIVE BIRTHS  
1940 to 1985

— Modras City  
— Under care of CWS



# INFANT MORTALITY RATE AMONG LIVE BIRTHS 1940 To 1965



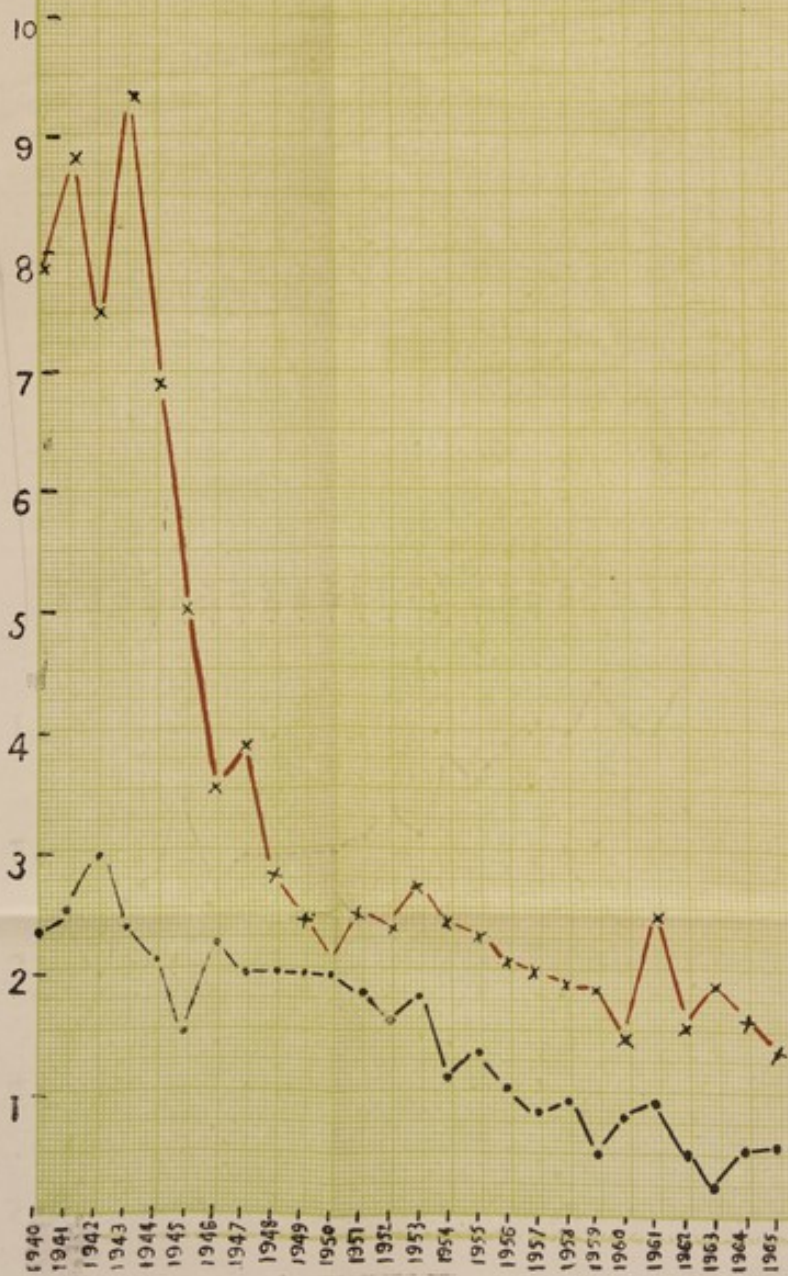
INTERNAL MORALITY RATE

MADRAS CITY

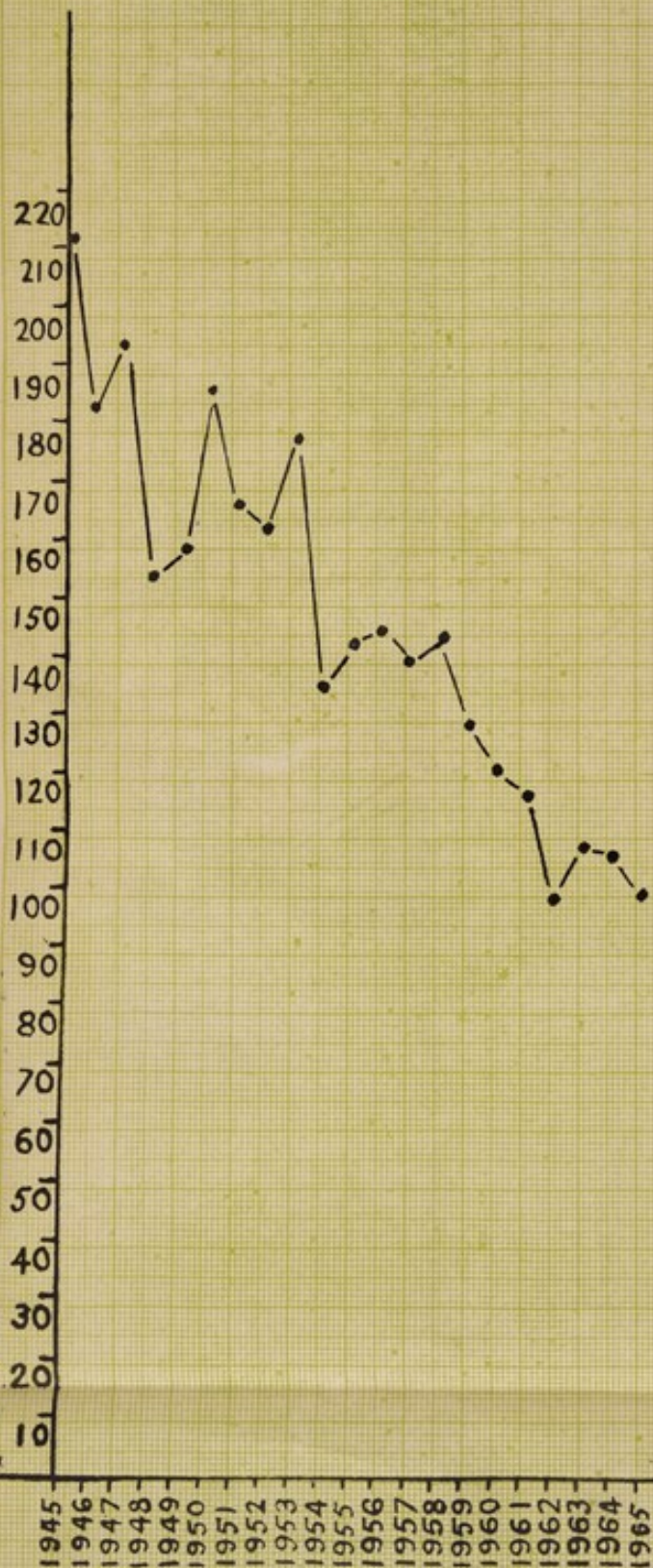
UNDER CARE OF C.W.S.

# MATERNAL MORALITY RATE

— MADRAS CITY  
— UNDER CARE OF C.W.S



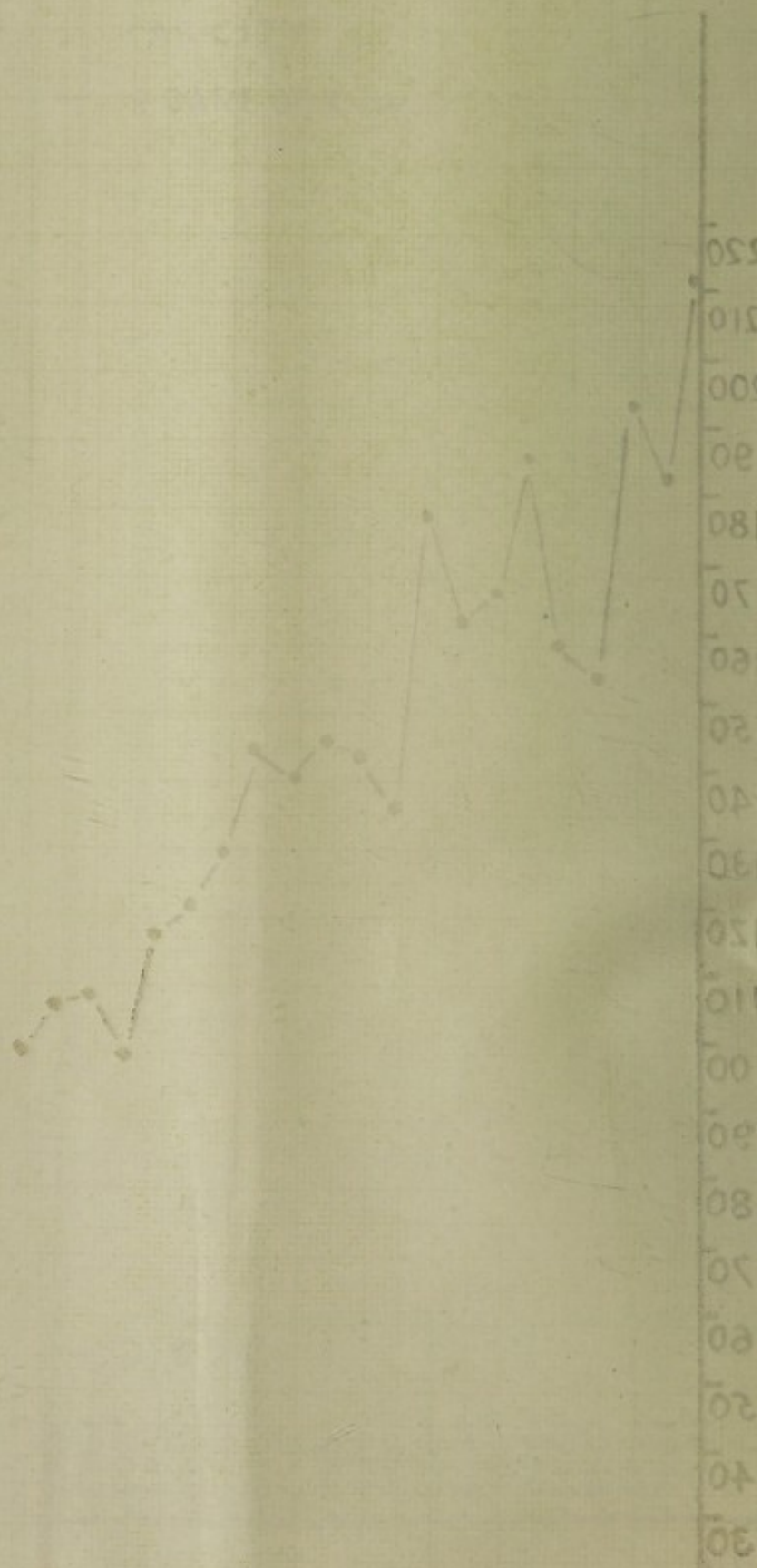
# MADRAS - INFANT MORTALITY RATE 1945 to 1965



Scale:- 1cm = 10 Numbers.

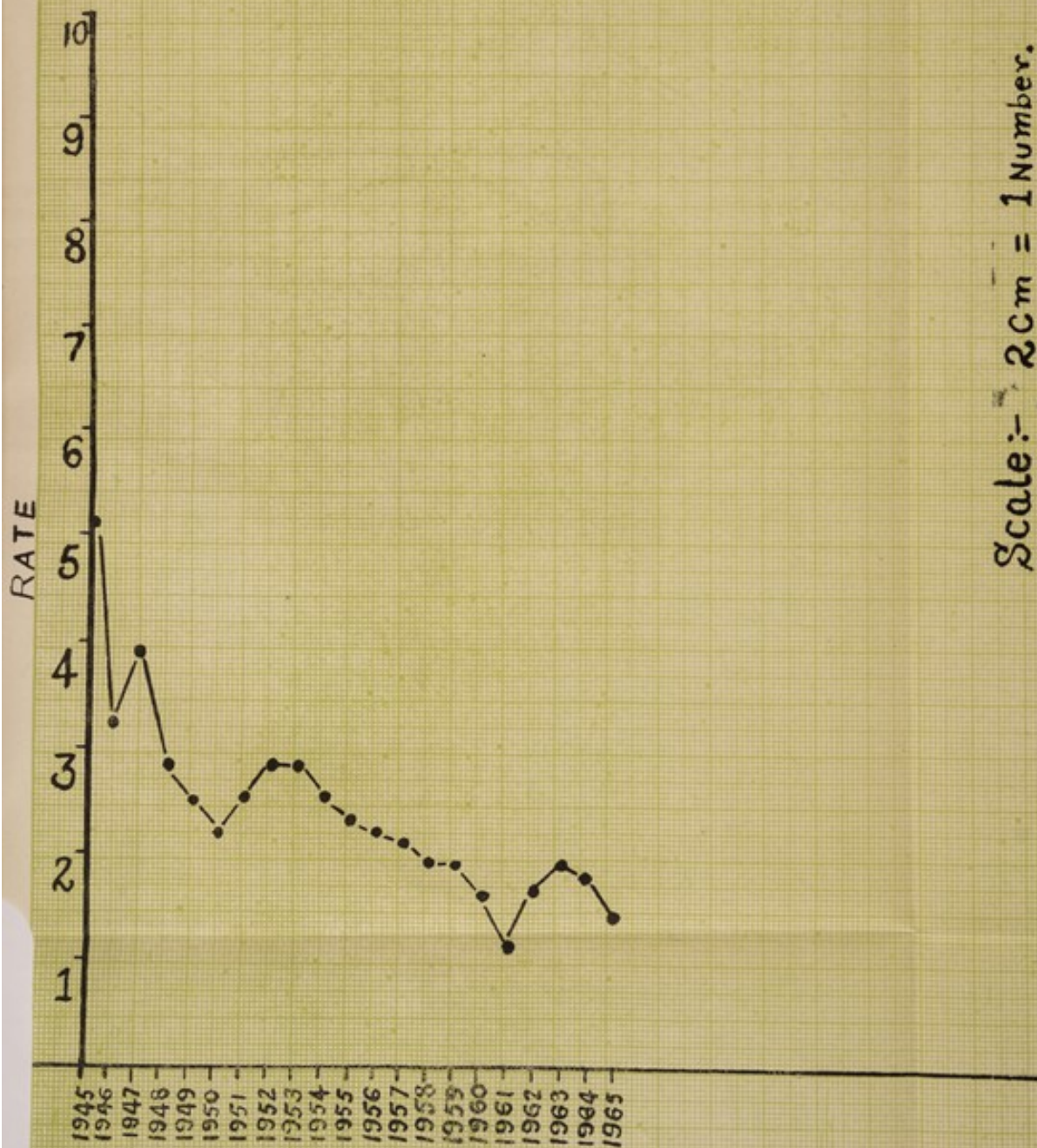
Scale:- 0.5cm = 1year.

MADRAS - INFANT MORTALITY  
1945 to 1962



# MADRAS CITY MATERNAL MORTALITY RATE

1945 & 1965




Scale:- 2cm = 1 Number.

Scale:- 1 year = 0.5cm.

MADRAS CITY MATERNAL MORTALITY RATE

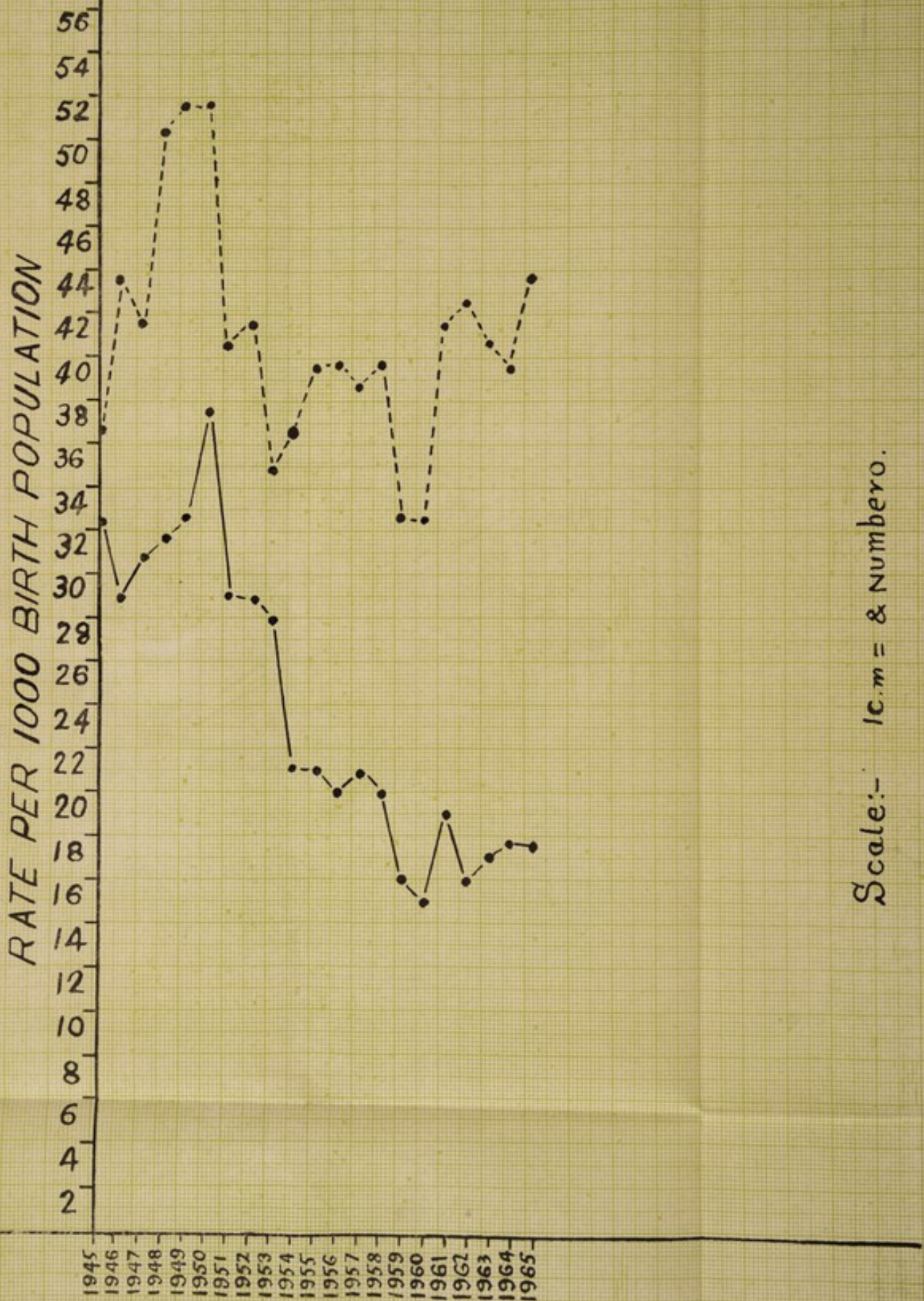
1945 & 1965



# DIAGRAM

ANNUAL BIRTH AND DEATH RATE IN MADRAS CITY


Births ..... Deaths. —



Scale:- 1c.m = & Numbero.

Scale-1year = 0.5 cm.

DIAGRAM  
 ANNUAL BIRTH AND DEATH RATE IN  
 1945 - 1965



Statement showing Maternal Mortality rate 1956-1965 :—

| Year | Maternal deaths | Maternal Mortality rate |
|------|-----------------|-------------------------|
| 1956 | 153             | 2.18                    |
| 1957 | 150             | 2.08                    |
| 1958 | 148             | 1.94                    |
| 1959 | 140             | 1.58                    |
| 1960 | 119             | 1.58                    |
| 1961 | 83              | 1.12                    |
| 1962 | 124             | 1.60                    |
| 1963 | 146             | 1.93                    |
| 1964 | 134             | 1.78                    |
| 1965 | 121             | 1.45                    |

**(d) Registration of Births and Deaths:**

Registration of Births and Deaths is compulsory in the City and is done in 31 Registration Centres, spread all over the City by trained full time Births and Deaths Registration Clerks under the immediate Supervision of 10 Circle Health Officers in charge of 10 division each. Births and Deaths occurring in the City are being recorded since 1st April 1868. Births and Deaths occurring in the State Hospitals, Nursing Homes, Clinics and Child Welfare Centres are reported by the respective authorities in the prescribed Birth and Death forms supplied to them. Births and Deaths occurring the residences are reported by the concerned parties. Sanitary Inspector (in-charge of Vaccination) verify all births registered within seven days from the date of Registration, persons are prosecuted for not registering the Births and Deaths.

Nursing Homes and Clinics are increasing in the City day by day. The existence of some of the Nursing Homes and Clinics in the City is not even known to the Department and vital events occurring in such Nursing Homes are not promptly and correctly reported. With the result, the parties suffer when they apply for extracts of such Births and Deaths. It is therefore quite necessary, that all Nursing Homes and Clinics should be registered at the Office of Health Officer, Madras in the interest of Health Administration in General and Vital Statistics in particular.

It is regrettable to note that reports of Vital events furnished by the Hospitals and Nursing Homes are not only not received regularly in time but also the particulars furnished by them in those reports are either in-complete or wrong in the majority of instances. The act provides that registration has to be done on the information furnished by the Hospital authorities. These defects are only found out when the parties apply for the true extract of Births and Deaths. Hence the rule have to be amended in such a way that all events whether this occur in the hospital or at home have to be registered by the parties concerned and they have to sign in the register so that those amendment need not be done latter.

**MATERNAL MORTALITY**

|   |     |                 |      |
|---|-----|-----------------|------|
|   |     | 1965 as against | 1964 |
| Deaths among the mothers as a result of child bearing | ... | 121             | 134  |
| Maternal Mortality rate                               | ... | 1.45            | 1.78 |

## 1. INHALATION DISEASES

## (a) Small-Pox

1965 as against 1964

Number of attacks of Small-Pox during the year ... 730  
 Deaths due to Small-Pox during the year ... 156  
 Case fatality rate ... 21.3

The following statement shows the cases of Small-Pox reported from the City and Mofussil and vaccinations performed month-wise by the regular Divisional Staff only (this is exclusive of vaccination done by N.S.E.P. Staff).

| Particulars              | 1965   |        |        |        |       |       |       |       |       |       |       |       | Total    |     |
|--------------------------|--------|--------|--------|--------|-------|-------|-------|-------|-------|-------|-------|-------|----------|-----|
|                          | Jan.   | Feb.   | Mar.   | Apr.   | May   | June  | July  | Aug.  | Sept. | Oct.  | Nov.  | Dec.  |          |     |
| { Attacks                | ...    | 130    | 103    | 147    | 84    | 56    | 52    | 50    | 51    | 19    | 4     | 19    | 15       | 730 |
| { Deaths                 | ...    | 27     | 19     | 28     | 27    | 12    | 12    | 9     | 8     | 3     | 1     | 6     | 4        | 156 |
| Primary Vaccinations ... | 5,831  | 5,907  | 6,617  | 4,347  | 2,657 | 4,266 | 3,896 | 2,587 | 5,127 | 4,021 | 3,857 | 3,241 | 52,354   |     |
| Re-Vaccinations ...      | 22,252 | 23,052 | 31,666 | 14,682 | 7,213 | 6,965 | 9,103 | 8,407 | 8,115 | 1,968 | 8,565 | 8,432 | 1,57,520 |     |
| { Attacks                | ...    | 75     | 86     | 80     | 64    | 34    | 41    | 48    | 44    | 24    | 8     | 22    | 21       | 547 |
| { Deaths                 | ...    | 9      | 14     | 12     | 13    | 8     | 5     | 8     | 4     | 7     | 2     | 6     | 3        | 91  |

730 attacks and 156 deaths from Small-Pox were recorded in the City against 2,201 and 491 deaths during the previous year.

## **SECTION-B**

**COMMUNICABLE DISEASES AND THEIR CONTROL**

SECTION-B

COMMUNICABLE DISEASES AND THEIR CONTROL

Since October 1963 upto 1965 (within 27 months) National Small-Pox Eradication Programme Staff and permanent divisional Staff had done 25,50,000. Vaccinations including repeat vaccinations. 240 vaccinators of the N.S.E.P. staff had done mopping up work in the City in the 3rd round. Due to intensive house to house vaccination programme, there had been appreciable decrease in the incidence of Small-Pox during the year in general and particularly from September.

Besides, necessary steps were promptly taken to check the spread of the disease, by the Health Staff. Intensive house to house inspection was conducted through out the City for the vaccination and Re-vaccination of unprotected children and adults. Vaccination was performed in the hutting grounds, Slums, Kuppams, Platform dwellers, Markets, Lodging Houses, Hostels, Bazaars, etc., with a view to protect the floating population. Vaccinations were also conducted after dusk in slums and the infected areas to get at the labourers as they usually leave for the workshop very early in the morning and return home by late in the evening. Re-vaccinations were conducted in Public institutions such as offices, Firms, Factories, Companies, Colleges, Schools, Mills, etc. As soon as a case was notified or detected the patients were immediately isolated at the Infectious Diseases Hospital. The Sanitary Inspectors examined all the contacts daily till the end of the incubation period. Intimations were sent to the concerned Health authorities in all the cases, of imported infections. The Health Propoganda Officer, and Health Educator conducted Health Education Lectures in the infected areas and their surroundings explaining to the Public about the prevalence of the disease and the precautionary measures to be taken to check the spread of the disease.

#### NATIONAL SMALL-POX ERADICATION PROGRAMME (North and South District)

*Report for the Calendar year 1965.*—“The Attack Phase” of the Programme which was launched on 2-10-1963 in North and South Districts of Madras City continued during the year 1964 progressed further in the year 1965.

*Staff.*—The additional staff of 20 vaccination Supervisors and 120 Asst. Vaccinators which was sanctioned during the year 1964 in order to accelerate the programme started functioning from the commencement of the year 1965.

*Vaccination coverage.*—The first house to house vaccination which was started on 2nd October 1963 and continued throughout the year 1963 was completed by March 1965, during which period under the N.S.E.P., 43,722 P.Vs. 10,57,750 R.Vs. were done. The Second round of house to house vaccination to cover up the missings, the new borns and immigrants, was started in April and ended in October 1965. During the period, additional 35,882 P.Vs. and 6,66,244 R.Vs. were done. The third round of mopping up operation was started in October 1965.

*Pattern of work.*—The unit of work at a time in the end and sweep was Circle-war and not as division-war as in the 1st sweep. The work in the end and 3rd sweep was of the nature of a mopping up operations consisting of vaccinations of the missed population and vaccinations failure of the 1st sweep, fresh immigrants and the new borns.

Two epidemiological squads consisting of one Vaccination Supervisor and three Asst. Vaccinators in each district were set up for prompt attention to the epidemiological work of the notified cases of Small-Pox in the districts to show the actual source of infection of the case and to cover up the Ring I and Ring II control unit, so that there is no further spread of infection.

*Health Education.*—Health Education by the Health Educators was done as a routine measure in the North and South Districts before doing the vaccinations. The propaganda van with musician-cum-propagandist and the Health Educators visited all the divisions in the City of Madras and carried out propaganda work.

*Salient features during the year.*—The staff of the North and South Districts, took active part in bringing out the exhibition conducted in the Childrens theatre of the theme of small-pox—“Constant alert”, on W.H.O. day. Intensive health education training was given to all the Vaccinators and Supervisors to improve the tempo of vaccination and to win the confidence of the public by proper approval through educational media by playcards, free talks on health subjects, distribution of pamphlets and film shows in slums and conected areas.

*Small-Pox Eradication Week.*—Eradication week for Small-pox was celebrated from 10-9-1965 to 22-9-65 and a Health Exhibition was conducted in Nehru Stadium during the week. A competitive primary vaccination drive was conducted by the staff in the districts and the best team who did maximum number of primary vaccination during the week was awarded with individual prizes to the vaccinators in that team. The winning team of 12 Asst. Vaccinators in each district who performed the highest number of vaccinations was awarded individual prizes by the Hon'ble Smt. Jothi Vencatachellum Health Minister, Madras State at the inaugural function of the week conducted at the Nehru Stadium on 28-9-1965. The staff of North and South District also took part in the exhibition on Small-pox conducted in the Stadium for the benefit of the public.

*Inspection.*—Dr. K.K. Lal, Deputy Director General of Health Services, Government of India and Dr. K.S. Ramakrishnan, Asst. Director of Public Health, Small-pox Eradication programme, Government of Madras, who inspected the work during the year were acquainted with the progress of the work.

*Visitors.*—

1. Mr. David Hutchison, Senior Script Writer of the B.B.C., London.
2. The Review Committee of the Central Council of Health consisting of Dr. V. Ramakrishnan, Director of Central Health Education Bureau, New Delhi; Dr. M. Derry Berry, Health Education Advisor of the USAID and Dr. S. Subbiah, Asst. Director of Public Health, Health Education Bureau, Government of Madras, which visited Madras was acquainted with the Health Educational activities in the implementation of the Small-pox Eradication Programme in the City of Madras.
3. Dr. Grishin of the World Health Organization.
4. Dr. Lyonnet of the World Health Organization.
5. Dr. William Nicol, Deputy Medical Officer of Health, Birmingham, England visited the field centre on 17-3-65 and associated himself with the working of the N.S.E.P. scheme both in the field and field centre.

Statement showing the total number of primary vaccinations and re-vaccinations done by N.S.E.P. staff only, during the period from 2-10-63 to 31-12-65 and during the year 1965.

| Period  | Primary Vaccinations | Re-vaccinations | Total     |
|---|----------------------|-----------------|-----------|
| During calendar year 1965 ...                               | 58,049               | 11,00,950       | 11,58,999 |
| Since beginning of the programme on 2-10-63 to 31-12-65 ... | 90,618               | 18,50,641       | 19,41,259 |

**(b) Chicken-Pox**

|                                       | 1965  | as against | 1964  |
|---------------------------------------|-------|------------|-------|
| Number of attacks during the year ... | 4,603 |            | 3,098 |
| Number of deaths during the year ...  | 4     |            | 11    |

Chicken-Pox which was supposed to be a non-fatal disease, has been responsible for a few deaths in recent years as in other countries. The usual fatal complications were virus Pneumonia and Haemorrhagic Chicken-pox.

**(c) Measles**

|                                       | 1965  | as against | 1964 |
|---------------------------------------|-------|------------|------|
| Number of attacks during the year ... | 1,491 |            | 768  |
| Number of deaths during the year ...  | 45    |            | 12   |

Malnutrition and other debilitating diseases of children have been responsible for the complications of Broncho-Pneumonia in the deaths due to Measles.

**(d) Diphtheria**

|                                     | 1965 | as against | 1964 |
|-------------------------------------|------|------------|------|
| Reported cases during the year ...  | 36   |            | 90   |
| Reported deaths during the year ... | 17   |            | 35   |

This shows that the notification of Diphtheria is very poor since under modern treatment, the case fatality rate cannot be 50%. Like other notified diseases, notification of Diphtheria is very poor even from the Hospitals and Nursing Homes.

**2. INGESTION DISEASES****(a) Cholera**

|   | 1965  | as against | 1964  |
|---|-------|------------|-------|
| Number of cases of reported Cholera ...   | 1,824 |            | 2,163 |
| Deaths due to Cholera during the year ... | 111   |            | 130   |
| Case fatality rate ...                    | 6.1%  |            | 6.0%  |

The City has been fairly free from Cholera between March and June 1965 and Cholera broke out in the City in the beginning of July 1965.

—After 14th July, cases were reported mostly from Kasimode and Korukupet area in North Madras. Suddenly there was rapid increase in the incidence since the advent of North East Monsoon in the middle of October 1965 and the Epidemic reached its peak in November. Most of the cases admitted into I.D. Hospital, Tondiarpet has been declared to be due to El.tor strain of the Vibrios. Special staff have also been appointed both at the Hospital as well as in the field to check the spread of infection.

All the necessary precautions have been taken to prevent further spread by Public Health Staff. 3,68,721 persons have been protected with Anti-Cholera Inoculation. Disinfection Squads of I.D.H. have been working round the clock, to attend in the infected areas with one Vehicle, one Sanitary Inspector with 2 literate thozhilalies and as soon as the case is admitted to I.D.H., Deflying and Disinfection Squad immediately attended to the Deflying and Disinfecting the infected house. The wells in the infected localities have been chlorinated by the chlorination staff.

Number of attacks and deaths from Cholera registered during each month in the year 1965 is furnished below:—

| Month<br>1965 | City    |        | Mofussil |        |
|---------------|---------|--------|----------|--------|
|               | Attacks | Deaths | Attacks  | Deaths |
| January       | 115     | 8      | 63       | 6      |
| February      | 64      | 7      | 26       | 3      |
| March         | 35      | 6      | 6        | ...    |
| April         | 22      | ...    | 6        | 1      |
| May           | 4       | 1      | 3        | 1      |
| June          | 2       | ...    | ...      | ...    |
| July          | 39      | 4      | 4        | ...    |
| August        | 201     | 9      | 30       | ...    |
| September     | 143     | 15     | 41       | 3      |
| October       | 255     | 13     | 49       | 2      |
| November      | 524     | 29     | 51       | 5      |
| December      | 420     | 19     | 100      | 5      |
| Total         | 1,824   | 111    | 379      | 26     |

(b) Typhoid

1965 as against 1964

|  |     |       |     |
|--|-----|-------|-----|
| Number of Cases reported                 | ... | 1,445 | 729 |
| Number of deaths reported due to Typhoid | ... | 79    | 58  |

Necessary steps were promptly taken to check the spread of the disease in the City. The Sanitary Inspectors have taken prompt in all cases notified. Thorough disinfection of the infected houses and their surroundings and inoculation of contacts and the neighbours were carried out immediately.

The notification of cases by the private Medical practitioners continued to be very poor. The Cleansing Department have taken action to keep the areas clean and tidy. The wells in the infected houses were chlorinated regularly. Distribution Mains of water supply in the infected areas have been chlorinated intensively by extra Chlorination. The Sanitary Inspectors had taken steps to seize and destroy un-wholesome food stuffs, ice cream and fruits exposed to dust and flies in their division especially near Schools and Markets by conducting special raids. 4,798 inoculations against Typhoid were done by Health staff during 1965. These figures of notified cases do not give any correct position of Typhoid in the City. There is no doubt that this is under notification of Typhoid. Even the state Hospitals do not notify cases of Typhoid regularly.

### (c) Dysentery and Diarrhoea

|                                   | 1965 as against 1964 |              |
|-----------------------------------|----------------------|--------------|
| Number of attacks during the year | not reported         | not reported |
| Number of deaths during the year  | ... 4,130            | 3,379        |

## 3. ARBOR DISEASES

### A. Malaria

#### NATIONAL MALARIA ERADICATION PROGRAMME

The National Malaria Eradication Programme is an All India one and is being implemented in the Country as per pattern laid down by the Central Government. The programme is aimed at the eradication of Malaria in the Country and the Corporation of Madras has been participating in the above Scheme from its inception.

In Madras City, Malaria is transmitted by the species of Anopheles called Anopheles stephensi. The Anopheles stephensi breeds mainly in wells, sisterns, overhead tanks and other water collections in the City. The main plant of control in the City is the destruction of the larval and pupal stages of the Anopheles in the above cited situations. The Surveillance wing of the National Malaria Eradication Programme is also under effective implementation from the year 1960. The Surveillance Personnel detect all fever cases and treat them with 4-aminoquinoline tablets after taking blood smears. The blood smears are examined for Malaria Parasites and positive cases found are radically treated with 8 aminoquinolines.

*Staff.*—During the year 1965, Thiru V. Sivasubramania Pillai, Senior Entomologist continued to be directly in-charge of the National Malaria Eradication Programme Scheme in the City.

The following are the staff sanctioned for the National Malaria Eradication Programme.

|                         |     |   |
|-------------------------|-----|---|
| Senior Entomologist     | ... | 1 |
| Entomological Assistant | ... | 1 |
| Malaria Supervisors     | ... | 6 |

|                           |     |     |
|---------------------------|-----|-----|
| Laboratory Technicians    | ... | 3   |
| Asst. Malaria Supervisors | ... | 8   |
| Upper Divisions Clerk     | ... | 1   |
| Typist                    | ... | 1   |
| Attenders                 | ... | 27  |
| Mechanic                  | ... | 1   |
| Peon                      | ... | 1   |
| Watchman                  | ... | 1   |
| Drivers                   | ... | 2   |
| Cleaner                   | ... | 1   |
| Thozhilalies              | ... | 105 |
| Surveillance Inspectors   | ... | 25  |
| Superior Field Workers    | ... | 100 |

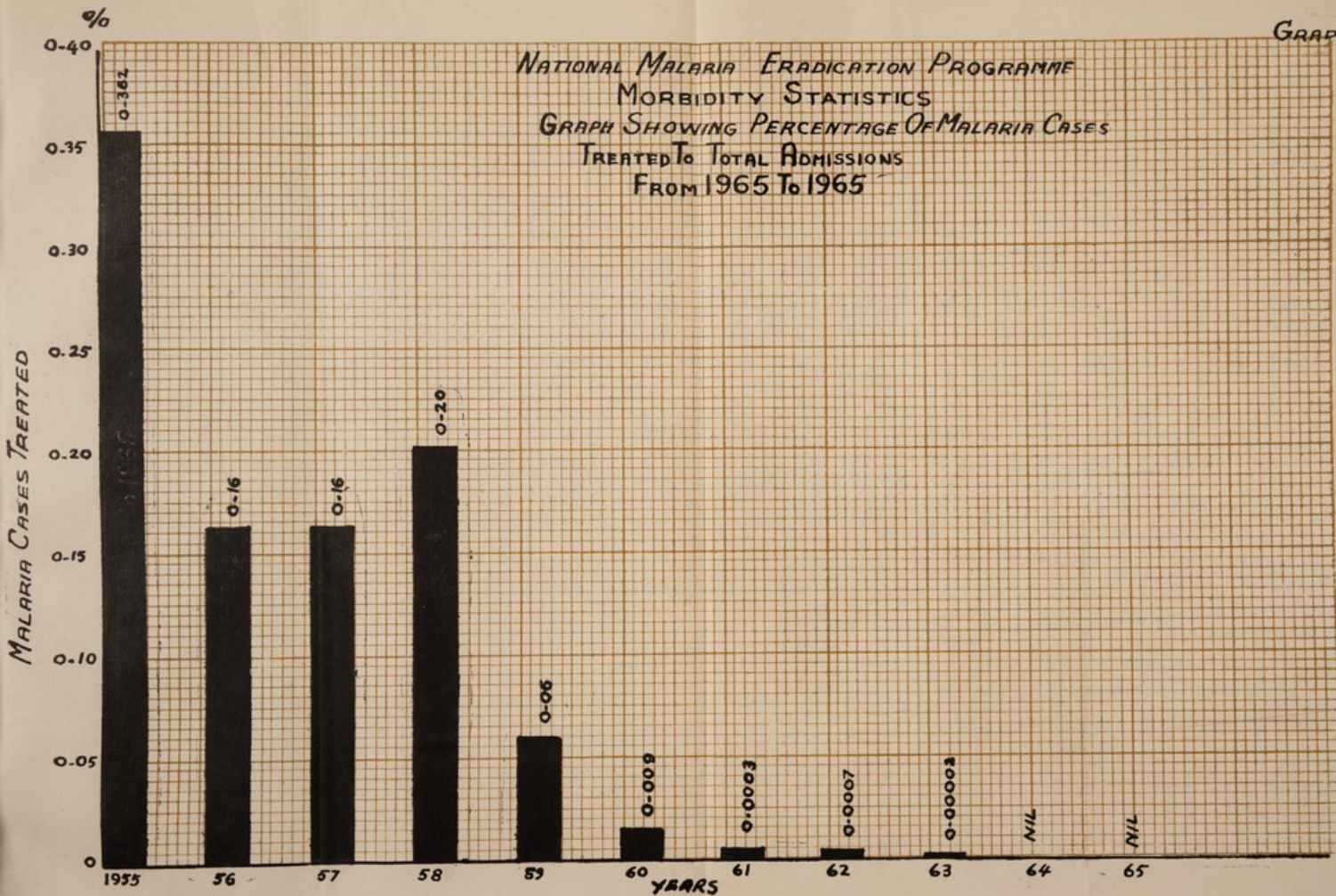
*Evaluation of the Programme.*—The progress of the programme is evaluated from the morbidity statistics on malaria collected from the dispensaries and hospitals, by the number of malaria cases detected under Active and Passive Surveillance, and by investigation on the effectiveness of the larvicidal operations.

*Morbidity Statistics.*—The number of cases clinically diagnosed as Malaria was 'Nil' during the year. Not a single case of Malaria was detected during the year under review from the blood smears collected under the Active and Passive Surveillance as well as from the various Corporation Dispensaries. During 1955, the percentage of Malaria cases clinically diagnosed as Malaria was 0.362 and this has shown a steady decline to 'Nil' percentage during 1965. The number of cases clinically diagnosed as Malaria during 1955 was 5050 as against 'Nil' during 1965. This graphically illustrates the very good progress maintained towards eradication of Malaria in the City.

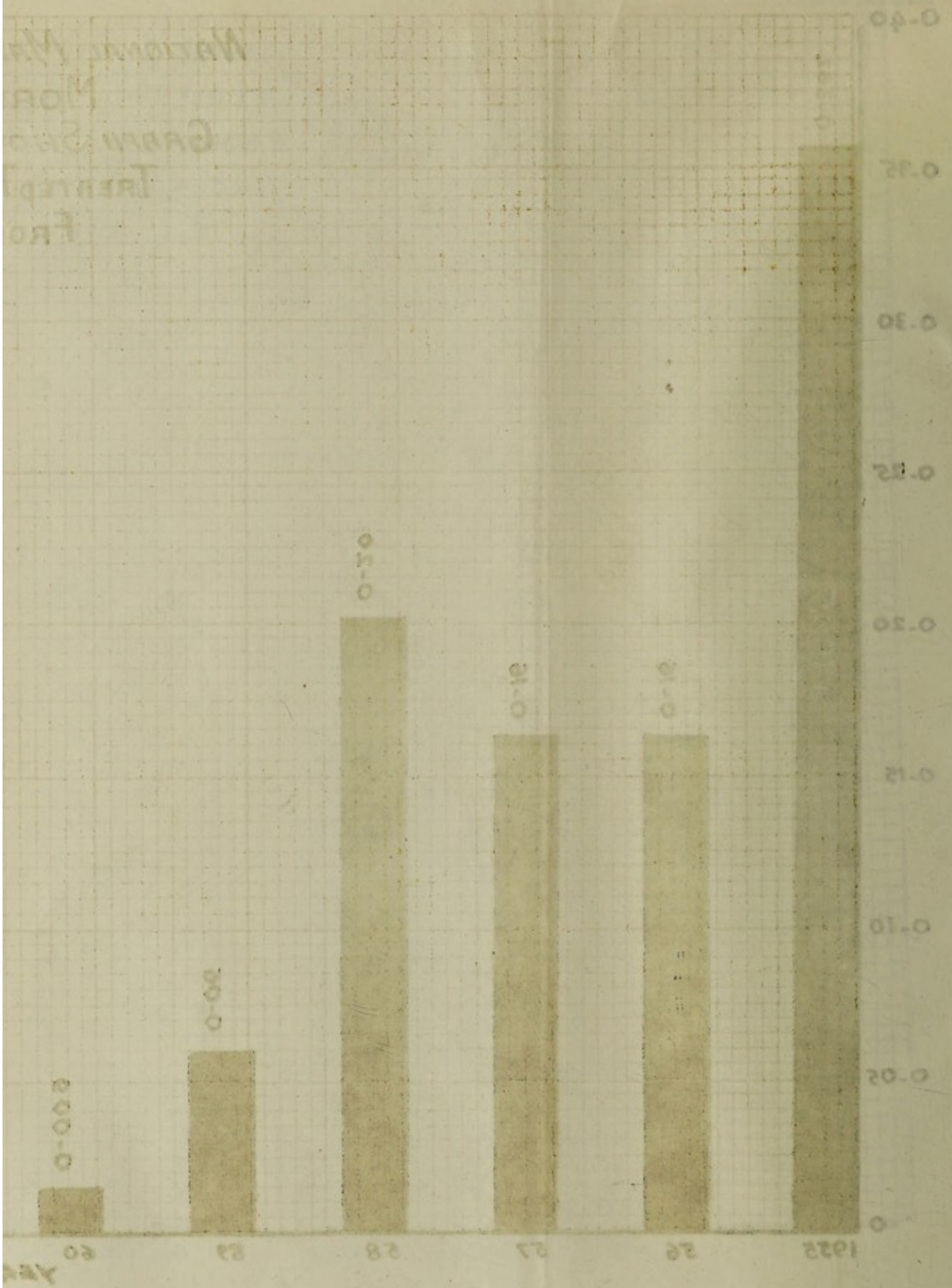
The following table gives the number of Malaria cases with percentages, treated in the various Corporation Dispensaries.

| Year | No. of Hospitals and Dispensaries | Total out-patients in Hospitals and Dispensaries | Malaria cases | Percentage of Malaria cases treated to total cases of out-patients treated |
|------|-----------------------------------|--|---------------|--|
| 1955 | 40                                | 13,96,381  | 5,050         | 0.362  |
| 1956 | 40                                | 16,36,269  | 2,650         | 0.16   |
| 1957 | 43                                | 16,75,037  | 2,821         | 0.16   |
| 1958 | 45                                | 13,27,883  | 2,701         | 0.2  |
| 1959 | 50                                | 15,54,187  | 1,077         | 0.06   |
| 1960 | 50                                | 14,65,330  | 129           | 0.009  |
| 1961 | 50                                | 17,96,163  | 139           | 0.0008   |
| 1962 | 50                                | 32,91,211  | 24            | 0.0007   |
| 1963 | 50                                | 36,97,701  | 4             | 0.00002  |
| 1964 | 50                                | ...  | Nil           | Nil  |
| 1965 | ...                               | ...  | Nil           | Nil  |

NATIONAL MALARIA ERADICATION PROGRAMME  
MORBIDITY STATISTICS  
GRAPH SHOWING PERCENTAGE OF MALARIA CASES  
TREATED TO TOTAL ADMISSIONS  
FROM 1965 TO 1965



Wetland  
Loss  
From  
1960 to  
1990



The percentage of Malaria cases treated in the six Corporation dispensaries which are situated in the endemic areas of the City are furnished below :—

| Dispensaries<br>in endemic areas | Malaria Morbidity rates |       |       |       |       |       |       |       |       |       |      |      |
|----------------------------------|-------------------------|-------|-------|-------|-------|-------|-------|-------|-------|-------|------|------|
|                                  | 1955                    | 1956  | 1957  | 1958  | 1959  | 1960  | 1961  | 1962  | 1963  | 1964  | 1965 |      |
| Mofuskhan                        | ...                     | 0.01  | 0.001 | 0.001 | 0.00  | 0.002 | 0.00  | 0.03  | 0.00  | 0.01  | 0.00 | 0.00 |
| Mannady                          | ...                     | 2.40  | 2.2   | 0.001 | 0.07  | 0.032 | 0.00  | 0.00  | 0.000 | 0.00  | 0.00 | 0.00 |
| Mint                             | ...                     | 0.55  | 0.3   | 0.01  | 0.07  | 0.007 | 0.00  | 0.00  | 0.00  | 0.00  | 0.00 | 0.00 |
| Muthialpet                       | ...                     | 0.005 | 0.48  | 0.00  | 0.00  | 0.00  | 0.00  | 0.00  | 0.02  | 0.00  | 0.00 | 0.00 |
| Seven Wells                      | ...                     | 0.00  | 0.57  | 0.32  | 0.08  | 0.06  | 0.002 | 0.00  | 0.00  | 0.00  | 0.00 | 0.00 |
| Treveleyan Basin                 | ...                     | ..    | 0.45  | 0.18  | 0.03  | 0.002 | 00.00 | 0.00  | 0.00  | 0.00  | 0.00 | 0.00 |
| Average                          | ...                     | 0.51  | 0.35  | 0.09  | 0.004 | 0.047 | 0.005 | 0.005 | 0.002 | 0.001 | 0.00 | 0.00 |

Graph I gives the annual morbidity rate for Malaria from all the Dispensaries under the Corporation from the year 1955.

*Surveillance.*—The Surveillance Organisation of the National Malaria Eradication Programme consists of two wings: (1) Active Surveillance and (2) Passive Surveillance. Active Surveillance is the detection and treatment of all fever cases by the Surveillance Organisation in the areas allotted by house to house enquiries once in every fortnight. Passive Surveillance envisages the detection and treatment of suspected cases of Malaria from the dispensaries and hospitals wherein the Surveillance Staff attended the dispensaries and take blood smears from all fever cases.

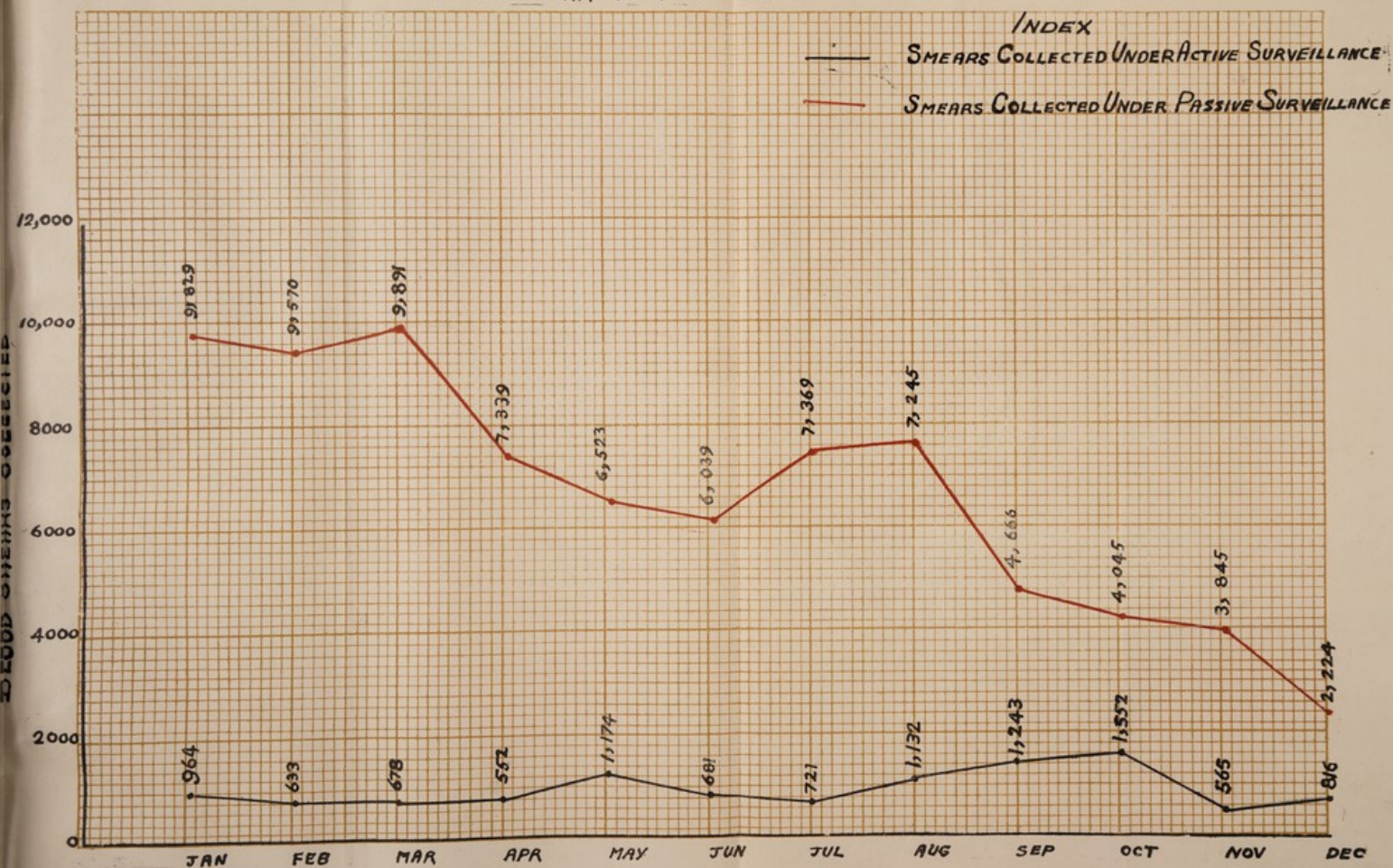
*Active Surveillance.*—During the year 1965, 25 Surveillance Inspectors and 100 Superior Field Workers were working under the National Malaria Eradication Programme to carry-out Active and Passive Surveillances. Each Surveillance Inspector was in-charge of one sub-circle having 4 Superior Field Workers under him. The Superior Field Workers visited each and every house in the areas allotted to them once in every fortnight and enquired for fever cases and took blood smears from all such fever cases. All the fever cases thus detected were treated with 4 aminoquinolines, and the blood smears collected examined at the Malaria Laboratory. During the year 1965, 10,854 fever cases were detected under the Active Surveillance. 10,817 blood smears were taken and 4421 patients initially treated with 4 aminoquinoline tablets.

The following table furnishes the particulars of Active Surveillance for each month of 1965:

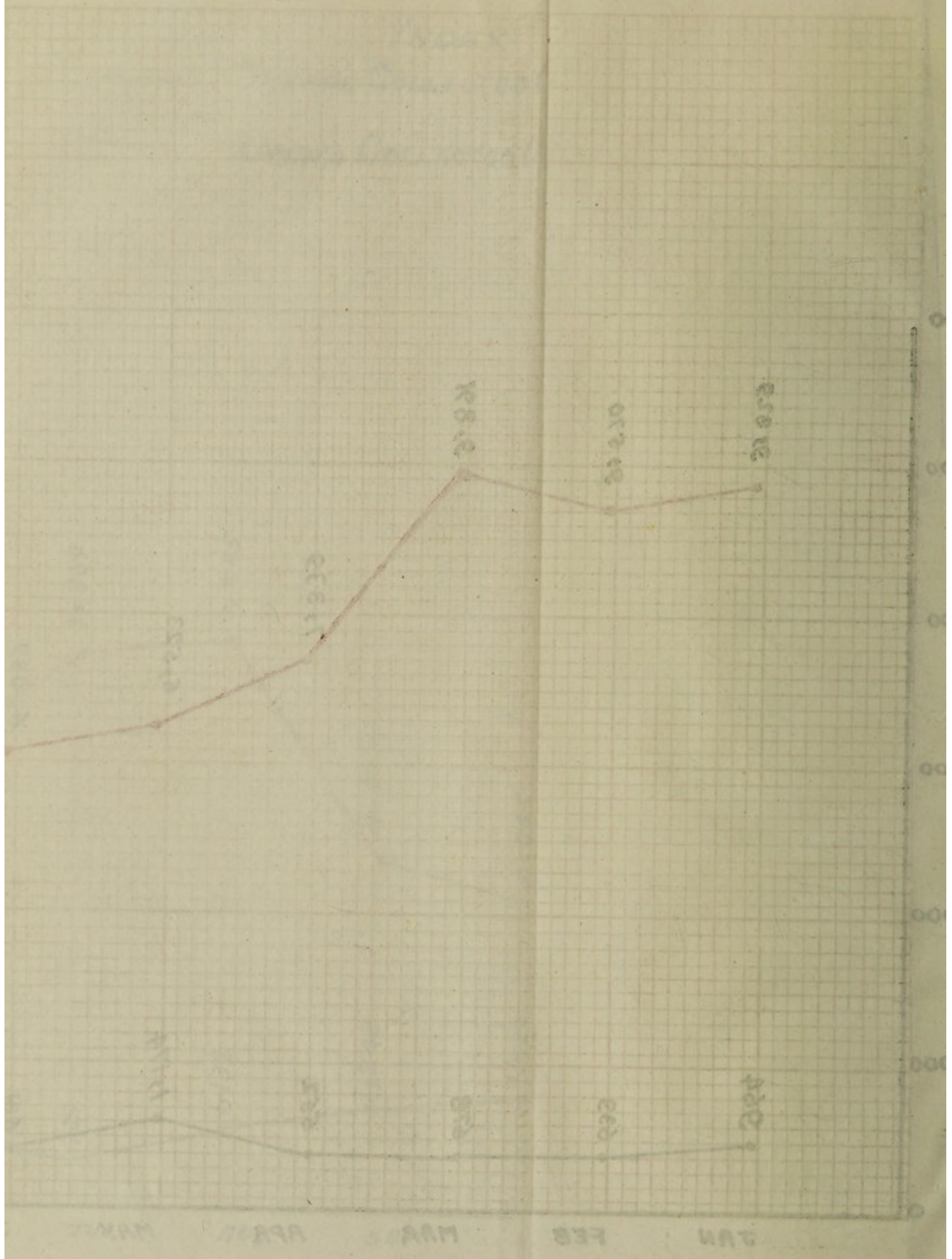
| Months        | Number of fever cases detected | Number of blood smears collected | No. Positive for Malaria v. f. mixed | Per- cent | No. of cases treated with 4 aminoqui- nolines |
|---------------|--------------------------------|----------------------------------|--------------------------------------|-----------|---|
| January ...   | 973                            | 964                              | ... ..                               | ...       | 639   |
| February ...  | 636                            | 633                              | ... ..                               | ...       | 404   |
| March ...     | 679                            | 678                              | ... ..                               | ...       | 362   |
| April ...     | 652                            | 652                              | ... ..                               | ...       | 377   |
| May ...       | 1,174                          | 1,174                            | ... ..                               | ...       | 378   |
| June ...      | 682                            | 681                              | ... ..                               | ...       | 382   |
| July ...      | 738                            | 727                              | ... ..                               | ...       | 404   |
| August ...    | 1,139                          | 1,132                            | ... ..                               | ...       | 432   |
| September ... | 1,246                          | 1,243                            | ... ..                               | ...       | 196   |
| October ...   | 1,552                          | 1,552                            | ... ..                               | ...       | 48  |
| November ...  | 565                            | 565                              | ... ..                               | ...       | 69  |
| December ...  | 818                            | 816                              | ... ..                               | ...       | 730   |
| Total ...     | 10,846                         | 10,817                           | ... ..                               | ...       | 4,421   |

GRAPH II

NATIONAL MALARIA ERADICATION PROGRAMME  
GRAPH SHOWING THE TOTAL BLOOD SMEARS COLLECTED UNDER ACTIVE & PASSIVE SURVEILLANCE  
MONTH-WISE FOR 1965



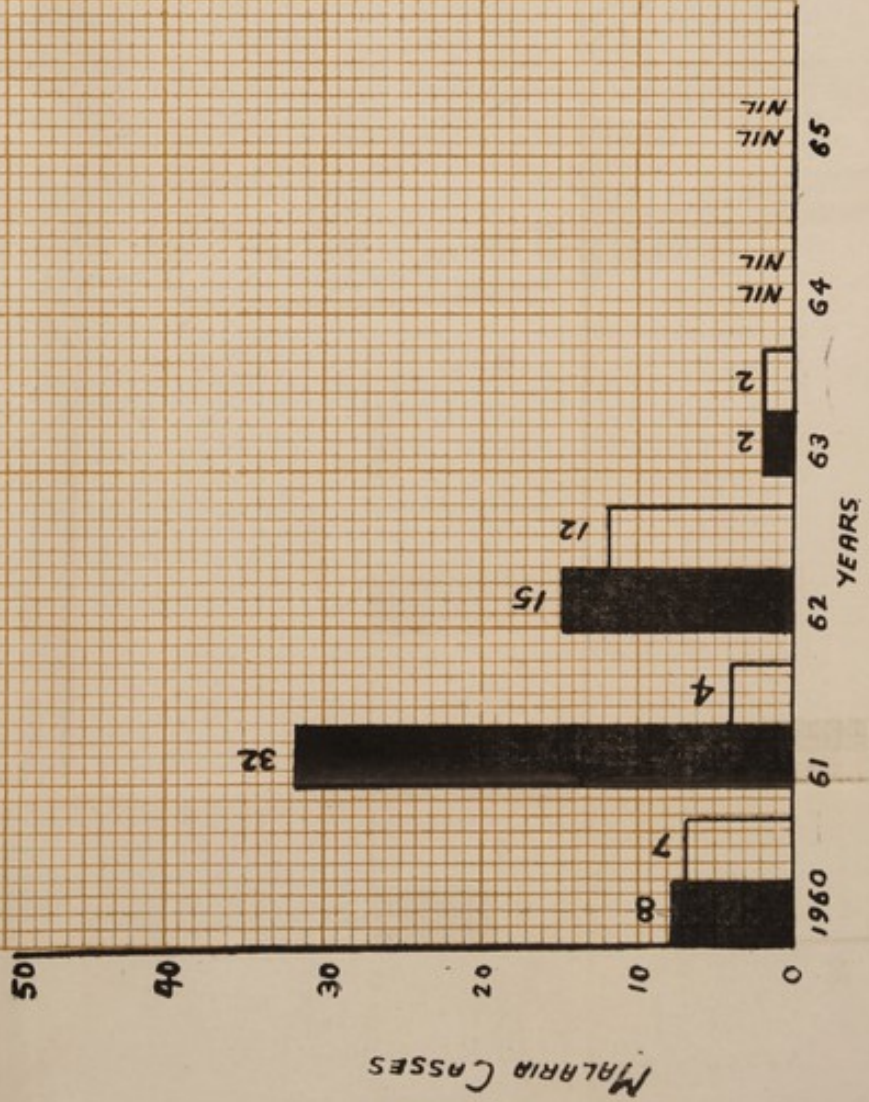
Graph Showing The Total Blood-Supply  
Month-War For 1918



NATIONAL MALARIA ERADICATION PROGRAMME  
MALARIA CASES DETECTED  
UNDER ACTIVE & PASSIVE SURVEILLANCE  
FROM 1960 TO 1965

INDEX

- DETECTED UNDER ACTIVE SURVEILLANCE
- DETECTED UNDER PASSIVE SURVEILLANCE



DETECTED UNDER PASSIVE SURVEILLANCE

DETECTED UNDER ACTIVE SURVEILLANCE

INDEX

2001 1200 10 1002  
UNDER ACTIVE & PASSIVE SURVEILLANCE  
MILITARY CHIEFS DETECTED  
MILITARY MILITARY SUBORDINATE

Graph II gives the number of blood smears collected under Active and Passive Surveillance during the year.

Graph III shows the number of Malaria cases detected under Active and Passive Surveillance from 1960 to 1965.

*Passive Surveillance.*—Surveillance Personnel were deputed to each and every Corporation Dispensary in an effort to detect all the Malaria cases in the City. These staff took blood smears from all fever cases who attended the Dispensaries. They attended the Corporation Dispensaries both during the fore-noons and after-noons and collected blood smears from all fever cases. During the year, 78,635 blood smears were collected through the Surveillance staff under Passive Surveillance.

### BLOOD SMEARS FROM DISPENSARIES (1965)

(Passive Surveillance)

| Months        | No. of<br>blood smears<br>collected | Number<br>Positive | Per cent | Species |     |     | Result |
|---------------|-------------------------------------|--------------------|----------|---------|-----|-----|--------|
|               |                                     |                    |          | v.      | f.  | m.  |        |
| January ...   | 9,329                               | ...                | ...      | ...     | ... | ... | ...    |
| February ...  | 9,570                               | ...                | ...      | ...     | ... | ... | ...    |
| March ...     | 9,891                               | ...                | ...      | ...     | ... | ... | ...    |
| April ...     | 7,339                               | ...                | ...      | ...     | ... | ... | ...    |
| May ...       | 6,573                               | ...                | ...      | ...     | ... | ... | ...    |
| June ...      | 6,039                               | ...                | ...      | ...     | ... | ... | ...    |
| July ...      | 7,369                               | ...                | ...      | ...     | ... | ... | ...    |
| August ...    | 7,245                               | ...                | ...      | ...     | ... | ... | ...    |
| September ... | 4,666                               | ...                | ...      | ...     | ... | ... | ...    |
| October ...   | 4,045                               | ...                | ...      | ...     | ... | ... | ...    |
| November ...  | 3,845                               | ...                | ...      | ...     | ... | ... | ...    |
| December ...  | 2,224                               | ...                | ...      | ...     | ... | ... | ...    |
| Total ...     | 78,635                              | ..                 | ...      | ...     | ... | ... | ...    |

*Entomological Survey.*—During the year under review, collections for mosquitoes from fixed stations spread throughout the City as well as random collections were made. The following species of Anopheles were recorded.

1. A. Stephensi.
2. A. Subpictus.
3. A. Vagus.

The density of all Anopheles has been very low. This was due to the intensive anti-larval measures. No vector species was collected during the year.

Graph IV furnishes the density of non-vectors and vector species month-wise for the year 1965:

*Anti-larval measures.*—The breeding places for A. Stephensi in the City are wells, cisterns, ornamental and over head tanks, and other types of clear water collections. All these contained water collections were fully kept under control during the year. The wells were classified as 'used and unused'. Used wells were stocked with gambusia affinis and the unused wells treated with larvicidal oil once a week. The quantity of larvicide spent during the year with particulars are furnished below:

Total quantity of larvicide spent during the year: 10,000 Lts. Average number of wells covered every week with larvicide: 2622 Nos. Number of wells stocked with gambusia fish: 36,031.

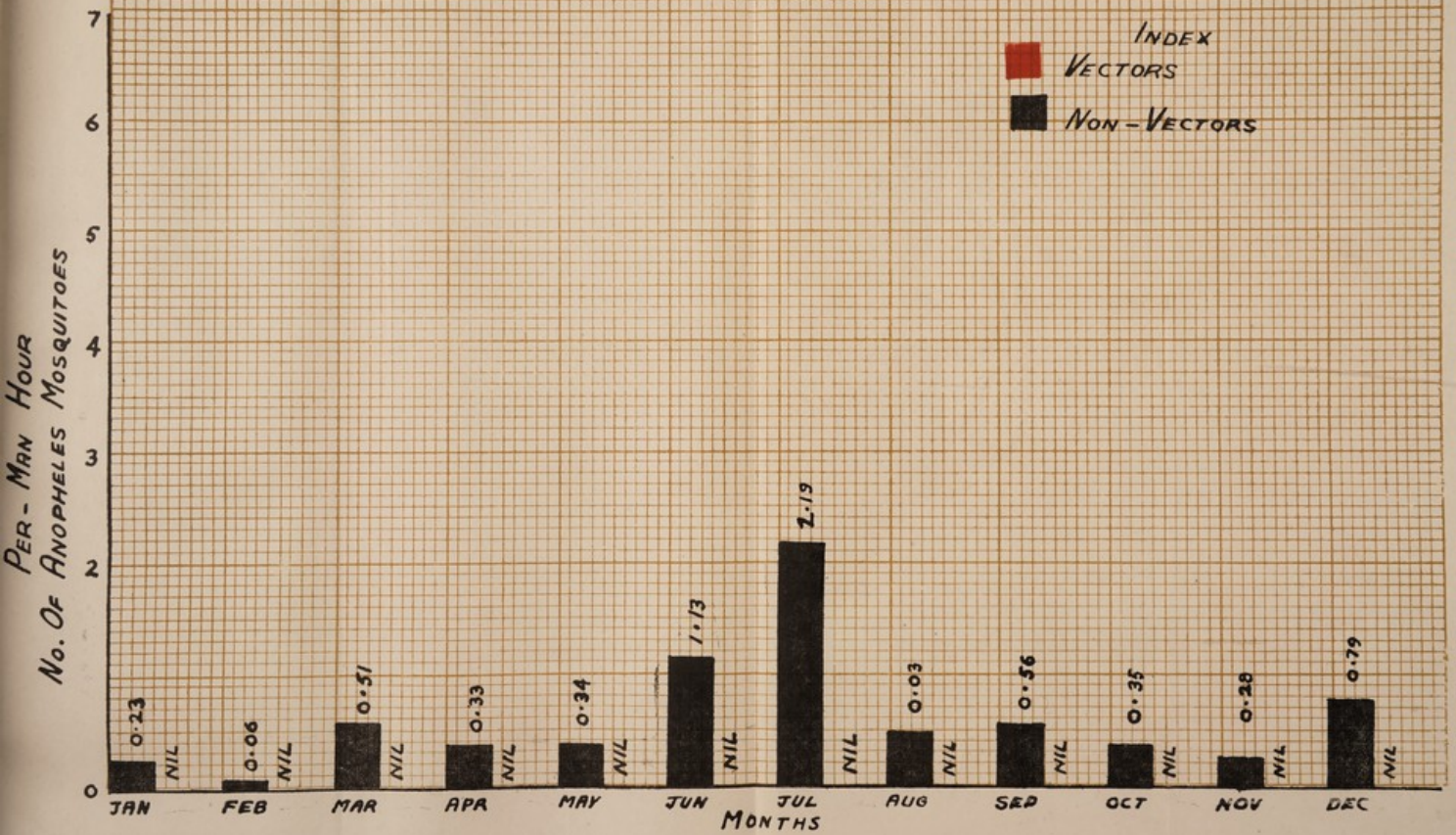
*Cost.*—A total sum of Rs. 2,22,117-59 P. was spent during the year under the National Malaria Eradication Programme.

*Motor Transport.*—Two Dodge Power Wagons supplied in 1955 under the Indo-American Aid continued to serve the National Malaria Eradication Programme. The particulars of the expenditure on Petrol, Oil and Lubricants along with the number of miles run are furnished below:


| Type of Vehicle               | MSY—1399            | MSY—1407          |
|-------------------------------|---------------------|-------------------|
|                               | Dodge Power Wagon   | Dodge Power Wagon |
| Date of supply                | ... 5-3-1955        | 5-3-1955          |
| No. of miles run for the year | ... 4,280           | 8,044             |
| Cost of fuel and Oil          | ... Rs. 1,558-75 P. | Rs. 2,940-00 P.   |

NATIONAL MALARIA ERADICATION PROGRAMME  
 GRAPH SHOWING THE PER MAN HOUR OF VECTORS & NON-VECTORS  
 MONTHLY FOR 1965

GRAPH IV



National Park  
 Grand Staircase-Escalante  
 Monitor



No. of Inches of Precipitation

Supplies.—The following table gives the particulars of supplies received as Central Aid during the period from 1955 to 1965.

|                          | 1955     | 1956   | 1957   | 1958   | 1959 | 1960   | 1961   | 1962   | 1963   | 1964   | 1965   |
|--------------------------|----------|--------|--------|--------|------|--------|--------|--------|--------|--------|--------|
| <b>Equipments:</b>       |          |        |        |        |      |        |        |        |        |        |        |
| Trucks                   | 2        | ...    | ...    | ...    | ...  | ...    | ...    | ...    | ...    | ...    | ...    |
| Power Sprayers           | 1        | ...    | ...    | ...    | ...  | ...    | ...    | ...    | ...    | ...    | ...    |
| Hand Compression Sprayer | 12       | ...    | ...    | ...    | ...  | ...    | ...    | ...    | ...    | ...    | ...    |
| Stirrup Pumps            | 30       | ...    | ...    | 21     | ...  | ...    | ...    | ...    | ...    | ...    | ...    |
| <b>Drugs:</b>            |          |        |        |        |      |        |        |        |        |        |        |
| Resochin                 | 740      | ...    | ...    | ...    | ...  | 13,000 | 14,000 | ...    | ...    | ...    | ...    |
| Nivaquine                | 1,000    | ...    | ...    | ...    | ...  | ...    | ...    | ...    | ...    | ...    | ...    |
| Avlochloro               | ...      | ...    | 10,000 | ...    | ...  | 21,500 | 30,000 | 2,000  | ...    | ...    | 10,000 |
| Chloroquine              | ...      | ...    | ...    | ...    | ...  | ...    | 40,000 | 49,000 | 35,000 | ...    | ...    |
| Amodiaquine              | ...      | ...    | ...    | ...    | ...  | 3,000  | 50,000 | ...    | ...    | ...    | ...    |
| Primaquine               | ...      | ...    | ...    | ...    | ...  | ...    | ...    | 30,000 | 25,000 | ...    | 4,000  |
| Aralen                   | ...      | ...    | ...    | ...    | ...  | ...    | ...    | ...    | ...    | ...    | ...    |
| <b>Insecticides:</b>     |          |        |        |        |      |        |        |        |        |        |        |
| DTT 75% wettable         | 1,39,000 | 75,422 | 30,099 | 20,500 | ...  | ...    | ...    | ...    | ...    | ...    | ...    |
| Dieldrin 50% wettable    | 600      | 1,000  | 400    | ...    | ...  | ...    | ...    | ...    | ...    | ...    | ...    |
| <b>Drugs:</b>            |          |        |        |        |      |        |        |        |        |        |        |
| Resochin                 | 740      | 740    | ...    | ...    | ...  | ...    | 13,000 | 14,000 | ...    | ...    | ...    |
| Nivaquine                | 793      | 207    | ...    | ...    | ...  | ...    | 7,200  | ...    | ...    | ...    | ...    |
| Avlochloro               | ...      | ...    | 925    | 806    | 759  | ...    | 21,000 | 30,000 | 1,000  | ...    | 10,000 |
| Chloroquine              | ...      | ...    | ...    | ...    | ...  | ...    | ...    | 36,000 | 49,000 | 35,000 | 47,875 |
| Amodiaquine              | ...      | ...    | ...    | ...    | ...  | ...    | ...    | 1,058  | 2,000  | ...    | 4,000  |
| Primaquine               | ...      | ...    | ...    | ...    | ...  | ...    | 135    | ...    | 21,000 | 31,000 | ...    |
| Aralen                   | ...      | ...    | ...    | ...    | ...  | ...    | ...    | ...    | ...    | ...    | ...    |

Issue of the items received as above are shown below:

|             |     |
|-------------|-----|
| Resochin    | 740 |
| Nivaquine   | 207 |
| Avlochloro  | 925 |
| Chloroquine | ... |
| Amodiaquine | ... |
| Primaquine  | ... |
| Aralen      | ... |

*Other activities.*—Laboratories and field studies on the vector species were regularly carried out during the year.

*Conclusion.*—The National Malaria Eradication Programme was carried out in an intensive scale during the year as per the pattern laid down. The entire population of the City was afforded protection by covering all the breeding places under anti-larval measures. Not even a single case of Malaria was reported during the year.

By a combination of anti-larval measures and active and passive surveillances, a long step has been taken towards achieving complete eradication of Malaria.

The eradication of Malaria will be achieved within the stipulated period.

### B. ANTI-MOSQUITO AND ANTI-FLY MEASURES

General Malaria Section carried out the anti-mosquito measures in the City. Anti-fly measures also come under the purview of this Section.

The Circle Health Officers of the 10 different Circles are incharge of the General Malaria work in their respective circles and they carry out the work under the direction of the Asst. Commissioners.

The following are the staff employed for the entire City for carrying out the measures effectively:

|                     |     |     |
|---------------------|-----|-----|
| Malaria Supervisors | ... | 10  |
| Store Keeper        | ... | 1   |
| Laboratory Attender | ... | 1   |
| Maistries           | ... | 118 |
| Thozhilalies        | ... | 593 |

Apart from the above, there are 8 Stegomia Overseers and 8 thozhilalies for the Control of Stegomia in and around the Harbour as required under International Sanitary Conventions.

*Anti-mosquito measures.*—The anti-mosquito measures are aimed at the control of the breedings of Culicine mosquitoes. Culicine mosquitoes not only cause nuisance to the Public but also are responsible for the transmission of Filariasis.

A large number and variety of water collections are available for breeding of Culicine mosquitoes throughout Madras City. The main breeding places for breeding of culicines in the City are, the storm water drains, cutcha drains, the rivers Cooum and Adyar, Buckingham Canal, cess-pools in the slums and in unsewered areas, the larger drains like Anti-Malarial drains, Ottery Nullah, Sun Theatre Nullah and Railway Channel and rain water stagnations just after rains. Breeding places within the premises of private buildings and offices also constitute a problem. During the year under review, the anti-mosquito measures were carried out intensively. All the drains were cleaned every week and applied with larvicides. The cess-pools and other water stagnations were removed of their floating matters and applied with larvicide to kill the aquatic stages of the mosquitoes. All the tanks and ponds in the City were regularly cleaned and kept free of Algae and moss and breedings in them controlled.

Wells, cisterns, overhead tanks and other clear water collections which breed the malaria carriers, *A. Stephensi* were attended to by the staff under the National Malaria Eradication Programme.

Whenever any complaint of mosquito nuisance were received, the same were investigated immediately and the breeding if any noticed destroyed and action taken to avoid such breeding in future.

*Anti-fly measures.*—During the year 1965, intensive anti-fly measures were carried out. During the period when the density of flies was on the increase, all the markets were regularly sprayed during nights against flies. Spraying was also carried out in the dumping grounds, garbage heaps and other potential breeding places and street by street to control flies. These intensive measures kept the density of flies at the very minimum in the City during the year.

### C. Filariasis

Parts of Madras City, like Saidapet, Sembiam are known to be endemic for filariasis for many years in the past. Among the contiguous areas of the City, there are filarial endemic foci like Thiruvotriyur, Alandur, Villivakkam, Ambattur, etc. The adjacent districts of Chingleput and North Arcot are endemic districts for filariasis, in the Madras State and an organised pilot project for control of filariasis in these districts are in existence by the Government of Madras. Madras City receives a constant influx of population from these filarial endemic areas surrounding the same and this together with the mosquito vector *Culex fatigans* present in large density tend to make the City more and more endemic for filariasis.

A detailed Filariasis survey was conducted in selected areas of the City during the year 1963 to 1965, to assess the endemicity of Filariasis in different parts of the City. Out of a total of 52,901 night blood smears collected for examination for presence of filaria infection, 7,181 blood smears were positive for infection, giving a microfilaria rate of 14.25% a filaria disease rate of 0.98% and a total endemicity of 15.23%. Cases found positive for microfilaria were given free treatment at the Corporation dispensaries with Hetrazan or Banocide tablets.

The following statement shows the endemicity of Filariasis present in the divisions where the survey was conducted.

| Dn. No. | Name of division    | No. of blood smears collected | No. of blood smears examined | No. Positive | Micro-filaria rate | Disease rate | Endemi-city rate |
|---------|---------------------|-------------------------------|------------------------------|--------------|--------------------|--------------|------------------|
| 23      | Korukkupet ...      | 8,116                         | 8,116                        | 1,258        | 15.5               | 0.92         | 16.42            |
| 90      | Adyar ...           | 8,703                         | 8,703                        | 897          | 10.3               | 0.45         | 10.75            |
| 26      | Peddunaickenpet ... | 4,263                         | 4,263                        | 283          | 6.6                | 0.26         | 6.86             |
| 29      | Elephant gate ...   | 1,564                         | 1,564                        | 58           | 3.7                | 0.11         | 3.81             |
| 88      | Alwarpet ...        | 6,323                         | 6,323                        | 1,006        | 14.3               | 1.01         | 15.3             |
| 100     | Saidapet (S) ...    | 6,309                         | 6,309                        | 1,124        | 17.8               | 2.00         | 19.8             |
| 98      | Periapet ...        | 4,269                         | 4,269                        | 676          | 15.8               | 1.02         | 16.8             |
| 97      | Saidapet (N) ...    | 7,245                         | 7,245                        | 1,431        | 19.7               | 2.01         | 21.7             |
| 96      | West Mambalam ...   | 6,109                         | 3,588                        | 448          | 12.5               | 1.03         | 13.5             |
|         | Total ...           | 52,901                        | 50,380                       | 7,181        | 14.25              | 0.98         | 15.23            |

The following staff were appointed on requisition basis for carrying out the Survey and treatment.

|                       |     |    |
|-----------------------|-----|----|
| Clerk-cum-Typist      | ... | 1  |
| Clerical Attendants   | ... | 2  |
| Lady Workers (A. Vs.) | ... | 8  |
| Maistries             | ... | 18 |
| Thozhilalies          | ... | 12 |
| Driver                | ... | 1  |
| Cleaner               | ... | 1  |

Proposals are being put up to institute filarial control measures by effective anti-larval and adult measures at least in these infected areas.

## ZOONOSES

### Antirabic Measures

*Introduction.*—Stray dogs in the City not only cause nuisance but also become a danger to the public health if they become mad. They breed very fast due to conditions in the City and due to hospitable feelings of the public towards dogs. The most horrible and fatal disease Rabies (Hydrophobia) is transmitted to human beings mainly by rabid dogs if they either bite or snap human beings. Sickly mangy dogs roaming freely and causing nuisance in the public roads and places resorted by public are not only unhygienic but becomes dangerous and risky for the movement of the public. Many a traffic accident involving human lives are caused by stray dogs on the busy roads. Further stray dogs crossing in the public, forms very unhealthy impressions in the minds of children. To control the nuisance and risks to public health caused by the stray dogs Corporation of Madras is maintaining the Lethal Chamber under the control of the Health Officer.

*Object.*—Dog is the most desired animal amongst the domestic pets because of its fidelity and loyalty to its owners. Some people keep dogs for fancy and others keep them for watching the house. They become a source of danger if they become rabid. Rabies, the most horrible disease that men shudders to suffer is transmitted by rabid dogs, if they bite or snap human beings. They become a nuisance if they are allowed to stray and freed uncared for.

Hence the Corporation of Madras is maintaining Lethal Chamber to prevent the spread of rabies and to control nuisance due to the stray dogs.

*Institution and its working.*—In the Lethal Chamber there is 'Dog Home' and electrocution station. All the ownerless dogs found straying in any street or places frequented by public like Markets, Slaughter Houses, Carts Stands, Choultries, Public Offices, Hospitals, etc., are seized by expert dog catchers by noosing and they are bought to the Dogs Home by the motor vans specially provided for the purpose. They are detained for 3 days (72 Hours) in well maintained Dogs Home fed and cared for. These dogs are being released on payment of licence fee of Rs. 1-25 and the detention charges at Rs. 0-25 per day by their owners. The unclaimed dogs are electrocuted and buried on the fourth day. The dog catchers are paid Rs. 0-19 for every dog caught as reward. There are two vans provided for rounding up the stray or rabid dogs in the 100 divisions of the City of Madras.

The dogs are caught with minimum force without any clubbing, beating and dragging in the public which will raise sentimental objection from dog loving public.

The killing of dogs is done by electrocution which is most modern, painless, instaneous and sanitary method known. Care is also being taken to see that no dog sees while its companion is being killed which cause mental agony to the sentive animals.

*Educational Visits.*—Control of Rabies being an academical subject, the students from the following institutions, visited this institution to whom the salient features and working were explained in detail. Demonstration of noosing and electrocution were conducted for the benefit of these visitors.

1. Medical Internees of Stanley Medical College, Madras.
2. " " Madras Medical College, Madras.
3. " " Christian Medical College, Vellore.
4. Students undergoing training in Health Visitors Course.
5. Students undergoing training in Sanitary Inspector Course.
6. Medical Internees of Government Medical College, Pondichery.
7. Students undergoing in P.H. Course.

Research scholars from the Madras Veterinary College came to collect organs and parts of carcasses for research purposes. Live dogs are given to Medical and Veterinary Colleges in the City for experimental purposes. Apart from this the Thoracic Surgical Department of Christian Medical College, Vellore are supplied with live dogs for experimental purposes.

#### Administration Report for the Calendar Year 1965.

| Months        | No. of dogs sized |         | No. of dogs killed |         | No. of dogs released |         | No. of dogs given to Medical purpose |         |
|---------------|-------------------|---------|--------------------|---------|----------------------|---------|--------------------------------------|---------|
|               | Dogs              | Bitches | Dogs               | Bitches | Dogs                 | Bitches | Dogs                                 | Bitches |
| January ...   | 988               | 1,047   | 845                | 1,091   | 190                  | 77      | 53                                   | 11      |
| February ...  | 1,248             | 1,297   | 1,038              | 1,195   | 151                  | 66      | 10                                   | 1       |
| March ...     | 814               | 884     | 583                | 820     | 122                  | 49      | 140                                  | 48      |
| April ...     | 819               | 885     | 701                | 847     | 85                   | 27      | 40                                   | 14      |
| May ...       | 672               | 719     | 539                | 649     | 88                   | 36      | 14                                   | 3       |
| June ...      | 887               | 926     | 720                | 836     | 78                   | 33      | 47                                   | 12      |
| July ...      | 359               | 363     | 247                | 272     | 45                   | 19      | 22                                   | ...     |
| August ...    | 967               | 998     | 804                | 996     | 99                   | 42      | 118                                  | 15      |
| September ... | 872               | 905     | 678                | 881     | 102                  | 27      | 114                                  | 19      |
| October ...   | 749               | 770     | 615                | 737     | 60                   | 26      | 74                                   | 16      |
| November ...  | 673               | 690     | 492                | 610     | 38                   | 7       | 80                                   | 6       |
| December ...  | 883               | 912     | 716                | 851     | 87                   | 42      | 81                                   | 15      |
| Total ...     | 9,931             | 10,396  | 7,988              | 9,785   | 1,145                | 451     | 798                                  | 160     |

## FOOD SANITATION

### (i) Food Establishment Sanitation:

The following statement gives an idea of the number of the food establishments for which licence applications have been received and how they were disposed, etc. This number has been growing enormously year after year. The sanitation of these houses have been far from satisfaction. Several small establishments have been cropping of which do not possess even the fundamental sanitary pre-requisite for licencing, and these are adding to our problems of food infections. Though there is specific rule that no trade shall be started unless the applicant is in possession of a valid licence, yet it is scarcely followed. The prosecution of such cases are being dealt with very leniently. Better and more strict control and supervision over these eating establishments is urgently needed. Further the food handlers should have a more thorough medical check up before they are entertained and repeatedly every year at least and every handler should be in the possession of a certificate from the Health Officer always while on duty with his photograph. The By-laws governing these establishments are so old that they require immediate revision and the department is seized with this question seriously and something will be done to improve the hotel sanitation very soon.

### (ii) Food Adulteration:

It is known fact that the Food Adulteration is not only a social evil but it is a Public Health Hazard, since the adulterated food stuffs are detrimental to health of the consumers. This unsocial activity of the traders must be rooted out at all costs in every possible way. The Health Department has been doing its best, but it requires a concerted efforts between the Health Department, the public and the traders' representatives.

To enforce the Central Prevention of Food Adulteration Act of 1954, in the City, powers have been delegated to the Health Officer, the 10 Circle Health Officers, all the Sanitary Inspectors and in addition, the whole time 5 Food Inspectors to do the duties of the Food Inspectors. During the year under review, samples were taken and sent to the Corporation Public Analyst who has very well equipped laboratory at Ripon Building. The various items of food stuffs sampled, the results of the analysis, the disposal of the cases against the offenders, etc., are all given in great detail in the report of the Public Analyst under the Section on Laboratory Services.

But it has to be admitted here again that work done is not quite satisfactory. The number of samples have to be increased and there should be some surprise element in the collection of samples. Action is being taken by the department to have mobile food sampling squads to take samples at random at any place in the City to check the offenders who otherwise escape because they know their usual Food Inspector and the Divisional Sanitary Inspector.

### (iii) Milk Sanitation:

Milk is one of the important items of the food which is consumed by the majority of the people even though it may be in small quantities. Milk is one of the most important media for growth of the bacteria and there is always a potential risk of milk borne epidemics if the sanitation of the milk drawing centres and selling depots are not sanitarily kept. The cattle yards in the City are in a deplorable condition. There are several animals in the City that are not provided with shelter even and they are all tied outside on the road, etc. The department is seriously considering construction of small cattle yards for 20 to 50 heads of cattle at different places and rent them out to individual cattle owners with first preference to those who don't have any yard at all. Whatever we do the co-operation of the milk trade is utterly lacking. When the cattle yard owners are prosecuted for contravention of the by-laws or rules governing the running of the cattle yards, deterrent punishment only can correct them.

**SECTION-C**

**SANITATION**

SECTION-C

SANITATION

## HOTEL SANITATION

## FOOD SANITATION

| Sl. No. | Particulars   | Circle—Offices |        |       |        |       |       |         |        |       |       | Total |
|---------|---|----------------|--------|-------|--------|-------|-------|---------|--------|-------|-------|-------|
|         |   | First          | Second | Third | Fourth | Fifth | Sixth | Seventh | Eighth | Ninth | Tenth |       |
| 1       | Number of renewal applications received for licences for food handling establishments under Section 279 of M.C.M. Act | 346            | 397    | 329   | 365    | 334   | 364   | 430     | 338    | 274   | 475   | 3,652 |
| 2       | Number recommended  | 334            | 392    | 325   | 348    | 322   | 319   | 428     | 334    | 261   | 436   | 3,509 |
| 3       | Number refused  | 2              | 5      | 4     | 17     | 12    | 39    | 2       | 4      | 13    | 39    | 137   |
| 4       | Number pending  | ...            | ...    | ...   | ...    | ...   | 6     | ...     | ...    | ...   | ...   | 6     |
| 5       | Number of new applications received under Section 279   | 22             | 21     | 9     | 21     | 13    | 27    | 10      | 10     | 5     | 27    | 165   |
| 6       | Number recommended  | 22             | 20     | 7     | 13     | 13    | 26    | 9       | 10     | 5     | 24    | 149   |
| 7       | Number refused  | ...            | 1      | 2     | 8      | ...   | 1     | 1       | ...    | ...   | 3     | 16    |
| 8       | Number pending  | ...            | ...    | ...   | ...    | ...   | ...   | ...     | ...    | ...   | ...   | ...   |
| 9       | Number of Coffee Hotels with Meals Section  | 4              | 26     | 15    | 16     | 16    | 19    | 50      | 26     | 12    | 38    | 222   |
| 10      | Number of Coffee Hotels without Meals Section   | 7              | 55     | 18    | 13     | 15    | 32    | 50      | 55     | 34    | 42    | 321   |
| 11      | Number of Eating Houses only  | 83             | 110    | 83    | 120    | 79    | 124   | 91      | 81     | 66    | 153   | 990   |
| 12      | Number of Tea-Clubs   | ...            | ...    | 10    | ...    | 1     | 107   | 34      | 12     | 18    | 3     | 185   |
| 13      | Number of Tea-Stalls, Tea-Shops or Tea-Stands   | 196            | 160    | 153   | 215    | 184   | 83    | 136     | 160    | 135   | 221   | 1,643 |
| 14      | Number of Canteens attached to firms...   | 9              | 18     | 46    | 2      | 2     | 19    | 28      | 7      | 5     | 15    | 151   |
| 15      | Number of mobile canteens   | ...            | 2      | ...   | ...    | ...   | ...   | ...     | ...    | ...   | 1     | 3     |
| 16      | Number of Lodging Houses without Boarding facilities registered under Public Health Act                               | 1              | 24     | 7     | 2      | 2     | 8     | 57      | 18     | 11    | 8     | 138   |
| 17      | Number of Lodging Houses with Boarding facilities registered as well as licensed under M.C.M. Act                     | ...            | 20     | 3     | 1      | ...   | 10    | 26      | 3      | 7     | ...   | 70    |

The particulars of prosecutions launched during 1965 under the Madras City Municipal Act, Public Health Act and Prevention of Food Adulteration Act, Prosecutions launched.

| S. No. | Dn. No. | Circle No. | Number of Prosecution Launched |        |        | No. of Persons Convicted |        |        | Number of persons Acquired |        |        | Number of persons admonished |        |        | No. of cases were proceedings were stayed |        |        | Pending cases |        |        |    |   |
|--------|---------|------------|--------------------------------|--------|--------|--------------------------|--------|--------|----------------------------|--------|--------|------------------------------|--------|--------|---|--------|--------|---------------|--------|--------|----|---|
|        |         |            | M.C.M.                         | P.H.A. | P.F.A. | M.C.M.                   | P.H.A. | P.F.A. | M.C.M.                     | P.H.A. | P.F.A. | M.C.M.                       | P.H.A. | P.F.A. | M.C.M.                                    | P.H.A. | P.F.A. | M.C.M.        | P.H.A. | P.F.A. |    |   |
| 1      | 1-10    | 1          | 157                            | 53     | 53     | 146                      | 41     | 53     | ...                        | ...    | ...    | ...                          | ...    | ...    | ...                                       | 11     | 12     | ...           | ...    | ...    |    |   |
| 2      | 11-20   | 2          | 186                            | 59     | 74     | 170                      | 50     | 73     | ...                        | 1      | ...    | ...                          | 1      | ...    | ...                                       | 15     | 8      | 1             | ...    | ...    |    |   |
| 3      | 21-30   | 3          | 247                            | 145    | 64     | 150                      | 106    | 33     | 61                         | 16     | 19     | ...                          | ...    | 1      | ...                                       | 28     | 6      | 10            | 8      | 2      |    |   |
| 4      | 31-40   | 4          | 238                            | 11     | 45     | 215                      | 11     | 42     | ...                        | ...    | ...    | ...                          | 3      | ...    | 8   | ...    | 3      | 12            | ...    | ...    |    |   |
| 5      | 41-50   | 5          | 350                            | 59     | 24     | 280                      | 54     | 24     | ...                        | ...    | ...    | 21                           | 3      | 9      | 2   | 40     | ...    | ...           | ...    | ...    |    |   |
| 6      | 51-60   | 6          | 135                            | 2      | 13     | 124                      | 2      | 12     | ...                        | ...    | ...    | 3                            | ...    | 2      | ...                                       | 6      | ...    | 1             | ...    | ...    |    |   |
| 7      | 61-70   | 7          | 214                            | 7      | 64     | 208                      | 7      | 61     | ...                        | ...    | ...    | 3                            | ...    | 1      | ...                                       | 1      | ...    | 1             | 2      | ...    |    |   |
| 8      | 71-80   | 8          | 151                            | 24     | 43     | 145                      | 24     | 38     | ...                        | ...    | 1      | 2                            | ...    | 1      | ...                                       | 3      | ...    | 4             | ...    | ...    |    |   |
| 9      | 81-90   | 9          | 454                            | 35     | 76     | 410                      | 31     | 51     | ...                        | ...    | ...    | ...                          | ...    | ...    | 44  | 4      | 25     | ...           | ...    | ...    |    |   |
| 10     | 91-100  | 10         | 461                            | 25     | 47     | 421                      | 23     | 42     | ...                        | ...    | ...    | 3                            | ...    | 2      | ...                                       | 35     | 2      | 2             | ...    | ...    |    |   |
|        | Total   | ...        | 2,593                          | 420    | 503    | 2,269                    | 349    | 429    | 61                         | 17     | 20     | 32                           | 3      | 4      | 18  | 3      | 191    | 32            | 47     | 22     | 16 | 3 |

# PREVENTION OF FOOD ADULTERATION ACT

PUBLIC ANALYSTS LABORATORY

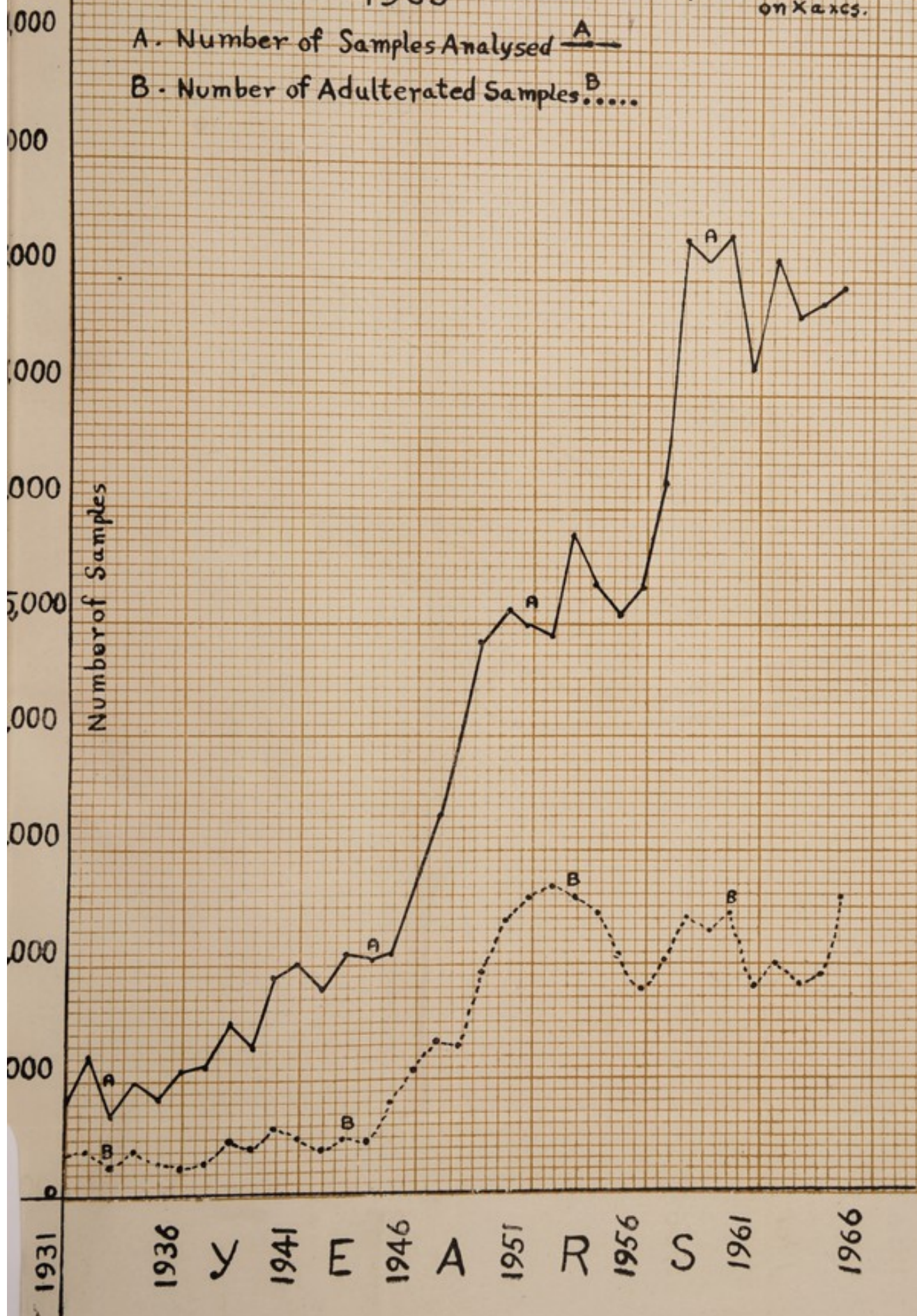
MADRAS CITY-  
1965

Scale:

1" Represents 1000 Samples  
on Y-axis  
1" Represents 5 Years  
on X-axis.

A. Number of Samples Analysed  $\frac{A}{\text{---}}$

B. Number of Adulterated Samples  $\frac{B}{\text{- - -}}$




PREVENTION OF FOOD ADULTERATION ACT

PUBLIC ANALYSTS LABORATORY

MADRAS CITY

1965

A. Number of Samples Analyzed  $\Delta$   
B. Number of Adulterated Samples  $\circ$



| H.R. S. No. | Particulars   | Circle Offices |          |          |          |          |          |          |          |          |          |          |     |     |     |     |     |     |     |     |     |     |
|-------------|---|----------------|----------|----------|----------|----------|----------|----------|----------|----------|----------|----------|-----|-----|-----|-----|-----|-----|-----|-----|-----|-----|
|             |   | First          | Second   | Third    | Fourth   | Fifth    | Sixth    | Seventh  | Eighth   | Ninth    | Tenth    |          |     |     |     |     |     |     |     |     |     |     |
|             |   | P. A. M.       | P. A. M. | P. A. M. | P. A. M. | P. A. M. | P. A. M. | P. A. M. | P. A. M. | P. A. M. | P. A. M. | P. A. M. |     |     |     |     |     |     |     |     |     |     |
| 1           | Number of applications received for licences for milk trade under Section 299 of M.C.M. Act | 45             | 67       | 108      | 2        | 125      | ...      | 45       | ...      | 19       | 30       | 4        | 37  | 2   | ... | 38  | ... | 30  | 3   | 1   | 40  | ... |
| 2           | Number recommended  | 45             | 66       | 78       | 1        | 64       | ...      | 43       | ...      | 14       | 14       | ...      | 34  | 2   | ... | 14  | ... | 19  | 2   | ... | 15  | ... |
| 3           | Number refused  | ...            | 1        | 30       | 1        | 61       | ...      | 2        | ...      | 1        | 14       | ...      | 3   | ... | ... | 24  | ... | 11  | 1   | ... | 25  | ... |
| 4           | Number pending  | ...            | ...      | ...      | ...      | ...      | ...      | ...      | ...      | 4        | ...      | ...      | ... | ... | ... | ... | ... | ... | ... | ... | ... | ... |
| 5           | Number of licensed Milk Men   | 101            | 119      | 101      | ...      | 103      | ...      | 7        | ...      | 139      | 2        | ...      | 105 | ... | ... | 60  | ... | 33  | 19  | ... | 147 | ... |
| 6           | Number of licenses renewed for old depots other than those of M.C.M.S. Union.               | 44             | 36       | 73       | ...      | 36       | ...      | 44       | ...      | 10       | ...      | ...      | 34  | ... | ... | 10  | ... | 18  | 5   | ... | 12  | ... |
| 7           | Number of new Milk Depots opened by the Union during the year                               | 1              | 3        | 2        | ...      | 5        | ...      | ...      | ...      | 7        | ...      | ...      | ... | ... | ... | 1   | ... | 1   | ... | ... | 3   | ... |
| 8           | Number of un-licensed Milk Depots   | 31             | 17       | 65       | ...      | 31       | ...      | 36       | ...      | 7        | ...      | ...      | 8   | ... | ... | 10  | ... | 12  | 5   | ... | 14  | ... |
| 9           | Number of notices for effecting improvements issued in respect of item 8                    | ...            | ...      | 6        | ...      | 48       | ...      | ...      | ...      | ...      | 2        | ...      | ... | ... | ... | ... | ... | 2   | ... | ... | 13  | ... |
| 10          | Number prosecuted for Non-Compliance  | ...            | ...      | 5        | ...      | 28       | ...      | ...      | ...      | ...      | 2        | ...      | 1   | ... | ... | 1   | ... | 7   | ... | ... | 13  | ... |
| 11          | Number improved and made fit for licensing  | ...            | ...      | 5        | ...      | 16       | ...      | ...      | ...      | ...      | ...      | ...      | ... | ... | ... | ... | ... | ... | ... | ... | 3   | ... |
| 12          | Number closed as a result of action taken   | ...            | ...      | 1        | ...      | 1        | ...      | ...      | ...      | ...      | ...      | ...      | ... | ... | ... | 1   | ... | ... | ... | ... | 2   | ... |

P—Private

A—Ayanavaram

M—Madhavaram

#### IV. Market Sanitation:

Here again the situation is far from satisfaction. Majority of the markets are so overcrowded that it seems to be very difficult even to improve them in the existing places. The owners of the markets in general do not seem to have any control even on their tenants with the result they are not able to enforce the by-laws governing the running markets. The Corporation when prosecutes them they simply pay the fine and do not attempt even to rectify the defects. This is alright with the public markets run by the Corporation, they also do require some improvements and deserve better attention and every attempt is being made to see that they set an example to other private markets. For want of sufficient and reliable raid vans the food destruction raids are not being conducted regularly and effectively. Food stuffs and the cut fruits exposed to flies and dust are responsible for transmission of several diseases. Here again the co-operation of the public is very essential. If only the people do not go in for such food stuffs, this evil will automatically stop.

#### Public Markets

The public demand for better marketing facilities with improvement in order to procure good food stuffs under hygienic conditions. The proposals for construction of the following markets were finalised, besides maintenance of the existing 13 markets owned by the Corporation.

| <i>S. No.</i> | <i>Division No.</i> | <i>Circle No.</i> | <i>Location</i>  |
|---------------|---------------------|-------------------|--|
| 1             | 2                   | I                 | Devaraja Gramani Fisherman Colony, Tondiarpet. (Fish Market will be constructed with the aid of Government). |
| 2             | 23                  | III               | Parthasarathy Pillai Street, Washermenpet.   |
| 3             | 54                  | VI                | Vaidyanatha Mudali Street, Chetpet.  |
| 4             | 87                  | IX                | Raja Annamalaipuram.   |

The undermentioned 13 existing markets are under supervisory control of Market Superintendent of the Divisional Sanitary Inspector who are responsible for the upkeep of the markets.

| <i>S. No.</i> | <i>Division No.</i> | <i>Circle No.</i> | <i>Location</i>   |
|---------------|---------------------|-------------------|---|
| 1             | 29                  | 3                 | Dr. Malliah Market, 96, Walltax Road.                                     |
| 2             | 40                  | 4                 | Smith Field Market, Kalathiappa Mudali Street and Rotler Street, Choolai. |
| 3             | 45                  | 5                 | Ayanavaram Market, Market Street, Ayanavaram.                             |
| 4             | 51                  | 6                 | Shenoy Nagar Market, Shenoy Nagar.  |
| 5             | 52                  | 6                 | Market at the junction of Mc. Nichol's Road, and Taylors Road.            |
| 6             | 53                  | 6                 | Jaganathapuram Market, Jaganathapuram 3rd Street, Chetpet.                |
| 7             | 64                  | 7                 | Fruit Market, N.S.C. Bose Road.   |
| 8             | 64                  | 7                 | Moore Market, Poonamallee High Road.                                      |
| 9             | 67                  | 7                 | Egmore High Road, Egmore.   |
| 10            | 80                  | 8                 | Nadukkuppam Market, Triplicane.   |
| 11            | 93                  | 10                | T. Nagar Vegetable Market, 61-A, Theagaraya Road.                         |
| 12            | 93                  | 10                | T. Nagar, Mutton Market, 39, Theagaraya Road.                             |
| 13            | 98                  | 10                | Razaak Market, 14/6, Bazaar Road, Periapet, Saidapet.                     |

In addition to these there is a pavement vegetable market on the western side of Panagal Park, T. Nagar, division No. 93.

### PRIVATE MARKETS

In addition to the above Public Markets, there are 50 Private Markets in the City run by private owners for the benefit of the public. A licence is being issued to run such a market under the M.C.M. Act after satisfying the conditions laid down therein. These markets are daily inspected by the respective divisional sanitary inspectors and periodically, by the Circle Health Officers to ensure better sanitation and cleanliness.

The names with the location of Private Markets in the City during the year 1965 are given below.

| <i>S. No.</i> | <i>Division No.</i> | <i>Circle No.</i> | <i>Name and Location of Market</i>                          |
|---------------|---------------------|-------------------|---|
| 1             | 1                   | 1                 | New Washermenpet, 322, T.H. Road.                           |
| 2             | 1                   | 1                 | Tondiarpet Market, Thandavaroya Gramany Street.             |
| 3             | 3                   | 1                 | Kalmandapam Market, 13/12, Kalmandapam Road, Royapuram.     |
| 4             | 5                   | 1                 | Old Washermanpet Market, 5/6, Venkatakrishna Street.        |
| 5             | 6                   | 1                 | Pichandi Nadar Market, 82/83, Narasier Street.              |
| 6             | 8                   | 1                 | Royapuram Market, 16, Mannarswamy Koil Street.              |
| 7             | 13                  | 2                 | Macdonald Market, 67, Sengalaneer Pilliar Koil Street.      |
| 8             | 14                  | 2                 | Olakadai Market, 180, Angappa Naicken Street.               |
| 9             | 15                  | 2                 | Mannady Market, 89/90 Mannady Street.                       |
| 10            | 17                  | 2                 | Seven Wells Market, 111, Govindappa Naicken Street.         |
| 11            | 18                  | 2                 | Chengam Bazaar Market, 84/85, Nattu Pillaiar Koil Street.   |
| 12            | 19                  | 2                 | Kothawal Market, 1, Audiappa Naicken Street.                |
| 13            | 25                  | 3                 | Kondithope Market, 32, Pedu Naicken Street.                 |
| 14            | 29                  | 3                 | Othavadai Market, 22/2, Toll Gate, Othavadai Street         |
| 15            | 31                  | 4                 | Lakshmi Market, 5, Selvavinayagar Koil Street.              |
| 16            | 32                  | 4                 | Vyasarpadi Market, 15-E, Erukancheri High Road.             |
| 17            | 34                  | 4                 | Otteri Market, 120-B, Strahans Road.                        |
| 18            | 36                  | 4                 | Demellows Market, 124, Demellows Road, Pattalam.            |
| 19            | 39                  | 4                 | Choolai Market, 37, Vijavigneswarar Koil Street.            |
| 20            | 41                  | 5                 | Jamal Mohideen Market, 115, Market Street, Sembiam.         |
| 21            | 41                  | 5                 | Balachandra Chetty Market, 49, Market Street, Sembiam.      |
| 22            | 42                  | 5                 | Abdul Khader Market, 17/125, Madavaram High Road, Perambur. |
| 23            | 48                  | 5                 | Kandaswamy Koil Trust Market, 3, Pudu Street, Kosapet.      |
| 24            | 51                  | 6                 | Aminjikai Market, 329, Poonamallee High Road.               |
| 25            | 54                  | 6                 | Nungambakkam Market, 17, Village Road, Nungambakkam.        |
| 26            | 55                  | 6                 | Kodambakkam Market, 54, Kodambakkam High Road.              |
| 27            | 57                  | 6                 | Thousand Lights Market, 47, Mount Road.                     |
| 28            | 62                  | 7                 | Purasawalkam Market, 27, Purasawalkam High Road.            |
| 29            | 64                  | 7                 | K.A.C. Market, 314, Wall Tax Road.                          |

| Sl. No. | Division No. | Circle No. | Name and Location of Market.   |
|---------|--------------|------------|--|
| 30      | 64           | 7          | Ellamman Devasthanam Market, Narayana Chetti Street, Periamet, Madras.             |
| 31      | 66           | 7          | Chintadripet Market, 17, Arunachala Naicken Street.                                |
| 32      | 67           | 7          | Egmore Market, 92, Egmore High Road.   |
| 33      | 68           | 7          | Connemara Market, 32, Harris Road.   |
| 34      | 71           | 8          | Moulana Market, 780, Triplicane High Road.   |
| 35      | 72           | 8          | Moosa Sait Market, 90, Venkatesa Naicken Street.                                   |
| 36      | 76           | 8          | New Janda Market, 291, Triplicane High Road.                                       |
| 37      | 76           | 8          | Zam Bazaar Market, 439/441, Pycrofts Road.   |
| 38      | 78           | 8          | Mirsaahibpet Market, 184, Venkatachala Mudaly Street.                              |
| 39      | 78           | 8          | Sultan Market, 15, Royapettah High Road.   |
| 40      | 81           | 9          | Azeez Market, 71, Mount Road, Teynampet.   |
| 41      | 82           | 9          | Thannithorai Market, 75, Royapettah High Road.                                     |
| 42      | 84           | 9          | Mylapore Market, 80, Mylapore Bazaar Road.   |
| 43      | 86           | 9          | Mandavalli Market, 65, Mandavalli Street.  |
| 44      | 88           | 9          | Balasubramaniam Market, 11-A, Eldams Road.   |
| 45      | 89           | 9          | City Improvement Trust Market, Foreshore, Santhome High Road, Raja Annamalaipuram. |
| 46      | 90           | 9          | Arunachalapuram Market, Adyar.   |
| 47      | 92           | 10         | Vadapalani Andavar Market, 141, Arcot Road.  |
| 48      | 92           | 10         | Trustpuram Market, Kodambakkam.  |
| 49      | 96           | 10         | Kasiviswanathar Devasthanam Market, 40L Easwaran Koil Street.                      |
| 50      | 98           | 10         | Karneeswarar Devasthanam Market, 5/6, Jeenis Road.                                 |

#### V. Meat Sanitation:

##### Slaughter Houses

The Slaughter Houses are important institutions in the Public Health Organisation. Meat hygiene is one of the important aspects of Veterinary Public Health, the primary object of which is to provide safe and wholesome meat and products under hygienic conditions for human consumption.

Efficient meat inspection is maintained in the existing slaughter houses with great difficulty with the limited facilities provided for.

To provide modern facilities and to provide for more efficient meat inspection plans for modernisation of the existing Slaughter Houses were prepared and are pending with the Central Government for approval.

There are five Slaughter houses maintained by the Madras Corporation and they are located as follows:—

|    |                         |     |           |
|----|-------------------------|-----|-----------|
| 1. | Bullock Slaughter House | ... | Perambur. |
| 2. | Sheep Slaughter House   | ... | Perambur. |
| 3. | Pig Slaughter House.    | ... | Perambur. |
| 4. | Sheep Slaughter House.  | ... | Saidapet. |
| 5. | Pig Slaughter House     | ... | Saidapet. |

The meat inspection is being done by the Superintendent and the Assistant Superintendent who are qualified Veterinary Assistants. They are assisted by a Conservancy Inspector who is incharge of the labour and the sanitation of the Slaughter House.

After Ante-Mortem and Post-Mortem examinations, the inspected carcasses are stamped with indelible ink before passing out as fit human consumption.

The details of meat Inspection done at the slaughter houses during the year 1965 are as follows:—

| Kind of animal | No. of animals brought for inspection before slaughtered | No. of animals disallowed | No. actually slaughtered | No. of carcasses part of whole rejected | No. of organs consumed |
|----------------|--|---------------------------|--------------------------|---|------------------------|
| Cattle         | 30,800   | 2,804                     | 27,996                   | 358                                     | 6,701                  |
| Sheep ...      | 5,10,115   | 1,006                     | 5,09,109                 | 21                                      | 7,333                  |
| Pigs ...       | 3,958  | ...                       | 3,958                    | ...                                     | 460                    |

As in the previous years during this year also students from the Medical Colleges and other institutions in the City and outside visited the Slaughter Houses. They were given all facilities to study the working of the Slaughter Houses, and short lectures were given with practical demonstrations on meat hygiene and meat inspection.

The students from the Madras Veterinary College were regularly attending the Slaughter Houses in the evenings accompanied by the concerned lecturers for practical classes in meat inspection and genetics. Flying classes for Butcher boys were also conducted.

#### BLOOD MEAL

Blood Meal was continued to be prepared at the Blood Meal Centre at Kodangaiyur as in the previous years. Dried Blood was sold for Rs. 5,930 during the year. Fresh blood was also continued to be collected by the Pharmaceutical Firm and the amount realised during this year was Rs. 14,400.

#### PIG RAIDS

Pig raids were conducted in the various parts of the City and 33 pigs were destroyed and dumped in the burial ground.

#### MARKET RAIDS

Raids were also conducted for detecting unstamped Mutton and Beef offered for sale. Raids were also conducted for unwholesome foodstuffs sold in the road side Bazaars in the various parts of the City. The details are as follows:—

| Rotton foodstuff & vegetables | Fish     | Unstamped Mutton | Unwholesome Beef and carcasses |
|-------------------------------|----------|------------------|--------------------------------|
| 21½ Tons.                     | 840 Lbs. | 15 goats & sheep | 525 Lbs. & 3 Carcasses.        |

These were confiscated, destroyed and dumped in the dumping ground and receipts obtained.

#### FALLEN ANIMALS SCHEME

The buildings for starting the carcass utilisation scheme financed by the Khadi Village Industries Board were completed and other major equipments were also got ready. The Superintendent Slaughter House was also deputed for 15 days to Bombay at their Head-quarters for an on the spot study of the working of various sections of the scheme.

MEAT INSPECTION

| S. No. | Particulars  | Circles Offices |        |       |        |       |       |         |        |       |       | Total |
|--------|--|-----------------|--------|-------|--------|-------|-------|---------|--------|-------|-------|-------|
|        |  | First           | Second | Third | Fourth | Fifth | Sixth | Seventh | Eighth | Ninth | Tenth |       |
| 1      | Number of private mutton stalls at the beginning of the year ... | 7               | 10     | 17    | 18     | 25    | 24    | 16      | 12     | 20    | 26    | 175   |
| 2      | Number of mutton stalls opened during the year ...               | 1               | 1      | ...   | 2      | 1     | 1     | 1       | 1      | 2     | 1     | 10    |
| 3      | Number of beef stalls at the beginning of the year ...           | 3               | 6      | 6     | 15     | 6     | 6     | 6       | 6      | 6     | 8     | 68    |
| 4      | Number of beef stalls opened during the year ...                 | ...             | ...    | ...   | ...    | ...   | ...   | ...     | ...    | ...   | ...   | ...   |
| 5      | Number of pork-stalls at the beginning of the year ...           | ...             | ...    | ...   | ...    | ...   | ...   | ...     | ...    | ...   | ...   | ...   |
| 6      | Number of pork-stalls opened during the year ...                 | ...             | ...    | ...   | ...    | ...   | ...   | ...     | ...    | ...   | ...   | ...   |
| 7      | Number of un-stamped carcasses seized ...                        | ...             | ...    | ...   | ...    | ...   | ...   | ...     | ...    | ...   | ...   | ...   |
| 8      | Number of cases of illicit slaughter detected ...                | ...             | ...    | ...   | ...    | ...   | ...   | ...     | ...    | ...   | 3     | 3     |

Though this subject includes several things pertaining to Water Works, Special Works, the Conservancy, etc., yet this report confines itself only to the residence and the amenities provided in the houses for the benefit of the tenants from the Public Health point of view. The inspections done by the sanitary staff and the action taken by the department to rectify the defects, etc., are enumerated under this action. The work turned out by the Sanitary staff is not at all commendable but at the same time it should be stated in all fairness that one Sanitary Inspector for two municipal divisions will not be able to do enough expected of him in view of the various types of duties he has to perform. If each division has one Sanitary Inspector, which is the minimum from any standard one can expect better performance.

## HOUSING

| Serial No. | Particulars  | Circles Offices |        |       |        |        |       |         |        |        |        |          |
|------------|--|-----------------|--------|-------|--------|--------|-------|---------|--------|--------|--------|----------|
|            |  | First           | Second | Third | Fourth | Fifth  | Sixth | Seventh | Eighth | Ninth  | Tenth  | Total    |
| 1          | Number of houses other than huts in the Division                                 | 7,127           | 8,683  | 9,601 | 8,297  | 10,025 | 7,538 | 11,037  | 12,970 | 9,060  | 31,412 | 11,5,750 |
| 2          | Number of houses used for dwelling purposes                                      | 5,966           | 6,506  | 7,773 | 7,854  | 9,200  | 6,040 | 9,796   | 10,599 | 7,831  | 26,578 | 98,143   |
| 3          | Number of houses used for purposes other than dwelling                           | 1,161           | 2,177  | 1,828 | 443    | 825    | 1,498 | 1,241   | 2,371  | 1,229  | 4,834  | 17,607   |
| 4          | Number of huts   | 4,789           | 439    | 4,362 | 9,939  | 4,342  | 7,920 | 1,030   | 3,215  | 11,591 | 25,096 | 72,723   |
| 5          | Number of building applications received from the Works Department               | 35              | 11     | 60    | 66     | 28     | 53    | 106     | 37     | 79     | 55     | 530      |
| 6          | Number recommended for sanction in item No. 5                                    | 23              | 87     | 53    | 41     | 25     | 41    | 94      | 27     | 56     | 39     | 486      |
| 7          | Number of building applications recommended for refusal on sanitary grounds      | 12              | 24     | 7     | 25     | 3      | 12    | 13      | 10     | 23     | 16     | 145      |
| 8          | Number of tenements built prior to 1-1-1965                                      | ...             | 11     | ...   | 264    | 9      | 52    | 4       | ...    | ...    | ...    | 340      |
| 9          | Number of tenements built prior to 1-1-1965 and brought under occupation in 1965 | ...             | ...    | ...   | ...    | 5      | 44    | ...     | ...    | ...    | ...    | 49       |
| 10         | Number of tenements built and brought under occupation in 1965                   | ...             | ...    | ...   | ...    | 10     | 19    | ...     | ...    | ...    | ...    | 29       |
| 11         | Number of tenements under construction at the end of the year 1965               | ...             | ...    | ...   | 1      | 9      | 9     | ...     | ...    | ...    | ...    | 19       |

## HOUSE INSPECTION

| No. | Particulars  | Circle Offices |        |       |        |       |       |         |        |       |       | Total  |
|-----|--|----------------|--------|-------|--------|-------|-------|---------|--------|-------|-------|--------|
|     |  | First          | Second | Third | Fourth | Fifth | Sixth | Seventh | Eighth | Ninth | Tenth |        |
| 1   | Number of houses inspected as a routine measure ...                        | 2,414          | 1,775  | 3,627 | 2,877  | 4,013 | 2,030 | 2,819   | 2,818  | 1,409 | 3,022 | 26,804 |
| 2   | Number of houses inspected on complaints made ...                          | 87             | 136    | 105   | 909    | 130   | 58    | 119     | 121    | 95    | 143   | 1,903  |
| 3   | Average number of houses inspected per mensem ...                          | 206            | 224    | 324   | 400    | 340   | 204   | 286     | 321    | 125   | 246   | 2,676  |
| 4   | Number of houses found untenanted ...                                      | 80             | 2      | ...   | 58     | 4     | 1     | 42      | 19     | 70    | 182   | 458    |
| 5   | Number of houses found defective for want of protective water-supply ...   | 3              | 4      | 24    | 6      | 1,190 | 10    | 4       | 47     | 48    | 41    | 1,377  |
| 6   | Number of houses found defective for want of ventilation ...               | 12             | ...    | 42    | 8      | 23    | 15    | 20      | 218    | 59    | 24    | 411    |
| 7   | Number of houses found defective for want of proper drainage arrangements. | 37             | 34     | 24    | 8      | 114   | 33    | 38      | 178    | 62    | 102   | 630    |
| 8   | Number of houses found defective otherwise ...                             | 79             | 103    | 150   | 85     | 172   | 488   | 231     | 191    | 228   | 44    | 1,771  |
| 9   | Number of notices issued for rectification of defects ...                  | 105            | 136    | 240   | 95     | 248   | 546   | 272     | 557    | 333   | 108   | 2,640  |
| 10  | Number prosecuted for non-compliance.                                      | 5              | 1      | 4     | 2      | 15    | 4     | 26      | 31     | 38    | 57    | 183    |
| 11  | Number of houses repaired as a result of action taken ...                  | 48             | 87     | 236   | 95     | 215   | 376   | 288     | 453    | 267   | 44    | 2,109  |

## Circle Offices

| S. No. | Particulars  | Circle Offices |        |       |        |       |       |         |        |       |       | Total |
|--------|--|----------------|--------|-------|--------|-------|-------|---------|--------|-------|-------|-------|
|        |  | First          | Second | Third | Fourth | Fifth | Sixth | Seventh | Eighth | Ninth | Tenth |       |
| 1      | Number of houses found without any latrine   | 12             | 3      | 57    | 62     | 173   | 24    | 5       | 1      | ...   | 75    | 412   |
| 2      | Number of notices issued in respect of item No. 1  | 12             | 3      | 57    | 44     | 23    | 18    | 5       | 1      | ...   | 31    | 194   |
| 3      | Number of houses provided with latrine accommodation as result of action taken                       | 10             | 1      | 29    | 11     | 7     | 14    | ...     | 1      | ...   | 31    | 104   |
| 4      | Number of houses found defective for want of adequate latrine accommodation                          | 78             | 5      | 13    | 22     | 33    | 36    | 2       | ...    | ...   | 9     | 198   |
| 5      | Number of notices issued in respect of item No. 4  | 78             | 5      | 13    | 22     | 15    | 32    | 2       | ...    | ...   | 20    | 187   |
| 6      | Number of houses provide with additional latrine accommodation as a result of action taken           | 31             | 5      | 10    | 5      | 6     | 32    | 2       | ...    | ...   | 13    | 104   |
| 7      | Number of houses in sewerred areas without F.O.Ls.   | ...            | 2      | 24    | 25     | 23    | ...   | ...     | ...    | ...   | 6,186 | 6,260 |
| 8      | Number of notices issued for conversion of masonry latrine with F.O.Ls.                              | ...            | 2      | 5     | 24     | 23    | ...   | ...     | ...    | ...   | 29    | 83    |
| 9      | Number of houses therein the masonry latrine when converted into F.O.Ls. as a result of action taken | ...            | ...    | 5     | 8      | 13    | ...   | ...     | ...    | ...   | 12    | 38    |

CESS—POOLS

Circle Offices

| S. No. | Particulars  | Circle Offices |        |       |        |       |       |         |        |       |        | Total  |
|--------|--|----------------|--------|-------|--------|-------|-------|---------|--------|-------|--------|--------|
|        |  | First          | Second | Third | Fourth | Fifth | Sixth | Seventh | Eighth | Ninth | Tenth  |        |
| 1      | Number of houses with cess-pools ...   | ...            | ...    | 145   | 177    | 1,225 | 151   | ...     | ...    | 27    | 15,361 | 17,086 |
| 2      | Number of houses without cess-pools ...  | ...            | ...    | ...   | 180    | 88    | ...   | ...     | ...    | ...   | 657    | 925    |
| 3      | Number of notices issued in respect of item No. 2 ...                              | ...            | ...    | ...   | 37     | 39    | ...   | ...     | ...    | ...   | 223    | 299    |
| 4      | Number of houses provided with cess-pools as a result of action taken ...          | ...            | ...    | ...   | 20     | 23    | ...   | ...     | ...    | ...   | 124    | 167    |
| 5      | Number of notices issued in respect of inadequate cess-pools ...                   | ...            | ...    | ...   | ...    | 8     | ...   | ...     | ...    | ...   | ...    | 8      |
| 6      | Number of houses provided with enlarged cess-pools as a result of action taken ... | ...            | ...    | ...   | ...    | 4     | ...   | ...     | ...    | ...   | ...    | 4      |

The City is more and more industrialized. The problem of various nuisances caused by the industrial smoke, noise, vibration, fumes and trade effluents is causing great concern, these will become worse in future unless the zonal restrictions are strictly enforced and the nuisances are minimized. The discriminate exclusions of individual places from residential areas in pucca bined areas and licensing of industries is very dangerous, and this should be completely discouraged and the existing ones also have to be slowly shifted to non-residential areas, as otherwise, the industrial hazards to the residents will become worse. For a City of this magnitude, there should be another Health Officer solely in charge of industrial sanitation and the industrial estates should be planned on large scale even for small scale industries and cottage industries so that they can develop without any hindrance at the same time the public are not disturbed and allowed to live peacefully in their houses.

DEPT. OF CIVIL SUPPLIES  
**OFFENSIVE TRADES—INDUSTRIAL SANITATION—TRADES—LICENCES STATEMENT**

| S. No. | Particulars   | Circle Offices |        |       |        |       |       |         |        |       |       | Total  |
|--------|---|----------------|--------|-------|--------|-------|-------|---------|--------|-------|-------|--------|
|        |   | First          | Second | Third | Fourth | Fifth | Sixth | Seventh | Eighth | Ninth | Tenth |        |
| 1      | Number of renewal applications received for old offensive Trades (Section 287 of M.C.M. Act.) | 1,450          | 1,304  | 2,069 | 950    | 1,122 | 1,377 | 1,952   | 2,151  | 1,757 | 2,150 | 17,982 |
| 2      | Number of applications recommended ...  | 1,222          | 2,485  | 1,897 | 773    | 964   | 1,149 | 1,739   | 1,857  | 1,348 | 1,340 | 14,774 |
| 3      | Number of applications pending ...  | ...            | ...    | 4     | ...    | ...   | 70    | ...     | 1      | ...   | ...   | 75     |
| 4      | Number of applications refused ...  | 228            | 519    | 168   | 177    | 158   | 158   | 213     | 293    | 409   | 810   | 3,133  |
| 5      | Number of new applications received for offensive trades under Section 287 ...                | 186            | 185    | 192   | 186    | 91    | 152   | 92      | 113    | 84    | 165   | 1,446  |
| 6      | Number of applications recommended...   | 136            | 119    | 130   | 78     | 66    | 75    | 71      | 59     | 25    | 109   | 868    |
| 7      | Number refused for sanitary reasons other than the Prohibition under the Public Health Act    | 35             | 55     | 44    | 96     | 14    | 38    | 9       | 45     | 37    | 34    | 407    |
| 8      | Number refused in view of the Prohibition under the Public Health Act ...                     | 15             | 11     | 18    | 12     | 11    | 39    | 12      | 9      | 22    | 22    | 171    |
| 9      | Number of appeals referred by the parties to the Licence Appeals Committee ...                | 3              | 22     | 18    | 7      | 14    | 2     | 7       | 5      | 12    | 8     | 98     |
| 10     | Number of appeals allowed by the Licence Appeals Committee                                    | 16             | 9      | 2     | 7      | 7     | 7     | 7       | 4      | 11    | 1     | 57     |



| S. No. | Particulars                             | Circle Offices |        |       |        |       |       |         |        |       |       | Total |
|--------|---|----------------|--------|-------|--------|-------|-------|---------|--------|-------|-------|-------|
|        |   | First          | Second | Third | Fourth | Fifth | Sixth | Seventh | Eighth | Ninth | Tenth |       |
| 1      | Number of Laundries                     | 78             | 82     | 92    | 92     | 126   | 123   | 144     | 172    | 147   | 223   | 1,279 |
| 2      | Number of Hair-Dressing Saloons         | 109            | 161    | 137   | 190    | 166   | 129   | 159     | 155    | 129   | 239   | 1,574 |
| 3      | Number of Sweet Meat Stalls             | 16             | 30     | 25    | 21     | 11    | 11    | 24      | 15     | 10    | 11    | 174   |
| 4      | Number of Fire Wood Depots              | 50             | 41     | 83    | 84     | 59    | 49    | 45      | 38     | 22    | 68    | 539   |
| 5      | Number of Charcoal Depots               | 18             | 46     | 44    | 24     | 7     | 27    | 31      | 28     | 9     | 16    | 250   |
| 6      | Number of Fire-Wood and Charcoal Depots | 48             | 8      | 14    | 42     | 79    | 70    | 34      | 42     | 84    | 134   | 555   |
| 7      | Number of Aerated Water Factories       | 11             | 10     | 5     | 5      | 8     | 10    | 8       | 6      | 2     | 13    | 78    |

## PORT SANITATION

As usual the maintenance of sanitation and water supply within the Port Area was looked after by the Port Health Officer. Medical check-up of passengers and new was also conducted by him to detect and isolate infectious cases landed from vessels arrived at the Port during the year.

A brief report about Port Sanitation is given below:—

1. Out of 1,261 vessels arriving at this port during the year under review only 32 vessels with 2,622 crews and 7,990 passengers were inspected on arrival during the year. 13 cases of Chicken-Pox were landed ex. 10 vessels on arrival. Suitable measures were taken to prevent the spread of the disease.

2. Out of 1,277 vessels leaving this port during the year under review only 477 vessels with 26,874 crews and 34,837 passengers were inspected at the time of departure for foreign countries.

3. The personal effects of the infected crew and passengers and their contacts as well as 97 Bales, 83 Cases, 47 Packages and 44 Cartens of imported second hand clothing intended for distribution were disinfected before release.

Bedding, clothings, etc., of 1,076 new crew were inspected and disinfected before articles were taken on board.

4. Seaman's provision of 55 vessels were inspected.

5. 42 Vessels were examined with regard to the Medical Stores kept on board, they were maintained according to the prescribed scales and wherever necessary suggestions were made to make good the shortage, if any.

6. Imported food stuffs were inspected at the Port of Madras under the Prevention of Food Adulteration Act, 1954, and on request from the Traffic Manager, Madras Port Trust, in connection with unclaimed articles of food lying in their godowns before auctioning them for sale.

During the year, the following such articles were inspected all of which were declared fit for human consumption.

|                    | K. Gms.     |
|--------------------|-------------|
| 1. Food Colours    | 64,183      |
| 2. Nutmugs         | 1,906       |
| 3. Sauce           | 711         |
| 4. Milk Powder     | 29,43,916   |
| 5. Corn Meal       | 1,94,36,322 |
| 6. Wheat flour     | 23,94,352   |
| 7. Butter Oil      | 14,00,199   |
| 8. Chicery Powder  | 15,10,025   |
| 9. Getaline Powder | 13,726      |
| 10. Condensed Milk | 8,718       |
| 11. Glucose Powder | 5,006       |
| 12. Cheese         | 597         |
| 13. Aniseed        | 345         |
| 14. Mace           | 1,068       |
| 15. Pepper         | 36          |
| 16. Wheat          | 6,202       |

|     |                           |     |          |
|-----|---------------------------|-----|----------|
| 17. | Baby Food                 | ... | 211      |
| 18. | Yeast Food                | ... | 1,488    |
| 19. | Gum Base                  | ... | 690      |
| 20. | Agar Agar                 | ... | 117      |
| 21. | Potatoes                  | ... | 75,792   |
| 22. | Cloves                    | ... | 87,630   |
| 23. | Corriander Seeds          | ... | 1,72,280 |
| 24. | Betelnuts                 | ... | 2,36,304 |
| 25. | Asperagus                 | ... | 106      |
| 26. | Miscellaneous Food Stuffs | ... | 786      |
| 27. | Sage                      | ... | 24       |
| 28. | Cocoa Beans               | ... | 4        |
| 29. | Lentils                   | ... | 636      |
| 30. | Tomato and Zuchini        | ... | 52,800   |
| 31. | Bakery Hops               | ... | 3,233    |
| 32. | Salad Oil                 | ... | 5,29,452 |
| 33. | Vegetable Oil             | ... | 40       |
| 34. | Malt Extract              | ... | 525      |
| 35. | Edible Beans              | ... | 79,950   |

However, the following items were declared unfit for human consumption either after physical examination or after receiving analysis reports to that effect from the King Institute, Guindy:

|    |              | K. Gms. |
|----|--------------|---------|
| 1. | Wheat flour  | 2,167   |
| 2. | Bulgar Wheat | 12,716  |
| 3. | Wheat        | 37,390  |
| 4. | Cornmeal     | 12,533  |
| 5. | Milk Powder  | 1,633   |
| 6. | Rice         | 381     |

7. 344 Seamen trainees, Seamen for Continuous Certificates of Discharge and other candidates for employment as seamen were medically examined and certificate of fitness or otherwise issued.

8. On receipt of radio message from the Masters of 2 vessels at sea seeking medical advice in connection with sickness on board the vessels, necessary advices were sent immediately to the Masters concerned.

9. Sanitation of Port area was looked after by the Madras Port Trust, and maintained satisfactorily. Storage tanks of water supply of the port area, were cleaned regularly and water from these sources was analysed at regular intervals. Measures were taken to rectify that defects when noticed.

10. 35 Deratisation Exemption Certificates, 1 Permit and 13 Extensions were issued at this Port.

11. 201 Vessels seeking Radio Pratique were granted the same on furnishing the requisite messages.

|        |  |
|--------|--|
| 14,126 | Number remaining in the Hospital 00.00 hrs. on 1-12-1965 |
| 14,481 | Number admitted during the year                          |
| 13,681 | Number treated   |
| 282    | Number discharged cured                                  |
| 182    | Number died  |
|        | Number remaining at 24 hrs. on 31-12-1965                |

## 1. HOSPITALS

## Infectious Diseases Hospital, Tondiarpet, Madras-21.

## INTRODUCTION

The only Hospital in the City for the isolation and treatment of cases of various infectious diseases, has completed its 45th year of service to the City and the suburban population on the 31st December 1965. On the whole, 14,126 cases were admitted to the Hospital during the year which includes 2,308 admitted from outside the City limits. The overall mortality rate for the year was 4.11% as against 5.03% for the previous year. There was an appreciable decline in the Small-Pox admissions throughout the year but Cholera was prevalent in an Epidemic form during the first and last quarters of the year. The Hospital also had to admit and treat sporadic cases of Dengue Like Fever in October and November. The position in regard to permanent accommodation, permanent staff complement remained unchanged. Though there have been Epidemics and consequent increases in the number of cases, the situation in respect of accommodation was managed without going in for temporary thatched sheds in the hospital, but however temporary staff was appointed as and when necessary.

As has been said during the previous years' reports, the need for suitable increase in the permanent accommodation as well as in the strength of the permanent staff is keenly felt considering the rapidly growing population and consequential increase in admissions of cases of various infectious diseases in the City and its suburbs.

The Hospital has served as a training centre for the Medical Officers of Health from the various countries in respect of diagnosis and treatment of various infectious disease cases, particularly of Small-pox. Medical students from various Medical Colleges of the City and Christian Medical College at Vellore had undergone a course of training in infectious diseases during the year. Dr. I. Prahlad was the Superintendent of the Hospital and Dr. A. Lakshmi the Resident Medical Officer who went on higher studies, returned and resumed duty as Resident Medical Officer on and from 8th October 1965 after qualifying herself for DTM & H.

## BUILDINGS

The Kitchen Block and the Administrative Block the construction of which were over in the previous year, were occupied during the year under report. In the Kitchen Block 5 Electrical Cookers have been installed and put to use since May 1965. An electric water heater was also annexed to the electric cooker to facilitate easy cooking and also to save the time. The new Administrative block was declared open by the Honourable Health Minister of the State on 16-10-65 when the new kitchen Block with the above modern equipment was also inspected by the Honourable Health Minister.

## PATIENTS AND THEIR CARE

The Hospital admitted 14,126 cases of various infectious diseases during the year, and in all, 14,451 were treated including those remained on 31-12-1964. Out of this, 13,681 were discharged cured and 588 died and 182 remained in the Hospital at the close of the year.

*The Statement* shows the total number of cases admitted and treated for the various infectious diseases.

|  |        |
|--|--------|
| Number remained in the Hospital 00.00 hrs. on 1-1-1965 ... | 325    |
| Number admitted during the year ...                        | 14,126 |
| Number treated ...   | 14,481 |
| Number discharged cured ...                                | 13,681 |
| Number died ...  | 588    |
| Number remaining at 24 hrs. on 31-12-1965 ...              | 182    |



Administration Block




UNIVERSITY OF TORONTO

LIBRARY

1285 UNIVERSITY AVE.



Electric Roaster and Cookers



**SECTION-D**

**MEDICAL RELIEF**

SECTION-D

MEDICAL RELIEF

The Statement shows the total admission and deaths month-war.

| Month     | City      |       | Mofussil  |       | Total     |       |
|-----------|-----------|-------|-----------|-------|-----------|-------|
|           | Admission | Death | Admission | Death | Admission | Death |
| January   | 1,180     | 51    | 317       | 18    | 1,497     | 69    |
| February  | 1,557     | 43    | 256       | 18    | 1,813     | 61    |
| March     | 1,874     | 48    | 315       | 15    | 2,189     | 63    |
| April     | 978       | 37    | 187       | 19    | 1,165     | 56    |
| May       | 663       | 27    | 105       | 8     | 768       | 35    |
| June      | 429       | 19    | 88        | 6     | 517       | 25    |
| July      | 465       | 22    | 142       | 9     | 607       | 31    |
| August    | 822       | 29    | 230       | 10    | 1,052     | 43    |
| September | 744       | 34    | 156       | 7     | 900       | 41    |
| October   | 902       | 40    | 151       | 3     | 1,053     | 43    |
| November  | 1,132     | 57    | 163       | 12    | 1,295     | 69    |
| December  | 1,062     | 49    | 208       | 7     | 1,270     | 56    |
| Total     | 11,808    | 456   | 2,308     | 132   | 14,126    | 588   |

The Statement shows admissions and deaths and case fatality rates disease-war for the City and Mofussil during the year 1965.

| Diseases         | City      |       |        | Mofussil  |       |        | Total     |       |        |
|------------------|-----------|-------|--------|-----------|-------|--------|-----------|-------|--------|
|                  | Admission | Death | C.F.R. | Admission | Death | C.F.R. | Admission | Death | C.F.R. |
| Small-Pox        | 713       | 147   | 20.60% | 554       | 89    | 16.00% | 1,267     | 236   | 19.40% |
| Chicken-Pox      | 4,361     | ...   | ...    | 552       | ...   | ...    | 4,913     | ...   | ...    |
| Measles          | 2,031     | 54    | 02.60% | 277       | 6     | 02.10% | 2,308     | 60    | 02.70% |
| Mumps            | 153       | ...   | ...    | 6         | ...   | ...    | 159       | ...   | ...    |
| Cholera          | 1,825     | 103   | 05.60% | 383       | 21    | 05.40% | 2,208     | 124   | 05.60% |
| Gastro-Enteritis | 2,023     | 75    | 03.70% | 428       | 10    | 02.30% | 2,451     | 85    | 03.40% |
| Other Diseases   | 702       | 77    | 10.08% | 118       | 6     | 05.08% | 820       | 83    | 09.30% |
| Total            | 11,808    | 456   | 03.80% | 2,318     | 132   | 05.70% | 14,126    | 588   | 04.11% |

## SMALL-POX

The Statement shows the admissions and deaths due to Small-pox Month-wise.

| Month     | City      |       | Mofussil  |       | Total     |       |
|-----------|-----------|-------|-----------|-------|-----------|-------|
|           | Admission | Death | Admission | Death | Admission | Death |
| January   | 129       | 27    | 30        | 9     | 159       | 36    |
| February  | 107       | 17    | 90        | 14    | 197       | 31    |
| March     | 149       | 25    | 79        | 13    | 228       | 38    |
| April     | 79        | 25    | 64        | 13    | 143       | 38    |
| May       | 49        | 11    | 33        | 6     | 82        | 17    |
| June      | 51        | 12    | 42        | 5     | 93        | 17    |
| July      | 51        | 9     | 48        | 3     | 97        | 17    |
| August    | 50        | 7     | 39        | 4     | 89        | 11    |
| September | 19        | 3     | 24        | 7     | 43        | 10    |
| October   | 3         | 1     | 8         | 2     | 11        | 3     |
| November  | 22        | 5     | 27        | 5     | 49        | 10    |
| December  | 10        | 5     | 20        | 3     | 30        | 8     |
| Total     | 713       | 147   | 554       | 89    | 1,267     | 236   |

From the above statement it may be seen that there was a remarkable decrease in the incidence of the disease in the City but at the same time there was an increase of admissions from Mofussil areas, when compared to the previous year's report. The total number of cases admitted for Small-Pox from City were 713 as against 2,173 in the previous year and the number from the Mofussil areas was 554 as against 462 in the previous year. This marked reduction in the incidence of Small-Pox is no doubt due to the SMALL-POX ERADICATION PROGRAMME launched by the Madras Corporation.


It may also be seen from the above statement that the number of cases admitted to the Hospital has declined considerably month after month from March during the subsequent months, and in October there were only 3 cases of Small-Pox admitted from City as against 147 in the corresponding month of the previous year. At the close of the year under report there were only four cases in the Hospital which consisted of two from the City and two from the mofussil areas.

The Statement shows the number of Small-Pox cases admitted, and the number died monthwise with reference to age, sex and also the vaccinal status.

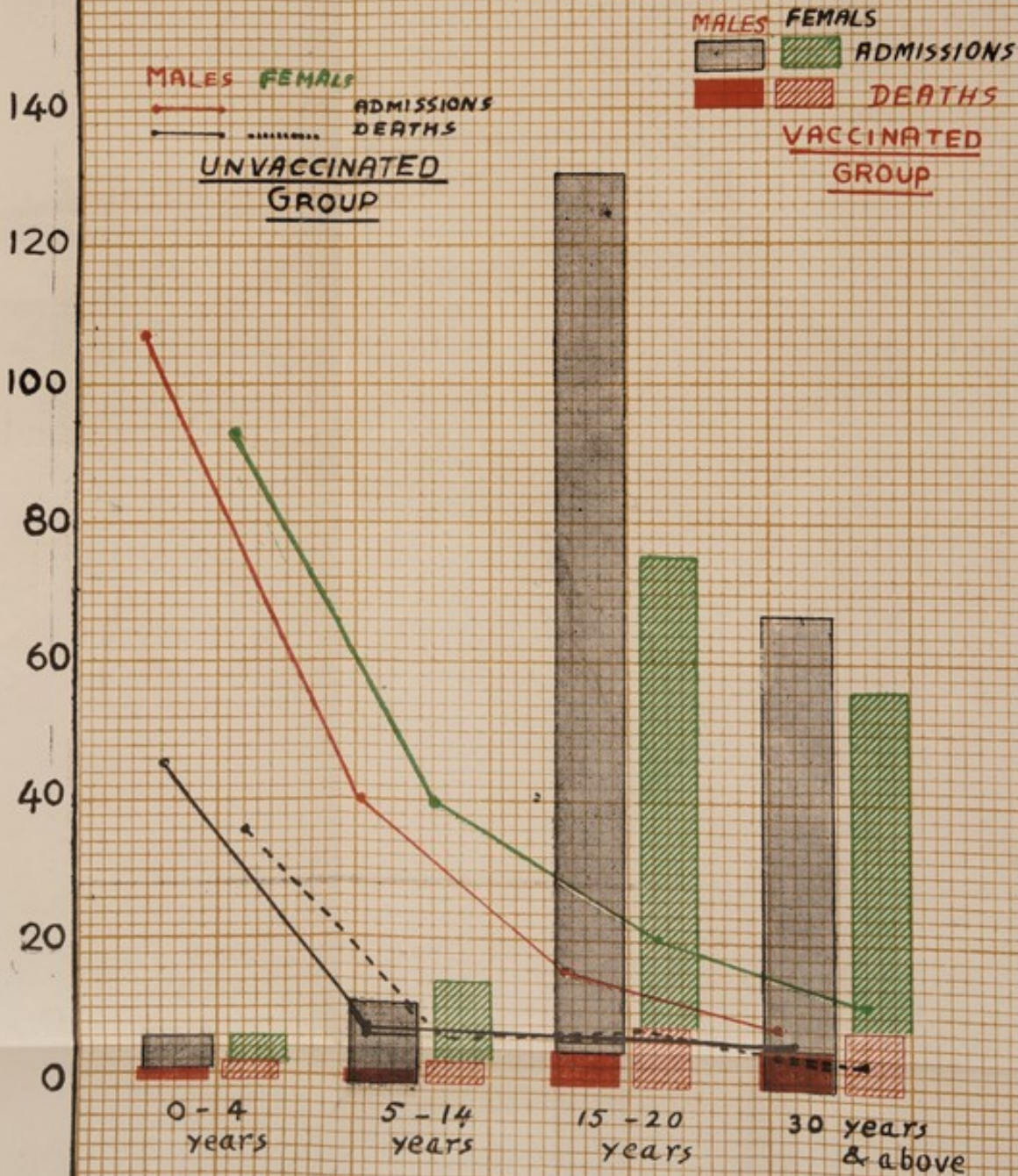
1962  
 AND SEX DISTRIBUTION WITH  
 REFERENCE TO VACCINATION STATUS  
 Small-pox  
 Cases & Deaths of  
 London Hospital

FEMALS  
 ADMISSIONS  
 DEATHS  
 VACCINATED  
 GROUP

ADMISSIONS  
 DEATHS  
 VACCINATED  
 UP




**INFECTIOUS DISEASES HOSPITAL**      **TONDIARPET**  
**1965**      **MADRAS-21**  
**ADMISSIONS & DEATHS OF CASES OF**  
**SMALL-POX**  
**AGE AND SEX DISTRIBUTION WITH**  
**REFERENCE TO VACCINIAL STATUS**

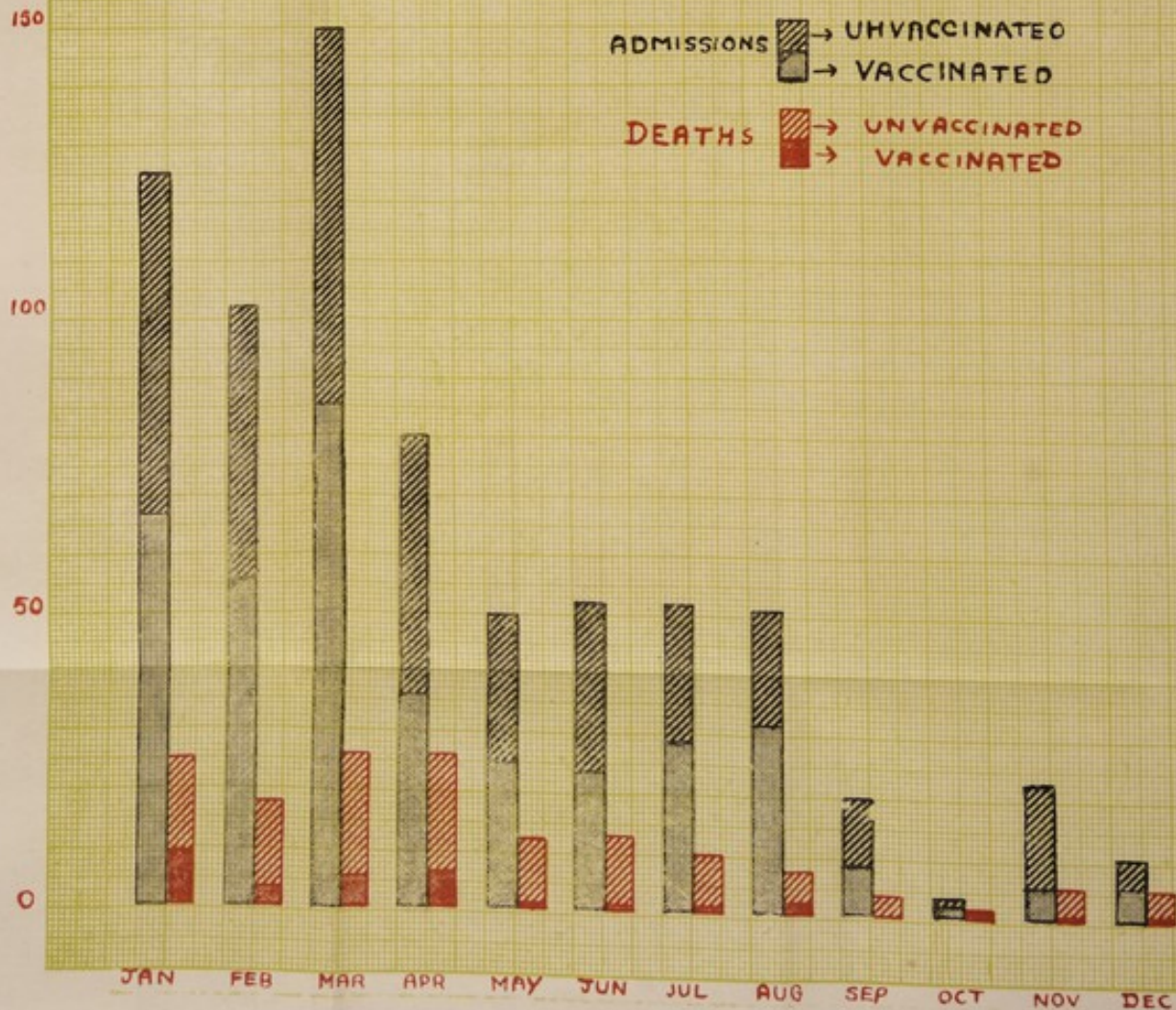


INFECTIONS - Diseases Hospital  
TONGAREVA  
ADMISSIONS & DEATHS  
OF CASES OF SMALL POX MONTHLY  
WITH REFERENCE TO VACCINATION STATUS  
IN THE YEAR  
1965

ADMISSIONS → UNVACCINATED  
→ VACCINATED  
DEATHS → UNVACCINATED  
→ VACCINATED



INFECTIOUS - DISEASES HOSPITAL  
 ADMISSIONS & DEATHS' TONDIARPET  
 MADRAS - 21  
 OF CASES OF SMALL POX MONTH-WISE  
 WITH REFERENCE TO VACCINIAL STATUS  
 IN THE YEAR  
 1965



Admissions and Deaths Due to Small-Pox Amongst the Vaccinated and Unvaccinated Males and Females for the Year 1965

| MONTH     | 0 to 4 years |     |        |     | 5 to 14 years |     |        |     | 15 to 29 years |     |        |     | 30 and above |     |        |     | Total |        |     |     |     |     |     |     |     |     |     |     |     |     |     |     |     |     |     |     |     |     |     |   |
|-----------|--------------|-----|--------|-----|---------------|-----|--------|-----|----------------|-----|--------|-----|--------------|-----|--------|-----|-------|--------|-----|-----|-----|-----|-----|-----|-----|-----|-----|-----|-----|-----|-----|-----|-----|-----|-----|-----|-----|-----|-----|---|
|           | Male         |     | Female |     | Male          |     | Female |     | Male           |     | Female |     | Male         |     | Female |     | Male  | Female |     |     |     |     |     |     |     |     |     |     |     |     |     |     |     |     |     |     |     |     |     |   |
|           | V            | UV  | V      | UV  | V             | UV  | V      | UV  | V              | UV  | V      | UV  | V            | UV  | V      | UV  | V     | UV     |     |     |     |     |     |     |     |     |     |     |     |     |     |     |     |     |     |     |     |     |     |   |
|           | A            | D   | A      | D   | A             | D   | A      | D   | A              | D   | A      | D   | A            | D   | A      | D   | A     | D      | A   |     |     |     |     |     |     |     |     |     |     |     |     |     |     |     |     |     |     |     |     |   |
| January   | 2            | ... | 23     | 6   | ...           | 18  | 3      | 1   | 6              | 2   | 4      | 1   | 9            | 2   | 20     | 1   | 4     | 2      | 18  | 2   | 3   | 3   | 11  | 1   | ... | 10  | 4   | ... | 34  | 2   | 33  | 10  | 32  | 7   | 30  | 8   |     |     |     |   |
| February  | ...          | ... | 16     | 5   | 1             | ... | 12     | 6   | ...            | 6   | 1      | 1   | ...          | 9   | 1      | 20  | ...   | ...    | 10  | 1   | 3   | 1   | 11  | ... | ... | 12  | 2   | ... | 31  | ... | 22  | 6   | 24  | 3   | 24  | 8   |     |     |     |   |
| March     | ...          | ... | 18     | 8   | 1             | ... | 21     | 7   | 4              | 1   | 6      | ... | 5            | 1   | 6      | 1   | 34    | 2      | 5   | 2   | 13  | ... | 3   | ... | 16  | 1   | 3   | 1   | 11  | ... | 3   | 1   | 54  | 4   | 32  | 11  | 30  | 1   | 33  | 9 |
| April     | ...          | ... | 15     | 9   | ...           | 110 | 7      | 1   | ...            | 6   | ...    | 1   | ...          | 4   | ...    | 16  | 1     | 2      | 1   | 6   | 1   | 3   | ... | 6   | 2   | 1   | 5   | 1   | 3   | 1   | 23  | 3   | 24  | 11  | 12  | 3   | 20  | 8   |     |   |
| May       | 1            | ... | 7      | 4   | 3             | 1   | 8      | 5   | 2              | ... | 4      | ... | ...          | 1   | ...    | 7   | ...   | 3      | ... | 4   | ... | 1   | ... | 3   | ... | 1   | 1   | 4   | ... | ... | 13  | ... | 15  | 5   | 11  | 1   | 10  | 5   |     |   |
| June      | ...          | ... | 10     | 5   | ...           | 10  | 4      | ... | 1              | 1   | 3      | ... | 4            | 1   | 4      | ... | 2     | ...    | 7   | 1   | 1   | ... | 6   | ... | ... | 3   | ... | ... | 10  | ... | 13  | 6   | 13  | 1   | 15  | 5   |     |     |     |   |
| July      | ...          | ... | 5      | 2   | 1             | ... | 6      | 2   | 1              | ... | 5      | 2   | ...          | 2   | ...    | 14  | ...   | 2      | ... | 5   | 1   | 1   | 2   | 4   | ... | 3   | ... | 2   | ... | 19  | ... | 12  | 4   | 9   | 1   | 11  | 4   |     |     |   |
| August    | 3            | 1   | 6      | 2   | ...           | 5   | 2      | ... | 2              | ... | ...    | 3   | ...          | 3   | ...    | 11  | ...   | ...    | 8   | 1   | 1   | ... | 3   | ... | 1   | 1   | 6   | ... | 1   | ... | 17  | 1   | 9   | 3   | 14  | 1   | 10  | 2   |     |   |
| September | ...          | ... | 4      | 2   | ...           | 1   | 1      | ... | 1              | ... | ...    | ... | 2            | ... | 4      | ... | 2     | ...    | 2   | ... | ... | 4   | ... | 1   | ... | ... | ... | 6   | ... | 10  | ... | 6   | ... | 10  | 2   | 2   | ... | 1   | 1   |   |
| October   | ...          | ... | ...    | ... | ...           | ... | ...    | ... | ...            | ... | ...    | ... | ...          | ... | ...    | ... | ...   | ...    | 1   | ... | 1   | ... | 1   | ... | 1   | ... | 1   | ... | ... | 1   | ... | ... | 1   | ... | 2   | ... | 1   | ... |     |   |
| November  | ...          | ... | 3      | 2   | ...           | 1   | ...    | ... | 3              | ... | ...    | 1   | ...          | 2   | ...    | 2   | ...   | ...    | 1   | 1   | 3   | ... | 2   | ... | 2   | ... | 2   | 1   | ... | 3   | ... | 4   | ... | 8   | 4   | 2   | 1   | 8   | ... |   |
| December  | ...          | ... | 1      | ... | ...           | 1   | ...    | ... | 1              | ... | 1      | ... | 1            | ... | 1      | ... | 1     | ...    | 1   | 1   | 1   | ... | 1   | ... | 1   | 1   | 1   | ... | 1   | ... | 1   | 4   | ... | 1   | 2   | 2   | 1   | 3   | 2   |   |
| Total     | 6            | 1   | 108    | 45  | 6             | 2   | 933    | 37  | 11             | 1   | 40     | 7   | 14           | 2   | 40     | 5   | 131   | 4      | 22  | 575 | 8   | 21  | 7   | 67  | 5   | 9   | 758 | 8   | 12  | 3   | 215 | 11  | 179 | 64  | 153 | 20  | 166 | 52  |     |   |

V—Vaccinated

UV—Unvaccinated

A—Admissions

D—Deaths

It may be seen from the above statement that the number of Small-Pox cases amongst the vaccinated in the age groups under 14 years in considerably less than those amongst the unvaccinated in the same age groups showing thereby that PRIMARY VACCINATION plays an important role in the protection against Small-Pox in infants and children but at the same time adults are susceptible to Small-Pox in the absence of repeated revaccinations.

An important factor worth mentioning in this report basing upon the above statement is that the severity of the disease as well as the mortality are far less in the vaccinated when compared to the unvaccinated.

### CHOLERA

The epidemic of Cholera which broke out during the close of the year 1964 continued on to the first quarter of the year under report. Again in August the disease suddenly broke out in an epidemic form and continued to be so till the close of the year. There were, altogether 1825 cases of Cholera admitted from the City and 383 from mofussil areas as against 2213 from City and 363 from mofussil during the previous year. During the year 3848 cases of suspected Cholera were admitted of which 1825 were declared Bacteriologically positive for Cholera with positive case rate of 47.4. The mortality rate with reference to the total treated was 5.6 as against 5.1 in the previous year. One Ambulance was stationed at 9th Circle Office for immediate removal of cases of Cholera to the Kodambakkam Dispensary where Cholera treatment squad consisting of one Staff Nurse, one Male Ward Attendant and one Thozhili drafted from the I.D. Hospital was functioning. Cases from South Madras were given saline transfusion immediately by this squad and removed to I.D. Hospital for further treatment.

*The Statement* shows the attacks and deaths month-wise due to Cholera from City and Mofussil.

| Month     | City      |       | Mofussil  |       | Total     |       |
|-----------|-----------|-------|-----------|-------|-----------|-------|
|           | Admission | Death | Admission | Death | Admission | Death |
| January   | 116       | 8     | 67        | 6     | 183       | 14    |
| February  | 64        | 8     | 21        | 3     | 85        | 11    |
| March     | 41        | 6     | 6         | ...   | 47        | 6     |
| April     | 15        | 1     | 6         | 1     | 21        | 2     |
| May       | 6         | 2     | 3         | 1     | 9         | 3     |
| June      | 4         | ...   | ...       | ...   | 4         | ...   |
| July      | 35        | 4     | 5         | ...   | 40        | 4     |
| August    | 197       | 7     | 32        | 2     | 229       | 9     |
| September | 144       | 11    | 39        | ...   | 183       | 11    |
| October   | 270       | 9     | 47        | ...   | 317       | 9     |
| November  | 511       | 25    | 51        | 5     | 562       | 30    |
| December  | 422       | 22    | 106       | 3     | 428       | 25    |
| Total     | 1,825     | 103   | 383       | 21    | 2,208     | 124   |

I D Hospital  
1965

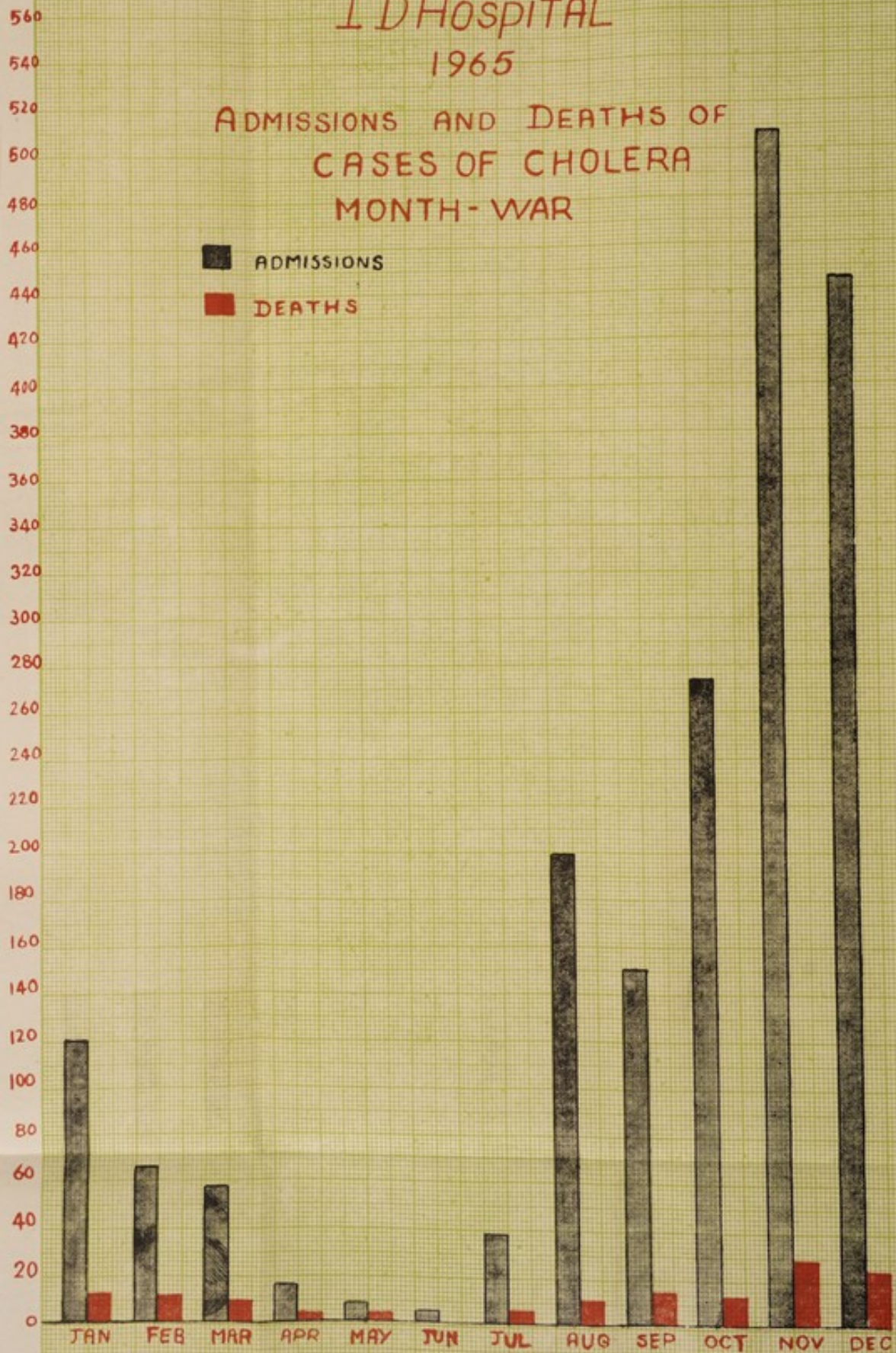
MISSIONS AND DEATHS OF  
CASES OF CHOLERA  
MONTH-WISE

MISSIONS  
DEATHS



# ID HOSPITAL 1965

## ADMISSIONS AND DEATHS OF CASES OF CHOLERA MONTH-WISE



# TD Hospital

TUNDRIDGE

MARCH 21

ADMISSIONS AND DEATHS OF

CHICKEN POX

1925


AGE AND SEX DISTRIBUTION

MALES - ADMISSIONS

FEMALES - ADMISSIONS

MALES - DEATHS

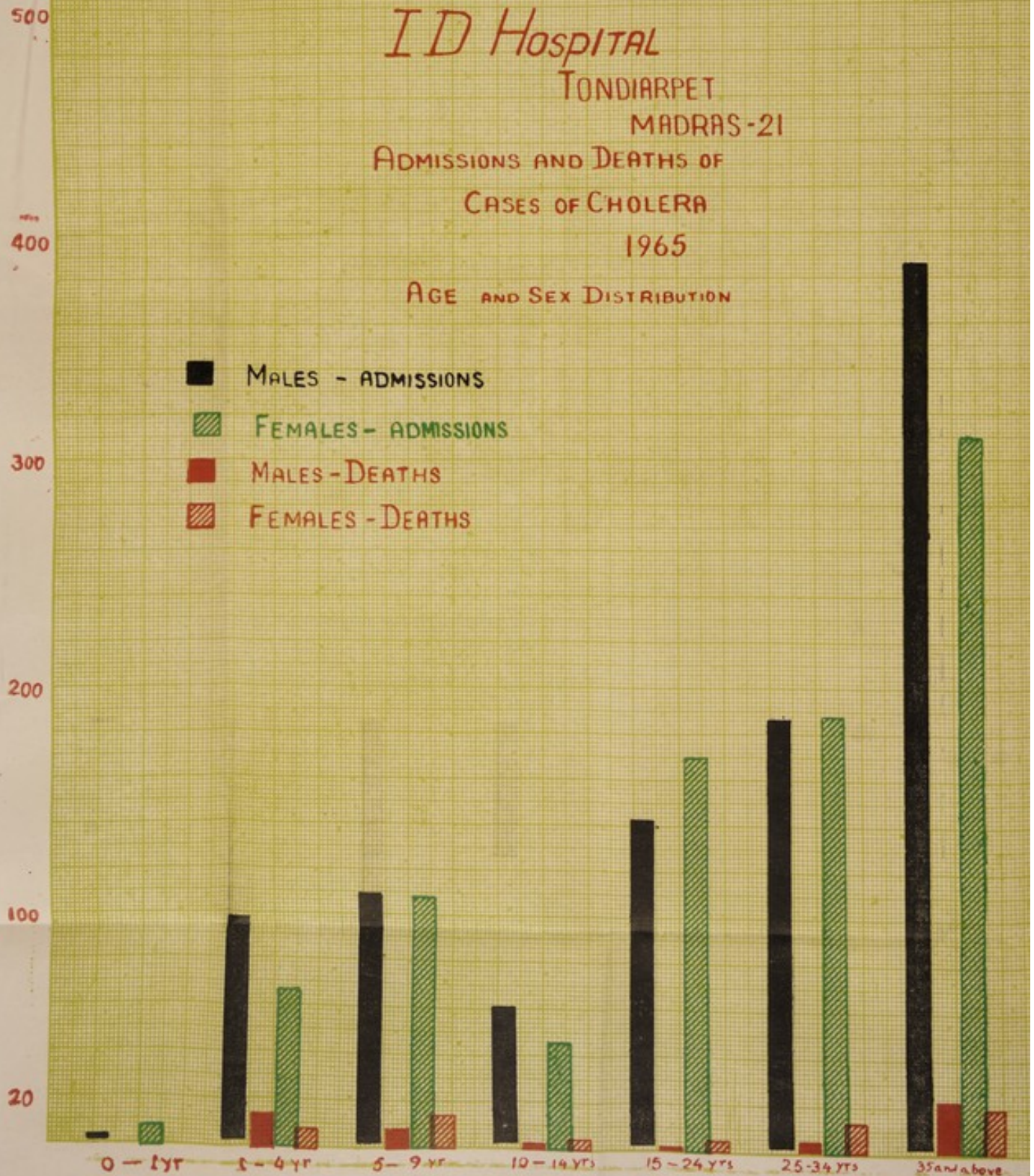
FEMALES - DEATHS



*ID Hospital*  
 TONDIARPET  
 MADRAS-21  
 ADMISSIONS AND DEATHS OF  
 CASES OF CHOLERA  
 1965

AGE AND SEX DISTRIBUTION

- MALES - ADMISSIONS
- ▨ FEMALES - ADMISSIONS
- MALES - DEATHS
- ▨ FEMALES - DEATHS



## GASTRO ENTERITIS

2,023 cases of Gastro Enteritis were treated during the year from the City. These cases were on admission taken as cases of suspected Cholera and were subsequently diagnosed as Gastro Enteritis by Bacteriological examinations and treated as such. The Mortality rate for Gastro Enteritis was 3.7.

## CHICKEN-POX

4,361 cases of Chicken-Pox were admitted and treated from City and 552 from mofussil during the year. There has been a slight increase in the number of admissions when compared with that for the previous year wherein 3,188 from City and 373 from mofussil were admitted. No case of Chicken-pox was fatal for the year. Chicken-Pox was more or less prevalent throughout the year.

## MEASLES

2,031 cases of Measles were admitted as against 861 in the previous year from the City, and 277 as against 51 in the previous year from mofussil areas. On the whole 60 cases of Measles with the secondary complications were fatal. The mortality rate being 02.70 as against 0.9 for the previous year. There was considerable increase in the number of Measles cases during the year when compared with the previous year.

## MUMPS

The number of Mumps cases admitted during the year was 153 from City and 6 from mofussil with no fatality as against 89 from City and 13 from mofussil during the previous year.

## OTHER DISEASES

702 cases of various miscellaneous diseases like Dermatitis, Allergic Rash, Herpes Zoster, Drug Rash, Scabies, Chronic Enteritis, etc., etc., were admitted from City and 118 from mofussil as against 615 from City and 106 from mofussil during the previous year. On the whole, 83 of these cases died the mortality rate being 9.3% as against 7.6% for the previous year.

## LABORATORY SERVICES

Bacteriology section of the Laboratory renewed culturing of the stools from suspected Cholera patients admitted into the Hospital from 22nd October 1965. The total number of motions cultured within the last quarter of the year 1965 in the I.D. Hospital Laboratory were 4,200 including fresh and convalescent motions but of which 1,566 motions were found to be positive for Cholera.

The positive strains isolated were subcultured on Agar slopes and 100 such tubes were sent to the Institute of Biochemistry and Experimental Medicine, Calcutta which is a W.H.O. reference Laboratory for phage typing and all were proved to be El-Tor Vibrio. The stools from 100 tetracycline treated group of Cholera cases were cultured at a regular interval of 24 hours for consecutive seven days from the time of admission and all those stools were proved negative, bacteriologically after the first 24 hours. Similarly the stools of the cases treated with combination of Anti-Biotics were cultured to observe the duration of the infectivity of the patient.

The quantity of Glucose Hyper Tonic Saline solution prepared in the year was about 1,200 liters. From the later half of October 1965, the Glucose Hyper Tonic Saline Solution administration to patients was completely replaced

by isotonic saline solution. The quantity of normal saline solution prepared in the last quarter of the year was about 3,300 litres. The amount of 5% Glucose and 6.2% Sodium Sulphate solution prepared in the year was 30 and 20 litres respectively. Other routine examinations of motion, urine and haematological investigations were carried out as and when necessary for the patients.

#### RESEARCH

The Virus section of the Laboratory which is functioning under the joint auspices of the Corporation of Madras, University of Liverpool and the University of Colorado Denver, has been continuing its research on virological and haematological aspects of the various varieties of Small-pox especially of the invariably fatal variety "THE HAEMORRHAGIC."

Work on chemotherapeutic and chemoprophylactic trials on cases of Small-pox with the newly discovered drugs continued in this year under review under the aegis of I.C.M.R. the results of which have not been finalised. Dr. A. Ramachandra Rao, Health Officer, Corporation of Madras continues to be the Officer in charge of the I.C.M.R. projects which include:—

Trials with M. & B. 7714—The result of the trials has been finalised. A preliminary report on this was read before the New York Academy of Sciences and was published in the Annals of New York Academy of Medical Science. Full paper is under publication in the Lancet.

Trials with Marboran—Still under study—Results not finalised.

Trials with CG 662—Still under study—Results not finalised.

Epidemiological study on Small-pox continuing.

#### AMBULANCE SERVICE

Of the 6 Ambulances belonging to the Hospital one was condemned as unserviceable and auctioned during the year. In addition to the remaining 5 Ambulances, the service of the C.W.S. Ambulances were requisitioned and utilised for the removal of cases during Epidemics and also during emergencies when the Hospital Ambulances broke down. Since all these vehicles have worked continuously for several years action is being taken to replace at least 2 ambulances each year by new ones.

#### MEDICAL RELIEF

As usual the under graduate students from Madras, Stanley and Kilpauk, Medical Colleges of Madras and Mission Medical College, Vellore, attended the Lecture on Infectious Diseases at the Hospital besides Public Health students from the Medical Colleges.

Names of Foreign Visitors on study visit to the Hospital.

Dr. G. A. R. Pereira, M.B.B.S., (Cylon) D.P.H. (Lond.)

Dr. Richter

Dr. Herilion, German

Prof. Boe, Norway

Dr. Ehreugut, German

Dr. L. Stickle, German

Dr. Lambunt, London

Dr. Mobust, Bonn

Dr. Grishin, W.H.O.


Dr. Cham Debyasudan, Bangkok, Thailand

Dr. I. D. Ladnyi

ADMISSIONS  
DEATHS



WALTERS HOSPITAL  
TOWNSHIRE  
MADRAS-21  
AND DEPT. OF  
HEALTH  
DURING 1914-15



INFECTIOUS DISEASES HOSPITAL  
TONDIARPET  
MADRAS-21  
ADMISSIONS AND DEATHS OF  
ALL DISEASES  
DURING 1956-1965

ADMISSIONS  
DEATHS




# D Hospital

Tondiarpet  
MDRDS-21

1962

And Deaths of Cases of  
Cholera showing the Relative  
Incidence of Cholera and  
Choleraic Diarrhoeas  
Month-Wise



# I D Hospital

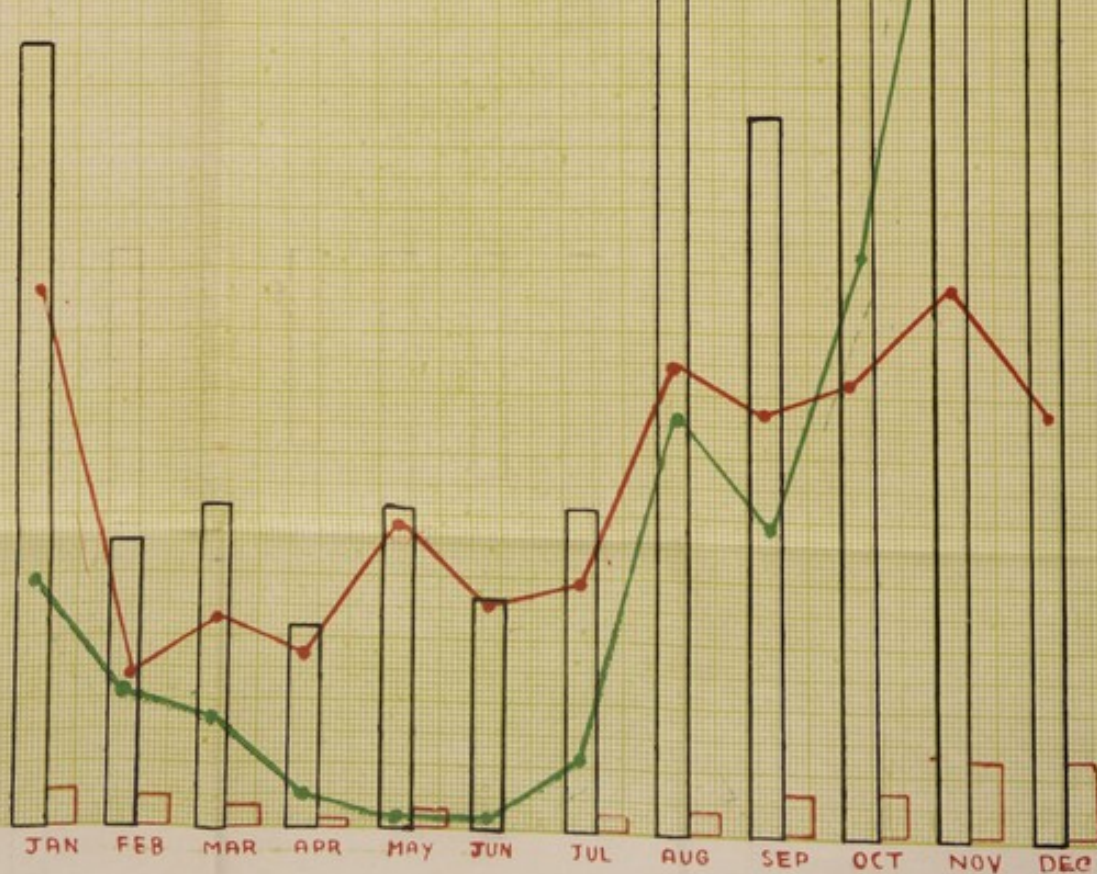
TONDARPET  
MADRAS-21

1965

ADMISSIONS AND DEATHS OF CASES OF  
GASTRO-ENTERITIS, SHOWING THE RELATIVE  
INCIDENCE OF CHOLERA AND  
NON-CHOLERIC DIARRHOEAS  
MONTH-WISE

840  
720  
600  
480  
390  
300  
210  
120  
30  
0


ADMISSIONS  
DEATHS  
CHOLERA  
ADMISSIONS  
ADMISSIONS  
NON-CHOLERIC  
DIARRHOEAS



United States Department of Health  
Public Health Service

ADMISSIONS AND DEATHS OF  
DISEASES  
MONTH - YEAR - 1953

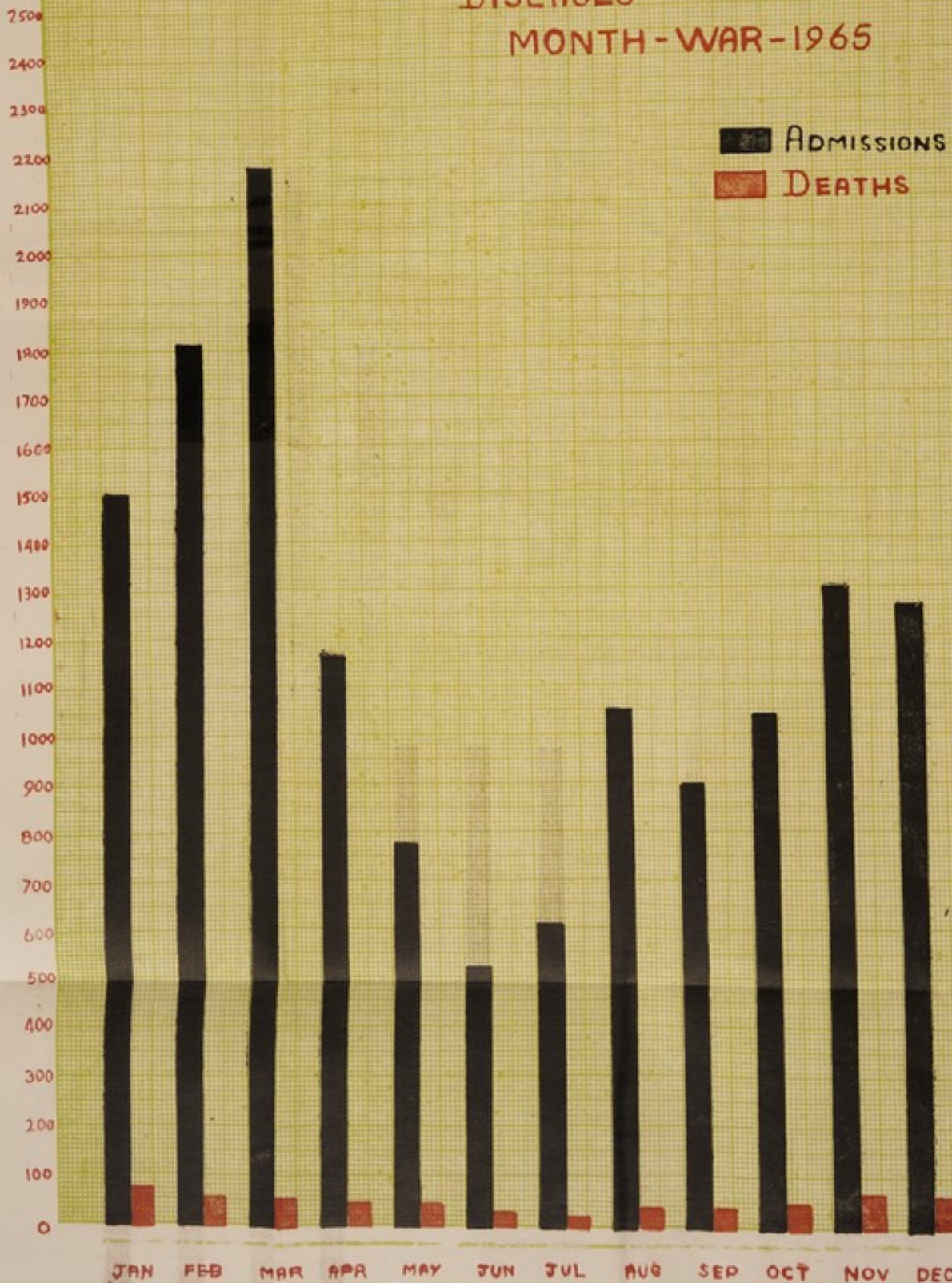
Admissions  
Deaths



INFECTIOUS - DISEASES HOSPITAL  
TONDIARPET MADRAS - 21

ADMISSIONS AND DEATHS OF ALL  
DISEASES

MONTH - WISE - 1965



## 2. DISPENSARIES

One of the essential duties of Health Authorities is providing of Free Medical Aid to the Citizens, to keep them always free from diseases. Year after year the Corporation is increasing the Medical Aid by opening new dispensaries wherever they are essential and possible. During the year 1965 one new dispensary was opened in the north, i.e., 5th Division, Mottai Garden. All the above dispensaries were equipped with latest equipment, drugs and medicines, to facilitate quick and successful treatment. Besides the 55 General Dispensaries, Seven clinics to render specialized treatment in Leprosy and T. B. Disease, 47 Child Welfare Centres with 26 of them with Maternity wards and one Hospital for infectious diseases were also maintained in the City. These medical institutions were regularly supplied with drugs and medicines through the Central Medical Stores maintained at Chintadripet. The specimens of blood smears, urine, etc., of patients attending the dispensaries were analysed at the Public Health Laboratory and advised for correct diagnosis and treatment.

Out of seven special clinics, two of them are specialized for leprosy and remaining five for T.B. Clinics. Four T.B. Clinics were attached to the State Hospitals and were placed under the supervision of the Director, Madras T.B. Institute and Clinics. As usual, drugs, medicines, equipment and accommodation for the clinics were provided by the State whereas the establishment charges were met from the Corporation funds. The Venereal Clinic at 82/83, Strahans Road, Perambur was converted into Allopathic Dispensary.

The location of the Special Clinics in the City is furnished below:—

|    |                         |     |  |
|----|-------------------------|-----|--|
| 1. | Leprosy and Skin Clinic | ... | Ice House Road.  |
| 2. | Do                      | ... | Vyasarpadi.  |
| 3. | Tuberculosis Clinic     | ... | Pulianthope High Road.   |
| 4. | Do                      | ... | Govt. General Hospital.  |
| 5. | Do                      | ... | Govt. Stanley Hospital.  |
| 6. | Do                      | ... | Govt. Royapettah Hospital.   |
| 7. | Do                      | ... | Govt. Kasturba Gandhi Hospital for Women and Children, Triplicane. |

### SPECIAL CLINICS

#### Skin and Leprosy Clinic Ice House Road, Triplicane.

Leprosy Clinic at Dr. Besant Road, Madras-5, functioned daily between 7-30 A.M. and 1-00 P.M. except on Mondays as an out-patient Department.

There was no change in the staff of the clinic which consisted of a Medical Officer, Dr. K. Venkataramana Rao, Health Visitor, Pharmacist, a male and a female dressing orderly.

The Clinic was popular with the public as in the previous years. A large number of suspicious cases attended by the clinic for the purpose of diagnosis. Patients not only from the different parts of the City but also from the suburbs and districts attended the clinic for advice and treatment.

Apart from treating the general public the notable feature of this clinic was the treatment of Corporation School children suffering from Hansens. These children were brought to the clinic in our own school Medical Service Van, and after treatment were dropped back in their respective schools. But

we regret to state that during the year under report, due to various factors beyond our control, this aspect of leprosy work could not satisfactorily be carried out as in the previous years.

During the year 1965 the clinic recorded a total attendance of 32,332. The total new cases registered during the year was 4,128, including 354 new cases of Hansen, the rest being patients suffering from various skin diseases. In addition to these new Hansen cases many patients registered in the previous years also attended the clinic for treatment. The daily average attendance was 103.

Sulphonates orally continued to be the main line of treatment substituted by haematinics in deserving cases. The response to treatment was satisfactory and in many cases the disease was arrested.

By regular campaign work and examination of contacts in few selected cases were given main attention during the year. The results are encouraging as many whom we visited were fairly regular in attending the clinic for treatment.

During the year 72 inmates of the Corporation Special Home were referred to the clinic for advice and skin smears examination. Apart from the skin smears examinations for the inmates and the patients attending this clinic, 92 other pathological examinations were carried out with the help of the pathologist, for diagnostic purposes.

Total No. of patients who attended the clinic including old cases during 1965.

| Month     | No. of New cases treated |       | No. of old cases treated |        | Total No. of cases treated |        | Grand Total of men and women |
|-----------|--------------------------|-------|--------------------------|--------|----------------------------|--------|------------------------------|
|           | Men                      | Women | Men                      | Women  | Men                        | Women  |                              |
| January   | 280                      | 221   | 1,605                    | 820    | 1,885                      | 1,041  | 2,926                        |
| February  | 202                      | 174   | 1,437                    | 836    | 1,639                      | 1,010  | 2,649                        |
| March     | 216                      | 145   | 1,583                    | 910    | 1,799                      | 1,055  | 2,854                        |
| April     | 179                      | 161   | 1,684                    | 1,049  | 1,863                      | 1,210  | 3,073                        |
| May       | 184                      | 136   | 1,373                    | 746    | 1,557                      | 882    | 2,439                        |
| June      | 165                      | 130   | 1,359                    | 738    | 1,523                      | 868    | 2,391                        |
| July      | 213                      | 151   | 1,542                    | 973    | 1,755                      | 1,124  | 2,879                        |
| August    | 170                      | 129   | 1,634                    | 872    | 1,804                      | 1,001  | 2,805                        |
| September | 156                      | 153   | 1,462                    | 827    | 1,618                      | 980    | 2,598                        |
| October   | 169                      | 130   | 1,357                    | 748    | 1,526                      | 878    | 2,404                        |
| November  | 151                      | 139   | 1,470                    | 977    | 1,622                      | 1,116  | 2,738                        |
| December  | 232                      | 142   | 1,427                    | 775    | 1,659                      | 917    | 2,576                        |
| Total     | 2,317                    | 1,811 | 17,933                   | 10,271 | 20,250                     | 12,082 | 32,332                       |

Statement showing the classification of new Hansen cases registered during the year 1965.

| Lepromatous Leprosy | Neural Leprosy | Intermediate type of leprosy | Total |
|---------------------|----------------|------------------------------|-------|
| 82                  | 262            | 10                           | 354   |

Statement showing Hansen cases with complications.

| Deformities of hands and feet | Tropic Ulcers | Eye Complications | Total |
|-------------------------------|---------------|-------------------|-------|
| 10                            | 42            | ...               | 52    |

Statement showing New Hansen cases sex-wise

|              | Male | Female | Male Children | Female Children | Total |
|--------------|------|--------|---------------|-----------------|-------|
| Infective    | 65   | 14     | 1             | 2               | 82    |
| Neural       | 105  | 60     | 46            | 51              | 262   |
| Intermediate | 8    | ...    | 1             | 1               | 10    |
| Total ...    | 178  | 74     | 48            | 54              | 354   |

### LEPROSY CLINIC, VYASARPADI

The Vyasarpadi Leprosy Clinic has been located in the same premises as during previous years namely No. 22, Gantz Road, Vysarpadi, Madras-12 in municipal division No. 32.

The Clinic worked between 7-30 A.M. to 1 P.M. on all week days except holidays.

The staff has been one Medical Officer, one Lady visitor, one Pharmacist against 2 on the establishment, one male ward attender one female ward attender, one peon and a watchman unlike the previous year.

The Clinic was as in previous years giving out-patient treatment to leprosy cases particularly and also cases with skin infectious and infectious from the divisions in the northern parts of the City.

#### Treatment:

Leprosy cases were given out-door treatment with D.D.S tablets on a dosage schedule of 100 Mgs. per day per 62 Mgs. in the week. The tablets were supplied once a week when the injection of Hydnocarpus oil with 1% D.D. comsote was also given. Cases requiring temporary herpilate action were referred to Government Stanley Hospital or Government General Hospital. Early infectious cases of leprosy liked to improve so as to be earned within few years by infensive and regular treatment were referred for admission into the Chingleput Sanatorium where the Corporation is maintaining a ward for this purpose. The candidates seeking admission for this accommodation have mostly been advanced cases taking shelter from social and economic distress and not early years likely to secure a cure from infective hospital treatment. For Statistical information see annexure.

New infective cases were explained the nature of their illness and its mode of spread to a 2nd generation and advised to observe practice mitigating and preventure measures like taking regular treatment an accessible clinic and avoiding sleeping at nights along with the young children in the same bed. The importance of being careful against sustaining injuries in the routine duties and life and not neglecting the same was impressed upon them as a preventive measure and minimising deformity and disability which are the sequel of careless life by the patients.

The Health Visitor of the clinic carried out survey to detect cases in the unde mentioned location near the clinic during this period with results shown in the statistical proforma.

The building, housing the clinic was repaired extensively during this period being in disrepair for a pretty long time.

The supply of medicines and occasions like dressing were found to be inadequate particularly as regard the D.D.S. tablets used for specific treatment of leprosy cases and bandage cloth for dressing taken of leprosy cases. Some important drugs useful for treatment of skin cases particularly and in control of itching were in short supply for the need thereof.

## STATISTICAL—REPORT

## I. Particulars of new cases treated during the year:

|  |     |        |
|--|-----|--------|
| 1. Total No. of new cases treated                                    | ... | 4,877  |
| 2. Total No. of Hansen or Leprosy cases amongst new cases registered | ... | 357    |
| 3. Total No. of Skin Disease cases                                   | ... | 4,036  |
| 4. Total No. of scabies cases  | ... | 434    |
| 5. Total No. of old Hansen cases                                     | ... | 11,827 |
| 6. Total No. of old skin cases                                       | ... | 5,022  |
| 7. Total No. of old and new cases treated during the year            | ... | 21,726 |
| 8. Daily average attendance at the clinic during the year            | ... | 70     |

## II. New and old cases according to age and sex:

|       | Men   | Women | Child | Total  |
|-------|-------|-------|-------|--------|
| New   | 869   | 799   | 3,209 | 4,877  |
| Old   | 8,271 | 4,061 | 4,517 | 16,849 |
| Total | 9,140 | 4,860 | 7,726 | 21,726 |

## III. Particulars of new skin cases treated during the year:

|                               |     |       |
|-------------------------------|-----|-------|
| 1. Vitamin deficiency cases   | ... | 548   |
| 2. Allergic disorders         | ... | 802   |
| 3. Scabies                    | ... | 484   |
| 4. Infectious and Infestation | ... | 2,650 |
| 5. Others                     | ... | 36    |
| Total                         | ... | 4,520 |

## IV. Particulars of new leprosy cases treated:

|                          |                            |       |     |
|--------------------------|----------------------------|-------|-----|
| A. Infective Leprosy     | A. Maculer                 | ...   | 32  |
|                          | B. Infiltrative            | ...   | 12  |
|                          | C. Nodular                 | ...   | 8   |
|                          |                            | Total | 52  |
| B. Non-infective Leprosy | A. Maculo Anesthetic cases | ...   | 104 |
|                          | B. Tuberculoid cases       | ...   | 100 |
|                          | C. Anaesthetic cases       | ...   | 28  |
|                          | D. Muscular Paralysis      | ...   | 30  |
|                          | E. Trophic ulcer cases     | ...   | 38  |
|                          | F. Necrosis of bone cases  | ...   | 5   |
|                          |                            | Total | 232 |

Grand total — 357.

SURVEY WORK DONE IN PULIANTHOPE AREA DURING 1965

| Locality                 | Total population enumerated |     |       | Total population Examined |       |       | Leprosy cases Detected |     |       | Infected | Non-Infected |     |     |     |   |    |     |
|--------------------------|-----------------------------|-----|-------|---------------------------|-------|-------|------------------------|-----|-------|----------|--------------|-----|-----|-----|---|----|-----|
|                          | M                           | F   | Total | M                         | F     | Total | M                      | F   | Total |          |              |     |     |     |   |    |     |
| Gray Nagar Pallam        | 369                         | 358 | 299   | 249                       | 1,275 | 280   | 323                    | 250 | 211   | 1,064    | 2            | 2   | 3   | 2   | 2 | 9  | ... |
| Pulianthope I & II Lanes | 172                         | 192 | 100   | 126                       | 590   | 130   | 142                    | 80  | 110   | 462      | ...          | 1   | ... | ... | 1 | 1  | ... |
| Pulianthope III Lane     | 108                         | 120 | 76    | 66                        | 370   | 85    | 114                    | 58  | 48    | 305      | 1            | 2   | 1   | 1   | 1 | 5  | ... |
| Pulianthope IV Lane      | 123                         | 136 | 74    | 49                        | 382   | 94    | 110                    | 70  | 60    | 334      | 1            | ... | ... | ... | 1 | 1  | ... |
| Pulianthope V Lane       | 170                         | 150 | 87    | 98                        | 505   | 150   | 114                    | 58  | 48    | 370      | ...          | ... | 1   | 1   | 2 | 2  | ... |
| Total                    | 942                         | 956 | 636   | 588                       | 3,122 | 739   | 803                    | 516 | 477   | 2,535    | 4            | 5   | 5   | 4   | 4 | 18 | ... |

### TUBERCULOSIS CLINIC, PULIANTHOPE

Tuberculosis Clinic, Pulianthope situated at No. 13, Pulianthope High Road, Madras-12, completes its 21st year of service by November 1965. Dr. Selvapathi continued to be the Medical Officer incharge of the Clinic.

This Institution run by the Corporation of Madras serves the need of the people from the following areas (a) Sembium (b) Perambur (c) Vyasarpady (d) Pulianthope (e) Choolai (f) Kosapet (g) Ottery (h) Ayanavaram.

The Clinic is fully equipped both for the diagnosis and treatment of Tuberculosis Patients.

Patients under the clinic's preventive control area are treated as out patients till the time they get admission to Government T.T.B. Hospital, Otteri, and their treatment and follow up are continued after discharge from the Hospital.

The clinic work with close co-operation of the Tuberculosis chemotherapy Centre. Fresh cases are referred to this centre for research work and domicilliary treatment.

The additional expansion to the present T.B. Clinic on the eastern side with one O.P. counter, one waiting hall, and injection room and a room for A.M.O. and a Laboratory room is under progress and is now in the finishing stage.

Dr. C.G. Das, M.B.B.S., DPH., Health Officer, Corporation of Calcutta visited this clinic on 4-7-1965.

*Table "A"*

Showing the number of cases examined and the non-P.T. cases among them during the year 1965.

|  |     |            |
|--|-----|------------|
| 1. Number of new cases examined                      | ... | 8,329      |
| 2. Number of cases diagnosed as P.T.                 | ... | 704        |
| 3. Number of cases diagnosed as T.B. of other organs | ... | 69         |
| Total diagnosed as Tuberculosis                      | ... | <u>773</u> |

*Table "B"*

Showing the daily average attendance during the year 1963 to 1965.

|      |     |     |
|------|-----|-----|
| 1963 | ... | 131 |
| 1964 | ... | 125 |
| 1965 | ... | 147 |

*Table "C"*

|                            |     |        |
|----------------------------|-----|--------|
| Number of Sputum examined  | ... | 8,173  |
| Number of Injections given | ... | 16,158 |
| Number of aspirations done | ... | 5      |

|                          |     |       |
|--------------------------|-----|-------|
| Contact examination done | ... | 1,504 |
| P.T. I                   | ... | 8     |
| P.T. II                  | ... | 2     |
| P.T. III                 | ... | 14    |
| Normal                   | ... | 1,480 |

Visits of Health Visitors

|                           |     |              |
|---------------------------|-----|--------------|
| New cases                 | ... | 830          |
| Old cases                 | ... | 2,672        |
| Hospital discharged cases | ... | 257          |
| <b>Total</b>              | ... | <b>3,759</b> |

Total number of Radiography done ... 2,672

Number of Patients who had Chemotherapy at Clinic:

| <i>Year</i> | <i>New cases</i> | <i>Old cases followed</i> |
|-------------|------------------|---------------------------|
| 1963        | 502              | 297                       |
| 1964        | 619              | 448                       |
| 1965        | 786              | 502                       |

Total number of patients who had Chemoprophylaxis for the year 1965. ... 284

Table "D"

Attendance at the clinic in the year 1965

|                     |                      |     |               |
|---------------------|----------------------|-----|---------------|
| <i>Male</i>         | New                  | ... | 3,586         |
|                     | Old                  | ... | 20,027        |
| <i>Female</i>       | New                  | ... | 2,719         |
|                     | Old                  | ... | 17,476        |
| <i>Child Male</i>   | New                  | ... | 1,162         |
|                     | Old                  | ... | 5,634         |
| <i>Child Female</i> | New                  | ... | 862           |
|                     | Old                  | ... | 2,261         |
|                     | <b>Total New</b>     | ... | <b>8,329</b>  |
|                     | <b>Total Old</b>     | ... | <b>45,398</b> |
|                     | <b>Grand Total</b>   | ... | <b>53,727</b> |
|                     | <b>Daily average</b> | ... | <b>147</b>    |

Table "E"

|                              |     |              |
|------------------------------|-----|--------------|
| P.T. I                       | ... | 2            |
| P.T. II                      | ... | 7            |
| P.T. III                     | ... | 695          |
| Total P.T.                   | ... | <u>704</u>   |
|                              |     |              |
| Tuberculosis of other organs | ... | 69           |
| Coryza                       | ... | ...          |
| Influenza                    | ... | ...          |
| Pneumonia                    | ... | 2            |
| Heart Disease                | ... | 15           |
| Bronchitis                   | ... | 5,007        |
| Br. Asthma                   | ... | 409          |
| Bronchiectasis               | ... | 22           |
| Eosonophil Lung              | ... | 10           |
| Tonsillitis                  | ... | ...          |
| Pleurisy                     | ... | 6            |
| Whooping Cough               | ... | 6            |
| Myalgia                      | ... | 593          |
| N.Y.D.                       | ... | 860          |
| N.A.D.                       | ... | 455          |
| Other diseases               | ... | 171          |
| Total                        | ... | <u>8,329</u> |

Table "F"

Positive cases according to places for the year 1965:

|   |     |            |
|---|-----|------------|
| Pulianthope                             | ... | 109        |
| Choolai                                 | ... | 79         |
| Kosapet                                 | ... | 78         |
| Perambur                                | ... | 96         |
| Vyasarpany                              | ... | 48         |
| Sembiam                                 | ... | 22         |
| Ayanavaram                              | ... | 41         |
| Total                                   | ... | <u>473</u> |
|   |     |            |
| Case referred to T.B. Institute, Egmore | ... | 152        |
| "  T.B.C. Govt. General Hospital...     | ... | 19         |
| "  T.B.C. Stanley Hospital              | ... | 53         |
| "  T.B.C. Royapettah Hospital           | ... | 5          |
| "  T.B.C. K.G. Hospital                 | ... | 2          |
| Total                                   | ... | <u>704</u> |

Number of cases referred to Chomotherapy Centre  
for the year 1965:

350

Table "G"

Positive Cases according to ages for 1965:

|              |     |            |
|--------------|-----|------------|
| 0 — 5        | ... | 2          |
| 6 — 15       | ... | 25         |
| 16 — 25      | ... | 205        |
| 26 — 35      | ... | 208        |
| 36 — 45      | ... | 140        |
| 46 — 55      | ... | 85         |
| 56 — 65      | ... | 34         |
| 66 and above | ... | 5          |
| Total        | ... | <u>704</u> |

Table "H"

Nationality and Sexes of the Positive cases for the year 1965:

|            |     |            |
|------------|-----|------------|
| Hindus     | ... | 614        |
| Muslims    | ... | 65         |
| Christians | ... | 25         |
| Total      | ... | <u>704</u> |
| Male       | ... | 482        |
| Female     | ... | 208        |
| Children   | ... | 14         |
| Total      | ... | <u>704</u> |

Table "I"

Returns and Statement for the year 1965:

|  |     |        |
|--|-----|--------|
| Number of new cases                                | ... | 8,329  |
| „ of open cases                                    | ... | 704    |
| „ of Tuberculosis of other organs                  | ... | 69     |
| „ of old cases                                     | ... | 45,398 |
| „ of aspitation                                    | ... | 5      |
| „ of injections given                              | ... | 16,158 |
| „ of cases visited in the homes by health visitors | ... | 3,759  |
| „ of contacts examined at the Clinic.              | ... | 1,504  |

Table "J"

Types of Tuberculosis Diseases treated for the year 1965:

|   |     |            |
|---|-----|------------|
| Pulmonary Tuberculosis                  | ... | 704        |
| Tuberculosis of Glands                  | ... | 69         |
| Tuberculosis of Bones and Joints, Spine | ... | 1          |
| Abdominal Tuberculosis                  | ... | 2          |
| Meningeal Tuberculosis                  | ... | ...        |
| Tuberculosis of Skin                    | ... | ...        |
| Pleurisy Dry                            | ... | 16         |
| Pleurisy with effusion                  | ... | 5          |
| Total                                   | ... | <u>797</u> |

Table "K"

Classification of Patients according to income for 1965:

| Rs.           |     |     |     |
|---------------|-----|-----|-----|
| 5-15          | ... | 60  |     |
| 16-25         | ... | 50  |     |
| 26-35         | ... | 150 |     |
| 36-45         | ... | 120 |     |
| 46-55         | ... | 70  |     |
| 56-65         | ... | 80  |     |
| 66-75         | ... | 60  |     |
| 76-85         | ... | 45  |     |
| 86-95         | ... | 33  |     |
| 96-100        | ... | 36  |     |
| 100 and above |     |     |     |
|               |     |     | 704 |

**Chest Clinic (Tuberculosis) Government  
General Hospital, Madras-3.**

Chest clinic (Tuberculosis) Government General Hospital, Madras functioned daily between 2 and 5 p.m. except Sundays at the out-patient department.

*Staff:*

Director of Tuberculosis Institute and Clinics, Chetput, Madras.  
One Medical Officer.  
One House Physicians (Change every month)  
Two Health Visitors.  
One Staff Nurse.  
One Clerk.

*Facilities available:*

Screening, X-ray, laboratories, etc. There is a ward of eighteen beds (12 for males and 6 for females) attached to the clinic. Emergency cases of pulmonary Tuberculosis like Haemoptysis, spontaneous pneumothorax, etc., were admitted to this ward.

*Hours of Work:*

Daily routines 8 to 11 a.m.

Health visiting by Medical Officer and Health visitors.

11 a.m. to 1 p.m. ward work by the Medical Officers and House physicians 2 to 5 p.m. out-patient work by Medical Officer and House Physicians. All the staff members attended regularly.

All cases coming to the out-patient department were registered, their address noted correctly and examined thoroughly, screened X-ray and laboratory investigations were done. Diagnosis of pulmonary Tuberculosis were made in the register maintained. Treatment was advised and started. All cases fit for sanatorium treatment were selected every week and shown to the Director on

Thursday and their names were put in the waiting list for admission in Government Tuberculosis Institute, Chetput. Intimations for admission were sent direct to the patient by the Superintendent, Government Tuberculosis Sanatorium, Tambaram as and when vacancies arise.

Some of the E.B.I. Patients were also directed here to get opinion and advise for treatment. They were periodically sent here for check up and advice.

**Total number of cases registered at the clinic.**

|          |     |              |
|----------|-----|--------------|
| Males    | ... | 1,811        |
| Females  | ... | 611          |
| Children | ... | 29           |
| Total    | ... | <u>2,451</u> |

Daily average attendance ... 7

**Number of Pulmonary Tuberculosis cases in the above:**

|           |          |     |             |
|-----------|----------|-----|-------------|
| P.T. III. | Males    | ... | 1,403       |
|           | Females  | ... | 518         |
|           | Children | ... | 3           |
|           | Total    | ... | <u>1924</u> |

**Number of open cases in the above—1924:**

**Number of non-pulmonary tuberculosis cases:**

|                       |     |     |
|-----------------------|-----|-----|
| Carvisal adenitis     | ... | ... |
| Tuberculosis hip      | ... | ... |
| Tuberculosis spine    | ... | ... |
| Tuberculosis knees    | ... | ... |
| Tuberculosis adenitis | ... | 8   |
| Lupus                 | ... | ... |

**Number of non-tuberculosis cases not yet diagnosed:**

|                        |     |     |
|------------------------|-----|-----|
| Flurceys with affusion | ... | 16  |
| Eosinophilis           | ... | ... |
| V.D.H.                 | ... | ... |
| Pneumonia              | ... | ... |
| Asthma                 | ... | ... |
| Lung Abscess           | ... | ... |
| Bronchietasis          | ... | ... |

**Total number of old cases attended as out-patients:**

|          |     |               |
|----------|-----|---------------|
| Males    | ... | 12,311        |
| Females  | ... | 6,521         |
| Children | ... | 117           |
| Total    | ... | <u>18,949</u> |

Daily average attendance ... 52

## Number of inpatients treated:

|         |     |       |
|---------|-----|-------|
| Males   | 486 | } 726 |
| Females | 240 |       |

*Treatment:*

All new cases were physically examined and screened in addition to sputum and blood examination. X-Ray chest was taken for diagnostic and treatment purpose. All acute cases get streptomycin 1 gm. I.K. daily with IGH 200 mgas. daily for a month and re-xrayed to assess improvement. Suitable cases were put on the waiting list for admission to Tambaram Sanatorium, Collapse therapy was almost abandoned and only suitable cases were sometimes tried for P.P. Some cases returned to the clinic for P.P. after discharge from sanatorium for continuance of F.P. Latest treatment of Special medicine S. M. bi-weekly with IGH. 650 hiqus have been tried from May 1963. Defulter controls are mostly checked and given treatment regularly with advice to attend regularly and treatment to be continued for one year without interuption. Contacts are examined and Tuberculosis tested and positive cases are inregrated and given treatment. Negative cases are advised to take B.C.G. for protection and cure.

Emergency admissions into the Tuberculosis ward were done by Casualty Medical Officer and also name cases were transferred from Medical units, if sputum is positive and their conditions did not permit for discharge to attend outpatient clinic. As soon as the emergencies were over they were advised to attend to their respective clinics where they were living.

All most all patients belonging to the areas of the clinic were given free antibiotics daily and many chronic patients get tables P.A.S., INH; isozone every week, for a minimum period of 6 months to one year.

*Check up for Inpatients:*

All patients discharged from Tuberculosis Sanatorium residing in the surrounding area reported to the clinic for periodical check up which consisted of sputum and blood examination, x-ray chest and physical examination etc. The period of check up varied from 3 to 6 months depending on individual cases. This had helped in early detection of relapses and immediate institution of treatment.

1. Streptemycin.
2. Para Amina salyaylic acid (P.A.S.)
3. Inoticetalnic hydroxide Tablets (I.N.N.)
4. Isosone tablets.

The drugs are widely used and were given free to poor patients as out-patients, who attending regularly and collect them.

*Collapse Therapy:*

|                              |         |
|------------------------------|---------|
| N.P. and P.P.                |         |
| A.P.                         | ... Nil |
| A.P. refile                  | ... Nil |
| No. of patients attended for |         |
| A.P. refills                 | ... Nil |

**Pneumoperitoneum:**

|                             |     |     |
|-----------------------------|-----|-----|
| Number of P.P. initial      | ... | Nil |
| Number of P.R. Refills      | ... | Nil |
| Number of patients attended | ... | Nil |
| P.P. Refills                | ... | Nil |

**Contact of Misation:**

Health visitors and Medical Officers visited the houses of patients in in the surrounding areas of the clinic noted.

1. Chintadripet.
2. Periamet.
3. Park Town.
4. Edapalayam
5. Traveyan Basin
6. Sewcarpet
7. Kothwalbazaar.
8. Kachaleeswara Agraharam
9. Napier Park.

Advices were given regarding isolation of patients and disposal of sputum in the houses. All contacts were examined screened and X-rayed if necessary. All the contacts below 15 were advised to have Montoux test for ruling out tuberculosis and those who are negative are advised to have B.C.G.

|   |     |     |
|---|-----|-----|
| Advice in Family Planning was also given          | ... |     |
| Total number of houses visited by Medical Officer |     | 450 |
| Total number of houses visited by Health visitor  | ... |     |
| Total House visit                                 |     | 850 |

**Number of Contacts examined in the Clinic:**

|          |     |     |
|----------|-----|-----|
| Males    | ... | 52  |
| Females  | ... | 48  |
| Children | ... | 30  |
| Total    | ... | 130 |

**Number of P.T. Cases found among contacts.**

|          | P.T. I | P.T. II | P.T. III | Total |
|----------|--------|---------|----------|-------|
| Males    | ...    | Nil     | 2        | 2     |
| Females  | ...    | Nil     | ...      | ...   |
| Children | ...    | Nil     | Nil      | ...   |
|          |        |         | 2        | 2     |

|   |                             |      |     |
|---|-----------------------------|------|-----|
| 1. Area Covered by 23,572 sq. miles       | Number of divisions catered | ...  | 9   |
| 2. Population catered to                  | 182,712                     | ...  | ... |
| 3. Number of pulmonary tuberculosis cases |                             |      |     |
|   | Positive                    | 1924 |     |
|   | Negative                    | ...  |     |
| 4. Number of non-pulmonary tuberculosis   | ...                         |      | 24  |
| 5. Number of non-tuberculosis cases       | ...                         |      | 503 |
| 6. Total daily average attendance         | ...                         |      | 59  |

#### **Tuberculosis Clinic, Government Stanley Hospital, Madras.**

The Stanley Chest (T.B.) Clinic functioned between 1-30 P.M. and P. M., on all days except Sundays.

The Staff consisted of one Medical Officer, Two Health Visitors, a Staff Nurse, a Female Nursing Orderly and a Male Nursing Orderly. The Director, Government Chest Institute, Chetput, Madras visited the Clinic every Monday to examine cases.

The Dean, Government Stanley Hospital had the administrative control over the Clinic.

All Pulmonary Tuberculosis Cases suitable for Sanatorium treatment were placed in the waiting list by the Director (Govt. Chest Institute) for admission into T.B. Sanatorium, Tambaram or Thiruvateeswarar Tuberculosis Hospital, Otteri, Madras.

N.G.O's and their dependants were placed in separate waiting list and were given priority for admission. A waiting list is maintained at the Centre i.e., at Government Chest Institute, Madras 31.

The Pregnant Women with Pulmonary Tuberculosis were given immediate admission into the Sanatorium through the Government Chest Institute, Madras-31. Cases suitable for surgery were admitted direct into the Sanatorium, Tambaram, through the Government Chest Institute, Madras-31.

On an average 25 new cases and 200 old cases attended the Clinic everyday.

All new cases were examined on the same day.

This included Fluoroscopy, (Screening) and laboratory investigation such as Sputum examination, blood examination etc., which were carried out either the same day or on the subsequent day according to circumstances.

All T.B. Cases were given Domiciliary treatment. This included patients placed in the waiting list till such time they get admission into one of the Sanatoria.

As far as possible they were isolated in their homes and they were suitably advised regarding isolation, disposal of sputum, general hygiene, etc. Medical Officer and Health Visitors visited their homes on every working day between 8 A.M. and 11 A.M. for advising the patients, which included defaulter-checking and examination of Contacts. The contacts of patients were brought to the Clinic for examination which included screening of Chest and Tuberculin (Mantoux) testing.

The contact cases which showed active lesion were also placed on the waiting list if suitable and treatment started in the Clinic as out-patient.

At the Clinic anti-tubercular drugs like streptomycin P.A.S., I.N.H., Tebafen, etc., were given to all poor patients; and the drug supply is through the Government Stanley Hospital medical Stores.

The patients discharged from the Sanatoria were also given treatment at the Clinic to ensure an uninterrupted treatment regimen.

The emergency cases of P.T. like Haemopatysis, Spantaneous Pneumothorax, etc., were admitted in the Emergency T.B. (Ward) attached to the Clinic where six beds were provided, three for males and three for females.

Financial help from funds like the Bhavanagar Kshayaroga Fund were given to poor patients with the approval of the Director of Government Chest Institute and Clinics.

Family planning advice was given to the patients and they were asked to attend the family planning Clinic.

The Annual Statistics of T.B. Clinic in detail is enclosed.

**Annual Statistics of Chest (T.B.) Clinic  
Govt. Stanley Hospital for the year 1965.**

|   | Curative Side                     |          |           |        |   |   |
|---|-----------------------------------|----------|-----------|--------|---|---|
|   | Male                              | Female   | Children  | Total  |   |   |
| 1. No. of New Cases (including Contacts) ...          | 1794                              | 1055     | 146       | 2995   |   |   |
| 2. No. of Pulmonary ...                               | P.T. I.                           | P.T. II. | P.T. III. | Total  |   |   |
|   | ...                               | ...      | 1645      | 1645   |   |   |
| 3. No. of open cases in the above.                    |                                   |          |           | 476    |   |   |
| 4. No. of Non-Pulmonary tuberculosis ...              | E.P. TBHA. PLEF. MEN. ORTHO. ABD. |          |           |        |   |   |
|   | 69                                | 49       | 18        | 1      | 3 | 3 |
|   | Total:                            |          |           | 143    |   |   |
| 5. No. of non-tubercular cases                        |                                   |          |           | 1,207  |   |   |
| 6. No. of Total cases attended the clinic during 1965 |                                   |          |           | 49,761 |   |   |
| 7. No. of A.P. initials                               |                                   |          |           | Nil    |   |   |
| 8. No. of A.P. Refills                                |                                   |          |           | Nil    |   |   |
| 9. No. of P.P. Initials                               |                                   |          |           | Nil    |   |   |
| 10. No. of Patient attending for A.P. Refills         |                                   |          |           | Nil    |   |   |
| 11. No. of P.P. Refills                               |                                   |          |           | Nil    |   |   |
| 12. No. of patients attending for P.P. Refills        |                                   |          |           | Nil    |   |   |

|   |        |
|---|--------|
| 13. No. of injections given (Streptomycin etc.) | 42,789 |
| 14. No. of screenings done.                     | 1,043  |
| 15. No. of aspirations done.                    | Nil    |
| 16. No. of cases referred from other clinic.    | 149    |

**Annual Statistics of Chest (T.B.) Clinic,  
Govt. Stanley Hospital for the year 1965 :**

Preventive side.

|  | Last.   | Visit.   | Revist.   | Total               |
|--|---------|----------|-----------|---------------------|
| 1. No. of Houses visited<br>By Health Visitor<br>and Medical Officer |         |          | 2,888     | 2,888               |
| 2. No. of contacts examined in<br>the clinic                         |         |          |           | 472                 |
| 3. No. of P.T. cases found<br>among the contacts                     | P.T. I. | P.T. II. | P.T. III. | Total.              |
|  | ...     | ...      | 36        | 36                  |
| 4. No. of cases tuberculin treated                                   |         |          |           | 58 only in<br>Decr. |
| Tuberculin positive  |         |          |           | 9                   |
| Tuberculin negative  |         |          |           | 49                  |
| B.C.G. given   |         |          |           | Nil                 |
| 5. Family Planning   |         |          |           | 192                 |

**Annual Statistics of Chest (T.B.) Clinic,  
Govt. Stanley Hospital for the year 1965 :**

Age and Sex Group

| Age          | P.T. I. |        | P.T. II. |        | P.T. III. |        | Total |
|--------------|---------|--------|----------|--------|-----------|--------|-------|
|              | Male    | Female | Male     | Female | Male      | Female |       |
| 1 to 6       |         |        |          |        | 11        | 4      |       |
| 7 to 10      |         |        |          |        | 13        | 9      |       |
| 11 to 15     |         |        |          |        | 57        | 44     |       |
| 16 to 25     |         |        |          |        | 267       | 191    |       |
| 26 to 35     |         |        |          |        | 250       | 143    |       |
| 36 to 45     |         |        |          |        | 263       | 62     |       |
| 45 and above |         |        |          |        | 256       | 75     |       |
| Total        |         |        | ...      |        | 1,117     | 528    | 1,645 |

| Rupees        | Income group | No. of cases |
|---------------|--------------|--------------|
| 10 to 20      |              | 95           |
| 21 to 40      |              | 739          |
| 41 to 75      |              | 500          |
| 76 to 100     |              | 143          |
| 100 and above |              | 73           |
| No income     |              | 95           |
| Total         | ...          | 1,645        |

| Occupation   | No. of cases |
|--------------|--------------|
| Cooly        | 855          |
| Ryot         | 118          |
| Beedy Roller | 124          |
| Clerical     | 81           |
| Mechanic     | 36           |
| Business     | 72           |
| Tailors      | 87           |
| Weaver, etc. | 78           |
| N.G.O.       | 92           |
| C.G.O.       | 2            |
| Dependant    | 100          |
| Total        | ... 1,645    |

#### Chest Clinic, Govt. Royapettah Hospital, Madras

The Clinic is housed in a spacious building and has its own screening plant. The X-rays are taken in the general-X-ray department attached to the Royapettah Hospital. The clinic works from 7-30 A.M. to 10-30 A.M. every day except on sundays. Domiciliary treatment is given to all the patients diagnosed as tuberculosis. The cases are reviewed by the Director of the Chest Institute.

There is a 18 bedded ward for the admission of emergency cases.

Manteaux testing is done in the clinic and direct B.C.G. vaccination is also given.

During the year 1270 cases were registered and of these 771 were cases of tuberculosis. There were 32 cases of non-pulmonary tuberculosis. The daily average attendance at the clinic is 85.

The age-war analysis of Tuberculosis cases is as under :

|              |     |     |
|--------------|-----|-----|
| 1 to 5       | ... | 18  |
| 6 to 10      | ... | 10  |
| 10 to 25     | ... | 155 |
| 26 to 35     | ... | 214 |
| 36 to 45     | ... | 159 |
| 46 and above | ... | 172 |

**Tuberculosis Clinic, Kasturba Gandhi Hospital for Women and Children,  
Triplicane, Madras.**

The T.B. Clinic attached to the above hospital functions on all day except Sunday from 2 p.m. to 5 p.m. Triplicane, Zambazaar, Pudupakkam, Thiruvateeswaranpet, Mount Road, Chepauk, Mirsahibpet and Krishnampet are under the jurisdiction of this clinic. Only women and children are treated and contact cases are examined.

The Director, Tuberculosis Institute supervises the clinic once a week and puts deserving patients suffering from Pulmonary Tuberculosis on waiting list for admission in the Government Tuberculosis Sanatorium, Tambaram.

Patients are given bi-weekly streptomycin and I.N.H. When they default, they are visited by the Doctor and Health Visitor and they are advised to take their treatment regularly. Patients from other areas other than the above cases are referred to the respective T.B. Clinics in their area. Contacts are examined and mantoux test is done for all contacts under the age of 14 years. Mantoux negative contacts are given B.C.G.

During the year 1965 new cases were examined in the clinic, out of which 307 were found suffering from Tuberculosis.

All clinical examinations are done in the clinic. Clinical laboratory, screening and X-ray apparatus is made use of.

The majority of the patients are housewives between the ages 16 to 25 years, their income being Rs. 40 to 75. Deserving patients are given a monthly remuneration of Rs. 10 from the Bhavanagar Fund for a period of six months.

**Annual Statistics of the T.B. Clinic, Kasturba Gandhi Hospital  
for Women and Children, Triplicane, Madras for the year 1965.**

*Curative:*

| 1. No. of new cases<br>(including contacts)       | Women  | Children | Total |
|---|--|----------|-------|
|   | 1346   | 559      | 1905  |
| 2. (i) No. of Pulmonary Tuberculosis cases—       |  |          |       |
|   | Women ...  | 257      |       |
|   | Children ...   | 50       |       |
|   |  | —        |       |
|   |  | 307      |       |
| (ii) Pleurisy                                     |  |          |       |
|   | Dry with effusion—23.                                    |          |       |
| (iii) Others— ...                                 |  |          |       |
| 3. No. of open cases in the above —               |  |          |       |
| 4. No. of Non-Pulmonary Tuberculosis cases — 209. |  |          |       |
|   | (i) Glands (lymphatic) ... 189                           |          |       |
|   | (ii) Osteoarticular (excluding late affection) ... 2     |          |       |
|   | (iii) Meningeal (including central nervous system) ... 4 |          |       |

|                               |     |     |
|-------------------------------|-----|-----|
| (iv) Abdominal                | ... | 9   |
| (v) Skin                      | ... | ... |
| (vi) Of genito urinary system | ... | ... |
| (vii) Others: Tub. Cervix     | ... | 4   |
| Tub. Laryngitis               | ... | 1   |
|                               |     | 209 |

## 5. No. of Non-Tuberculosis cases:

| <u>Respiratory System</u> |         | <u>Digestive System</u> |         |
|---------------------------|---------|-------------------------|---------|
| Upper Respiratory catarrh | ... 94  | Diarrhoea               | ... 3   |
| Tonsilitis                | ... 32  | Nut. oedene             | ... 3   |
| Bronchitis                | ... 246 | Dyspepsia               | ... 6   |
| Bronchial asthma          | ... 76  | Jandice                 | ... 1   |
| Cystic lung               | ... 6   | Peptic ulcer            | ... 1   |
| Lung abscess              | ... 6   | Anoetic Hepatits        | ... 1   |
| Whooping cough            | ... 2   |                         |         |
| Bronchiectasis            | ... 15  |                         | 15      |
| Pneumonitis               | ... 3   |                         |         |
| Eosinophilia              | ... 5   |                         |         |
|                           | 485     | <u>Other diseases</u>   |         |
|                           |         | P.U.O.                  | ... 14  |
|                           |         | Debilitis               | ... 36  |
|                           |         | Myalgia                 | ... 19  |
|                           |         | Surgical                | ... 4   |
|                           |         | Gynac                   | ... 10  |
|                           |         | N.A.D.                  | ... 461 |
|                           |         | Neuitis                 | ... 3   |
|                           |         | Flu                     | ... 1   |
|                           |         | Observation             | ... 19  |
|                           |         | Thyrototoxicosis        | ... 1   |
|                           |         |                         | 568     |

|   | Women                  | Children | Total  |
|---|------------------------|----------|--------|
| 6. No. of old cases attendance                  | ... 15,950             | 7,182    | 23,132 |
| 7. No. of injections given                      | ... 24,400             |          |        |
| 8. No. of screenings done                       | ... 1,530              |          |        |
| 9. No. of aspirations done                      | ... 1                  |          |        |
| <i>Preventive:</i>                              |                        |          |        |
| 10. No. of cases referred to from other clinics | ...                    | ...      |        |
| 11. No. of houses visited                       |                        |          |        |
|   | By the Health Visitor  | ... 698  |        |
|   | By the Medical Officer | ... 470  |        |

## 12. No. of contacts examined in the clinic

|          |     |            |
|----------|-----|------------|
| Women    | ... | 83         |
| Children | ... | 188        |
|          |     | <u>271</u> |

## 13. Family Planning ... 120.

## Age, Sex, Income and Occupation Groups among patients suffering from Pulmonary Tuberculosis for the year 1965.

## Age and Sex Group--Females.

| Age          |            |
|--------------|------------|
| 1 to 5       | ... 39     |
| 6 to 10      | ... 10     |
| 11 to 15     | ... 8      |
| 16 to 25     | ... 86     |
| 26 to 35     | ... 107    |
| 36 to 45     | ... 34     |
| 46 and above | ... 23     |
|              | <u>307</u> |

## Income and Occupation Group.

| Income        |              | Occupation         |              |
|---------------|--------------|--------------------|--------------|
| Rs.           | No. of cases | Type of occupation | No. of cases |
| 10 to 20      | ... 25       | Housewives         | ... 245      |
| 21 to 40      | ... 106      | Nil occupation     | ... 39       |
| 41 to 75      | ... 111      | Students           | ... 19       |
| 76 to 100     | ... 40       | Sweeper            | ... 1        |
| 100 and above | ... 22       | Teacher            | ... 1        |
| Nil income    | ... 3        | Nurse              | ... 1        |
|               |              | Clerk              | ... 1        |
|               | <u>307</u>   |                    | <u>307</u>   |

**Particulars regarding the work done during 1965**

1. Area covered by 6 divisions 2885 sq. miles.
2. Population catered to 1,79,303.
3. No. of new cases registered
 

|       |          |       |
|-------|----------|-------|
| Women | Children | Total |
| 1346  | 559      | 1905  |
- Daily average attendance of new cases 6.
4. No. of Pulmonary Tuberculosis cases —
 

|              |     |
|--------------|-----|
| Women ...    | 257 |
| Children ... | 50  |
- Sputum positive cases—
5. No. of Non-Pulmonary Tuberculosis cases 209.
6. No. of Non-Tuberculosis 1104.
7. No. of old cases attendance
 

|        |          |        |
|--------|----------|--------|
| Women  | Children | Total  |
| 15,950 | 7,182    | 23,132 |
- Daily average attendance of old cases 62.
8. Total daily average attendances 68.

### SCHOOL MEDICAL INSPECTION

During the year under review, Medical inspections of children studying in the Corporation Schools were carried out with three Medical Inspectresses and one Medical Inspector only. About 340 schools are run by the Corporation of Madras and when compared to last year, there was an increase in the number of schools and increase in the number of Children studying in these schools. As many as forty school doctors are required for these school medical inspections. But there were only four school doctors in the establishment and as such this complement was not at all sufficient to cope up with the work. As this skeleton staff of four medical inspectors was inadequate to examine the students in this large number of schools, the out-turn, of school medical inspection was low for the year 1965. Another factor responsible for the poor out-turn, was the casual posting of the school doctors to the Corporation Dispensaries, as and when the dispensary doctors proceed on leave. Another factor that added to the low out-turn was the non-filling of the vacancies caused by the retirement of the many of the medical inspectors and inspectresses during the last few years. Any way to overcome this difficulty there is a proposal to appoint the dispensary doctors as part time school doctors, to carry on school inspection during the interval hours of the dispensaries and this proposal is under the consideration of the higher authorities. Out of 340 schools only 41 schools were visited by the school doctors and only 14,777 pupils were examined and out of these 5,875 were found defective. The number of pupils on Rolls in the above schools are about 15,879 and the daily average attendance being 15,075 and out of these 3,749 are boys and 11,326 are girls.

Out of the 340 Corporation Schools, the categories of schools are noted below for information.

|  |       |     |
|--|-------|-----|
| 1. The number of Basic Schools             | ...   | 9   |
| 2. The number of Elementary Schools        | ...   | 134 |
| 3. The number of Higher Elementary Schools | ...   | 140 |
| 4. The number of Urudu Boys Schools        | ...   | 22  |
| 5. The number of Urudu Girls Schools       | ...   | 19  |
| 6. The number of High Schools              | ...   | 16  |
|  | Total | 340 |

Like the previous year, only one school ambulance was available for transporting the school children of Corporation schools of South Madras to Leprosy and Skin Clinic, Ice House, Triplicane, to Government Ophthalmic Hospital, Egmore and for BCG Vaccination etc.

*Malnutrition:*— 108 boys and 1,087 girls are under this group and 376 boys and 1,021 girls having Stomatitis were all treated with Shark-liver-oil, Calcium lactate, Yeast and improvement noticed in those cases. Cases of Rickets, Vitamin deficiency cases, and border cases of Anaemia were given adequate treatment, by the medicines supplied from the School Medical Stores.

*Personal Hygiene:*— 170 children were found to be unhygienic in respect of clothing, head, body, nails, etc. Instructions were given to their parents to pay more attention to the above defects and send their children in a clean condition to classes. During the visits to various schools, the school doctors gave few lectures to the students about the elementary principles of hygiene and Public Health.

# **SECTION-E**

SCHOOL HYGIENE

SECTION-E

SCHOOL HYGIENE

*Infectious and Contagious Diseases:*— 50 boys and 834 girls were found to fall under this group and Contagious cases were given separate seats in the classes in order to avoid the infection spreading to other students. 31 boys and 569 girls were having scabies and they were all given adequate treatment.

*General Preventive Work:*— During the recent outbreak of Cholera the school doctors carried out Cholera inoculations in Corporation schools which greatly added to the preventive measures taken by the Sanitary staff of the Health Department. In addition to the school medical inspection staff gave instructions to the school teachers, in first aid for emergencies.

*Medical Inspection of Corporation Thozhilalies :* When the staff employed at Ashok Vihar, were not available for examining the labourers for physical fitness, the school doctors were deputed for this examination work, and their fitness certificates were forwarded to Health Officer for approval.

*Supply of Spectacles :* Ten pupils with defective vision of various schools were Provided with spectacles free of cost from the donation made by the Ex-Governor General of India, Sir. C. Rajagopalachriar.

*Sanitation of schools:* Defects relating to sanitation of schools, like latrines, urinals, water supply were referred to the respective departments for rectification and improvements. Respective departments have attended to these defects pointed out by the School Medical Staff.

*Co-operation of school teachers:* During school medical inspection, the teachers of all these schools offered good co-operation in indentifying the defective students and in giving treatment and follow up work. In addition the school teachers co-operated in getting the parents of the defective children to the doctors for taking advise relating to specialised treatment, operations etc.

*Revisits :* As many as 93 revisits were paid to various schools inspected and 6,691 pupils were re-examined and treatment carried out continuously for a period of 90 working days.

*Medical treatment :* 763 boys and 3,709 girls were treated in the schools itself and 14 boys and 537 girls referred to Corporation dispensaries for ailments that could not be attended at the schools. 238 boys and 788 girls were referred to Government Hospitals in the City, for specialised treatment, for operations, etc.

### School Lunch Programme

The Madras Corporation has been the pioneer in the field of providing free midday meals to the poor students attending the Corporation Schools in the City. The scheme was introduced in the year 1925, and it has proved the immense value in improving the health of the school children and also as an inducement to the parents in sending their children regularly for their education.

At the initial stage in the year 1925, the scheme was designed to provide free meals to only 500 children. In 1947 the scheme was reorganised and the three midday meals centres were placed under the administrative control of the Health Department. Steady progress in quality and quantity has been maintained and the supply of midday meals was gradually increased from 8,000 in 1947 to 34,322 in 1965.

The year-wise supply of midday meals from 1947 is given below :—

| Year            | No. of meals supplied | Year            | No. of meals supplied |
|-----------------|-----------------------|-----------------|-----------------------|
| 1947 to 1952 .. | 8,000                 | 1958 to 1960 .. | 28,730                |
| 1953 ..         | 10,000                | 1961 ..         | 33,895                |
| 1954 ..         | 11,000                | 1962 ..         | 33,953                |
| 1955 ..         | 12,000                | 1963 ..         | 34,027                |
| 1956 ..         | 13,000                | 1964 ..         | 34,035                |
| 1957 ..         | 18,000                | 1965 ..         | 34,322                |

The food is prepared and distributed to Corporation school children under hygienic conditions under the supervision of Circle Health Officers concerned and by the three Midday Meals Supervisors, incharge of three centres at North, South and Central. In 1957 the scheme was re-organised, to increase the nutritive value and to make the dishes more palatable to children, change of menu in preparation and supply was introduced.

The following table gives the menu during the week :—

| S. No. | Days of the week | Menu            |
|--------|------------------|-----------------|
| 1.     | Mondays          | Rice and Sambar |
| 2.     | Tuesdays         | Curd Rice       |
| 3.     | Wednesdays       | Tamarind Rice   |
| 4.     | Thursdays        | Curd Rice       |
| 5.     | Fridays          | Rice and Sambar |
| 6.     | Saturdays        | Rice and Sambar |

During the year 1965, 34,322 meals were supplied to various schools through the three Midday Meals Centres as tabulated below :—

| M.M. Range   | Total No. of schools and creches | No. of meals |
|--------------|----------------------------------|--------------|
| North Range  | 110                              | 11,953       |
| Centre Range | 104                              | 10,334       |
| South Range  | 103                              | 12,035       |
|              |                                  | 34,322       |

Apart from the routine supply of the meals to the children, the centres came to the rescue of flood and fire victims during emergencies and calamities. During 1965, a total of 27,160 meals were supplied as tabulated below :—

| Centre       | Number of meals supplied to victims of |        |
|--------------|--|--------|
|              | Flood                                  | Fire   |
| North Range  | ..                                     | 3,850  |
| Centre Range | 10,610                                 | 2,500  |
| South Range  | 5,750                                  | 4,450  |
| Total ..     | 16,360                                 | 10,800 |
|              | =27,160                                |        |

This Midday Meals Scheme has roused the enthusiasm of not only the other states of India but also the other foreign countries. Number of foreigners statesmen and officials of other states visited the Midday Meals Centre, South Range to study the working of the scheme.

During the year under report the following distinguished visitors from various parts of the world visited and expressed their views on the scheme.

1. Thiru R. A. Gopaldaswamy.
2. Dr. Damiere, U. S. A.
3. Prof. A. R. Prest of U. K.
4. Dr. J. Sen.
5. Dr. Chari of New Delhi (Member Education Commission)

6. Thiru Dharm Dev Choudry, Asst. Director of Punjab Education Department, Chandigarh.
7. Miss. Mary Padambo an Officer of the Ministry of Development, Malawi (Formerly Nysaland in Central Africa).
8. Thirumathi Alberate Windiner, American Pease Corps.
9. Thiru R. K. Pillai, Asst. Editor Yojana, Planning Commission, Dew Delhi.
10. Thiru O. B. Musominari, Ministry of Education Inspectorate, Uganda, P. O. Box 3568, KAMPALA.

1. "I visited this centre to-day along with the colleagues of the Education Commission. We were shown round and acquainted ourselves with the arrangements made for preparing the food for the children and transporting them. We feel benefited by our visit and wish the centre continue success in the valuable service it is rendering."

(Sd.) R. A. Gopalswamy, 28-7-65.

2. An impressive achievement.

Let us hope that other Indian Cities will follow Madras example.

(Sd.) Daniere, 28-7-65.

(Sd.) A. R. Best, 28-7-65.

(Sd.) J. Sen.

3. "Visited the mid-day meals centre, Gopalapuram this morning. I was highly impressed with the scientific ways utilised in the preparation of meals for the poor children studying in the various Corporation Schools. The food cooked was quite neat and clean and all precautions were taken to prepare and distribute the same in very hygienic manner.

(Sd.) Dharm Dev Choudry, 29-7-65.

Asst. Director of Punjab Education  
Department, Chandigarh.

4. Along with the Assistant Public Relation Officer visited Gopalapuram and I was very impressed in the way by which food is prepared and the hygienic condition.

I hope this will be a very successful project and I wish it very good success.

(Sd.) Mary Padambo,

Officer of the Ministry of Community  
Development, Malwi, Central Africa.

5. I am very much impressed by this efficiently organised and operated food centre. It shows the advance of Madras State, I wish the same on much small scale for Chittoor (A. P.). Thank you for your kind advise.

(Sd.) Alberate Vidiner,  
American Peace Corps.  
Volunteer.

6. The exhilarating sight of rice being cooked in such large quantities for feeding the thousand poor children studying in the Corporation schools is one which we will treasure for years to come. The enormous capacity for organisation in this tremendous endeavour compels admiration.

(Sd.) R. K. Pillai,  
Asst. Editor, Yojana Planning  
Commissioner, New Delhi.

## PUBLIC HEALTH LABORATORY

The Public Health Laboratory, Corporation of Madras has been serving the public of the City of Madras satisfactorily since its inception 20 years back and every year it has been becoming more and more popular.

The work of Laboratory is carried out by the following limited number of staff:

|                       |     |   |
|-----------------------|-----|---|
| 1. Pathologist        | ... | 1 |
| 2. Asst. Pathologists | ... | 2 |
| 3. Bio-Chemist        | ... | 1 |
| 4. Asst. Bio-Chemist  | ... | 1 |
| 5. Technicians        | ... | 4 |
| 6. Attenders          | ... | 8 |
| 7. Typist clerk       | ... | 1 |
| 8. Peons              | ... | 2 |
| 9. Sweeper            | ... | 1 |

One single laboratory cannot cater to its satisfaction to the vast population of the City of Madras and therefore it is needless to stress the need for starting at least one more diagnostic centre in the north of Madras as there are some laboratories in the southern zone of the City. There is a great demand on the laboratory for performing the various diagnostic tests and because the space and the staff are limited, the Public Health Laboratory has perforce to limit the investigations carried out, per day, although the laboratory is well equipped to carry out all varieties of diagnostic tests in the various branches namely Clinico Pathological, Bacteriological, Serological and Biochemical analysis. The fee levied for the various tests are so nominal compared with that levied by the other Government Laboratories and Private Laboratories in the City of Madras, that, even the low income group of individual can take advantage of investigation for their need, without a strain on the family budget. The Laboratory is maintained by the Corporation of Madras so as to serve the Public and not as a profiteering concern, hence any medical practitioners in the City or Hospitals and clinics maintained by the Corporation itself are at liberty to make use of the facilities afforded to treat their patients on scientific basis.

The work of the Laboratory has been appreciated even by the foreign visitors. During the year 1965 under review Dr. Guthe the Adviser in the venereal disease for the W.H.O. and Dr. Williams Jameson of King Cross Hospital of Scotland visited the laboratory and they were quite pleased with the amount and quality of work turned by so meagre a staff in the laboratory.

The Laboratory is run by well qualified personal with adequate training in the subject. There are three medical doctors and two chemists, a few technicians and Laboratory helper to carry out the work meticulously. Dr. Miss. Santha Arogyadoss, M.D., D.G.O. Pathologist is in charge of the Laboratory. She is very keen that the procedures and techniques adopted in the laboratory should be in par with any of the other clinical laboratory in foreign countries.

**SECTION-F**

LABORATORY SERVICES

SECTION-F

LABORATORY SERVICES

Public Health Laboratory is doing the routine screening of the pregnant woman's blood, who attend the anti-natal clinics of the Child Welfare Centres, Corporation of Madras. This programme was started since 1951. In the year 1951 the total number of specimens examined was 543 from 6 centres only. The rate of positives was 5%. Now the laboratory is doing the routine screening of the anti-natal cases referred from the 22 centres, of the Corporation of Madras. During the year, number of samples examined were, 15,475 against 13,650 samples of the previous year. Out of this 528 cases were positive for the venereal diseases. The rate of positive is only 3.4%. Syphilis usually terminated pregnancy, the child born of syphilitic parents will congenitally by acquiring the diseases. With this idea of detecting these, that the scheme has been put into for operation. The UNICEF W.H.O. donated some equipments in the year 1951, as recommended by the Director Venereal Department, Government General Hospital, Madras. This scheme is of great use for the Child Welfare Centres, with the Co-operation of the public. Now these equipments are being supplemented by the apparatus and glassware as well Benapen (penicillin) purchased by the Corporation of Madras.

The aim is to cover up all the Child Welfare Centres but this needs additional accommodation and staff for the laboratory.

The amount collected towards the fees for the Bio-Chemical analysis done during the year was Rs. 7,742-00. For the Corporation employees and their dependents, tests are done free of cost, for which they have to produce the N.G.O. Certificate of the Corporation employees.

Sputum for Acid Fast Bacilli alone is done free of cost. Throat swab for C. Diphtheria alone done free of cost.

The Laboratory works from 10 A.M. to 5 P.M. At present we receive enough number of specimens for examination for the day by 10 A.M. because of the heavy load of work in the laboratory daily. In case the number of specimens are too many for the day, the patients are given an appointment for the next day or for a subsequent working day, to go over to the laboratory with a fresh specimen by 10 A.M. Every day the laboratory is over crowded with the patients who come for investigation.

The examination of samples for the Corporation employees drawing a salary of less than Rs. 300 and their dependents is done free of charge.

Specimens received from the Corporation institutions are charged at the scheduled rate for the Bio-Chemical analysis only.

The Voluntary Health Services are giving training for the B.Sc. Graduates in diploma in Medical Technology for one year. Part of the training and the examination are carried out in the Public Health Laboratory, Corporation of Madras, every year.

The following are the statment showing the various activities of the laboratory for different analysis.

#### STATEMENT No. I

Statement showing the details of the specimens received from the private practitioners as well as from various Corporation Medical Institutions during the year under review.

| Blood  | Sputum | Urine | Motion | Other | Total  |
|--------|--------|-------|--------|-------|--------|
| 34,781 | 1,470  | 3,432 | 3,517  | 268   | 43,468 |

## STATEMENT No. II

Statement showing the total number of various specimens examined in the laboratory from various sources.

| Private | C.W.C. | Dispensaries | Clinics | Others | Total  |
|---------|--------|--------------|---------|--------|--------|
| 18,943  | 3,822  | 2,265        | 17,759  | 679    | 43,468 |

## STATEMENT No. III

Statement showing details of the number of blood samples examined for the C.W.C.

| New cases of sero Reactive | Old cases of Sero Reactive | New cases of Sero reactive treated | Old cases of Sero reactive treated | Total cases treated | Total attendance out patients |
|----------------------------|----------------------------|------------------------------------|------------------------------------|---------------------|-------------------------------|
| 528                        | 161                        | 192                                | 124                                | 316                 | 15,496                        |

| Reactive | Partly Reactive | Non Reactive | Total  | Pendure L. A. used |
|----------|-----------------|--------------|--------|--------------------|
| 528      | Nil             | 14,947       | 15,475 | 661 Vials          |

| Clinic interviewed | Home visits | Letters sent | — |
|--------------------|-------------|--------------|---|
| 1359               | 282         | 30           |   |

## STATEMENT No. IV

Statement showing the details of Serological tests conducted during the year from the private practitioners and also Child Welfare Centres, Corporation of Madras.

| Sources               | No. of Reactive | No. of Partly Reactive | Total Neg. | Grant Total |
|-----------------------|-----------------|------------------------|------------|-------------|
| Child Welfare Centres | 528             | ...                    | 14,947     | 15,475      |
| Private Practitioners | 219             | ...                    | 1,665      | 1,884       |

## STATEMENT V

Statement showing the Bio-Chemical analysis done since 1959 to 1965 the progress of the work.

| Sl. No. | Nature of Examination  | 1959 | 1960 | 1961 | 1962  | 1963  | 1964  | 1965  |
|---------|------------------------|------|------|------|-------|-------|-------|-------|
| 1       | Acid Phosphatase       | ...  | 1    | 3    | 3     | 1     | 7     | 9     |
| 2       | Alkaline Phosphates    | ...  | ...  | 4    | 19    | 14    | 14    | 31    |
| 3       | Blood Sugar            | ...  | 159  | 235  | 354   | 426   | 508   | 482   |
| 4       | Blood Cholesterol      | ...  | 32   | 120  | 205   | 233   | 286   | 245   |
| 5       | Blood Urea             | ...  | 68   | 88   | 200   | 246   | 353   | 246   |
| 6       | Blood Fibrinogen       | ...  | ...  | 1    | ...   | ...   | ...   | ...   |
| 7       | Blood Chlorides        | ...  | ...  | 1    | 2     | ...   | ...   | ...   |
| 8       | Cerebro-Opinal fluid   | ...  | 52   | 35   | 102   | 62    | 73    | 99    |
| 9       | Fractional testmeal    | ...  | 13   | 43   | 41    | 65    | 14    | 16    |
| 10      | Glucose tolerance test | ...  | 56   | 97   | 118   | 150   | 173   | 124   |
| 11      | Icteric-Index          | ...  | 5    | 28   | 33    | 38    | 50    | 25    |
| 12      | Non-Prtein             | ...  | ...  | 8    | 10    | 3     | 3     | 4     |
| 13      | Prothrombin time       | ...  | 9    | 5    | 21    | 32    | 14    | 15    |
| 14      | Serum Calcium          | ...  | 10   | 6    | 9     | 4     | 6     | 15    |
| 15      | Serum Bilirubin        | ...  | ...  | 5    | 13    | 14    | 38    | 28    |
| 16      | Serum Proteins         | ...  | 6    | 46   | 81    | 105   | 93    | 86    |
| 17      | Thymol turbidity       | ...  | 2    | 14   | 30    | 26    | 68    | 70    |
| 18      | Urea clearance         | ...  | 7    | 12   | 6     | 12    | 36    | 21    |
| 19      | Vanden Bergh test      | ...  | 3    | 16   | 41    | 22    | 38    | 21    |
| 20      | Serum phosphorus       | ...  | ...  | ...  | 6     | 2     | 4     | 6     |
| 21      | Stomach fluid proteins | ...  | ...  | ...  | ...   | ...   | ...   | 1     |
|         | Total                  | ...  | 423  | 667  | 1,294 | 1,454 | 1,778 | 1,542 |

Investigation of specimens from the I.D.H.T., Bio-Chemical analysis, Serological examination etc., etc., are also done free of cost at the Public Health Laboratory. Preparation of media for culture of motion specimen at I.D.H.T. is done here and even at the period of epidemics enough number of culture media are supplied to I.D.H.T. in addition to our routine work. The positive strains of Cholera are referred to Dr. S. Mukerjee, M.D.D. Phil. Head Division of Microbiology, Indian Institute of Bio-Chemistry and experimental Medicine to help in research programme.

During the year under review the building for housing the Bio-Chemistry section is getting completed. Water and Gas connection are being installed and as soon as the building is ready, it will be occupied and this will relieve the congestion of the clinical pathology section to some extent and the Bio-Chemistry section will function in the new block

### PUBLIC ANALYST'S LABORATORY

Madras Corporation is the on'y Local Body in this State, which maintains a Public Analyst's Laboratory of its own, intended to check adulteration in food and drinks and serving the needs of the City exclusively.

The Laboratory is under the charge of a Public Analyst, who is assisted in his work by two Senior Assistants and Five Junior Assistants and has, besides, the necessary complement of clerical and Sub-ordinate technical personnel:—

|                   |     |   |
|-------------------|-----|---|
| Public Analyst    | ... | Thiru S. Sundaram, M.A., A.R.I.C.                     |
| Senior Assistants | ... | (1) Thiru R. Ramalingam, M.Sc.                        |
|                   |     | (2) ,, V. Venkataramana Rao,<br>B.sc., (Hons.), M.Sc. |
| Junior Assistants | ... | (1) ,, C. Rajaganapathi, B.sc.                        |
|                   | ... | (2) ,, C. Sambandam, B.sc.                            |
|                   | ... | (3) ,, M. A. Shahul Hameed, B.sc.                     |
|                   | ... | (4) Tmt. N. M. Lakshmi Devi, B.sc.                    |
|                   | ... | (5) ,, Khaleel Unissa, B.sc.                          |

Next to air and water, food is a basic need of man's existence and pure and wholesome food alone provides him the necessary strength and stamina. High prices, short supply and scarcity of food stuffs and the evil and inhuman designs of unscrupulous traders are the breeding incentives to adulteration of vital articles of food which has now become a scientific and highly developed occupation.

The Central Prevention of Food Adulteration Act, 1954 has been in operation for over ten years now but still leaves much to be desired towards the cherished goal of eradicating the evil propensity of adulteration. Adulteration of food is wide spread and the problem is of a national dimension. It is inspired by greed and aided by science and is one of the most revolting rackets of the present day.

Governmental machinery, however vast, cannot by itself tackle the problem unless the general public exhibits a sense of awareness of the evil and offers unstinted co-operation in the task of bringing the erring elements to book. Under Sec. 12 of the Act, even private purchasers can have their samples analysed by the Public Analyst and prosecute the vendor if the article sold by him is certified to be adulterated by the Public Analyst.

Whatever be the temptation by way of cheapness or availability, one should unreservedly insist on genuine food stuffs and never countenance palming off of cheap or below par products. As a true citizen, it behoves every one of the educated class to carry the message of anti-adulteration to the illiterate and the unformed and highlight the evils and losses of indiscriminate purchase.

Only then can the health of the consumer be preserved and his money's worth assured with regard to food.

During the year 1965, the total number of samples analysed by the Laboratory was 7,961 of which 7,908 were taken under the Prevention of Food Adulteration Act and 53 were received informally from various departments of the Corporation and private parties.

*Milk.*—Milk has registered a sharp rise in the percentage of adulteration. Addition of water as such or pooling of watered milk from various sources is the most common type of adulteration in milk. Skimming away the fat for cream manufacture or adding milk powder to mask watering is another type of tampering with the quality of this most essential food article.

4,430 samples of milk were analysed in 1965, of which 2,137 were found to be adulterated:—

| Description                         | Number of samples |              |              | Percentage of adulterated samples | Adulteration caused   |                        |  |
|-------------------------------------|-------------------|--------------|--------------|-----------------------------------|-----------------------|------------------------|--|
|                                     | Analysed.         | Genuine.     | Adulterated. |                                   | By addition of water. | Due to fat Deficiency. | By both added water and Fat deficiency |
| Cow's Milk ...                      | 2,217             | 1,126        | 1,091        | 49.2                              | 952                   | 61                     | 78                                     |
| Buffalo's Milk ...                  | 1,693             | 994          | 699          | 41.3                              | 642                   | 8                      | 49                                     |
| Mixture of Cow's and Buffalo's Milk | 517               | 173          | 344          | 66.5                              | 337                   | 2                      | 5                                      |
| Goat's Milk ...                     | 1                 | ...          | 1            | ...                               | 1                     | ...                    | ...                                    |
| Unclassified (Milk)                 | 2                 | ...          | 2            | 100.0                             | 2                     | ...                    | ...                                    |
| <b>Total ...</b>                    | <b>4,430</b>      | <b>2,293</b> | <b>2,137</b> | <b>48.2</b>                       | <b>1,934</b>          | <b>71</b>              | <b>132</b>                             |

Samples of milk sold to the public are frequently declared to be "Mixture of Cow's and Buffalo's Milk" by the Vendors to the Inspectors when seized by them. The sale of such mixtures is prohibited under Rule 44 (k) of the Prevention of Food Adulteration Rules. Nearly two thirds the number of such samples have also proved to be heavily adulterated on analysis.

Under the name of 'hot milk', milk is sold alone or with chappathi, poori, etc., by small shops or tea stalls often at nights. They have also been found to be either heavily adulterated with water or devoid of milk-fat; sugar is also added to this milky white watery product according to the consumers' taste.

*Butter.*—Incorporation of excessive amount of water (or butter-milk) or failure to remove the water to conform to the legal limit vitiates the quality of the butter. Substituting in addition the milk-fat with foreign fats like the hardened vegetable oil deprives the butter of its natural nutritive value also.

529 samples were analysed, 437 being genuine and 92 adulterated. In 64 of the 92 adulterated samples the water content ranged from 18.3 to 73.5 per cent (average working to 28 per cent). 25 samples, whose water content was below the legal limit, had to be declared adulterated as their milk-fat content was much below the required minimum.

In the case of 3 adulterated samples not only their water content was higher than the permissible maximum, but their milk-fat content was also not upto the standard, foreign fat having replaced partially the milk-fat content of these so called "butter" samples.

*Ghee.*—Only 44 samples out of the 781 analysed proved to be adulterated. 38 of these samples had been admixed with fat other than milk-fat, the most commonly used fat for such adulteration being Vanaspati (hydrogenated Vegetable Oils). Adulteration ranged from 10 per cent to 100 per cent (average 35.5 per cent). 6 samples were condemned as adulterated as they contained free fatty acids exceeding the permissible maximum of 3 per cent (calculated as Oleic Acid).

*Edible Oils.*—

| Edible Oils            | Number of samples analysed | Number of samples declared |             | Percentage of adulterated samples |
|------------------------|----------------------------|----------------------------|-------------|-----------------------------------|
|                        |                            | Genuine                    | Adulterated |                                   |
| Gingelly Oil ...       | 945                        | 892                        | 53          | 5.6                               |
| Groundnut Oil ...      | 166                        | 161                        | 5           | 3.1                               |
| Cocoanut Oil ...       | 493                        | 456                        | 37          | 7.5                               |
| Radio Oil ...          | 4                          | 4                          | ...         | ...                               |
| Refined Edible Oil ... | 1                          | 1                          | ...         | ...                               |
| Total                  | 1,609                      | 1,514                      | 95          | 5.9                               |

Amongst the adulterated Gingelly Oil samples, 48 contained Groundnut Oil ranging from 5 per cent to 99 per cent. 5 of these 48 samples contained in addition excess free fatty acids. 4 samples of Gingelly Oil not containing any admixture with other oils, were declared adulterated due to the presence of excess free fatty acids ranging from 2.1 to 8.9 per cent indicative of a high degree of deterioration in their quality. (The maximum limit for free fatty acidity is 3 per cent calculated as Oleic Acid). In one case the nature of adulteration was complete substitution with Groundnut Oil and selling the stuff "misbranded" as Gingelly Oil.

Out of the 166 samples of Groundnut Oil, 5 were certified to be adulterated. All these samples contained Gingelly Oil. 4 samples of Radio Oil and one sample of Refined Oil were analysed and certified to be genuine.

Of the 493 samples of Coconut Oil analysed, 37 were certified to be adulterated. All the adulterated samples contained only Groundnut Oil ranging from 5 per cent to 85 per cent.

*Coffee.*—This costly popular beverage which did not fail to catch the adulterators' attention has been steadily deteriorating in quality since 1963. In its powdered form, very much in popular demand by the public, the adulteration is utmost. The scarcity of Bengalgram has also been reflected in the increased use of wheat as the cheapest amongst the adulterants. Date seed is also another common adulterant frequently used in combination with wheat. Pea was less popular being scarce and costlier. Adulteration with the husk of the coffee fruit continued to be practised this year also.

Of the 238 samples received for analysis 58 were found to contain one or more of the usual adulterants, namely wheat, date seed, bengalgram, pea, in various proportions. The offence of "Labelling incorrectly (misbranding)," the admixture of Coffee and Chicory and selling the mixed stuff labelled as "pure coffee" was met with 16 cases.

*Tea.*—113 samples were analysed. 6 samples were found to be adulterated. In 3 samples, both blackgram husk and prohibited coal-tar colours were detected. In two samples prohibited coal-tar colours alone were detected. The remaining one sample was deficient in Aqueous Extract.

*Ghee Substitutes.*—All the 4 samples analysed were found to consist of hydrogenated vegetable oil (Groundnut Oil) only.

*Miscellaneous Food Staffs.*—204 samples of other varieties of food articles were analysed and 78 were found to be adulterated. The details are given below:—

*Thoovar Dhall.*—22 samples out of the 100 examined were declared adulterated. 20 samples were coloured with a prohibited coal-tar colour and 2 samples contained Kesari Dhall (Lac Dhall). The recurrence of adulteration of Dhalls with the poisonous Kesari Dhall was arrested in time by prompt action. The seizure and destruction of several bags of this poisonous dhall (*Lathyrus Sativus*) in various parts of the City, helped to prevent its sale to the public during the period of scarcity of thoovar dhall.

*Masur Dhall.*—3 samples sold as Mysore dhall were analysed and two were adulterated with Kesari Dhall.

*Bengalgram Dhall.*—Two samples were analysed of which one was declared adulterated as it contained other dhalls and damaged grains.

*Ravai.*—Two samples were examined and found to be genuine.

*Wheat Atta.*—One sample was analysed. It was deficient in its gluten content and also contained wheat husk, grit and excess acidity.

*Maida.*—2 samples of Maida were analysed and found to be genuine.

*Arrowroot.*—4 samples were analysed and found to be genuine consisting of the starch derived from *Maranta arundinacea*.

*Turmeric (Whole and Powders).*—Of the 55 samples analysed, 22 samples were reported as adulterated. 10 samples contained lead to the extent of 100 to 1000 parts per million of the sample (Lead content should not exceed 2.5 parts per million). Six samples contained chillies in addition to excessive lead; four samples contained excessive lead in addition to Dhania, Chillies, Pulses and or extraneous matter. One sample contained wheat starch and husk. In one sample Chilli Powder alone had been admixed slightly.

*Chilli Powder.*—All the 15 samples analysed were certified as adulterated. They were admixed with turmeric, starch, wheat, dhanial, other spices and excessive quantity of leguminous and other extraneous matter.

*Curry Powder.*—One sample was analysed and reported adulterated as the sample contained excessive Acid insoluble ash.

*Mixture of Chillies and Dhanial Powder.*—One sample was analysed and found to be genuine.

*Mixture of Chillies Dhanial and Turmeric Powder.*—Of the four samples analysed, 2 samples were reported as adulterated. One sample contained excessive lead, and the other sample slight pepper and excessive acid insoluble matter.

*Asafoetida.*—One Asafoetida sample of plain type was analysed and declared as adulterated. The sample was deficient in alcoholic extractives and also contained artificial coal-tar colour.

*Sugar.*—One sample of sugar was analysed and found to be genuine.

*Confectionery and Sweets.*—Of the five samples analysed under this head, one sample was "sweet peppermints" which was found to be genuine. Among the other four samples of sweets declared as adulterated, all of them contained prohibited coal-tar colours of the metanil yellow type while three of them had been prepared in ghee mixed with vanaspati in addition.

*Aerated (Carbonated) Water.*—One sample sold under the description 'Orange Crush' was analysed and condemned for improper labelling with reference to the addition of artificial colouring matter.

*Food Colours.*—Six samples were analysed, five of which had been sold as "Kesari Powder for use on food." One was offered for sale as "Special rose essence powder for use in aerated waters manufacture."

One of them consisted merely of prohibited coal-tar colour, mixtures, while the rest, five samples contained, in addition to coal-tar colour, starch and extraneous matter. All the six samples were certified as adulterated and misbranded.

*Informal Samples.*—The analysis of 53 informal samples was undertaken on behalf of the other Departments of the Corporation as well as several Co-operative Institutions in the City.

Consequent upon heavy increase in the cost of analysis, and necessity for more Laboratory facilities and increase in staff, the fees charged for analysis of samples from private parties had to be increased inevitably to a minimum of Rs. 25 for routine analysis with effect from 1-4-1965. By way of fees for analysis, the Laboratory collected Rs. 185 from various institutions for analysis of 9 informal samples of food stuffs sent by them.

Data about the number of samples taken and the percentage found adulterated therein are given in the "Food Analysis—Statement No. I" which covers the period 1960-1965.

In addition to the fresh batch of five full-time Food Inspectors who relieved the old set with effect from May, 1965, fifty-one Sanitary Inspectors also continued to do the duties of part-time Food Inspectors in their respective divisions.

Statement "Food Analysis—No. II" gives the total number of samples taken by each of the Five Food Inspectors and by the Sanitary Inspectors (Circle-war) in the City with figures about the number of samples found adulterated amongst them under each category.

Under the Madras Prevention of Food Adulteration Rules, 1961 no manufacturer, stockist, distributor or vendor of food articles (e. g.) milk of all varieties and milk products inclusive of Ghee and Butter, Edible Oils, Aerated Water, Sago, Sweetmeats, Savoury and all articles made out of flour, shall carry on his trade in the City of Madras without obtaining a valid licence issued by the Corporation of Madras. Steps were, therefore, taken to enforce this important legal provision, with effect from 1-4-1965. So far, 323 wholesalers, 5133 retailers, and 191 hawkers have applied for the issue of Prevention of Food Adulteration Licences under Rule 50 of the Prevention of Food Adulteration Rules 1955 in the City during the year upto 31-12-1965.

Particulars about the prosecutions launched in respect of the adulterated samples analysed during 1965 and of those of the previous years since 1-6-1955 pending disposal on 1st January, 1965 are given in the "Food Analysis—Statement No. III" in the Appendix.

The number of samples certified as adulterated during the year under report was 2526. In respect of 189 samples wherein adulteration was too low to justify any prosecution, the vendors were issued letters of warning by the Corporation against repeating such offences. On the remaining 2337 cases, prosecutions were launched and convictions obtained in 939 cases, 2 ended in acquittal and in 8 cases the parties were admonished by the Court; one case was withdrawn and 2 prosecutions got 'abated.' The year ended with 1385 cases still awaiting disposal.

Prosecutions for adulteration launched in respect of 5412 cases of the previous year were still pending disposal on 1st January 1965, these cases having been dismissed by the Courts since, in a large number of these cases, the offenders could not be traced out at the addresses furnished by them to the Food Inspectors at the time of sampling. 333 alone of these could be convicted, 2 were acquitted and 14 admonished by the Courts leaving 5063 of these old cases still pending disposal on 1st January 1966.

Amongst the 1272 convictions obtained at the various Presidency Magistrates' Courts, 4 were against vendors for second offences. In one case the vendor was only fined; in another case the milk vendor was sentenced to one month rigorous imprisonment in addition to a fine of Rs. 200. The third was a case wherein the vendor of the adulterated butter was sentenced to 3 months simple imprisonment along with a levy of a fine of Rs. 500.

In the last case, the party was fined Rs. 200 and released after imprisonment just till the rising of the Court.

A vendor was convicted and fined Rs. 25 for selling sweets made out of flour, exposed to dust and flies under insanitary conditions.

Two milk vendors were convicted and fined Rs. 40 and Rs.50 respectively for hindering the Food Inspectors from taking samples.

Thus, excluding the above three cases, the total number of convictions obtained during 1965 was 1272 as against 1355 in 1964. The total amount of fines imposed on these offenders was Rs. 73,156 in 1965 compared to Rs. 73,079 during 1964, the average fine per conviction being Rs. 58 in 1965 against Rs. 54 in 1964. The heaviest fine levied was Rs. 500 in one butter case, while the fine was as low as Rs. 3 in a milk case.

This meagre increase of Rs. 4 in the average fine levied for a conviction is sure to be made up easily by the enormous illegal profit earned by the offenders, especially, in these days of mounting prices and scarcity of food articles. This fact is particularly reflected this year in the case of milk and coffee samples. As has been reiterated in several of the Laboratory's earlier reports, heavier fines alone will act as deterrent. Bearing this in mind, the Prevention of Food Adulteration Act (37 of 1954) has been amended with effect from 1st March, 1965. Imposition of heavier penalties including imprisonment for a minimum period of six months even for first offences, and prohibition of sale of any food article by a supplier (wholesaler) to a vendor (retail-seller) without a valid warranty are the salient features of these amendments.

#### WATER ANALYST'S LABORATORY

Thiru V. Kripakaran continued as the Water Analyst. Thiru S. Nagarajan B.sc. Thiru C. N. Muruganathan, B.sc. and Thiru K. Sathyajaganathan Rao, B.sc. were the Assistant Analysts.

During the year under review, the water supply to the City continued to be a chlorinated mixture of filtrates from the Slow Sand Filters and Rapid Mechanical Filters. On an average 35 to 36 million gallons of raw water were pre-chlorinated with a dose varying from 0.6 to 1.12 p.p.m. a day. About 26 to 28 million gallons of chlorinated raw water were strained through sand filters, with six inches of fine sand, constitution the filtering medium, while the rest were again chlorinated (1.5 to 2.4 p.p.m.) treated with alum (2.0 to 3.4 g.p.g.) and lime (0.5 to 1.0 g.p.g.) flocculated, clarified and filtered through rapid Mechanical Filters. The filtrates of indifferent quality as obtained from the sand filters were mixed with the filtrates of fairly good quality, as obtained from the Rapid Mechanical Filters, chlorinated to a dose varying from 2.0 to 4.9 p.p.m. and supplied to the City.

The treated water conformed to the standards of bacteriological quality, recommended by the Indian Council of Medical Research, only during the months of January, February, March, May and December, while it fell far short of the above standard during rest of the months.

The standard of bacteriological quality recommended for the treated water (Chlorinated or otherwise disinfected) distributed for human consumption by the Indian Council of Medical Research is as given below.

"Throughout any month, in 90% of the samples examined, coliform bacteria should be absent in 100 ml. or the MPN of coliform bacteria should be less than 1.0 per 100 ml. No. sample should show an MPN of coliform bacteria in excess of 10 per 100 ml."

Efficient purification of a water supply which included filtration and chlorination should render the supply free from coliform bacteria in 100 ml. of the samples. This quality should therefore be aimed at for the treated water put into the distribution system for all the seasons. The results of bacteriological examination of the samples collected from the Head Works, daily, are intimated to the Water Works Department through daily reports along with suggestions for improving the bacteriological quality of the treated water. The responsibility of implementation of the suggestions were left in the hands of the Water Works Department.

The processed water, while being distributed deteriorated to a slight extent both aesthetically and bacteriologically. Though the smell of Sulphuretted-Hydrogen was generally absent in the city distribution system, a few blood worms and leeches made their appearance at the consumer's tap during certain seasons. Scouring and sterilisation of the mains served to set right the defects.

The following are certain important features worth mentioning in this report —

(i) The 21" Water Main newly laid for feeding the Madras Port Trust was scoured and sterilised before commissioning the main.

(ii) The Two newly constructed underground tanks at Marshalling yard in Madras Port Trust and the sub-mains connecting the low level reservoirs located near the Timber-pond, 'H' ware House and Section I were also scoured and sterilised.

(iii) Complaints were received from the public all over the City regarding the prevalence of blood worms and fresh water leeches in the distributed water. Such complaints were promptly attended to by effecting necessary remedial measures. In the course of such investigations, it was observed that the water mains in such localities could not be scoured effectively either due to lack of adequate pressure or due to lack of fire hydrants in good working condition. So wherever defective fire hydrants and scour valves were noticed the W.W.D. was intimated and also advised to rectify the defects and restore the hydrants to working condition.

(iv) During the latter half of the year sporadic out-break of Cholera occurred in the City. Wherever it permitted, the water mains feeding the cholera affected areas were sterilised by injecting chlorine solution into the main followed by scouring the next-day. The process of chlorination at the Head-works at Kilpauk, Sembium, Saidapet and Adyar and at the Booster (at Royapuram) was brought under rigid control. The pit taps in the cholera affected areas were closed and water tanks were installed, which were filled regularly through water lorries.

#### *Scientific:*

Water supply to the City is derived from three different sources namely (A) the Kortalayar River System, (B) the Infiltration Gallery Wells at Saidapet and Sembiam and (C) the Shallow wells at Adyar, Kodambakkam, Guindy, North Madras, Triplicane, Naduvankarai and on the shores of Marina.

(A) The Kortalayar River System:—The River Kortalayar is dammed at Poondi, about 32 miles away from the City and Sathyamoorthy Sagar has been formed for storing the flood discharges. The stored water is let down through the river bed and another channel, called the Upper Supply Channel, into the Sholavaram Reservoir and from the latter water is let down through the Lower Supply Channel into Red Hills Reservoir. The water from the Red Hills Reservoir gravitates through two closed masonry conduits into the Head Works at Kilpauk. The above sources could not be visited periodically for want of transport facilities. So, this report falls short of scientific data pertaining to the Kortalayar River System.

The Raw Water, Kilpauk end of Raw Water Conduit:—Samples of raw water were collected from the Kilpauk end of the raw water conduit every week and examined for physical, chemical and biological characteristic. The variation in the characteristics of the raw water are summarised below:—(Vide Statement No. II and graph No. I).

#### *Physical:*

The raw water was slightly yellowish in colour during January to May, yellowish and hazy during June to July and yellowish and opaque during August to November and slightly yellowish during December. The turbidity decreased from 19.3 p.p.m. in January to 16.5 p.p.m. in December.

*Chemical:*

The raw water was alkaline throughout the year. The pH ranging from 8.4 to 8.9. The total alkalinity gradually increased from 129 p.p.m. in January to 192 p.p.m. in December. The total hardness increased from 78 p.p.m. in January to 89 p.p.m. in June and decreased thereafter to 70 p.p.m. in September followed by an increase to 82 p.p.m. in December. The chlorides varied from 49 p.p.m. to 76 p.p.m. The conductivity varied from 380 to 565 Micromhos/cm at 25° C.

The ammoniacal nitrogen and albuminoid nitrogen varied from 0.02 to 0.04 p.p.m. and 0.40 to 0.96 p.p.m. respectively. The Tidy's figure increased from 1.76 p.p.m. in January to 4.09 p.p.m. in October and thereafter decreased to 2.93 p.p.m. in December.

*Biological:*

The plankton count increased from 72,000 per cc in January to 1,02,000 per cc in March decreased to 77,000 per cc in May and again increased to 2,00,000 per cc in November followed by a decrease to 1,34,000 per cc in December.

Among the planktonic organisms, Cyanophyceae was predominant throughout the year. Among the Cyanophyceae, Microcystis, Anabaenopsis, Oscillatoria, Goelospherium and Merismopaedia were dominant almost throughout the year. Chlorophyceae, Protozoans and Rotifers were subdominant throughout the year. Diatoms and Desmids were rare.

The following is the list of species which were very common, and rare:—

| <i>Very Common</i> | <i>Common</i> | <i>Rare</i>    |
|--------------------|---------------|----------------|
| Oscillatoris       | Staurostrum   | Chroococcus    |
| Anabaenopsis       | Oocystis      | Ankistrodesmus |
| Microcystis        | Anabaeba      | Coelastrum     |
| Coelospherium      | Peridinium    | Scenedesmus    |
| Merismopaedia      | Trachelomonas | Synedra        |
|                    | Euglena       | Pinnularia     |
|                    | Brachionus    | Navicula       |
|                    | Coleps        | Cyclotella     |
|                    |               | Surixella      |
|                    |               | Actinospherium |
|                    |               | Bursaria       |
|                    |               | Phacus         |
|                    |               | Cosmarium      |
|                    |               | Paramoecium    |

**Chlorinated Raw Water. (Vide Statement No. III and graph II).**

The raw water reaching the Kilpauk Water Works was chlorinated with gaseous chlorine just a few minutes before reaching the sand filters and the flocculators. The dose of chlorine applied to the raw water varied from 0.6 to 1.12 p.p.m. The percentage of the first class samples (the M.P.N. of Coliforms nil in 100 ml) regard from 0 to 85.

The monthly variation in the concentration of the salient constituents of the chlorinated raw water were as given below:—

|   |     | <i>Yearly range expressed<br/>in parts per million</i> |
|---|-----|--|
| pH  | ... | 8.4 to 8.9   |
| Chlorides                                   | ... | 48 to 76   |
| Hardness                                    | ... | 71 to 92   |
| Ammoniacal Nitrogen                         | ... | 0.02 to 0.14   |
| Albuminoid Nitrogen                         | ... | 0.33 to 0.96   |
| Oxygen Absorbed (Tidy's)                    | ... | 1.54 to 4.18   |
| Iron  | ... | Trace to 0.10  |
| Turbidity                                   | ... | 13.8 to 28.0   |
| Sp. Conductance (Micromohs<br>/Cm at 25° C) | ... | 390 to 575   |

Slow sand Filters and Filtration:—(vide Statement No. IV graph No. II)

There are seventeen Sand Filters with 6' of fine sand as the filtering medium. The filters are not worked with any fixed rate of filtration. The filtrates are therefore of indifferent quality. During the year under review on an average 12 to 13 beds were in commission every day and the quantity of water strained varied from 26 to 28 million gallons a day.

On the chemical side, the quality of the filtrates were almost of the same quality as that of the chlorinated raw water. The percentage of reduction in the Tidy's figure over the corresponding figure for the chlorinated raw water varied from 0 to 12.

Bacteriologically, 0 to 10% of the samples examined showed the absence of coliform organisms in volumes of 100 ml. (M.P.N. nil in 100 ml.).

The monthly variation in concentration of some of the important constituents of the filtrates from the sand filters were as given below:—

|  |     | <i>Years range expressed in<br/>parts per million.</i> |
|--|-----|--|
| pH   | ... | 8.0 to 8.4   |
| Chlorides                                  | ... | 48 to 75   |
| Hardness                                   | ... | 72 to 91   |
| Ammoniacal Nitrogen                        | ... | 0.03 to 0.54   |
| Albuminoid Nitrogen                        | ... | 0.40 to 0.96   |
| Oxygen Absorbed                            | ... | 1.44 to 4.18   |
| Iron                                       | ... | Trace to 0.10  |
| Turbidity                                  | ... | 4.6 to 16.1  |
| Sp. Conductance<br>(Micromohs/cm at 25° C) |     | 390 to 560   |

It could be seen from the above that inspite of the application of a fairly high dose of chlorine to the raw water, feeding the sand filters, the filtrates from the beds were of poor bacteriological quality.

### Rapid Mechanical Filters (vide Statement No. VI and graph II):—

About 9.0 million gallons of chlorinated raw water was again chlorinated with a dose of 1.5 to 2.4 p.p.m. to bring down the algal load prior to alum treatment. The chlorinated raw water was treated with alum to a dose varying from 2.0 to 3.4 g.p.g. and with lime to a dose varying from 0.5 to 1.0 g.p.g., flocculated, clarified and filtered through Rapid Mechanical Filters. The quantity of the filtrates varied from 8.3 to 9.2 m.g.d.

Chemically, the quality of the filtrates obtained from the Rapid Mechanical Filters was far better than those obtained from the Slow Sand Filters. The percentage of reduction in Tidy's figure over that for the chlorinated raw water varied from 24 to 45.

On the bacteriological side 0 to 20 per cent of the samples examined showed the absence of coliform organisms in volumes of 100 ml. (M.P.N. nil in 100 ml.).

The variation in the concentration of some of the salient constituents were as given below:—

|  |     | <i>Yearly Range Expressed in<br/>parts per million</i> |
|--|-----|--|
| pH   | ... | 8.0 to 8.4   |
| Chlorides                                      | ... | 49 to 75   |
| Hardness                                       | ... | 79 to 97   |
| Ammoniacal Nitrogen                            | ... | 0.02 to 0.29   |
| Albuminoid Nitrogen                            | ... | 0.27 to 0.88   |
| Oxygen Absorbed                                | ... | 0.96 to 3.18   |
| Iron   | ... | Nil to 0.10  |
| Turbidity                                      | ... | 4.1 to 11.3  |
| Sp. Conductance<br>(Micromhos/cm at 25° C) ... |     | 410 to 590   |

### Test Tap at K.P.S. (vide Statement No. N. III and graph No. II)

The samples of water collected from the test tap at K.P.S. represented the mixture of chlorinated filtrates from the Slow Sand Filters and the Rapid Mechanical Filters. On the chemical side, the quality of the samples was the resultant of the individual quality of the filtrates from the Rapid Mechanical Filters and Slow Sand Filters owing to the blending effect.

On the bacteriological side 15 to 100 per cent of the samples collected at 11 a.m. and 5 to 100 per cent of the samples collected at 4.00 p.m. showed the absence of coliform organisms in volumes of 100 ml. (M.P.N. nil in 100 ml.). The bacteriological quality of the test tap samples conformed to the standard recommended by the Indian Council of Medical Research for treated water only during January, February, March, May and December while it fell far short of the above standard during rest of the months. This may be attributed in the presence of excessive oxidisable organic matter and other interfering substances in the filtrates from the slow sand and Rapid Gravity filters which have retarded the bactericidal effect of chlorine applied and have thereby rendered the dose of chlorine applied inadequate.

The variation in the concentration of some of the salient constituents were as given below:—

|  |     | Yearly range expressed in<br>parts per million |
|--|-----|--|
| pH.  | ... | 7.7 to 8.2                                     |
| Chlorides                                  | ... | 50 to 77                                       |
| Hardness                                   | ... | 72 to 91                                       |
| Ammoniacal Nitrogen                        | ... | 0.03 to 0.26                                   |
| Albuminoid Nitrogen                        | ... | 0.40 to 0.67                                   |
| Oxygen Absorbed                            | ... | 1.09 to 3.48                                   |
| Iron                                       | ... | Trace to 0.10                                  |
| Turbidity                                  | ... | 4.5 to 10.0                                    |
| Sp. Conductance<br>(Micromhos/cm at 25° C) | ... | 395 to 580                                     |

The City distribution system (vide Statement Nos. IX, X and XI).

The water distributed, deteriorated to a slight extent during transit through the lengths of mains. Such deterioration was more marked in Low Pressure areas and at tail ends of the distribution system. Bacteriologically 10 to 100 percent, 23 to 75 percent, and 0 to 100 per cent of the samples collected from the High pressure, low pressure, and booster areas, respectively showed the absence of coliform organisms in volumes of 100 ml. (M.P.N. nil in 100 ml.).

The variation in the concentration of some of the salient constituents of the samples of water, distributed were as given below:—

|  | Yearly range expressed in parts per million |               |               |
|--|---|---------------|---------------|
|  | H.P. areas                                  | L.P. areas    | Booster       |
| pH   | ... 7.6 to 8.2                              | 7.9 to 8.2    | 7.9 to 8.1    |
| Chlorides  | ... 51 to 78                                | 50 to 78      | 50 to 78      |
| Hardness   | ... 76 to 93                                | 70 to 91      | 72 to 92      |
| Ammoniacal<br>Nitrogen   | ... 0.02 to 0.20                            | 0.02 to 0.22  | 0.02 to 0.20  |
| Albuminoid<br>Nitrogen   | ... 0.40 to 0.48                            | 0.40 to 0.48  | 0.40 to 0.48  |
| Oxygen Absorbed.   | 0.98 to 2.50                                | 1.05 to 2.58  | 1.02 to 2.80  |
| Iron   | ... Trace to 0.20                           | Trace to 0.10 | Trace to 0.15 |
| % of samples showing<br>absence of coli-<br>form organisms in<br>100 ml (M.P.N. nil<br>in 100 ml.) | ... 10 to 100                               | 23 to 75      | 0 to 100      |

(B) The Infiltration Gallery Wells at Sembiam and Saidapet (vide statement Nos. XII, XIII and XIV):—

Water supply to Sembiam and Saidapet areas were supplemented with chlorinated well water drawn from two Infiltration gallery wells. The water from the infiltration gallery at Sembiam contained iron in suspension and at such the water was chlorinated at the Head-Works and then lime treated at the over head tank and distributed. Filtration of the treated water is desirable to hold back the precipitated iron prior to distribution.

In case of Saidapet, the water from the Infiltration gallery was of satisfactory chemical quality and as such the water was just chlorinated and distributed.

The chemical characteristics of both the water were as given below:—

|                                   |     | <i>Yearly range expressed<br/>in parts per million</i> |                 |
|-----------------------------------|-----|--|-----------------|
|                                   |     | <i>Sembiam</i>   | <i>Saidapet</i> |
| pH                                | ... | 7.0 to 8.2   | 7.2 to 8.2      |
| Chlorides                         | ... | 144 to 380   | 210 to 290      |
| Hardness                          | ... | 140 to 230   | 240 to 330      |
| Ammoniacal Nitrogen               | ... | Nil to 0.12  | Nil to 0.04     |
| Albuminoid Nitrogen               | ... | Nil to 0.04  | Nil to 0.04     |
| Oxygen Absorbed                   | ... | 0.14 to 0.08   | 0.08 to 0.60    |
| Iron                              | ... | 0.10 to 0.80   | Tr. to 0.30     |
| Total Solids                      | ... | 400 to 980   | 630 to 840      |
| M.P.N. of Coliforms<br>in 100 ml. | ... | 0 to infinite  | 0 to infinite   |

The monthly average of percentage of samples showing absence of coliform organisms in 100 ml (M.P.N. nil in 100 ml.) was 78 for Sembiam distribution system and 58 for Saidapet distribution system.

(C) The Shallow Wells Supply in some of the out lying areas and in poorly served areas of the City (vide Statement No. XV).

The Shallow Well located at Ganapathy Colony (Guindy) served to supplement the Red Hills water supply to Guindy. The water drawn from the well was just chlorinated and distributed. The wells located at Urur Village and Kottur Village served as source of water supply to Adyar area. The wells in United India Colony, Puliur (Kodambakkam), Nagappier street (Triplicane), Chellapillayar Koil Street (Triplicane) two wells on the shores of marina (Triplicane), Solayappan street (Washermanpet) and in T.H Road (near Tower clock) served as source of water supply to Kodambakkam, Triplicane and Washermanpet areas. The wells in Cherian Nagar, Market Farm and the one opposite to I.D. Hospital served to supplement the water supply to Tondiarpet area. The well in Naduvakkarai served to supplement the water supply to Naduvakkarai area. The water pumped from the above wells were chlorinated and distributed.

All the shallow wells with the exception of those at United India Colony, Puliur (Kodambakkam), Ganapathy Colony (Guindy), I.D. Hospital, Market Farm, T.H. Road, (Tower clock), Solayappan Street, Kottur, and at Naduvakkarai, yielded water of satisfactory chemical quality.

Sterilisation of Water Mains (vide Statement No. XVI).

During the year under review, the newly laid 21" water main for feeding the Madras Port Trust was scoured and sterilised before putting the main into commission. This was done by placing both the chlorine injectors on the job. Routine sterilisation of the old mains was also carried out, but not to the extent done during the year before last, due to interruption on account of complaints regarding the prevalence of leeches and worms in the distributed water and sporadic outbreak of Cholera in the City, when, the two plants had to be engaged for eradication of worms and leeches and for sterilisation of water mains which read the cholera affected areas. In all 19.2 K.M. of water mains were sterilised during the year.

In the course of investigation over the complaints, received from the public regarding prevalence of leeches and worms in the distributed water, it was observed that the water mains in such localities could not be scoured effectively either due to lack of adequate pressure in the main or due to lack of fire hydrants and scour valves in good working condition. So wherever defective fire hydrants and scour valves were noticed the W.W.D. was intimated and advised to rectify the defects and restore them to working condition.

*Effects of Sterilisation:*

Brown, flocculent, soft deposits were dislodged from the sterilised portion of the mains, when scoured on the following day. The deposits consisted mainly of ferric oxide, organic matter and iron bacterium (*Sidero Capsa Sp* and *Leptothrix Ochraceae*). There was an increase in the iron content immediately after sterilisation, followed by a reduction thereafter.

During the year under review samples received from the private parties for purposes of evaluating their suitability for either potability or industrial uses amounted to 187 as against 264 received during last year. The fees realised on such analysis worked out to Rs. 1,870. The demand for collection of still more samples from Madras Harbour, we are unable to satisfy for want of analytical staff and transport facilities.

## 1. ASHOK VIHAR

Ashok Vihar, Health and Recreation Centre was started on 29-5-1948 by the Corporation of Madras. It rendered socio-medical and recreation services to low income group families residing close to the vicinity of the Centre. From 1952 personal in the medical nursing and social fields started using the Centre to study and train themselves in socio-medical work. From 1956 the Centre's staff was entrusted with additional work viz., expansion of the maternity and out-patient section to serve the member families and the local public. Hence the work of the centre comprised of the following services.

1. Service to member families.
2. Service to local public.
3. Service to personal to the medical, nursery and social fields.

### 1. Service to member families :

Families of low income group with a maximum monthly income of Rs. 150/- residing at a walking distance from the Centre were enrolled as members on a token payment of 6 paise per month per family.

The object of the centre was to help and guide the families and cultivate healthy habits so that they may not undermine their health through unnecessary diseases.

The following services have rendered to the member families.—

- (a) Periodic health check up of every member of the family once a year.
- (b) Periodic immunization against common preventable infectious diseases.
- (c) Health Education.
- (d) Recreation.
- (e) Social Education.
- (f) Home Visits.
- (g) Dispensary Service.
- (h) Maternity Service.
- (i) Family Planning Service.
- (j) Service to children of working mothers—viz., creche.
- (k) Teaching of handicrafts.

### Particulars of Families :

|  |     |     |
|--|-----|-----|
| Total No. of families on rolls on 1-1-1965   | ... | 249 |
| Total No. of families enrolled in 1965       | ... | 37  |
| Total No. of families removed in 1965        | ... | 40  |
| Total No. of families on rolls on 31-12-1965 | ... | 246 |

A sum of Rs. 140.90 was collected by way of membership fees from these families during the year.

### 1. Monthly Income Families

| Income          | unemployed | Under Rs. 50/- | Rs. 51-100 | Rs. 101-150 | over 150 |
|-----------------|------------|----------------|------------|-------------|----------|
| No. of families | 12         | 48             | 81         | 73          | 32       |

# **SECTION-G**

**RECREATION AND COMMUNITY CENTRES**



SECTION-G

RECREATION AND COMMUNITY CENTRES

## 2. Year of enrollment

| Year            | 48 | 49 | 50 | 51 | 52 | 53 | 54 | 55 | 56 | 57 | 58 | 59 | 60 | 61 | 62 | 63 | 64 | 65 |
|-----------------|----|----|----|----|----|----|----|----|----|----|----|----|----|----|----|----|----|----|
| No. of families | 15 | 6  | 8  | 4  | 11 | 2  | 16 | 17 | 10 | 12 | 14 | 7  | 4  | 15 | 4  | 20 | 43 | 38 |

## 3. Caste

| Caste           | Harijans | Hindus | Christians | Muslims | Anglo-Indians |
|-----------------|----------|--------|------------|---------|---------------|
| No. of families | 98       | 104    | 15         | 21      | 8             |

## 4. Residence

| Residence       | Periamet | Periamet Slum | Chintadri-pet | Chintadri-pet Slum | Choolai | Choolai Slum | Otteri areas | Otteri Slums |
|-----------------|----------|---------------|---------------|--------------------|---------|--------------|--------------|--------------|
| No. of families | 36       | 74            | 9             | 30                 | 59      | 6            | 15           | 17           |

## 5. Children per Family

| No. of Children | Nil | 1  | 2  | 3  | 4  | 5  | 6  | 7 | 8 | 9 | 10  | 11 | 12  |
|-----------------|-----|----|----|----|----|----|----|---|---|---|-----|----|-----|
| No. of families | 8   | 37 | 61 | 46 | 45 | 25 | 13 | 6 | 1 | 3 | ... | 1  | ... |

Average children per family—3

## 6. Nature of Work

| Nature of work  | Unskill-<br>ed labour | Skilled<br>labour | Trade | Clerical | Teaching | Priests | Pensioners |
|-----------------|-----------------------|-------------------|-------|----------|----------|---------|------------|
| No. of families | 101                   | 74                | 24    | 19       | 5        | 2       | 9          |

## Health Services Preventive:

(a) Periodic Health check up :—Members of families were given periodical health check up once a year and assess the individuals health and diagnose diseases at their early stages. Persons who revealed early diseases were investigated and treated appropriately.

391 general check-up were done during the year. 251 persons were re-examined of which 182 persons recorded increase in weight. 51 disease and 18 stationary weight—4 members are continuing treatment for pulmonary tuberculosis in the T. B. Clinics. 2 others are inpatients in T. B. Sanatorium. 9 cases of primary complex were treated at the centre.

Diseases commonly noted among these members were due to nutritional deficiency and lack of personal domestic and environmental hygienic. 702 pathological investigations were done of which 350 were pathological. 187 persons were referred to various Government and T. B. Clinics.

(b) Periodic Immunization : All the members have been vaccinated against Small-Pox. Children of the member families were given triple antigen

against Diphtheria, whooping cough and tetanus. Manteaux test was also done for all the children and whenever the reaction to be strong positive, further investigations were made and treatment given. For manteaux negative cases P.C.G. was given.

**(c) Health Education :**

Health education was imported through talks to individuals and groups. Demonstrations were held on personal hygienic and nutrition. Health visitors trainers from the Government Health School and Balasevikas took achieve interest in this health education.

Films on health and social education could not be screened for the 2nd year in succession for want of a projecting screen.

**(d) Recreation :**

Recreational activities both indoor and outdoor were provided for all age groups and both sexes. Volley ball and Badminton were the chief outdoor games. Table Tennis, Carroms, Boxing and Weight lifting were the main indoor games. The dramatic group were busy through out the year and they put up dramas.

Recreation is not only a body and mind building actually but it had kept the youth from taking to anti-social activities and it enabled the youth to obtain jobs through their recreational talents.

**Handicrafts :**

16 women were taught the use of the sewing machine. 2 women purchased a machine each on payment of cash. 5 women brought a machine each on hire purchase system and 7 women purchased 2nd hand sewing machines. During the year 1,505 garments were stitched by the members. 22 garments belonging to the creche were mended. Crochet, embroidery work, rag doll making and paper flower cutting were also taught.

As many women members are interested in learning sewing one more machine is very badly requested to the centre.

**Personal Hygiene:**

Members who lacked water facilities in their homes took advantage of the water facilities pointed at the centre. They washed their clothes and took baths daily. Free soap was provided.

**Home Visitors:**

148 visits were made by the social worker to the homes of the member families. The doctors could only make less than 100 visits during the year as they had to take turns in engaging themselves in the outpatient work both in the mornings and afternoons. The welfare organiser for the men and boys section was retired from service 4 years back and yet another organiser have to be posted.

The object of home visiting was to foster good relationship between the worker and the families so that the families would develop a greater confidence on the worker and carry out the advice given by the worker. Together with this the follow up work of infants, pregnant mothers, the sick and the convalescing were also done. In addition home visits enabled the worker

to study the socio-economic and environmental condition of the families, and with the data obtained a dose was given to them to maintain health and prevent diseases.

### Creche :

The creche or the Day Nursery attached to the centre looked after children between the ages of 3 months and 6 years of working class or chronically ill mother. The sense was extended to widowers with children. The children were brought to the centre at 7-30 A.M. and taken back home between 4 and 5 P.M. The creche was closed on Fridays and Government holidays.

### Work of the Creche :

1. *Personnal Hygiene* : Children on their arrival in the mornings were given baths and a change of dress. Attention to their nails, hairs and skin were also given.

2. *Nutrition* : Children under 1 year were given cow's milk 3 times during the day and other were given conjee in the mornings, rice vegetable and dhall during the midday and bread and cow's milk in the afternoon. Sometimes during the midday butter milk was provided. Each child in addition receives one egg and a plaintain weekly.

3. *Education* : Nursery equipments were provided and a trained nursery teacher imparted nursery education to children between the ages 3 and 6 years.

4. *Recreation* : The children have been provided with play things to be played in-doors but an out-door play ground with equipments for this age group has not been provided so fas in spite of repeated requests.

5. *Medical aid* : On the arrival of children in the mornings every day, the midwife in charge inspected the children. At these whom she suspected to be ill were shown to the doctor. Once a month a health check up was done to each chiid. Children with minor ailments were treated at the centre's dispensary.

### 6. Immunization :

#### 1. Vaccination against Small-Pox

|           |     |    |
|-----------|-----|----|
| Primary   | ... | 2  |
| Secondary | ... | 23 |

#### 2. T. A. B.

|         |     |    |
|---------|-----|----|
| I dose  | ... | 39 |
| II dose | ... | 39 |

#### 3. Triple antigen

|          |     |    |
|----------|-----|----|
| I dose   | ... | 27 |
| II dose  | ... | 24 |
| III dose | ... | 16 |

#### 4. Manteaux test

|                   |     |    |
|-------------------|-----|----|
| Manteaux test     | ... | 14 |
| Manteaux positive | ... | 11 |
| B.C.G. given      | ... | 3  |

**Attendance :**

|  |     |    |
|--|-----|----|
| No. of children on rolls on 1-1-1965     | ... | 43 |
| No. of children admitted during the year | ... | 41 |
| No. of children removed during the year  | ... | 39 |
| No. of children on rolls on 31-12-1965   | ... | 45 |

Average daily attendance 41. 13 children were admitted in elementary schools after the completion of their 6th year.

**Health Check-up :**

482 general check-up were done Respiratory and skin diseases were more predominant in this group. The younger children showed deficiency diseases with worm infestations. 10 children underwent treatment for primary complex and one had congenital heart disease. 10 children suspected from measles. 63 dental check-up were done.

**Laboratory Investigation :**

|                      |         |     |    |
|----------------------|---------|-----|----|
| Blood :              | Total   | ... | 37 |
| High WBC count       |         | ... | 25 |
| High Eosinophilia    |         | ... | 18 |
| High Polymorph Count |         | ... | 1  |
| Motion :             | Total : | ... | 29 |
| Round worm ova       |         | ... | 23 |
| Giardiasis           |         | ... | 3  |

One child died of Diarrhoea. This could have been avoided if the mother had taken some interest in the child's health.

**Maternity Services :**

14 members delivered normal babies at the centre's maternity home.

**Family Planning :**

26 women attended the family planning clinic and took aids.

**II. Curative Health Services :**

Minor ailments and injuries were treated at the centre's dispensary. Major ailments were referred to the Government Hospitals for treatment or admission as an inpatient.

The following operations were arranged at the Government hospitals:  
Vasectomy 2, Inguinal Harnia 2, Hydrocel 1, Appendicetomy 1,  
Gastrojejunostomy 1, Removal of junior rt. thigh 1.

**III. Social Activities :**

Republic day and Independence day were celebrated by flag hoisting and distribution of sweets to children.

On the Tamil New year's day the department of Animal Husbandary distributed milk to about 1,500 children.

Navarathri was celebrated with display of dolls. The children took part in music and dancing in the evenings.

Ayuda Pooja was celebrated with prayer and distribution of aval and cocoanuts to children.

*Marriages* : 4 members got married during this year.

|          |              |     |   |
|----------|--------------|-----|---|
| Deaths : | Total        | ... | 2 |
|          | Under 1 year | ... | 1 |
|          | Adult        | ... | 1 |

**Cause of death :**

|                   |     |   |
|-------------------|-----|---|
| Chronic dianthica | ... | 1 |
| Pyrexia           | ... | 1 |

*Jobs* : One girl member got a job in the Industrial Estate, Guindy. 4 members were provided with temporary jobs in N.M.E.P. 6 members were provided with temporary jobs in the Park Fair Exhibition.

*Milk Distribution*: A total of 1, 214 lbs. of milk powder was used to distribute skimmed milk to the following.

|                           |     |    |
|---------------------------|-----|----|
| Children under 6 years    | ... | 15 |
| Children above 6 years    | ... | 33 |
| Expectant mothers         | ... | 5  |
| Nursing mothers           | ... | 7  |
| Sick and the convalescing | ... | 7  |

#### **Multipurpose Food Demonstration :**

Personal from the Food and Agricultural Department of the Government of India demonstrated the preparation of snacks from multi-purpose food.

#### **II Service to the Local Public :**

(a) *Dispensary Services* : A total of 83,663 persons received medicines from the centre's dispensary.

|                             |     |        |
|-----------------------------|-----|--------|
| Health Centre               | ... | 58,247 |
| Maternity Section           | ... | 10,366 |
| Peripheral Pediatric Clinic | ... | 15,050 |

|   |     |       |
|---|-----|-------|
| (b) Triple Vaccine : Total No. of children    | ... | 4,555 |
| No. of children who received one injection    | ... | 2,391 |
| No. of children who received two injections   | ... | 1,525 |
| No. of children who received three injections | ... | 639   |

## (c) Peripheral Wing of the Government Paediatrics clinic :

|                    |     |        |
|--------------------|-----|--------|
| Clinic : New cases | ... | 796    |
| Old cases          | ... | 14,254 |
| Total              | ... | 15,050 |

**Laboratory investigations :** 402

|                | Old           | New          | Total        |       |
|----------------|---------------|--------------|--------------|-------|
| Group teaching | 406           | 340          | 746          |       |
| Homes visits   | 345           | 154          | 499          |       |
|                | one injection | 2 injections | 3 injections | Total |
| Triple Antigen | 100           | 200          | 198          | 498   |

## (d) Maternity Service :

|  |     |              |
|--|-----|--------------|
| No. of ante-natal examination done at Ashok Vihar        | ... | 488          |
| No. of deliveries conducted at the centre                | ... | 729          |
| No. of deliveries conducted at home by centre's midwives | ... | 54           |
| No. of deliveries conducted at home untrained persons    | ... | 10           |
| No. of deliveries conducted at Government Hospitals      | ... | 20           |
|  |     | <u>1,301</u> |

**Diseases noted during anti-natal examinations :**

|                       |     |     |
|-----------------------|-----|-----|
| Hypertension          | ... | 10  |
| Anaemias              | ... | 18  |
| Bit Deficiencies      | ... | 21  |
| Asthria               | ... | 1   |
| Skin diseases         | ... | 2   |
| Dysphesia             | ... | 2   |
| Maternal Mortality    | ... | Nil |
| Infant mortality rate | ... | 86  |

There were 7 pre-nature children, 3 macerted foetus, 2 Twins and one still birth.

## (e) Family Planning Clinic :

|                                    |     |       |
|------------------------------------|-----|-------|
| No. of mothers advised in general  | ... | 3,040 |
| No. of mothers adopted the methods | ... | 302   |

**Types of method :**

|                           |     |     |
|---------------------------|-----|-----|
| 1. Foam Tablets           | ... | 171 |
| 2. Sheaths                | ... | 126 |
| 3. Loop                   | ... | 1   |
| 4. Puerperal Herilization | ... | 4   |

**III. Service to personnal in the medical, nurshing and social fields :**

The 4th and final year students of the Madras Medical College were given placement with 2 families per batch of 2 or 3 students. These batches visited the homes of families studied their home, environmental, economic and social conditions and recorded in their books. They advised them on matters pertaining to health and helped them to get the necessary treatment for their ailments in the Government General Hospital.

Student Nurses from the General Hospital were given Public health training. Health visitors from the Government Health School were taught and trained for a month. Five batches of Bala Sevika trainees from Balamandir were given training for 2 weeks each. The 6th form girls of Kalyanam Girls High School, Chintadripet continued to make weekly visits in batches of four to the creche to study the working of the creche.

A batch of students from the Seva Samajam Girls Home were trained in house Keeping.

Lecture of positive Health was given to six batches of trainees from the Orientation Training Centre, Poonamallee.

The following visited the centre. They were given a lecture on the working of the centre and taken round the institution.

(1) Final years students of Madras Medical College, Stanley medical, Kilpauk medical, Vellore medical, Madurai medical, Chingleput medical, Mysore medical and Bangalore medical colleges.

(2) Sister Tutors from Government General Hospital, Christian Medical College, Vellore, Women and Children Hospital, Egmore.

(3) Students appearing for D.M.C.W. Examination.

(4) Nursing administration undergoing training in New Delhi.

(5) D.P.H. Students from Hyderabad.

(6) Students of social work from Hyderabad.

(7) Students of Balar Kabi Nilayam, Madras.

(8) Trainees from Orientation Training Centre, Poonamallee.

(9) Students of Home Science from the Queen Mary's College Madras.

**Gifts, Grants and Donations :**

1. The State Government was pleased to grant a sum of Rs. 10,000.
2. Out of the interest accrued on the donation of Rs. 1,000/- made by Sow. Neelambal Sisu Samrakshna Ksheera Dharma Endowment Milk was supplied to the children in the creche.
3. Mrs. Kandaswamy of Vepery distributed 6 pairs of half pants and shirts to six deserving boys in the creche. A bun and a plantain were also distributed to all the children in the creche.
4. The British Information Service continued to supply back numbers of periodicals both in English and Tamil for use among the members of Ashok Vihar. The authorities of the Corporation of Madras, the staff and the members of Ashok Vihar are thankful to the above.

**Staff of Ashok Vihar**

|                           |                                 |
|---------------------------|---------------------------------|
| 1. Director               | Dr. P. S. Sambandam             |
| 2. Asst. Director         | Dr. Mrs. A. Abraham             |
| 3. Hony. specialists      | Dr. C. S. Raman, Dental Surgeon |
| 4. Welfare organiser      | Mrs. Mangalam Sathya Karayana   |
| 5. Hony. Social worker    | Sri. Sathyanarayana             |
| 6. Office Clerk           | Sri. Govardhan                  |
| 7. Staff Nurse            | Mrs. J. Williams                |
| 8. Midwives               | Three                           |
| 9. Nursary school teacher | One                             |
| 10. Peons                 | Three                           |
| 11. M. W. A.              | One                             |
| 12. F. W. A.              | Three                           |
| 13. Gardeners             | Two                             |
| 14. Watchmen              | Three (From July 1965 only 2)   |
| 15. Sweepers              | Two                             |
| 16. Scavengers            | Four                            |
| 17. Dhoby                 | One                             |
| 18. El. Lascar            | One                             |

**2. COMMUNITY CENTRES**

The Health Department continued to maintain the Community Centres constructed in the year 1961 at St. Xavier Street and in the year 1963 at Dr. Besant Nagar, during the year under review. During the year 138 and 111 functions were performed at Seven Wells Centre and Dr. Besant Nagar (Bogipalayam) Centre respectively as detailed here under.

| S. No. | Name of function        | Functions conducted at |                  |
|--------|-------------------------|------------------------|------------------|
|        |                         | Seven Wells            | Dr. Besant Nagar |
| 1      | Marriages               | 83                     | 84               |
| 2      | Dinners                 | 14                     | 9                |
| 3      | Puberty ceremonies      | 15                     | 4                |
| 4      | Ear boaring ceremonies  | 11                     | 7                |
| 5      | Betrothal               | 6                      | 4                |
| 6      | Seemantham              | 6                      | 1                |
| 7      | Birth Days and Cradling | 1                      | -                |
| 8      | Sunet Marriage          | 2                      | 2                |
|        |                         | 138                    | 111              |

As both the Centres gained much popularity and as there is great demand from all quarters of the City, action has already been taken to construct Community Centres at the following places :—

| Division No. | Location of the proposal Community Centre |
|--------------|---|
| 41           | Sundara Raja Perumal Koil Street, Sembium |
| 53           | Meenambal Sivaraj Nagar                   |
| 65           | Chintadripet                              |
| 77           | Meersahibpet, Triplicane                  |
| 94           | Giriappa Road, T. Nagar.                  |

The construction of Community Centres at Meenambal Sivaraj Nagar, Chetput, Meersahibpet, Triplicane and Giriappa Road, T. Nagar was all most completed and they will be opened shortly for public use.

## CHILD WELFARE SCHEME

The Child Welfare Scheme continued to serve the expectant and Nursing Mothers during the year under report. At the beginning of the year there were 46 Centres. During the year under review one more Warded Centre was opened in Division No. 51, Shenoy Nagar, bringing the total number of Child Welfare Centres to 47. The number of Warded Centres rose to 26 with a bed strength of 346. During the year under report there was a marked decrease in the Maternal and infantile Mortality rates; the rates being 0.68 and 82.89 as against 0.76 and 83.46 during the year 1964.

*Staff*:—Dr. (Mrs.) V. S. Krishnaswamy, M.B.B.S., D.M.C.W. (Cal.), C.P.H. (Lond.) continued in the office of Lady Superintendent, Child Welfare Scheme. There were 34 Assistant Surgeons, 62 Health Visitors, 10 General Trained Nurses, 282 Midwives and 26 Pharmacists.

*Pre-Natal Clinics*:—The Assistant Surgeons conducted Pre-natal Clinics in all the Centres regularly thrice a week. At these Clinics, the expectant mothers were given thorough medical check-up on their first visit and thereafter examined once a week or a fortnight as the cases required. Expectant mothers numbering 32,985 who attended the clinics were given medical advice and treatment by the Assistant Surgeons as against 31,907 for the previous year. These cases derived immense benefit from the advice and treatment given.

Serological Examination of blood of Ante-natal cases was conducted in all the Warded Centres. Treatment of positive cases was done free of cost. A statement is furnished below:—

| Total No. of blood samples examined | No. of positive cases | No. of positive cases that took full course of treatment | No. of positive cases that took partial treatment | No. of positive cases that did not turn up in spite of persuasion |
|-------------------------------------|-----------------------|--|---|---|
| 17,267                              | 614                   | 324  | 14  | 276   |

*Maternity Service*:—Out of the total number of 81,402 City births during the year, 27,946 labour cases came under the care and observation of the Scheme as against 27,677 of the previous year. The births conducted in the Wards during the year were 18,384 as against 17,373 of the previous year. There is a growing desire among public to avail institutional service. The number of Home Visits made by Midwives were 1,84,876, by Health Visitors 1,90,191 and by Assistant Surgeons 26,057. Among the births that came under the care of the Child Welfare Scheme there were 210 twins and 1 triplet; 264 Still Birth and 218 Macerated.

*Ambulance Service*:—Though there were five Ambulance Vans only 3 were in actual use and the other two were under constant repairs. During the year under report 2,314 cases requiring hospitalisation were transported in these Vans to the various Government Maternity Hospitals in the City.

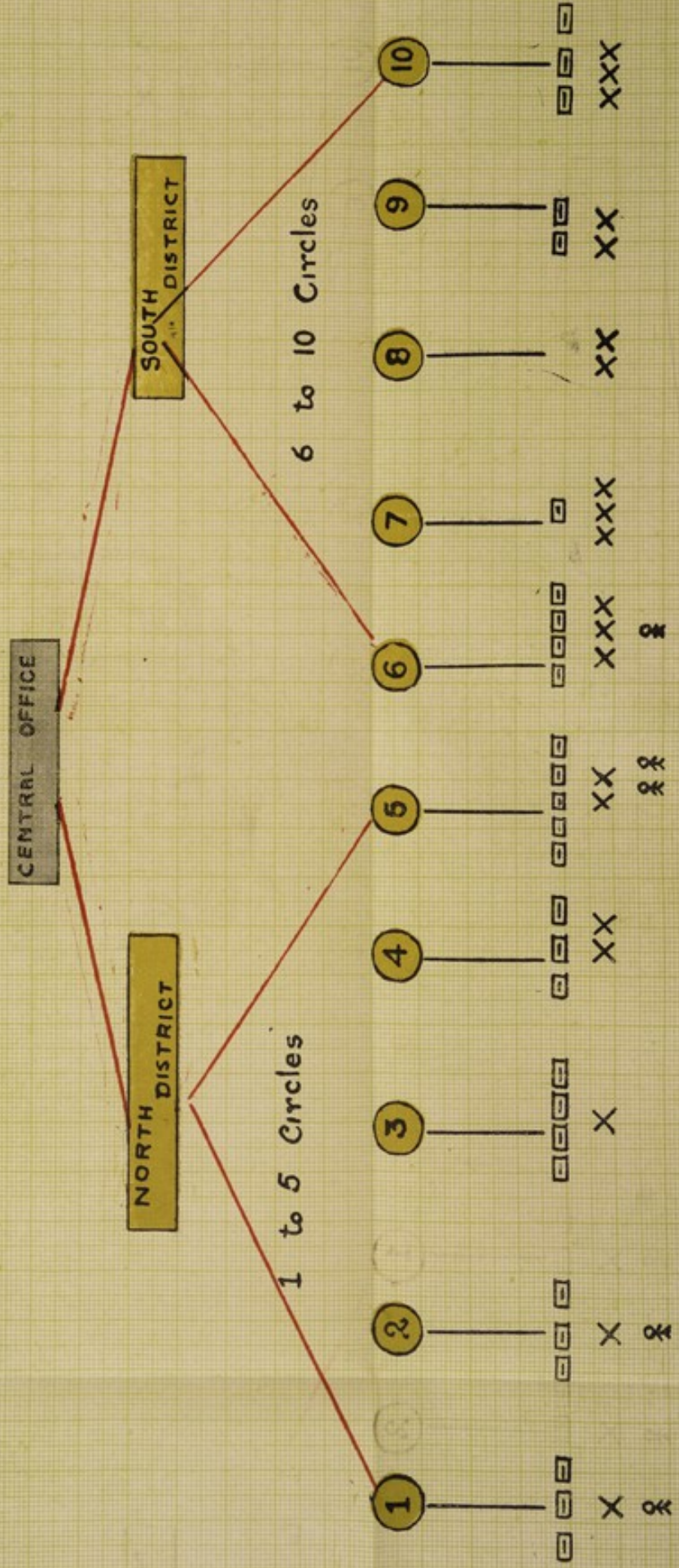
*Neo-Natal Vaccination*:—During the year under report a beginning was made to vaccinate the babies born under the care of the Child Welfare Scheme by the Staff of Child Welfare Scheme. 602 New born babies were vaccinated against Small-pox in various Child Welfare Centres.

Immunisation against Diphtheria, Whooping cough and Tetanus with Triple Antigen was carried out at all the Centres and 1,985 children received full treatment.

CORPORATION OF MADRAS

CHILD WELFARE CENTRES OF THE CITY

□ WARD CENTRES  
 X SUB CENTRES  
 & CRECHS



2 to 10 Circles

1 to 2 Circles

МОНА ДИРЕКЦІА

ДИРЕКЦІА МОНА


СЕРТИФІКАТ

СКИД МЕТРЕ СЕРТИКАТОВ НА МІСЦЕ

СЕРТИФІКАТ НА МІСЦЕ

✓ СВЕЧА  
X 200 СЕРТИКАТ  
☐ МОНА ДИРЕКЦІА

## Child Welfare Scheme




View of Child Welfare Centre Newly opened at Shenoy Nagar  
on 21-8-1965



*Child Welfare Scheme*



Maternity ward Attached to Shenoy Nagar Child Welfare Centre  
opened on 21-8-1965



# **SECTION-H**

**CARE OF THE MOTHER AND CHILDREN**

SECTION-H

CARE OF THE MOTHER AND CHILDREN

*Eradication of Malaria* :—Under the National Malaria Eradication Programme, blood smears were taken at Centres from all mothers with history of fever. The number of smears examined during the year were 1,324. On examination none of these was positive for Malaria.

*Out-Patient Clinic* :—The Assistant Surgeons conducted Out-patients Clinics in all the Centres. At these clinics Infants, Pre-school children, Expectant Mothers and Nursing Mothers were examined and treated for minor ailments—50,613 Infants, 19,092 Pre-school children, 33,440 Expectant Mothers and 61,555 Nursing Mothers represent the new cases that were treated and advised. The total attendance was 4,49,400 inclusive of 2,84,700 old cases.

*Free Milk Distribution* :—Cow's milk was continued to be supplied to ill-nourished Infants and Toddlers free of cost in all the Child Welfare Centres.

*Maternal Mortality* :—Out of 27,946 labour cases that came under the care and observation of the Child Welfare Scheme there were 19 cases of Mortality as against 21 cases among the 27,677 cases of labour conducted during the year 1964. Particulars are given below :—

| Institution              | Death during |      |
|--------------------------|--------------|------|
|                          | 1964         | 1965 |
| Child Welfare Scheme ... | 1            | 1    |
| Hospitals ...            | 19           | 1    |
| Private Doctors ...      | 1            | 15   |
| Vaidian ...              | ...          | 2    |
|                          | 21           | 19   |

The rate of Maternal Mortality worked out at 0.68 per mille in 1965 as against 0.76 per mille in the previous year.

*Infant Mortality* :—There has been a light increase in the number of Still Births, Macerated and dead born the total being 559 for 1965 against 523 during 1964 while the number of Infants born for these years were 27,946 and 27,677 respectively. The number of Infants kept under observation during the first year of life in 1965 was 27,146 against 25,717 of the previous year. The mortality among live births of 1964, during the year was 2,250 against 2,145 of the previous year. The whereabouts of 2,810 Children could not be traced. The Infant Mortality rate worked out to 82.89 per mille for the year 1965 against 83.46 per mille for the year 1964.

*Maintenance of Creches* : For the benefit of working class parents with a combined income of less than Rs. 50/- four Creches were maintained. The working Mothers left their children at the Creches in the morning and took them back on their return from work. During their stay at the Creches the children were given bath, fresh and clean clothing and nourishing food. They attended Nursery classes where action songs, story telling and prayer formed part of the programme and played indoor and out-door games. Their minor ailments were attended to by the Assistant Surgeons. The benefits of these Creches are extended to employees of the Corporation whose monthly income does not exceed Rs. 300/- P. M. The average daily attendance of children at the Grace Garden, Ammen Koil (North), Perumalpet and Chetpet Creches were 23, 18, 24 and 10 respectively.

*Propaganda* : Special attention was continued to be bestowed on the preventive aspects and mothers were educated in matters relating to Mother-Craft, Child Care, General Hygiene and prevention of disease. Particulars of the Clinics conducted are shown below:—

|                                       | <i>No. conducted</i> | <i>Attendance</i> |
|---------------------------------------|----------------------|-------------------|
| Mother-Craft Classes held once weekly | 3,538                | 35,098            |
| Well Baby Clinics held twice weekly   | 3,282                | 21,176            |
| Group Talks held twice weekly         | 6,523                | 60,420            |

The Guild of Service carried out an intensive programme of Demonstration on Nutrition and Wheat throughout the year. Periodical, Demonstrations on the ways and means for inexpensive food preparations were given. The mothers were benefitted by these demonstration to a great extent. In addition, the Nutrition Department attached to Food Ministry, Government of India also gave demonstration on Nutrition value of food.

*Baby Show* : The Annual Baby Show and Competition was conducted during the year in co-operation with the Indian Council for Child Welfare. The Competition was open only to children of low income group. The total number of children who competed from all the Child Welfare Centers was 879. The competing children were divided into 3 age groups, viz., 1 to 4 months, 5 to 8 months and 9 to 12 months. First, Second and Third prizes were awarded to three winning children in each of the three age groups by the Indian Council for Child Welfare besides the distribution of cloth bits measuring one metre each to all the runnership numbering 96 by the Corporation of Madras. A notable feature of this year Exhibition was that many firms dealing with medicines participated in the Exhibition and they were good enough to distribute their products which were of use to Infants free of cost to all the participants in the Semi-Finals and Finals and the average weights are furnished.

|                          | 1964<br><i>Lbs. Ozs.</i> | 1965<br><i>Lbs. Ozs.</i> |
|--------------------------|--------------------------|--------------------------|
| I Group 1 to 4 Months    | 12.75                    | 13.00                    |
| II Group 5 to 8 Months   | 17.33                    | 17.22                    |
| III Group 9 to 12 Months | 18.75                    | 19.06                    |

#### FAMILY PLANNING SCHEME

The Intensive Family Planning Scheme sponsored by the Government of Madras and implemented by the Corporation continued to function during the year 1965. The entire expenditure on the Intensive Family Planning Scheme has to be reimbursed by the Government.

The achievements on the working of the Scheme are detailed below with corresponding figures of the previous year.

The No. of house visits during 1965 were 80,963 as against 1,00,376 during the year 1964. The decline is due to the fact that the Staff Nurses were taken back to their parental institution. Further appointment of staff were not made to fill in the vacancies so caused.

The No. of mothers contacted at house visits as well as in Clinics conducted by the Scheme was 1,23,629. There is an increase in the total No. of mothers contacted this year.

Similarly the No. of Vasectomy went up to 240 while Salpingectomy also reached 496 as against 89 and 355 respectively during previous year.

Due to the contraceptive appliances were not received in time and there had been certain difficulties encountered in the purchase of contraceptive appliances there had been practically no distribution of contraceptive appliances. However this year arrangements were made to place indents to the Medical Stores for the requirements.

The Scheme has participated in the Exhibition held at Congress Ground during 1964-65 and the visitors were advised the necessity for Family Planning and the various methods.

| House visits |          |
|--------------|----------|
| 1964         | 1,00,376 |
| 1965         | 80,963   |
| Total        | 1,81,339 |

| Mothers contacted |          |
|-------------------|----------|
| 1964              | 1,00,376 |
| 1965              | 1,23,629 |
| Total             | 2,24,005 |

There were many cases of ... and ... during the year.

Table II

| Age Group | 1964     | 1965     |
|-----------|----------|----------|
| Below 15  | 10       | 15       |
| 15 to 20  | 20       | 30       |
| 20 to 25  | 30       | 40       |
| 25 to 30  | 40       | 50       |
| 30 to 35  | 50       | 60       |
| 35 to 40  | 60       | 70       |
| 40 to 45  | 70       | 80       |
| 45 to 50  | 80       | 90       |
| 50 to 55  | 90       | 100      |
| 55 to 60  | 100      | 110      |
| 60 to 65  | 110      | 120      |
| 65 to 70  | 120      | 130      |
| 70 to 75  | 130      | 140      |
| 75 to 80  | 140      | 150      |
| 80 to 85  | 150      | 160      |
| 85 to 90  | 160      | 170      |
| 90 to 95  | 170      | 180      |
| 95 to 100 | 180      | 190      |
| Total     | 1,00,376 | 1,23,629 |

## 1. SPECIAL HOME

The year began with a strength of 119 inmates (92 Males and 27 Females) on 1-1-1965 and ended with a strength of 144 inmates (114 males and 30 females) on 31-12-1965. During the year there were 498 admissions, Committed to the Home. The details are given below :

Table I

|                       |     | Male | Female | Total |
|-----------------------|-----|------|--------|-------|
| Strength on 1-1-65    | ... | 92   | 27     | 119   |
| Admission during 1965 | ... | 405  | 93     | 498   |
| Total                 | ... | 497  | 120    | 617   |

*Disposals :*

|                        |     |     |       |       |
|------------------------|-----|-----|-------|-------|
| Discharges             | ... | 227 | 39    | 266   |
| Releases               | ... | 98  | 41    | 139   |
| Deaths                 | ... | 6   | 1     | 7     |
| Escapes                | ... | 47  | 3     | 50    |
| Hospital admissions    | ... | 5   | 6     | 11    |
| Total Disposals        | ... | 383 | + 90  | = 473 |
| Total During the year  | ... | 497 | + 120 | = 617 |
| Total Disposals        | ... | 383 | + 90  | = 473 |
| Strength on 31-12-1965 | ... | 114 | + 30  | = 144 |

There were more number of discharges and most of them were in improved health than during admission.

Table II

*Admission according to age :*

|                |     |     |
|----------------|-----|-----|
| Below 20 years | ... | 44  |
| 21 to 30 "     | ... | 101 |
| 31 to 40 "     | ... | 67  |
| 41 to 50 "     | ... | 145 |
| 51 to 60 "     | ... | 95  |
| 61 to 70 "     | ... | 29  |
| 71 to 80 "     | ... | 14  |
| 81 to 90 "     | ... | 3   |
| Total          | ... | 498 |

## **SECTION-I**

**CARE OF THE OLD INFIRM AND DESTITUTE**

SECTION-1

CARE OF THE OLD INFIRM AND DESTITUTE

There were liberal supply of drugs and special drugs for the inmates. The inmates were sent to City Hospitals for special treatment only. There were no cases of Acute infectious diseases, as the inmates were innoculated against Cholera and vaccinated against Small-Pox at the time of admission.

**Table III***Admission to City Hospitals :*

|                                   |     |           |
|-----------------------------------|-----|-----------|
| 1. Infectious Diseases Hospital   | ... | 2         |
| 2. Government General Hospital    | ... | 5         |
| 3. Government Stanley Hospital    | ... | 1         |
| 4. Government Royapettah Hospital | ... | 1         |
| 5. Kasturba Gandhi Hospital       | ... | 2         |
| Total                             | ... | <u>11</u> |

**Table IV***Cause of death is given below :*

|                               | <i>Male</i> | <i>Female</i> | <i>Total</i> |
|-------------------------------|-------------|---------------|--------------|
| 1. Pulmonary Tuberculosis ... | 4           | ...           | 4            |
| 2. Chronic Enteritis ...      | 1           | 1             | 2            |
| 3. Septicaemia ...            | ...         | 1             | 1            |
| Total ...                     | <u>5</u>    | <u>2</u>      | <u>7</u>     |

**Table V***Conditions in Leprosy Cases :*

|                       | <i>Male</i> | <i>Female</i> | <i>Total</i> |
|-----------------------|-------------|---------------|--------------|
| (1) Skin Diseases ... | 65          | 5             | 70           |
| (2) Blindness ...     | 1           | 1             | 2            |
| (3) Tropic ulcers ... | 30          | 5             | 35           |
| (4) Deafness ...      | 1           | 1             | 2            |
| (5) Tuberculosis ...  | 5           | 3             | 8            |
| (6) Paralysis ...     | 1           | ...           | 1            |
| (7) Mental ...        | 2           | 5             | 5            |
| Total ...             | <u>105</u>  | <u>18</u>     | <u>123</u>   |

**Table VI***Conditions in Healthy Cases :*

|                                   |     |     |     |     |
|-----------------------------------|-----|-----|-----|-----|
| (1) Blindness                     | ... | 1   | ... | 1   |
| (2) Paralysis                     | ... | ... | ... | ... |
| (3) Cardiorascular complications. |     | 10  | 5   | 15  |
| (4) Respiratory                   | ... | 12  | 10  | 22  |
| (5) Mental                        | ... | 1   | 3   | 4   |
| Total                             | ... | 23  | 18  | 41  |

**Table VII**

The following official visitors visited the Home during the year and suggested some improvements of which some have been taken up.

| <i>Name of visitor</i>                  | <i>Date of visit</i> |
|---|----------------------|
| (1) Dy. Commissioner of Police (Crimes) | ... 23-3-1965        |
| (2) Chief Presidency Magistrate         | ... 10-5-1965        |
| (3) Collector of Madras                 | ... 19-5-1965        |
| (4) Asst. Director of Public Health     | ... 29-6-1965        |
| (5) Dy. Commissioner of Police (Crimes) | ... 3-11-1965        |
| (6) Chief Presidency Magistrate         | ... 4-11-1965        |
| (7) Asst. Director of Public Health     | ... 28-12-1965       |

Improvements were done during the year under Report, like drainage, repairs to the wards and conversion of D. C. to A. C. supply. Proposals were sent for raising the walls and improvements to the wards and water supply. The inmates were given gift food by the Catholic Relief Services.

Occupational thereby was only weaving and some able bodied inmates were helping in weaving bandages.

In General there was fair discipline among the inmates and most of them were eager to stay and get treated for their ailments.

**HOME FOR HOMELESS**

The Homes for homeless are mainly intended to house temporarily the people coming from mofussil places in search of employment in the City. During the year all the Homes were occupied fully and there was a great demand for accommodation.

The detail information of the Homes are given below :—

| S. No. | Dn. No. | Circle No. | Location of Homes                        | Accommodation available for persons | Strength Maintained |
|--------|---------|------------|--|-------------------------------------|---------------------|
| 1.     | 13      | 2          | Ibrahimjee Sahib Street                  | 120                                 | 120                 |
| 2.     | 27      | 3          | 131, WallTax Road                        | 60                                  | 60                  |
| 3.     | 35      | 4          | Dayasadan, Konnur High Road              | 350                                 | 350                 |
| 4.     | 51      | 6          | St. George Orphanage School              | 300                                 | 208                 |
| 5.     | 51      | 6          | Bala Vihar, (T. P.) Chatram Shenoy Nagar | 150                                 | 100                 |
| 6.     | 52      | 6          | Mercy Home, Halls Road, Kilpauk          | 200                                 | 125                 |
| 7.     | 70      | 7          | Ritchie Street                           | 200                                 | 200                 |
| 8.     | 80      | 8          | Gajapathy Lala Street                    | 15                                  | 15                  |

## THE VETERINARY DISPENSARIES

Five Veterinary Dispensaries are run by the Corporation of Madras. These institutions continued to cater to the needs of public as in previous year.

1. Veterinary Dispensary 'B' Cattle Depot at Basin Bridge Road.
2. Veterinary Dispensary 'D' Cattle Depot, Pudupet.
3. Veterinary Dispensary 'F' Cattle Depot, Mylapore.
4. Veterinary Dispensary 'G' Cattle Depot, Perambur.
5. Veterinary Dispensary 'H' Cattle Depot, Thirumalai Pillai Road, Nungambakkam.

| Name of Veterinary Dispensary | Bovines |        |        | Equines |     |       | Others |        |        | Grand Total |
|-------------------------------|---------|--------|--------|---------|-----|-------|--------|--------|--------|-------------|
|                               | New     | Old    | Total  | New     | Old | Total | New    | Old    | Total  |             |
| B. Depot                      | 1,657   | 803    | 2,460  | 1       | —   | 1     | 1,093  | 904    | 1,997  | 4,457       |
| D. Depot                      | 1,236   | 1,814  | 3,050  | —       | —   | —     | 1,578  | 2,055  | 3,633  | 6,683       |
| F. Depot                      | 2,261   | 5,106  | 7,367  | —       | —   | —     | 1,807  | 3,432  | 5,239  | 12,606      |
| G. Depot                      | 1,114   | 2,001  | 3,115  | 5       | —   | 5     | 1,079  | 1,801  | 2,880  | 5,995       |
| H. Depot                      | 2,095   | 3,715  | 5,810  | 2       | 2   | 4     | 2,145  | 3,387  | 5,532  | 11,342      |
| Total                         | 8,363   | 13,439 | 21,802 | 8       | 2   | 10    | 7,702  | 11,579 | 19,281 | 41,083      |

Specimens sent to Madras Veterinary College ... 6

Artificial inseminations done at B.F. and H. Depot..

|               |       |
|---------------|-------|
| Cows          | 3,714 |
| She Buffaloes | 2,431 |
| Total         | 6,145 |

No. of Castrations done Nil  
Amount collected during the year 292 P.

Statement of Sick Animals Disease-war treated at the Cattle Depots during the year 1965.

| Name of the Depot | Yoke Qall and Yoke Diseases | Old age and debility | Lameness | Medical cases | Surgical cases | Other cases | Foot and Mount | H.S. | Total |
|-------------------|-----------------------------|----------------------|----------|---------------|----------------|-------------|----------------|------|-------|
| A. Depot          | 42                          | 50                   | 17       | 4             | 7              | 12          | —              | 1    | 133   |
| B. Depot          | 27                          | 113                  | 9        | 95            | 39             | 4           | 7              | —    | 294   |
| C. Depot          | 685                         | —                    | 315      | 400           | 170            | —           | —              | —    | 1,570 |
| D. Depot          | 6                           | —                    | —        | 2             | 26             | —           | —              | —    | 34    |
| E. Depot          | 240                         | 142                  | 60       | 70            | —              | —           | —              | —    | 512   |
| F. Depot          | 76                          | 35                   | 19       | 28            | 37             | —           | 27             | —    | 222   |
| G. Depot          | 270                         | 150                  | 310      | 295           | 205            | 6           | —              | —    | 1,230 |
| H. Depot          | 31                          | 23                   | 20       | 58            | 13             | 12          | —              | —    | 157   |
| I. Depot          | 45                          | —                    | 10       | 35            | 8              | —           | 2              | —    | 100   |
| Total             | 1,422                       | 513                  | 760      | 987           | 505            | 28          | 36             | 1    | 4,252 |

## **SECTION-J**

**CARE OF THE ANIMALS**

SECTION-1

CARE OF THE ANIMALS

## ZOOLOGICAL GARDENS

The Zoological Garden continued to be a great attraction to the visitors in the City. The question of shifting the institution from the existing site at People's Park or extending its limit, had still been a controversial subject. The institution had outgrown its campus. Every day, on an average, 1,600 adults and 400 children visited the garden.

During the calendar year 1965, the following distinguished persons visited the institution:

1. Mr. Roger Cwoley, Southampton Zoo, England, visited on 12-5-65.
2. Mr. S. S. Rajendaran, M.L.A., visited on 14-5-65.
3. Mr. David Leuchford, Overseas Organiser, Royal Society of the Prevention of Cruelty to Animals visited in June 1965.
4. Honourable Mr. Sha Nawaz Khan, Union Minister of Agriculture, New Delhi, visited on 4-7-65.
5. Dr. R. K. Lathiri, Superintendent, Zoological Garden, Alipore, Calcutta, visited on 28-7-65.
6. Mr. Marry Miller, F.Z.S., Madras, visited on 19-8-65.

*Live-Stock*: At the beginning of the calendar year 1965, there were 103 mammals, 340 birds and 15 reptiles. There were certain additions by births, gifts and purchases. The total worked out to 21 only. Besides, there were certain disposals by sales and deaths during the year under report.

The following statement will furnish details for the calendar year ended with the 31st December 1965:

| Particulars    | Stock as on 1-1-65 | Additions |           |       | Disposals |        | Total as on 31-12-65 |
|----------------|--------------------|-----------|-----------|-------|-----------|--------|----------------------|
|                |                    | Births    | Purchases | Gifts | Sales     | Deaths |                      |
| 1. Animals ..  | 193                | 5         | 3         | 3     | 9         | 9      | 186                  |
| 2. Birds ..    | 340                | 10        | —         | —     | 8         | 6      | 336                  |
| 3. Reptiles .. | 15                 | —         | —         | —     | —         | 1      | 14                   |
| Total ..       | 548                | 15        | 3         | 3     | 17        | 16     | 536                  |

### Additions:

*By Gifts*:—One female Spotted Deer was offered as gift by Sri M. Shoukat Ali, Lecturer, Y.M.C.A., College of Physical Education, Madras. A well wisher offered to the institution an Antelope. Sri V. Emberumannar Chetty, Vuppatur House, Madras offered one young male Sambar Deer.

*By Births*:—There were the following list of births and hatches during the calendar year 1965:

- 2 African Lion Cubs.
- 10 Pigeons of sorts.
- 1 Pony filly.
- 2 Spotted Deer.

For the first time, African Lions had breed in the Zoological Garden.

*By Purchase:*—No exotic animal could be purchased in view of the heavy restrictions in the allocation of foreign exchange for import. Only, two ponies 'Padmini' and 'Lalitha' were acquired by purchase for rides for children's section. The Madras Equestrian Academy offered as gift to the institution two sets of saddles for rides on these ponies.

For purpose of conservance work in the institution, a new bullock was acquired from the 'D' Conservancy Cattle Depot.

#### **Disposals:**

*By sales:*—There were certain deaths during the calendar year under report and the rate worked out to 3%.

Zoo treatment has had many problems to surmount. The most serious had been the restraining of large wild animals for diagnosis and treatment, the administration of drugs and the reliance on purely visual symptoms, apart from the analysis of foeces. When animals were moved to squeeze cage, they were subjected to stress, which aggravated their illness.

One of the Tigresses 'Chitra' was off feed for over a month and it was with great difficulty placed in squeeze cage. It was diagnosed as 'Trypanosomiasis' and the animal was successfully treated.


*Improvements:*—The work of construction of four enclosures with roosting cages for the South American Mascaw Parrots was completed during the Calendar year 1965 and all the birds were housed in the new environment. The enclosures were replaced with new expanded metal covering.

*Finance:*—The right of collections of fees for admission of visitors and for cycle stand at the entrance of the Zoological Garden was let on contract for the financial year 1965-66 for a sum of Rs. 1,64,020/-. The right of plying Pleasure Boats and Punts for a sum of Rs. 7,025/-; the cafe inside the institution was sold for running for the financial year for Rs. 13,510/-. Besides, there were collections under admission of still and cine cameras in the institution and for hire of elephants and camel for private functions. During the year, the fee for film shooting inside the Zoo was revised to Rs. 500/- per day and Messrs. A.V.M. Productions arranged to film for three days in the Zoo in respect for portions in 'Kakkum Karangal.'

*Wild Life Week:*—As per directions issued by the Government of India in their letter No. F5-8/65-F. II dated 20-9-65, the celebration of Wild Life Week for the year was postponed due to national emergency.

*Improvements Committee:*—The Zoo Improvements Committee, which met on 5-1-66 unanimously resolved to improve the existing institution by expanding its limits adjoining playgrounds now used by a George Town High School. The greatest problem was space and over 500 animals were cramped in an area of 21 acres. There had been various proposals to shift the Zoo to Guindy Park, to Arumbakkam, etc. But, these proposals had been turned down for various reasons. Extending the existing Zoological Garden might atleast bring certain relief.

ZOOLOGICAL GARDEN



African Lion Cubs 'Mahendra' and 'Ratna'  
born in the Madras Zoological Garden



---

---

## MISCELLANEOUS

---

---

## MISCELLANEOUS

(i) *Dhobykhanas*.—In order to prevent washing of cloths in dirty, contaminated and stagnated waters which may transmit disease to human beings, the Corporation continued to maintain dhobykhanas in the City, which are provided with all facilities for washing, drying, ironing, etc. The dhobykhanas are periodically inspected by the Health Officer and his executive staff and improvements are effected wherever necessary.

The particulars of location and number of stones provided in each dhobykhana in the City are furnished below:—

| Sl. No. | Dn. No. | Circle No. | Location                     | No. of stones provided |
|---------|---------|------------|------------------------------|------------------------|
| 1       | 1       | 1          | Buchiammal Street            | ... 40                 |
| 2       | 1       | 1          | Irusappa Maistry St.         | ... 42                 |
| 3       | 9       | 1          | Robinson Park, Cemetery Road | ... 42                 |
| 4       | 43      | 5          | Ekanagipuram Ist Street      | ... 6                  |
| 5       | 44      | 5          | Pudu Nagar, Ayanavaram       | ... 12                 |
| 6       | 48      | 5          | Conron Smith Nagar           | ... 52                 |
| 7       | 54      | 6          | Mc. Nichols Road Chetput     | ... 122                |
| 8       | 54      | 6          | Pilliar Koil St., Chetput    | ... 36                 |
| 9       | 64      | 7          | People's Park                | ... 6                  |
| 10      | 82      | 9          | Appaswamy Koil St., Mylapore | ... 15                 |
| 11      | 98      | 10         | Razack Sahib Street          | ... 60                 |

(ii) *Swimming Pools*.—The two swimming pools, situated at Marina Beach and People's Park continued to facilitate the young in learning swimming with the help of the instructors posted there for the purpose. In order to meet the demand proposals for construction of another swimming pool at Shenoy Nagar was also approved and construction was taken up during the year.

(iii) *Blood Meal*.—Blood Meal manufacturing centre at Kodungaiyur was working as in the previous years. Dried blood was sold for Rs. 5,930 during the year. The Pharmaceutical firm was permitted to continue collection of fresh blood on payment of charges. During the year Rs. 14,400 was realised.

## CORPORATION OF MADRAS

INSTITUTION UNDER THE HEALTH ADMINISTRATION  
DURING 1965

## Health Department—Central Office

*Hospital:*Telephone  
Numbers

Infectious diseases Hospital, Tondiarpet, Tondiarpet High Road ... 51036

*Laboratories:*

Public Health Clinical Laboratory, Ripon Buildings, Madras-3 ... 39171  
Water Analyst's Laboratory, Kilpauk Water Works, Madras-3 61197  
Malaria Laboratory, Trevelyan Basin Water Works Street, Madras-1 ... 61197

**SECTION-K**

MISCELLANEOUS

SECTION-K

MISCELLANEOUS

*Other Institutions:*

|  |       |
|--|-------|
| Ashok Vihar, Health & Recreation Centre, People's Park ... | 33259 |
| Zoological Garden, People's Park, Madras-3 ...             | 31414 |
| Lethal Chamber, Basin Road, Madras-12 ...                  | 33192 |
| Special Home, Krishnampet, Madras-5 ...                    | 86377 |

*Midday Meals Centres:*

|   |       |
|---|-------|
| Basin Bridge Road, Kondithope, North Range. Iya Mudali Street, Chintadripet, Central Range. Conran Smith Road, Gopalapuram South Range. ... | 85763 |
|---|-------|

*Slaughter Houses:**Sheep & Cattle—*

|   |       |
|---|-------|
| Gantz Road, Perambur Barracks Road, Madras-12 ... | 32027 |
| Alandur Road, Saidapet ...                        |       |

*Pigs—*

|  |       |
|--|-------|
| Junction of Basin Road and Pulianthope High Road, Alandur Road, Saidapet ... | 32027 |
|--|-------|

*Miscellaneous:**Hearse—*

|  |       |
|--|-------|
| Corporation Lorry Station, Anna Pillai Street, George Town, Madras-1 ... | 31837 |
|--|-------|

*Community Centre:*

|  |       |
|--|-------|
| St. Xavier Street, Seven Wells, Madras-1 ... | 31837 |
|--|-------|

*Senior Entomologist:*

|  |       |
|--|-------|
| N.M.E.P. at Ashok Vihar, People's Park ... | 33259 |
|--|-------|

**HEALTH DEPARTMENT****I CIRCLE****General Dispensaries**

| Sl. No. | Division No. | Name of Dispensary | Location  |
|---------|--------------|--------------------|---|
| 1       | 1            | New Washermanpet   | 10, Avoor Muthiah Street, New Washermanpet.         |
| 2       | 2            | Royapuram          | 2/87, Surya Narayana Chetty Street, Royapuram.      |
| 3       | 3            | Palmyrah Yard      | Kalmandapam Road, Royapuram                         |
| 4       | 4            | Sanjeevirayanpet   | 21/22, Kappal Polu Chetty Street, Old Washermanpet. |
| 5       | 7            | Royapuram Siddha   | 109, Adam Sahib Street, Royapuram.                  |

*Veterinary Dispensaries:*

|   |     |     |     |
|---|-----|-----|-----|
| 1 | ... | ... | ... |
|---|-----|-----|-----|

## Sanitary Inspectors' Offices

| Sl. No. | Division No. | Location                                     |
|---------|--------------|--|
| 1       | 1 & 2        | 81, Suryanarayana Chetty Street, Tondiarpet. |
| 2       | 3 & 4        | Kalmandapam Road, Royapuram.                 |
| 3       | 5 & 6        | 151, Mannarswamy Koil Street, Royapuram.     |
| 4       | 7 & 8        | 151, Mannarswamy Koil Street, Royapuram.     |
| 5       | 9 & 10       | 151, Mannarswamy Koil Street, Royapuram.     |

## Births and Deaths Registration Offices and Vaccination Depots

| Sl. No. | Divisions served  | Location                                    |
|---------|-------------------|---|
| 1       | 1, 2, 3, 7, 8 & 9 | 2/87, Suryanarayana Chetty Street.          |
| 2       | 4, 5, 6 and 10    | 546, Thiruvotriyur High Road, Washermanpet. |

## Burial and Burning Grounds

| Sl. No. | Dn. No. | Name of Burial Ground   | Location                               |
|---------|---------|---|--|
| 1       | 2       | Corporation Hindu, Muslim Xian, Chinese and Jainesh Burial and Burning Grounds. | Suryanarayana Chetty Street, Kasimode. |
| 2       | 2       | Xian, Private Cemetery  | Kasimode Suryanarayana Chetty Street.  |
| 3       | 2       | Muslim Private Burial Ground  | Thandavaraya Gramani Street.           |
| 4       | 5       | St. Thomas Cemetery   | West Cemetery Road.                    |
| 5       | 8       | Parsee Burial Ground  | West Mada Church Street, Royapuram.    |
| 6       | 9       | St. Roques Cemetery   | 6, Monegar Choultry Road.              |
| 7       | 9       | Christian Mission Society Burial Ground   | Old Slaughter House Road.              |

## Child Welfare Centres

| Sl. No. | Dn. No. | Name of Circle                 | Location                                      |
|---------|---------|--------------------------------|---|
| 1       | 1       | New Washermenpet Centre        | 385, Tiruvotiyur High Road.                   |
| 2       | 3       | Grace Garden Centre and Creche | 26, Suryanarayana Chetty Street, Royapuram.   |
| 3       | 4       | Sanjeevirayanpet               | Soliappan Street, Washermenpet.               |
| 4       | 8       | Royapuram                      | Near Corporation Model Lines, Palmyrahkuppam. |

## II CIRCLE

## General Dispensaries

| Sl. No. | Dn. No. | Name of Dispensary | Location                     |
|---------|---------|--------------------|------------------------------|
| 1       | 11      | Seven Wells        | 1/50, St. Xavier Street.     |
| 2       | 14      | Harbour            | 6/7, Adam Street.            |
| 3       | 15      | Muthialpet         | 2, Geils Street, Muthialpet. |
| 4       | 19      | Mofuskhan          | 55, Thatha Muthiappan St.    |
| 5       | 20      | Mannady            | 47, Linghi Chetty Street.    |

**Sanitary Inspectors Offices**

| Sl. No. | Dn. No. | Location                             |
|---------|---------|--------------------------------------|
| 1       | 11 & 12 | 84, Seven Wells Street, G.T. Madras. |
| 2       | 13 & 14 | 42, Marakayar Labbai Street.         |
| 3       | 15 & 16 | 84, Seven Wells Street, G.T. Madras. |
| 4       | 17 & 18 | 171, Govindappa Naicken Street.      |
| 5       | 19 & 20 | 47, Thatha Muthiappan Street.        |

**Births and Deaths Registration Offices and Vaccination Depots**

| Sl. No. | Dn. Nos.        | Location                         |
|---------|-----------------|----------------------------------|
| 1       | 11, 12, 16 & 17 | 27, Venkier Street, G.T. Madras. |
| 2       | 13, 14, 15 & 20 | 47, Linghi Chetty Street.        |
| 3       | 18 and 19       | 84, Seven Wells Road.            |

**Burial and Burning Grounds**

| Sl. No. | Dn. Nos. | Name of Burial Ground     | Location                      |
|---------|----------|---------------------------|-------------------------------|
| 1       | 14       | Bora Muslim Burial Ground | 1/46, Angappa Naicken Street. |

**Child Welfare Centres**

| Sl. No. | Dn. No. | Name of Circle          | Location                               |
|---------|---------|-------------------------|--|
| 1       | 12      | Amman Koil North Creche | B.R. Garden Street, Madras-1.          |
| 2       | 13      | Muthialpet Centre       | 47, Linghi Chetty Street, George Town. |
| 3       | 16      | Amman Koil South Centre | 1/27, Appu Maistry Street George Town. |

**General Dispensaries**

## III CIRCLE

| Sl. No. | Dn. No. | Name of Dispensary | Location                         |
|---------|---------|--------------------|----------------------------------|
| 1       | 21      | Tondiarpet         | Thiruvottiyur High Road.         |
| 2       | 23      | Washermenpet       | 85, T.H. Road, Old Washermenpet. |
| 3       | 25      | Mint               | 244, Mint Street.                |
| 4       | 25      | Basin Bridge       | 50, Basin Bridge Road.           |
| 5       | 28      | Trevelyan Basin    | 17, Basin Bridge Road.           |

**Veterinary Dispensaries**

| Sl. No. | Dn. No. | Name of Dispensary | Location                            |
|---------|---------|--------------------|-------------------------------------|
| 1       | 25      | Basin Bridge       | 50, Basin Bridge Road, Pulianthope. |

## Sanitary Inspectors Offices

| Sl. No. | Dn. Nos.    | Location                                     |
|---------|-------------|--|
| 1       | 21, 22 & 23 | 546, T.H. Road, Madras-21, Old Washermanpet. |
| 2       | 24 & 25     | 27, Venkier Street, Kondithope.              |
| 3       | 26 & 27     | 183, Wall Tax Road.                          |
| 4       | 30          | 1/96, Wall Tax Road.                         |

## Births and Deaths Registration Offices and Vaccination Depots

| Sl. No. | Dns. Served         | Location                        |
|---------|---------------------|---------------------------------|
| 1       | 21, 22, 23, 24 & 25 | 27, Venkier Street, Kondithope. |
| 2       | 26, 27, 28, 29 & 30 | 17, Basin Water Works Street.   |

## Corporation Cattle Yards

| Sl. No. | Dn. No. | Location                       |
|---------|---------|--------------------------------|
| 1       | 25      | Basin Bridge Road, Kondithope. |

## Burial and Burning Grounds

| Sl. No. | Dn. No. | Name of Burial Ground            | Location                     |
|---------|---------|----------------------------------|------------------------------|
| 1       | 20      | Sait Mosque Burial Ground        | 556, Thiruvottiyur High Road |
| 2       | 24      | Washermanpet Hindu Burial Ground | Kathiwakkam High Road.       |

## Child Welfare Centres

| Sl. No. | Dn. No. | Name of Centre or Creche  | Location                                  |
|---------|---------|---------------------------|---|
| 1       | 23      | Dr. V.R. Nagar Centre     | 86, T.H. Road, Washermanpet.              |
| 2       | 25      | Kondithope Centre         | 53-A, Cochrane Basin Bridge               |
| 3       | 26      | Peddunaickenpet Centre    | 18, Zindah Sahib Street, Peddunaickenpet. |
| 4       | 28      | Treveleyan Basin (Centre) | 52, Treveleyan Basin Street, Sowcarpet.   |
| 5       | 29      | Elephant Gate Centre      | Mallaya Market, Wall Tax Road.            |

## IV CIRCLE

| Sl. No. | Dn. No. | Name of Dispensary | Location                              |
|---------|---------|--------------------|---------------------------------------|
| 1       | 31      | Perambur           | 55, Madhavaram High Road.             |
| 2       | 32      | Vyasarpady         | 22, Gantz Road.                       |
| 3       | 32      | Sharma Nagar       | Sharma Nagar Colony.                  |
| 4       | 33      | Pulianthope Unani  | 55, Pulianthope High Road.            |
| 5       | 34      | Otteri             | 83, Strahans Road.                    |
| 6       | 35      | Otteri Siddha      | 1/B, Bashiam Reddy Ist Street.        |
| 7       | 39      | Choolai Siddha     | 16, Alathur Subramanya Achary Street. |
| 8       | 40      | Balaiah Naidu      | 6, Rotlers Street.                    |

## Sanitary Inspectors Offices

| Sl. No. | Dns. No. | Location                            |
|---------|----------|-------------------------------------|
| 1       | 31 & 32  | 40, Bharathy Road.                  |
| 2       | 33 & 38  | 55, Pulianthope High Road.          |
| 3       | 34 & 35  | 1-A, Bashiam Chetty Ist Street.     |
| 4       | 36 & 37  | Kalathiappa Mudali Street, Choolai. |
| 5       | 39 & 40  | Kalathiappa Mudali Street, Choolai  |

## Births and Deaths Registration Offices and Vaccination Depots

| Sl. No. | Dns. Served       | Location                              |
|---------|-------------------|---------------------------------------|
| 1       | 31                | Bharathy Road, Perambur (Evenings)    |
| 2       | 32                | 22, Gantz Road, (Mornings)            |
| 3       | 33, 34, 35 and 38 | 55, Pulianthope High Road, Madras-12. |
| 4       | 36, 37, 39 and 40 | Rotler Street, Vepery.                |

## Cattle Depots and Veterinary Dispensaries

| Sl. No. | Dns. No.      | Location                              |
|---------|---------------|---------------------------------------|
| 1       | 33, 34 and 35 | 'G' Cattle Depot, Perambur High Road. |

## Burial and Burning Grounds

| Sl. No. | Dn. No. | Name of Burial Ground                     | Location                          |
|---------|---------|---|-----------------------------------|
| 1       | 31      | Melapathi Ponnappa Mudaliar Burial Ground | Melapathi Ponnappa Mudali Street. |
| 2       | 33      | Mannali Hindu Burial Ground               | Mannali Road, Vyasarpadi          |
| 3       | 32      | Subedar Muslim Burial Ground              | Gantz Road.                       |
| 4       | 38      | Pulianthope Cremation Ground              | Basin Bridge Road.                |
| 5       | 38      | Gujarathi and Maravari Burning Ground     | Dr. Ansari Road.                  |
| 6       | 38      | Vysia Burning Ground                      | do                                |

## Child Welfare Centres

| Sl. No. | Dn. No. | Name of Centre or Creche | Location                                 |
|---------|---------|--------------------------|--|
| 1       | 31      | Perambur Centre, F.P.    | Bharathy Road, Perambur.                 |
| 2       | 33      | Pulianthope              | 1/33, Gantz Road Pulianthope.            |
| 3       | 35      | Thiru-Vi-Ka Nagar        | 54, Perambur High Road, Perambur.        |
| 4       | 39      | Choolai Centre and F.P.  | 15, Vijayavigneswarar Koil St., Choolai. |
| 5       | 40      | Hospital Maiden Centre   | 1, Manicka Chetty Street, Choolai.       |

V CIRCLE  
(General Dispensaries)

| Sl. No. | Dn. No. | Name of Dispensary | Location                              |
|---------|---------|--------------------|---------------------------------------|
| 1       | 41      | Sembiam            | 178, Paper Mills Road.                |
| 2       | 45      | Ayanavaram         | 127, Konoor High Road.                |
| 3       | 46      | Nammalwarpet       | 21-A, Subraya Chetty Street, 2nd Lane |
| 4       | 48      | Kosapet (Old)      | 1/7, Chellappa Mudali Street.         |
| 5       | 48      | Kosapet (New)      | Sachidanandam Street, Kosapet.        |

## Sanitary Inspectors Offices

| Sl. No. | Dn. Nos.      | Location                       |
|---------|---------------|--------------------------------|
| 1       | 41, 42 and 43 | 23, Paper Mills Road           |
| 2       | 43 and 45     | 127, Konoor High Road.         |
| 3       | 44 & 46       | 1-B, Bashyam Reddy Ist Street. |
| 4       | 47 & 48       | Smith Field Market, Choolai.   |
| 5       | 49 & 50       | do                             |

## Births and Deaths Registration Offices and Vaccination Depots

| Sl. No. | Divins. Served           | Location                           |
|---------|--------------------------|------------------------------------|
| 1       | 41, 42 and 43            | 23, Paper Mills Road, Sembium.     |
| 2       | 44 and 45                | 127, Konoor High Road, Ayanavaram. |
| 3       | 46, 47, 48, 49<br>and 50 | 6, Gangadeeswarar Koil Street.     |

## Corporation Cattle Yards

| Sl. No. | Dn. No. | Location                           |
|---------|---------|------------------------------------|
| 1       | 47      | 73/74, Venkadathri Naicken Street. |

## Burial and Burning Ground

| Sl. No. | Dn. Nos. | Name of Burial Ground               | Location                                    |
|---------|----------|-------------------------------------|---|
| 1       | 41       | Hindu Burial Grounds                | Madavaram High Road.                        |
| 2       | 42       | do                                  | do  |
| 3       | 43       | Batu Modoc Burial<br>Ground         | Agaram, near North Villiva-<br>kam Station. |
| 4       | 47       | Luther Christian Burial<br>Ground.  | Bricklin Road.                              |
| 5       | 50       | Otteri Burial and Burning<br>Ground | Bricklin Road.                              |
| 6       | 50       | Muslim Burial Ground                | Thandavaraya Mudali Street.                 |
| 7       | 50       | Luthern Mission Cemetery            | Bricklin Street.                            |

## Child Welfare Centres

| Sl. No. | Dn. No. | Name of Centre or Creche        | Location                                   |
|---------|---------|---------------------------------|--|
| 1       | 41      | Sembiam Centre                  | 45, Paper Mills Road,<br>Sembiam.          |
| 2       | 45      | Ayanavaram Centre and<br>Stores | United India Colony,<br>Ayanavaram.        |
| 3       | 46      | Nammalwarpet Centre             | 14, Subbaraya Chetty<br>Street.            |
| 4       | 47      | Otteri Centre                   | 8, Chellappa Mudali Street.                |
| 5       | 49      | Perumalpet Centre and<br>Creche | 18, Kariappa Mudali<br>Street, Perumalpet. |
| 6       | 50      | Purasaiwalkam Centre            | 109, P. H. Road, Purasai-<br>walkam.       |

## VI CIRCLE

## General Dispensaries

| Sl. No. | Dn. Nos. | Name of Centre or Creche | Location                         |
|---------|----------|--------------------------|----------------------------------|
| 1       | 51       | Aminjikarai              | 171, Poonamalee High Road.       |
| 2       | 53       | Chetput                  | 241, Mc. Nichols Road.           |
| 3       | 55       | Nungambakkam             | 15, Noor Veeraswamy Iyer Street. |
| 4       | 56       | Thousand Lights          | 43, Model School Road.           |
| 5       | 59       | Pudupakkam               | 369, Pycrofts Road.              |

## Sanitary Inspectors Offices

| Sl. No. | Dn. Nos. | Location                        |
|---------|----------|---------------------------------|
| 1       | 51 & 52  | 10, Shenoy Nagar Market.        |
| 2       | 53 & 54  | 15-B, Nungambakkam High Road.   |
| 3       | 57 & 58  | 369, Pycrofts Road, Amir Mahal. |
| 4       | 55 & 56  | 21, Village Road, Nungambakkam. |
| 5       | 59 & 60  | 369, Pycrofts Road, Amir Mahal. |

## Births and Deaths Registration Offices and Vaccination Depots

| Sl. No. | Dns. Served       | Location                        |
|---------|-------------------|---------------------------------|
| 1       | 51 and 52         | 1, Round Market, Shenoy Nagar.  |
| 2       | 53 & 54           | 15, Nungambakkam High Road.     |
| 3       | 55 & 56           | 15, Nungambakkam High Road.     |
| 4       | 57, 58, 59 and 60 | 369, Pycrofts Road, Pudupakkam. |

## Burial and Burning Grounds

| Sl. No. | Dn. Nos. | Name of Burial Ground                         | Location                    |
|---------|----------|---|-----------------------------|
| 1       | 51       | Ayanavaram Burial Ground                      | Ayanavaram.                 |
| 2       | 51       | Kilpauk Old Cemetery                          | Kilpauk Garden Road.        |
| 3       | 51       | Aminjikarai Burial Ground                     | Aminjikarai.                |
| 4       | 51       | Kilpauk New Cemetery                          | Brevary Road.               |
| 5       | 51       | Buddhist Burial Ground                        | Thandavarayan Street.       |
| 6       | 51       | Kujji Naicken Hindu Burial Ground             | New Avadi Road (Velangadu). |
| 7       | 51       | Reddythope (Periakudal) Muslim Burial Ground. | Shenoy Nagar (Riverside).   |
| 8       | 51       | Arumbakkam Burial and Burning Ground          | Arumbakkam, N.S.K. Nagar.   |
| 9       | 51       | Naduvankarai Burial and Burning Ground        | do                          |
| 10      | 54       | Sterling Road Burial and Burning Ground       | Sterling Road.              |
| 11      | 57       | St. George Cathedral Burial Ground.           | Sterling Road.              |
| 12      | 59       | Rama Rao Makhan Burial Ground.                | 16, Peters Road, Madras-14  |

**Child Welfare Centres**

| Sl. No. | Dn. Nos. | Name of Centre or Creche         | Location                                       |
|---------|----------|----------------------------------|--|
| 1       | 52       | Kilpauk Centre                   | 19, Halls Road, Kilpauk.                       |
| 2       | 53       | Chetput C.W.C., F.P. and Creche. | 27, Jaganathapuram 2nd Street, Chetput.        |
| 3       | 55       | Nungambakkam South Centre.       | 15, Noor Veeraswamy Iyer Street, Nungambakkam. |
| 4       | 56       | Thousand Lights (West)           | 46, Aziz Mulk 3rd Street, Thousand Lights.     |
| 5       | 58       | Pudupakkam Centre & F.P.         | 8, Nyniappa Maistry Street, Triplicane.        |
| 6       | 60       | Durgapuram Centre                | 84, Lloyds Road, Royapettah.                   |

**VII CIRCLE****General Dispensaries**

| Sl. No. | Dn. Nos. | Name of Dispensary                | Location                          |
|---------|----------|-----------------------------------|-----------------------------------|
| 1       | 61       | Kilpauk                           | 6, Gangathareeswarar Koil Street. |
| 2       | 63       | Ripon Buildings staff Dispensary. | Ripon Buildings.                  |
| 3       | 66       | Chintadripet                      | 2/61, Arunachala Naicken Street.  |
| 4       | 67       | Egmore                            | 34, Poosala Gengu Reddi Street.   |
| 5       | 69       | Pudupet                           | 83, Harris Road.                  |

**Veterinary Dispensaries**

| Sl. No. | Dn. No. | Name of Dispensary | Location              |
|---------|---------|--------------------|-----------------------|
| 1       | 68      | Pudupet Dispensary | Harris Road, Pudupet. |

**Sanitary Inspectors Offices**

| Sl. No. | Dn. Nos. | Location                                |
|---------|----------|---|
| 1       | 61 & 62  | 65, Poonamallee High Road (Nehru Road). |
| 2       | 63 & 64  | 23, Kolandai Street, Park Town.         |
| 3       | 65 & 66  | Vedagiri Maistry St., Chintadripet.     |
| 4       | 67 & 68  | 34, Poosala Gengu Reddy Street.         |
| 5       | 69 & 70  | Adikesavalu Street, Narasingapuram.     |

**Births and Deaths Registration Offices and Vaccination Depots**

| Sl. No. | Dns. served   | Location                                       |
|---------|---------------|--|
| 1       | 61 & 62       | 65, Poonamallee High Road.                     |
| 2       | 63 & 64       | 23, Kolandai Street, Park Town.                |
| 3       | 65, 66 and 70 | 3/61, Arunachala Naicken Street, Chintadripet. |
| 4       | 67, 68 and 69 | 34, Poosala Gengu Reddy Street, Egmore.        |

**Corporation Cattle Yards**

| Sl. No. | Dn. No. | Location                                  |
|---------|---------|---|
| 1       | 70      | 43, Singanna Chetty Street, Chintadripet. |

**Cattle Depots and Veterinary Depots**

| Sl. No. | Dn. No. | Location                   |
|---------|---------|----------------------------|
| 1       | 68 & 69 | 'D' Depot 25, Harris Road. |

**Child Welfare Centres**

| Sl. No. | Dn. Nos. | Name of Centre or Creche | Location                                       |
|---------|----------|--------------------------|--|
| 1       | 64       | Park Town Centre         | 2/3, Periera Street, Park Town.                |
| 2       | 66       | Chintadripet             | 1/61, Arunachala Naicken Street, Chintadripet. |
| 3       | 68       | Pudupet                  | 37, Langs Garden Road, Pudupet.                |
| 4       | 64       | Ashok Vihar Centre       | Ashok Vihar, Behind Moore Market.              |

**VIII CIRCLE****General Dispensaries**

| Sl. No. | Dn. No. | Name of Dispensary   | Location                  |
|---------|---------|----------------------|---------------------------|
| 1       | 71      | Thiruvattceswaranpet | 42, Thayar Sahib Street.  |
| 2       | 72      | Chepauk              | 8, Khana Baugh Street.    |
| 3       | 75      | Triplicane           | 25, Pycrofts Road.        |
| 4       | 77      | Zambazaar            | 21, Gazette Begum Street. |
| 5       | 80      | Krishnampet          | 25, Dr. Natesan Road.     |

**Veterinary Dispensaries**

| Sl. No. | Dn. No. | Name of Dispensary | Location                          |
|---------|---------|--------------------|-----------------------------------|
| 1       | 80      | Barbers Bridge     | Barbers Bridge Road, Krishnampet. |

**Sanitary Inspectors Offices**

| Sl. No. | Dn. Nos. | Location                                  |
|---------|----------|---|
| 1       | 71 & 72  | 1, Balamuthu Street, Madras-2.            |
| 2       | 73 & 74  | 25, Pycrofts Road, Triplicane.            |
| 3       | 75 & 76  | 22, Namasivaya Mudali Street, Triplicane. |
| 4       | 77 & 78  | 25, Dr. Natesan Road, Krishnampet.        |
| 5       | 79 & 80  | do  |

**Births and Deaths Registration Offices and Vaccination Depots**

| Sl. No. | Dns. Served     | Location   |
|---------|-----------------|--|
| 1       | 71 72 & 73      | 103, Thayar Sahib Street.                        |
| 2       | 74, 75, 76 & 77 | Dr. Besant Road, Near Ice House Pumping Station. |
| 3       | 78, 79 & 80     | 25, Barbers Bridge Road, Krishnampet.            |
| 4       | 74              | Swarajapuram.                                    |

**Cattle Depots and Veterinary Dispensaries**

| Sl. No. | Dn. Nos. | Location                          |
|---------|----------|-----------------------------------|
| 1       | 78       | 'E' Depot, Muthiah Mudali Street. |

## Burial and Burning Grounds

| Sl. No. | Dn. Nos. | Name of Burial Grounds                | Location  |
|---------|----------|---------------------------------------|---|
| 1       | 71       | St. Patrick Burial Ground             | Body Guard Road.                                |
| 2       | 71       | Sacred Heart, Burial Ground           | do  |
| 3       | 71       | St. Andrews Burial Ground             | do  |
| 4       | 71       | St. Armanian Street Burial Ground     | do  |
| 5       | 71       | St. Mary's Burial Ground              | do  |
| 6       | 79       | Desthagir Sahib Durkah Burial Ground  | 82, Dr. Natesan Road.                           |
| 7       | 79       | Syed Karimullah Sahib Burial Ground   | do  |
| 8       | 79       | Pappu Masthan Durga Burial Ground     | Lloyds Road.                                    |
| 9       | 79       | Haji Ismail Maccan Burial Ground      | do  |
| 10      | 80       | Krishnampet Burial and Burning Ground | Gajapathy Lala Street.                          |
| 11      | 80       | Kudratha Alimakhan Burial Ground      | 42, Dr. Natesan Road.                           |
| 12      | 80       | Neelam Badsha Durga Burial Ground     | Dr. Besant Road, behind Lady Willingdon College |

## Child Welfare Centres

| Sl. No. | Dn. Nos. | Name of Centre or Creche | Location                                 |
|---------|----------|--------------------------|--|
| 1       | 76       | Zambazaar                | 24/25, Surappa Mudali Street, Zambazaar. |
| 2       | 77       | Mirsahibpet              | 65, Dr. Besant Road, Triplicane.         |

## IX CIRCLE

## General Dispensaries

| Sl. No. | Dn. No. | Name of Dispensary | Location                        |
|---------|---------|--------------------|---------------------------------|
| 1       | 81      | Teynampet (North)  | 56-C, Muthiah Mudali Street.    |
| 2       | 84      | Mylapore (North)   | 8, Karaneeswarar Pagoda Street. |
| 3       | 85      | Mylapore (South)   | 101, Kutchery Road.             |
| 4       | 88      | Teynampet (South)  | 104, Mount Road, Teynampet.     |
| 5       | 89      | Adyar              | 13, Greenways Road.             |

## Veterinary Dispensaries

| Sl. No. | Dn. No. | Name of Dispensary                 | Location                                  |
|---------|---------|------------------------------------|---|
| 1       | 84      | Prasanna Vinayagar Koil Dispensary | Prasanna Vinayagar Koil Street, Mylapore. |

## Sanitary Inspectors Offices

| Sl. No. | Dn. Nos. | Location                      |
|---------|----------|-------------------------------|
| 1       | 81 & 82  | 2/104, Mount Road, Teynampet. |
| 2       | 83 & 84  | 65, Kutchery Road.            |
| 3       | 85 & 86  | 101, Kutchery Road.           |
| 4       | 87 & 88  | 2/104, Mount Road, Madras-2.  |
| 5       | 89 & 90  | 13, Greenways Road, Adyar.    |

**Births and Deaths Registration Offices and Vaccination Depots**

| Sl. No. | Dns. Served | Location                       |
|---------|-------------|--------------------------------|
| 1       | 81 87 & 88  | 2, 104, Mount Road, Teynampet. |
| 2       | 82, 83 & 84 | 55, Royapettah High Road.      |
| 3       | 85 & 86     | 63, Kutchery Road.             |
| 4       | 89 & 90     | 13, Greenways Road, Adyar.     |

**Cattle Depots and Veterinary Dispensaries**

| Sl. No. | Dn. No. | Location                                |
|---------|---------|---|
| 1       | 84      | 'F' Depot, Karaneeswarar Pagoda Street. |

**Burial and Burning Ground**

| Sl. No. | Dn. Nos. | Name of Burial Ground                    | Location                     |
|---------|----------|--|------------------------------|
| 1       | 84       | Mylapore Hindu Burial and Burning Ground | Karaneeswarar Pagoda Street. |
| 2       | 86       | Elapatha Mada Koil Cemetery              | 66, St. Mary's Road.         |
| 3       | 89       | Quiebal Cemetery                         | Santhome High Road.          |
| 4       | 90       | Urur Hindu Burial and Burning Ground     | Adyar.                       |

**Child Welfare Centres**

| Sl. No. | Dn. Nos. | Name of Centre or Creche    | Location                        |
|---------|----------|-----------------------------|---------------------------------|
| 1       | 81       | Teynampet Centre            | Teynampet, 104, Mount Road.     |
| 2       | 84       | Karaneeswarapuram Centre    | 48, Batrezaar Road, Mylapore.   |
| 3       | 89       | Raja Annamalaipuram Centre. | 34, Brodies Road, Adyar.        |
| 4       | 90       | Adyar Centre.               | 44, Vasantha Press Road, Adyar. |

**X CIRCLE**

**General Dispensaries**

| Sl. No. | Dn. Nos. | Name of Dispensary | Location                     |
|---------|----------|--------------------|------------------------------|
| 1       | 92       | Kodambakkam        | 107, Arcot Road.             |
| 2       | 93       | T'Nagar (North)    | 4, Dr. Sadasivam Road.       |
| 3       | 94       | T'Nagar (South)    | 3, Sivagnanam Road.          |
| 4       | 97       | Saidapet           | 51, Sadaibaba Mudali Street. |
| 5       | 99       | Guindy             | 1-A, Sathani Street.         |

**Sanitary Inspectors Offices**

| Sl. No. | Dn. Nos. | Location                           |
|---------|----------|------------------------------------|
| 1       | 91 & 92  | 114, Arcot Road, Kodambakkam.      |
| 2       | 93 & 94  | 3, Sivagnanam Road, T.Nagar.       |
| 3       | 95 & 96  | 3, Sivagnanam Road, T'Nagar.       |
| 4       | 97 & 98  | 16, Koothadum Pilliar Koil Street. |
| 5       | 99 & 100 | 8, Little Mount Road, Guindy.      |

**Births and Deaths Registration Offices and Vaccination Depots**

| Sl. No. | Divins. Served    | Location                           |
|---------|-------------------|------------------------------------|
| 1       | 91 & 92           | 107, Arcot Road, Vadapalani.       |
| 2       | 93, 94, 95 and 96 | 3, Sivagnanam Road, T'Nagar.       |
| 3       | 97, 98, 99 & 100  | 16, Koothadum Pilliar Koil Street. |

**Cattle Depots and Veterinary Dispensaries**

| Sl. No. | Dn. No. | Location  |
|---------|---------|---|
| 1       | 93      | 'H' Depot, Junction of Kodambakkam Road and Thirumalai Pillai Road. |

**Burial and Burning Grounds**

| Sl. No. | Dn. No. | Name of Burial Ground                            | Location                   |
|---------|---------|--|----------------------------|
| 1       | 92      | Puliyur Burning and Burial Ground.               | Puliyur.                   |
| 2       | 92      | Kodambakkam Burial and Burning Ground.           | Arcot Road, Kodambakkam    |
| 3       | 95      | Kannammamet Burial and Burning Ground.           | Kannammamet, T.Nagar.      |
| 4       | 97      | Saidapet Burial and Burning Ground.              | Jones Road.                |
| 5       | 99      | Jain Adyar Burial and Burning Ground.            | Adyar.                     |
| 6       | 99      | Kottur Burial and Burning Ground.                | Kottur.                    |
| 7       | 99      | Velachery Burial and Burning Ground.             | Velacheri Road.            |
| 8       | 99      | Mohammaden Burial Ground.                        | Y.M.C.A., Mount Road.      |
| 9       | 99      | Christian Burial Ground.                         | do                         |
| 10      | 99      | do   | Little Mount.              |
| 11      | 100     | Muslim Burial Ground.                            | 32, Mosque Street.         |
| 12      | 100     | Ikkattu Thangal Hindu Burial and Burning Ground. | Ikkattu Thangal, Saidapet. |

**Child Welfare Centres**

| Sl. No. | Dn. Nos. | Name of Centre or Creche         | Location                              |
|---------|----------|----------------------------------|---------------------------------------|
| 1       | 92       | Vadapalani Centre                | 68, Arcot Road, Kodambakkam.          |
| 2       | 93       | Theagarayanagar Centre           | 16, Raghaviah Road, T'Nagar.          |
| 3       | 94       | Sathyamoorthy Nagar Centre       | 3, Sivagnanam Road, T'Nagar.          |
| 4       | 97       | Saidapet North Centre            | 24, Dhanapal Chetty Street, Saidapet. |
| 5       | 98       | Saidapet Maternity Home and F.P. | 6, Jeenis Road, Saidapet.             |
| 6       | 99       | Guindy Centre.                   | 6, Perumal Koil Street, Kottur.       |

---

---

ANNUAL HEALTH REPORT

1965

**STATISTICAL SUPPLEMENT**

---

---

---

---

ANNUAL HEALTH REPORT

1988

STATISTICAL SUPPLEMENT

---

---

## Meteorological Data of Madras City Nungambakkam for 1965

| Months    | (1)    | Temperature (C)  |                  |                                |   | Humidity                           |  |  | (10)   | Rainfall in Millimetres                 |   |   |
|-----------|--------|------------------|------------------|--------------------------------|---|------------------------------------|--|--|--|---|---|---|
|           |        | (3)              | (4)              | (5)                            | (6)   | (7)                                | (8)  | (9)  |  | (11)                                    | (12)  | (13)  |
|           | (2)    | Mean maximum Co. | Mean minimum Co. | Mean daily range columns (3-4) | Mean daily temperature $\frac{1}{3}$ of columns (3-4) | Mean dew point 08.30 hours, I.S.T. | Difference between mean temperature and dew point temperature at 08.30 hours, I.S.T. Columns (6-7) | Percentage of Humidity at 08.30 hours I.S.T. | Mean direction of wind in Degrees from North at 08.30 hours I.S.T. | Total fall for the month in Millimetres | Heaviest rainfall in 24 hrs. in Millimetres | No. of rainy days 2.5 m.m. or more and over |
| January   | 1015.9 | 28.7             | 21.4             | 7.3                            | 25.1  | 19.7                               | 5.4  | 74   | 043  | 00.9                                    | 00.3  | 1   |
| February  | 1013.1 | 30.1             | 22.7             | 7.4                            | 26.4  | 21.2                               | 5.2  | 79   | 194  | 09.2                                    | 09.2  | 2   |
| March     | 1013.3 | 31.8             | 23.1             | 8.7                            | 27.5  | 22.4                               | 5.1  | 75   | 181  | 00.0                                    | 23.6  | 3   |
| April     | 1010.7 | 32.7             | 25.1             | 7.6                            | 28.9  | 23.8                               | 5.1  | 73   | 160  | 29.4                                    | Trace                                       | 7   |
| May       | 1006.1 | 37.0             | 27.5             | 9.5                            | 32.3  | 23.7                               | 8.6  | 63   | 223  | Trace                                   | 09.6  | 8   |
| June      | 1006.8 | 36.5             | 27.4             | 9.1                            | 31.9  | 21.1                               | 10.8   | 55   | 257  | 44.9                                    | 30.8  | 8   |
| July      | 1007.4 | 35.3             | 25.7             | 9.6                            | 30.5  | 21.7                               | 8.8  | 62   | 259  | 89.6                                    | 59.8  | 8   |
| August    | 1007.6 | 32.6             | 24.7             | 7.9                            | 28.7  | 23.3                               | 5.4  | 76   | 256  | 188.3                                   | 25.0  | 7   |
| September | 1008.3 | 34.2             | 25.1             | 9.1                            | 29.7  | 26.4                               | 3.3  | 79   | 256  | 105.6                                   | 19.6  | 8   |
| October   | 1010.9 | 32.0             | 24.1             | 7.9                            | 28.1  | 24.6                               | 3.5  | 83   | 300  | 80.8                                    | 69.0  | 15  |
| November  | 1014.0 | 29.2             | 22.8             | 6.4                            | 26.0  | 23.2                               | 2.8  | 85   | 022  | 422.0                                   | 102.8                                       | 9   |
| December  | 1013.3 | 28.4             | 22.7             | 5.7                            | 25.5  | 22.3                               | 3.2  | 85   | 038  | 325.5                                   |   |   |

VITAL STATISTICS

STATISTICS SUPPLEMENT No. 2

Showing Births, Deaths and Infantile deaths Registered in each division during 1965

| Division No. | Name of the Division          | Area in square miles | Area in acres | Number of Live-Births Registered |         |       | Number of Males to every 100 Female Born | Number of Deaths Registered excluding Still-Births |         |       | Number of Deaths of Males to every 100 Female Deaths | Number of Infant Deaths Registered |         |       | Rates per 1,000 Live Births Registered | Number of Still-Births Registered |
|--------------|-------------------------------|----------------------|---------------|----------------------------------|---------|-------|--|--|---------|-------|--|------------------------------------|---------|-------|--|-----------------------------------|
|              |                               |                      |               | Males                            | Females | Total |  | Males  | Females | Total |  | Males                              | Females | Total |  |                                   |
| 1            | New Washermenpet ..           | 2.1629               | 1384.256      | 871                              | 819     | 1690  | 106.3                                    | 451  | 453     | 904   | 99.5   | 137                                | 160     | 297   | 175.8                                  | 51                                |
| 2            | Tondiarpet ..                 | 0.4529               | 289.856       | 400                              | 547     | 947   | 73.1                                     | 244  | 214     | 458   | 114.0  | 72                                 | 48      | 120   | 120.7                                  | 29                                |
| 3            | Grace Garden ..               | 0.2520               | 161.280       | 502                              | 389     | 891   | 128.9                                    | 144  | 157     | 301   | 91.9   | 46                                 | 40      | 86    | 96.5                                   | 32                                |
| 4            | Sanjeevarayanpet ..           | 0.1613               | 103.232       | 335                              | 367     | 702   | 91.3                                     | 120  | 121     | 241   | 99.9   | 39                                 | 31      | 70    | 99.9                                   | 6                                 |
| 5            | Mottai Garden ..              | 0.1113               | 71.232        | 302                              | 294     | 596   | 102.7                                    | 142  | 160     | 302   | 88.7   | 45                                 | 51      | 96    | 150.9                                  | 14                                |
| 6            | Narayanappa Naicken Garden .. | 0.0713               | 45.632        | 333                              | 290     | 623   | 114.8                                    | 111  | 83      | 194   | 133.7  | 44                                 | 23      | 67    | 107.5                                  | 17                                |
| 7            | Singara Garden ..             | 0.1320               | 84.480        | 298                              | 288     | 586   | 103.6                                    | 129  | 104     | 233   | 124.4  | 32                                 | 23      | 55    | 93.9                                   | 9                                 |
| 8            | Royapuram ..                  | 0.1321               | 199.744       | 387                              | 331     | 718   | 116.6                                    | 132  | 137     | 269   | 96.3   | 37                                 | 29      | 66    | 91.9                                   | 19                                |
| 9            | Meenakshiammenpet.            | 0.1984               | 126.976       | 2030                             | 1752    | 3782  | 93.7                                     | 243  | 312     | 555   | 77.8   | 94                                 | 96      | 190   | 50.2                                   | 202                               |
| 10           | Old Washermenpet ..           | 0.1810               | 115.840       | 411                              | 325     | 736   | 126.4                                    | 176  | 162     | 338   | 108.6  | 63                                 | 41      | 104   | 141.3                                  | 11                                |
| 11           | Seven Wells (N.) ..           | 0.0891               | 57.024        | 306                              | 262     | 568   | 116.1                                    | 439  | 197     | 636   | 223.1  | 37                                 | 28      | 65    | 114.4                                  | 10                                |
| 12           | Ammen Koil (N.) ..            | 0.0510               | 32.624        | 198                              | 198     | 396   | 100.0                                    | 110  | 87      | 197   | 126.4  | 26                                 | 18      | 44    | 111.1                                  | 7                                 |
| 13           | Muthialpet ..                 | 0.0837               | 53.568        | 213                              | 284     | 497   | 75.0                                     | 92   | 117     | 209   | 79.0   | 22                                 | 24      | 46    | 92.6                                   | 14                                |
| 14           | Harbour (N.) ..               | 0.5100               | 326.400       | 299                              | 263     | 562   | 113.7                                    | 170  | 135     | 305   | 125.8  | 48                                 | 34      | 82    | 145.9                                  | 21                                |
| 15           | Mannady (N.) ..               | 0.0656               | 41.984        | 165                              | 185     | 350   | 89.2                                     | 55   | 58      | 113   | 95.0   | 12                                 | 13      | 25    | 71.4                                   | 10                                |
| 16           | Ammen Koil (S.) ..            | 0.0517               | 33.088        | 220                              | 207     | 427   | 106.2                                    | 73   | 85      | 158   | 85.8   | 14                                 | 16      | 30    | 70.2                                   | 4                                 |
| 17           | Seven Wells (S.) ..           | 0.0767               | 49.088        | 336                              | 302     | 638   | 111.2                                    | 127  | 108     | 235   | 117.5  | 30                                 | 27      | 57    | 89.3                                   | 16                                |
| 18           | Sowcarpet (S.) ..             | 0.0818               | 52.352        | 155                              | 144     | 299   | 107.4                                    | 57   | 36      | 93    | 158.3  | 9                                  | 7       | 16    | 87.0                                   | 5                                 |
| 19           | Kothavalchavadi ..            | 0.1250               | 80.000        | 251                              | 207     | 458   | 121.2                                    | 105  | 78      | 183   | 134.6  | 25                                 | 14      | 39    | 87.3                                   | 7                                 |
| 20           | Katchaleeswarar Garden        | 0.5400               | 351.360       | 108                              | 150     | 258   | 124.5                                    | 74   | 70      | 144   | 105.7  | 21                                 | 12      | 33    | 82.4                                   | 11                                |

|    |                               |        |          |     |     |      |       |     |     |     |       |     |     |     |       |    |
|----|-------------------------------|--------|----------|-----|-----|------|-------|-----|-----|-----|-------|-----|-----|-----|-------|----|
| 22 | Kumaraswamy<br>Nagar          | 0.1792 | 114.688  | 476 | 476 | 952  | 100.0 | 225 | 208 | 433 | 107.3 | 59  | 49  | 108 | 113.4 | 21 |
| 23 | Dr. Vijaya Raghavulu<br>Nagar | 0.4331 | 277.184  | 613 | 628 | 1241 | 97.6  | 403 | 391 | 794 | 103.0 | 109 | 89  | 198 | 159.2 | 20 |
| 24 | Basin Bridge                  | 0.2410 | 154.240  | 386 | 342 | 728  | 112.8 | 210 | 208 | 418 | 100.9 | 51  | 53  | 104 | 142.8 | 24 |
| 25 | Kondithope                    | 0.1155 | 73.920   | 315 | 309 | 624  | 100.9 | 129 | 125 | 254 | 103.2 | 26  | 37  | 63  | 100.8 | 33 |
| 26 | Peddunaickenpet               | 0.0983 | 62.912   | 384 | 353 | 737  | 108.8 | 157 | 145 | 302 | 108.2 | 24  | 30  | 54  | 73.2  | 10 |
| 27 | Perumal Koil<br>Garden        | 0.0524 | 33.536   | 285 | 285 | 570  | 100.0 | 129 | 101 | 230 | 127.7 | 31  | 19  | 50  | 97.7  | 6  |
| 28 | Trevelyan Basin               | 0.0696 | 44.544   | 184 | 215 | 399  | 85.6  | 41  | 42  | 83  | 99.9  | 11  | 3   | 14  | 35.0  | 13 |
| 29 | Elephant Gate                 | 0.0604 | 38.656   | 215 | 212 | 427  | 100.3 | 66  | 76  | 142 | 86.6  | 15  | 17  | 32  | 77.2  | 7  |
| 30 | Edapalayam                    | 0.0799 | 51.136   | 248 | 270 | 518  | 91.8  | 81  | 90  | 171 | 90.0  | 18  | 22  | 40  | 77.2  | 10 |
| 31 | Perambur                      | 0.8650 | 553.600  | 486 | 498 | 984  | 97.5  | 181 | 164 | 345 | 110.3 | 65  | 53  | 118 | 117.9 | 32 |
| 32 | Vyasaripadi                   | 1.3200 | 844.800  | 584 | 520 | 1104 | 112.2 | 331 | 345 | 676 | 98.6  | 91  | 88  | 179 | 161.1 | 24 |
| 33 | Pulianthope                   | 0.2880 | 184.320  | 731 | 659 | 1380 | 109.4 | 299 | 316 | 615 | 94.6  | 129 | 100 | 235 | 170.3 | 38 |
| 34 | Wadia Nagar                   | 0.4025 | 257.600  | 327 | 243 | 570  | 134.9 | 166 | 168 | 334 | 98.6  | 74  | 60  | 134 | 236.8 | 6  |
| 35 | Thiru-Vi-Ka Nagar             | 0.5025 | 321.600  | 433 | 427 | 860  | 101.4 | 193 | 244 | 437 | 75.0  | 62  | 77  | 139 | 161.6 | 10 |
| 36 | Pattalam                      | 0.0845 | 54.080   | 186 | 181 | 367  | 102.7 | 94  | 90  | 184 | 104.4 | 22  | 30  | 52  | 141.7 | 7  |
| 37 | Thattian Kulam                | 0.0655 | 41.920   | 375 | 354 | 729  | 105.7 | 136 | 138 | 274 | 99.9  | 49  | 37  | 86  | 117.8 | 15 |
| 38 | Dr. Besant Nagar              | 0.2965 | 189.760  | 490 | 482 | 972  | 101.6 | 268 | 273 | 541 | 98.2  | 89  | 98  | 187 | 192.2 | 8  |
| 39 | Choolai                       | 0.0915 | 58.560   | 324 | 380 | 704  | 85.5  | 99  | 122 | 221 | 81.1  | 28  | 28  | 56  | 79.4  | 6  |
| 40 | Hospital Garden               | 0.1321 | 84.544   | 344 | 305 | 649  | 112.7 | 117 | 112 | 229 | 104.4 | 39  | 32  | 71  | 108.8 | 16 |
| 41 | Sembiam                       | 0.8271 | 530.560  | 587 | 536 | 1123 | 109.4 | 188 | 184 | 372 | 102.1 | 55  | 43  | 98  | 88.1  | 30 |
| 42 | Seruvellore                   | 0.3019 | 193.216  | 320 | 342 | 662  | 93.6  | 134 | 122 | 256 | 109.9 | 34  | 25  | 59  | 89.1  | 19 |
| 43 | Agaram                        | 2.6509 | 1696.756 | 296 | 277 | 573  | 106.6 | 80  | 63  | 143 | 127.0 | 16  | 15  | 31  | 54.1  | 10 |
| 44 | Nagamma Ammai<br>Nagar        | 0.3107 | 198.976  | 524 | 498 | 1022 | 105.2 | 183 | 150 | 333 | 122.0 | 37  | 31  | 68  | 66.5  | 18 |
| 45 | Ayanavaram                    | 0.5300 | 339.200  | 699 | 719 | 1418 | 97.2  | 255 | 213 | 468 | 118.8 | 77  | 55  | 132 | 93.1  | 20 |
| 46 | Nammalvarpet                  | 0.6001 | 384.064  | 395 | 391 | 786  | 101.0 | 217 | 196 | 413 | 135.7 | 52  | 47  | 95  | 125.9 | 18 |
| 47 | Otteri                        | 0.1178 | 75.392   | 461 | 415 | 876  | 111.0 | 204 | 206 | 410 | 99.1  | 69  | 51  | 120 | 137.0 | 19 |
| 48 | Kosapet                       | 0.1237 | 79.168   | 386 | 390 | 776  | 99.0  | 167 | 123 | 290 | 135.7 | 63  | 25  | 88  | 113.4 | 10 |
| 49 | Perumalpet                    | 0.1272 | 81.408   | 291 | 279 | 570  | 104.2 | 77  | 98  | 175 | 77.7  | 15  | 19  | 34  | 60.0  | 11 |
| 50 | Purasawalkam                  | 0.1847 | 118.208  | 262 | 279 | 541  | 93.8  | 121 | 129 | 250 | 92.8  | 27  | 20  | 47  | 86.8  | 15 |
| 51 | Shenoy Nagar                  | 2.3891 | 1529.024 | 559 | 540 | 1099 | 103.5 | 204 | 201 | 405 | 101.4 | 53  | 48  | 101 | 110.0 | 27 |

VITAL STATISTICS

STATISTICS SUPPLEMENT No. 2

Showing Births, Deaths and Infantile deaths Registered in each division during 1965

| Division No. | Name of the Division   | Area in square miles | Area in acres | Number of Live-Births Registered |         |       | Number of Deaths Registered excluding Still-Births |         |       | Number of Deaths of Males to every 100 Female Deaths | Number of Infant Deaths Registered |         |       | Rates per 1,000 Live Births Registered | Number of Still-Births Registered |
|--------------|------------------------|----------------------|---------------|----------------------------------|---------|-------|--|---------|-------|--|------------------------------------|---------|-------|--|-----------------------------------|
|              |                        |                      |               | Males                            | Females | Total | Males  | Females | Total |  | Males                              | Females | Total |  |                                   |
| 52           | Kilpauk                | 0.6186               | 395.904       | 569                              | 569     | 1138  | 207  | 155     | 362   | 134.8  | 37                                 | 35      | 72    | 63.3                                   | 10                                |
| 53           | Chetpet                | 0.4513               | 288.832       | 342                              | 318     | 660   | 110  | 118     | 228   | 93.2   | 27                                 | 23      | 50    | 75.7                                   | 8                                 |
| 54           | Nungambakkam           | 0.6754               | 432.256       | 253                              | 262     | 515   | 147  | 132     | 279   | 111.3  | 18                                 | 31      | 49    | 95.1                                   | 2                                 |
| 55           | Sevagram               | 0.4210               | 269.440       | 217                              | 245     | 462   | 113  | 120     | 233   | 94.1   | 31                                 | 22      | 53    | 114.8                                  | 1                                 |
| 56           | Thousand Lights (West) | 0.7479               | 478.656       | 253                              | 301     | 554   | 126  | 111     | 237   | 113.5  | 24                                 | 22      | 46    | 83.0                                   | 10                                |
| 57           | Thousand Lights (East) | 0.2501               | 160.064       | 246                              | 216     | 462   | 94   | 90      | 184   | 104.4  | 22                                 | 24      | 46    | 100.0                                  | ..                                |
| 58           | Pudupakkam             | 0.0842               | 53.888        | 298                              | 257     | 555   | 119  | 131     | 250   | 90.8   | 28                                 | 36      | 64    | 115.3                                  | 15                                |
| 59           | Amir Mahal             | 0.2061               | 131.904       | 283                              | 298     | 581   | 203  | 193     | 396   | 105.1  | 35                                 | 28      | 63    | 108.4                                  | 21                                |
| 60           | Royapettah             | 0.1631               | 104.384       | 328                              | 271     | 599   | 103  | 95      | 198   | 108.4  | 19                                 | 19      | 38    | 63.4                                   | 13                                |
| 61           | Gangadeeswarar Koil    | 0.1771               | 113.344       | 248                              | 220     | 468   | 124  | 70      | 194   | 177.1  | 39                                 | 20      | 59    | 126.0                                  | 23                                |
| 62           | Dr. Ambedkar Nagar     | 0.3526               | 225.664       | 298                              | 296     | 594   | 149  | 100     | 249   | 149.0  | 26                                 | 18      | 44    | 74.2                                   | 17                                |
| 63           | Periamet               | 0.3321               | 212.544       | 252                              | 241     | 493   | 93   | 84      | 177   | 110.7  | 24                                 | 15      | 39    | 80.0                                   | 6                                 |
| 64           | Park Town              | 0.4588               | 293.632       | 320                              | 289     | 609   | 882  | 456     | 1338  | 193.4  | 49                                 | 46      | 95    | 155.5                                  | 20                                |
| 65           | Adikesavapuram         | 0.1859               | 118.976       | 287                              | 314     | 601   | 124  | 112     | 236   | 110.7  | 31                                 | 24      | 55    | 71.5                                   | 7                                 |
| 66           | Chintadripet           | 0.1524               | 97.536        | 283                              | 298     | 581   | 122  | 105     | 227   | 116.1  | 30                                 | 26      | 56    | 96.4                                   | 9                                 |
| 67           | Egmore                 | 0.5670               | 362.880       | 2005                             | 1997    | 4002  | 288  | 327     | 615   | 88.1   | 167                                | 134     | 301   | 75.2                                   | 212                               |
| 68           | Pudupet                | 0.3751               | 240.064       | 557                              | 506     | 1063  | 140  | 155     | 295   | 110.7  | 33                                 | 46      | 79    | 74.3                                   | 45                                |
| 69           | Komaleswararnet        | 0.1797               | 115.008       | 250                              | 249     | 499   | 87   | 86      | 173   | 100.1  | 20                                 | 18      | 38    | 76.1                                   | 19                                |

|          |                       |        |           |       |       |       |       |       |        |       |       |       |       |       |       |      |
|----------|-----------------------|--------|-----------|-------|-------|-------|-------|-------|--------|-------|-------|-------|-------|-------|-------|------|
| 71       | Nehru Nagar           | 0.6332 | 405.248   | 336   | 355   | 691   | 94.6  | 143   | 126    | 269   | 113.5 | 43    | 39    | 82    | 118.6 | 22   |
| 72       | Thiruvateeswaranpet.. | 0.1685 | 107.840   | 337   | 311   | 648   | 108.3 | 126   | 104    | 230   | 121.1 | 43    | 30    | 73    | 112.5 | 19   |
| 73       | Chepauk               | 0.2535 | 162.240   | 895   | 797   | 1692  | 112.3 | 105   | 120    | 225   | 87.5  | 37    | 37    | 74    | 44.3  | 79   |
| 74       | Marina                | 0.1390 | 88.960    | 389   | 366   | 755   | 106.4 | 141   | 164    | 305   | 86.0  | 41    | 48    | 89    | 117.8 | 19   |
| 75       | Triplicane            | 0.1573 | 100.672   | 253   | 253   | 506   | 100.0 | 103   | 98     | 201   | 105.1 | 22    | 15    | 37    | 73.1  | 19   |
| 76       | Jam Bazaar            | 0.1286 | 82.304    | 384   | 351   | 735   | 109.3 | 120   | 126    | 246   | 95.2  | 28    | 27    | 55    | 74.8  | 23   |
| 77       | Mirsaibipet           | 0.1253 | 80.192    | 391   | 389   | 780   | 100.6 | 160   | 159    | 319   | 99.9  | 48    | 40    | 88    | 112.8 | 25   |
| 78       | Azad Nagar            | 0.2827 | 180.928   | 401   | 404   | 805   | 99.7  | 177   | 148    | 325   | 119.6 | 38    | 42    | 80    | 99.3  | 19   |
| 79       | Durgapuram            | 0.3048 | 195.072   | 321   | 298   | 619   | 107.6 | 150   | 144    | 294   | 104.1 | 32    | 36    | 68    | 109.8 | 11   |
| 80       | Krishnampet           | 0.1418 | 90.752    | 316   | 275   | 591   | 115.0 | 153   | 153    | 306   | 100.0 | 33    | 34    | 67    | 113.3 | 17   |
| 81       | Teynampet             | 1.5236 | 335.104   | 330   | 323   | 653   | 102.1 | 126   | 100    | 226   | 126.0 | 34    | 9     | 43    | 65.8  | 17   |
| 82       | Vivekanandapuram      | 0.3838 | 245.632   | 370   | 364   | 734   | 101.7 | 104   | 112    | 216   | 92.7  | 23    | 23    | 46    | 62.7  | 2    |
| 83       | Madhavaperumalpuram   | 0.1030 | 66.432    | 243   | 248   | 491   | 98.0  | 118   | 102    | 220   | 115.6 | 33    | 18    | 51    | 103.8 | 5    |
| 84       | Karniswarapuram       | 0.2609 | 166.976   | 430   | 361   | 791   | 119.1 | 162   | 195    | 357   | 83.0  | 49    | 46    | 95    | 120.1 | 13   |
| 85       | Santhome              | 0.2104 | 134.656   | 272   | 301   | 573   | 90.3  | 128   | 108    | 236   | 118.4 | 36    | 25    | 61    | 106.4 | 16   |
| 86       | Mylapore              | 0.2195 | 140.480   | 201   | 313   | 514   | 64.2  | 93    | 125    | 218   | 74.4  | 23    | 22    | 45    | 87.5  | 12   |
| 87       | Bheemannaipet         | 0.7666 | 490.624   | 347   | 313   | 660   | 110.8 | 132   | 119    | 251   | 110.9 | 22    | 29    | 51    | 77.2  | 16   |
| 88       | Alwarpet              | 0.6906 | 441.984   | 402   | 413   | 815   | 97.3  | 128   | 156    | 284   | 82.0  | 23    | 26    | 49    | 60.1  | 31   |
| 89       | Raja Annamalaipuram   | 1.9966 | 1277.824  | 700   | 651   | 1351  | 107.5 | 220   | 206    | 426   | 106.7 | 65    | 48    | 113   | 82.9  | 29   |
| 90       | Adyar                 | 1.9616 | 1255.424  | 359   | 362   | 721   | 99.1  | 119   | 128    | 247   | 93.0  | 29    | 28    | 57    | 79.0  | 13   |
| 91       | Aminjikarai           | 1.9516 | 1249.024  | 759   | 714   | 1473  | 106.2 | 328   | 324    | 652   | 101.2 | 70    | 62    | 132   | 89.6  | 16   |
| 92       | Vadapalani            | 1.0866 | 695.424   | 959   | 910   | 1869  | 105.4 | 268   | 252    | 520   | 106.3 | 67    | 65    | 132   | 70.6  | 13   |
| 93       | Theagaraya Nagar      | 0.6245 | 399.680   | 353   | 327   | 680   | 108.0 | 144   | 144    | 288   | 100.0 | 33    | 33    | 66    | 97.0  | 10   |
| 94       | Sathyamoorthi Nagar   | 0.7735 | 495.040   | 380   | 418   | 798   | 90.9  | 192   | 204    | 396   | 94.1  | 52    | 49    | 101   | 126.4 | 10   |
| 95       | Rajaji Nagar          | 0.4685 | 299.840   | 357   | 362   | 719   | 99.0  | 131   | 169    | 300   | 77.6  | 31    | 39    | 70    | 97.3  | 6    |
| 96       | Kamaraj Nagar         | 1.2526 | 806.664   | 700   | 597   | 1297  | 117.1 | 252   | 289    | 541   | 87.1  | 75    | 72    | 147   | 113.3 | 8    |
| 97       | Saidapet (North)      | 0.6026 | 385.664   | 414   | 399   | 813   | 104.2 | 180   | 173    | 353   | 104.0 | 38    | 39    | 77    | 94.7  | 25   |
| 98       | Periapet              | 0.4215 | 269.760   | 558   | 535   | 1093  | 104.3 | 184   | 235    | 419   | 80.0  | 44    | 56    | 100   | 91.4  | 25   |
| 99       | Guindy                | 5.3240 | 3407.360  | 467   | 490   | 957   | 95.1  | 201   | 183    | 384   | 109.8 | 41    | 47    | 88    | 91.9  | 24   |
| 100      | Saidapet (South)      | 1.5186 | 471.904   | 466   | 455   | 921   | 102.4 | 163   | 163    | 326   | 100.0 | 38    | 38    | 76    | 82.5  | 22   |
| Total .. |                       | 49.740 | 31823.594 | 41481 | 39921 | 81402 | 96.23 | 16729 | 15,745 | 32474 | 94.11 | 4,295 | 3,835 | 8,130 | 99.87 | 2021 |

VITAL STATISTICS

STATISTICS SUPPLEMENT No. 3

Births Registered in each Division during each month in 1965

| Division No. | Name of the Division          | January | February | March | April | May | June | July | August | September | October | November | December | Total |
|--------------|-------------------------------|---------|----------|-------|-------|-----|------|------|--------|-----------|---------|----------|----------|-------|
| 1            | New Washermanpet ..           | 66      | 92       | 125   | 103   | 135 | 134  | 129  | 124    | 184       | 153     | 168      | 277      | 1,690 |
| 2            | Tondiarpet ..                 | 17      | 52       | 69    | 60    | 87  | 74   | 58   | 68     | 90        | 93      | 106      | 173      | 947   |
| 3            | Grace Garden ..               | 29      | 58       | 65    | 63    | 100 | 69   | 70   | 55     | 96        | 69      | 87       | 130      | 891   |
| 4            | Sanjeevirayanpet ..           | 32      | 49       | 37    | 27    | 71  | 59   | 60   | 42     | 69        | 90      | 78       | 88       | 702   |
| 5            | Mottai Garden ..              | 24      | 35       | 50    | 28    | 59  | 79   | 37   | 38     | 55        | 59      | 68       | 64       | 596   |
| 6            | Narayanappa Naicken Garden .. | 13      | 27       | 55    | 28    | 57  | 68   | 31   | 37     | 78        | 67      | 78       | 84       | 623   |
| 7            | Singara Garden ..             | 8       | 30       | 46    | 26    | 60  | 58   | 40   | 34     | 54        | 56      | 82       | 92       | 586   |
| 8            | Royapuram ..                  | 12      | 38       | 47    | 44    | 65  | 81   | 50   | 50     | 72        | 78      | 23       | 158      | 718   |
| 9            | Meenakshiammanpet..           | 11      | 173      | 250   | 153   | 330 | 458  | 251  | 193    | 300       | 240     | 510      | 913      | 3,782 |
| 10           | Old Washermanpet ..           | 7       | 34       | 55    | 13    | 77  | 85   | 50   | 50     | 68        | 91      | 101      | 105      | 736   |
| 11           | Seven Wells (North) ..        | 20      | 20       | 61    | 34    | 45  | 57   | 55   | 37     | 62        | 59      | 61       | 57       | 568   |
| 12           | Amman Koil (North) ..         | 13      | 16       | 44    | 29    | 19  | 20   | 37   | 44     | 38        | 49      | 39       | 48       | 396   |
| 13           | Muthialpet ..                 | 17      | 27       | 36    | 9     | 50  | 50   | 37   | 41     | 52        | 53      | 55       | 70       | 497   |
| 14           | Harbour ..                    | 36      | 35       | 55    | 32    | 43  | 45   | 35   | 40     | 53        | 68      | 55       | 65       | 562   |
| 15           | Mannady ..                    | 25      | 21       | 23    | 19    | 37  | 43   | 20   | 22     | 24        | 30      | 35       | 51       | 350   |
| 16           | Amman Koil (South) ..         | 21      | 28       | 35    | 30    | 41  | 29   | 32   | 41     | 34        | 45      | 42       | 49       | 427   |
| 17           | Seven Wells (South) ..        | 32      | 27       | 48    | 49    | 47  | 77   | 62   | 45     | 58        | 63      | 57       | 73       | 638   |
| 18           | Sowcarpet ..                  | 14      | 16       | 24    | 9     | 23  | 14   | 25   | 35     | 25        | 30      | 29       | 55       | 299   |
| 19           | Kothavalchavadi ..            | 23      | 17       | 58    | 28    | 37  | 43   | 37   | 38     | 40        | 45      | 42       | 50       | 458   |
| 20           | Katchaleeswarar Garden ..     | 30      | 17       | 35    | 14    | 35  | 37   | 26   | 24     | 25        | 28      | 30       | 56       | 357   |
| 21           | Korukkupet ..                 | 42      | 56       | 100   | 32    | 92  | 79   | 56   | 72     | 98        | 107     | 88       | 129      | 951   |
| 22           | Kumarasamy Nagar ..           | 36      | 49       | 82    | 28    | 102 | 77   | 56   | 86     | 114       | 97      | 87       | 138      | 952   |
| 23           | Dr. Viiaraavathu              |         |          |       |       |     |      |      |        |           |         |          |          |       |

|    |                           |     |    |     |    |     |     |     |     |     |     |     |     |       |
|----|---------------------------|-----|----|-----|----|-----|-----|-----|-----|-----|-----|-----|-----|-------|
| 25 | Kondithope ..             | 17  | 33 | 66  | 29 | 54  | 50  | 55  | 53  | 61  | 63  | 50  | 93  | 624   |
| 26 | Peddu Naickenpet ..       | 22  | 36 | 82  | 41 | 56  | 31  | 67  | 77  | 70  | 88  | 77  | 90  | 737   |
| 27 | Perumal Koil Garden ..    | 18  | 25 | 38  | 24 | 20  | 24  | 68  | 72  | 70  | 87  | 60  | 64  | 570   |
| 28 | Tiruvelyan Basin ..       | 13  | 17 | 28  | 21 | 55  | 9   | 48  | 52  | 23  | 51  | 29  | 53  | 399   |
| 29 | Elephant Gate ..          | 13  | 24 | 21  | 21 | 42  | 18  | 45  | 47  | 39  | 47  | 40  | 70  | 427   |
| 30 | Edapalayam ..             | 17  | 19 | 34  | 28 | 46  | 6   | 76  | 44  | 55  | 43  | 56  | 94  | 518   |
| 31 | Perambur ..               | 16  | 53 | 109 | 37 | 95  | 72  | 82  | 85  | 88  | 107 | 99  | 141 | 984   |
| 32 | Vyasarpady ..             | 22  | 52 | 85  | 40 | 102 | 112 | 81  | 75  | 111 | 144 | 119 | 161 | 1,104 |
| 33 | Puliyanthope ..           | 48  | 93 | 84  | 89 | 145 | 91  | 137 | 110 | 128 | 120 | 157 | 178 | 1,380 |
| 34 | Wadia Nagar ..            | 26  | 21 | 28  | 36 | 42  | 46  | 50  | 55  | 44  | 37  | 96  | 89  | 570   |
| 35 | Thiru Vi-Ka-Nagar ..      | 15  | 36 | 49  | 49 | 71  | 52  | 124 | 90  | 43  | 18  | 200 | 113 | 860   |
| 36 | Pattalam ..               | 13  | 20 | 36  | 22 | 45  | 27  | 19  | 35  | 37  | 36  | 29  | 48  | 367   |
| 37 | Thattan Kulam ..          | 16  | 29 | 52  | 43 | 84  | 36  | 85  | 58  | 81  | 68  | 82  | 95  | 729   |
| 38 | Dr. Besant Nagar ..       | 39  | 38 | 57  | 71 | 90  | 78  | 75  | 76  | 104 | 38  | 200 | 106 | 972   |
| 39 | Choolai ..                | 20  | 28 | 46  | 26 | 70  | 45  | 85  | 57  | 115 | 73  | 74  | 65  | 704   |
| 40 | Hospital Garden ..        | 15  | 29 | 55  | 39 | 54  | 35  | 81  | 55  | 69  | 70  | 67  | 80  | 649   |
| 41 | Sembiam ..                | 45  | 66 | 99  | 73 | 72  | 78  | 73  | 98  | 131 | 127 | 118 | 143 | 1,123 |
| 42 | Seru Vellore ..           | 16  | 22 | 51  | 41 | 63  | 50  | 68  | 55  | 81  | 68  | 66  | 81  | 662   |
| 43 | Agaram ..                 | 10  | 30 | 48  | 42 | 74  | 41  | 48  | 39  | 55  | 69  | 48  | 69  | 573   |
| 44 | Nagamma Ammai Nagar ..    | 123 | 44 | 68  | 52 | 146 | 52  | 79  | 73  | 69  | 99  | 87  | 130 | 1,022 |
| 45 | Ayanavaram ..             | 162 | 64 | 89  | 91 | 40  | 134 | 124 | 134 | 113 | 156 | 131 | 180 | 1,418 |
| 46 | Nammalvarpet ..           | 22  | 23 | 76  | 39 | 66  | 55  | 42  | 75  | 81  | 103 | 63  | 141 | 786   |
| 47 | Otteri ..                 | 26  | 26 | 95  | 51 | 55  | 50  | 87  | 69  | 87  | 128 | 82  | 120 | 876   |
| 48 | Kosapet ..                | 21  | 22 | 68  | 48 | 70  | 56  | 60  | 74  | 73  | 84  | 86  | 114 | 776   |
| 49 | Perumalpet ..             | 27  | 12 | 47  | 24 | 56  | 43  | 38  | 50  | 67  | 70  | 37  | 99  | 570   |
| 50 | Purasawalkam ..           | 16  | 25 | 53  | 27 | 41  | 44  | 46  | 60  | 60  | 53  | 40  | 76  | 541   |
| 51 | Shenoy Nagar ..           | 11  | 12 | 127 | 55 | 123 | 59  | 81  | 105 | 94  | 176 | 90  | 166 | 1,099 |
| 52 | Kilpauk ..                | 3   | 25 | 115 | 69 | 124 | 72  | 87  | 82  | 134 | 168 | 69  | 190 | 1,138 |
| 53 | Chetpet ..                | 15  | 10 | 61  | 60 | 37  | 32  | 99  | 86  | 29  | 46  | 23  | 162 | 660   |
| 54 | Nungambakkam ..           | 6   | 7  | 42  | 48 | 54  | 10  | 65  | 60  | 46  | 40  | 17  | 120 | 515   |
| 55 | Sevegram ..               | 14  | 5  | 27  | 45 | 50  | 21  | 81  | 109 | 38  | 43  | 14  | 15  | 462   |
| 56 | Thousand Lights (West) .. | 13  | 6  | 39  | 42 | 50  | 21  | 100 | 68  | 31  | 44  | 45  | 95  | 554   |

VITAL STATISTICS

STATISTICS SUPPLEMENT No. 3—(contd.)

Births Registered in each Division during each month in 1965—(contd.)

| Division No. | Name of the Division   | January | February | March | April | May | June | July | August | September | October | November | December | Total |
|--------------|------------------------|---------|----------|-------|-------|-----|------|------|--------|-----------|---------|----------|----------|-------|
| 57           | Thousand Lights (East) | 9       | 4        | 14    | 33    | 32  | 17   | 72   | 42     | 34        | 52      | 60       | 93       | 462   |
| 58           | Pudupakkam             | 5       | 16       | 42    | 57    | 48  | 22   | 32   | 62     | 47        | 68      | 81       | 75       | 555   |
| 59           | Amir Mahal             | 16      | 24       | 16    | 89    | 20  | 40   | 40   | 73     | 52        | 56      | 68       | 87       | 581   |
| 60           | Royapettah             | 19      | 25       | 53    | 79    | 37  | 37   | 37   | 56     | 37        | 64      | 76       | 79       | 599   |
| 61           | Gangadeeswarar Koil    | 5       | 41       | 36    | 29    | 41  | 34   | 42   | 45     | 50        | 37      | 49       | 59       | 468   |
| 62           | Dr. Ambedkar Nagar.    | 5       | 64       | 36    | 33    | 56  | 33   | 61   | 59     | 44        | 64      | 56       | 83       | 594   |
| 63           | Periamet               | 11      | 26       | 26    | 27    | 51  | 30   | 57   | 47     | 34        | 76      | 44       | 64       | 493   |
| 64           | Park Town              | 32      | 33       | 47    | 37    | 63  | 37   | 53   | 48     | 59        | 70      | 48       | 82       | 609   |
| 65           | Adikesavapuram         | 10      | 18       | 45    | 42    | 34  | 41   | 63   | 45     | 51        | 86      | 48       | 118      | 601   |
| 66           | Chintadripet           | 12      | 17       | 41    | 41    | 45  | 41   | 38   | 86     | 43        | 65      | 54       | 98       | 581   |
| 67           | Egmore                 | 29      | 136      | 82    | 39    | 377 | 287  | 566  | 509    | 399       | 662     | 228      | 688      | 4,002 |
| 68           | Pudupet                | 8       | 18       | 51    | 425   | 46  | 54   | 62   | 70     | 86        | 77      | 75       | 91       | 1,063 |
| 69           | Komaleeswaranpet       | 7       | 11       | 37    | 25    | 44  | 53   | 46   | 43     | 58        | 51      | 57       | 67       | 499   |
| 70           | Narasingapuram         | 8       | 12       | 35    | 43    | 33  | 37   | 35   | 48     | 46        | 44      | 62       | 83       | 486   |
| 71           | Nehru Nagar            | 13      | 15       | 55    | 61    | 74  | 9    | 60   | 77     | 65        | 62      | 67       | 133      | 691   |
| 72           | Tiruvateeswaranpet.    | 3       | 11       | 35    | 59    | 58  | 17   | 52   | 90     | 58        | 67      | 95       | 103      | 648   |
| 73           | Chepauk                | 4       | 6        | 77    | 133   | 197 | 47   | 139  | 191    | 95        | 229     | 210      | 364      | 1,692 |
| 74           | Marina                 | 6       | 4        | 67    | 107   | 67  | 45   | 19   | 62     | 99        | 38      | 46       | 95       | 755   |
| 75           | Triplicane             | 3       | 16       | 18    | 49    | 36  | 33   | 25   | 36     | 81        | 51      | 61       | 97       | 506   |
| 76           | Zam Bazaar             | 10      | 12       | 51    | 60    | 97  | 39   | 24   | 57     | 110       | 57      | 99       | 119      | 735   |
| 77           | Mirshahibpet           | 16      | 24       | 58    | 49    | 90  | 43   | 44   | 53     | 117       | 52      | 102      | 132      | 780   |
| 78           | Azad Nagar             | 18      | 11       | 60    | 96    | 64  | 40   | 37   | 87     | 60        | 26      | 138      | 168      | 805   |
| 79           | Durgapuram             | 19      | 11       | 44    | 81    | 60  | 25   | 38   | 73     | 39        | 31      | 88       | 110      | 619   |

|          |                      |       |       |       |       |       |       |       |       |       |       |       |        |        |
|----------|----------------------|-------|-------|-------|-------|-------|-------|-------|-------|-------|-------|-------|--------|--------|
| 83       | Madava Perumal puram | 8     | 7     | 39    | 42    | 61    | 31    | 34    | 37    | 67    | 38    | 64    | 63     | 491    |
| 84       | Karniswarapuram      | 10    | 18    | 50    | 68    | 84    | 36    | 55    | 79    | 83    | 63    | 141   | 104    | 791    |
| 85       | Santhome             | 15    | 62    | 42    | 48    | 32    | 42    | 34    | 66    | 49    | 54    | 59    | 70     | 573    |
| 86       | Mylapore             | 9     | 56    | 22    | 74    | 15    | 25    | 41    | 58    | 61    | 37    | 45    | 71     | 514    |
| 87       | Bheemannapet         | 16    | 26    | 29    | 68    | 53    | 41    | 40    | 81    | 48    | 63    | 96    | 99     | 660    |
| 88       | Alwarpet             | 22    | 24    | 43    | 78    | 67    | 66    | 49    | 88    | 84    | 80    | 94    | 120    | 815    |
| 89       | Raja Annamalaipuram  | 39    | 45    | 93    | 136   | 107   | 86    | 106   | 184   | 125   | 82    | 173   | 175    | 1,351  |
| 90       | Adyar                | 10    | 23    | 38    | 88    | 39    | 51    | 59    | 68    | 71    | 81    | 105   | 88     | 721    |
| 91       | Aminjikarai          | 51    | 66    | 102   | 80    | 112   | 140   | 126   | 137   | 130   | 155   | 115   | 259    | 1,473  |
| 92       | Vadapalani           | 105   | 72    | 131   | 136   | 152   | 137   | 138   | 173   | 154   | 220   | 155   | 296    | 1,869  |
| 93       | Theagarayanagar      | 15    | 36    | 59    | 45    | 51    | 33    | 53    | 74    | 48    | 90    | 67    | 109    | 680    |
| 94       | Sathyamoorthi Nagar  | 12    | 24    | 62    | 48    | 77    | 48    | 51    | 93    | 67    | 104   | 70    | 142    | 798    |
| 95       | Rajaji Nagar         | 11    | 30    | 56    | 48    | 59    | 42    | 54    | 79    | 53    | 95    | 42    | 150    | 719    |
| 96       | Kamaraj Nagar        | 28    | 44    | 94    | 109   | 119   | 81    | 109   | 141   | 93    | 179   | 120   | 180    | 1,297  |
| 97       | Saidapet (North)     | 42    | 44    | 48    | 69    | 58    | 47    | 49    | 90    | 109   | 86    | 63    | 108    | 813    |
| 98       | Periapet             | 50    | 43    | 88    | 90    | 83    | 73    | 57    | 120   | 108   | 108   | 91    | 182    | 1,093  |
| 99       | Guindy               | 33    | 39    | 68    | 70    | 82    | 64    | 70    | 110   | 116   | 31    | 165   | 109    | 957    |
| 100      | Saidapet (South)     | 31    | 49    | 64    | 59    | 72    | 68    | 59    | 95    | 116   | 86    | 100   | 122    | 921    |
| Total .. |                      | 2,282 | 3,291 | 5,882 | 5,587 | 7,174 | 5,747 | 6,699 | 7,597 | 7,745 | 8,337 | 8,519 | 12,542 | 81,402 |

Births Registered among principle communities in each division during 1965

| Division No. | Name of the Division          | Aliens |         | Anglo-Indians |         | Indian Christians |         | Muslims |         | Hindus |         | Others |         | Total |         | Grand Total |
|--------------|-------------------------------|--------|---------|---------------|---------|-------------------|---------|---------|---------|--------|---------|--------|---------|-------|---------|-------------|
|              |                               | Males  | Females | Males         | Females | Males             | Females | Males   | Females | Males  | Females | Males  | Females | Males | Females |             |
| 1            | New Washermanpet ..           | ..     | ..      | 1             | 1       | 21                | 24      | 73      | 61      | 776    | 733     | ..     | ..      | 871   | 819     | 1,690       |
| 2            | Tondiarpet ..                 | ..     | ..      | 1             | 2       | 59                | 44      | 6       | 15      | 334    | 486     | ..     | ..      | 400   | 547     | 947         |
| 3            | Grace Garden ..               | ..     | ..      | 1             | 2       | 36                | 41      | 65      | 64      | 420    | 282     | ..     | ..      | 502   | 389     | 891         |
| 4            | Sanjeevirayanpet ..           | ..     | ..      | ..            | ..      | 1                 | 9       | 2       | ..      | 332    | 358     | ..     | ..      | 335   | 367     | 702         |
| 5            | Mottai Garden ..              | ..     | ..      | ..            | ..      | 2                 | 3       | 35      | 29      | 265    | 262     | ..     | ..      | 302   | 294     | 596         |
| 6            | Narayanappa Naicken Garden .. | ..     | ..      | ..            | ..      | 1                 | 2       | 4       | 1       | 328    | 287     | ..     | ..      | 333   | 290     | 623         |
| 7            | Singara Garden ..             | ..     | ..      | ..            | ..      | 2                 | 3       | ..      | 2       | 296    | 283     | ..     | ..      | 298   | 288     | 586         |
| 8            | Royapuram ..                  | ..     | ..      | 6             | 2       | 33                | 37      | 15      | 20      | 333    | 272     | ..     | ..      | 387   | 331     | 718         |
| 9            | Meenakshiamanpet ..           | ..     | ..      | 4             | 3       | 42                | 31      | 57      | 108     | 1,727  | 1,810   | ..     | ..      | 1,830 | 1,952   | 3,782       |
| 10           | Old Washermanpet ..           | ..     | ..      | ..            | 1       | 11                | 17      | 25      | 18      | 375    | 289     | ..     | ..      | 411   | 325     | 736         |
| 11           | Seven Wells (North) ..        | ..     | ..      | 1             | 1       | 10                | 11      | 15      | 7       | 280    | 243     | ..     | ..      | 306   | 262     | 568         |
| 12           | Amman Koil (North) ..         | ..     | ..      | ..            | 2       | 15                | 11      | 20      | 27      | 163    | 158     | ..     | ..      | 198   | 198     | 396         |
| 13           | Muthialpet ..                 | ..     | ..      | ..            | ..      | ..                | 1       | 13      | 21      | 200    | 262     | ..     | ..      | 213   | 284     | 497         |
| 14           | Harbour ..                    | ..     | ..      | ..            | ..      | 8                 | 2       | 126     | 110     | 165    | 151     | ..     | ..      | 299   | 263     | 562         |
| 15           | Mannady ..                    | ..     | ..      | ..            | ..      | 5                 | 7       | 7       | 6       | 153    | 172     | ..     | ..      | 165   | 185     | 350         |
| 16           | Amman Koil (South) ..         | ..     | ..      | 3             | ..      | 14                | 14      | 37      | 37      | 166    | 156     | ..     | ..      | 220   | 207     | 427         |
| 17           | Seven Wells (South) ..        | ..     | ..      | 2             | ..      | 10                | 11      | 38      | 41      | 286    | 250     | ..     | ..      | 336   | 302     | 638         |
| 18           | Sowcarpet ..                  | ..     | ..      | ..            | ..      | ..                | 2       | 6       | 3       | 149    | 139     | ..     | ..      | 155   | 144     | 299         |
| 19           | Kothavalchavadi ..            | ..     | ..      | ..            | ..      | 3                 | 9       | 61      | 51      | 187    | 147     | ..     | ..      | 251   | 207     | 458         |
| 20           | Katchaleeswarar Garden ..     | ..     | ..      | ..            | ..      | 3                 | 3       | 35      | 24      | 160    | 132     | ..     | ..      | 198   | 159     | 357         |
| 21           | Korukkupet ..                 | ..     | ..      | ..            | 1       | 4                 | 5       | 18      | 22      | 468    | 428     | ..     | 2       | 492   | 459     | 951         |

|    |                      |    |    |     |     |     |     |    |    |     |     |       |
|----|----------------------|----|----|-----|-----|-----|-----|----|----|-----|-----|-------|
| 24 | Nagar                | 11 | 10 | 231 | 147 | 370 | 468 | 1  | 3  | 613 | 628 | 1,241 |
| 25 | Basin Bridge         | 20 | 18 | 52  | 43  | 306 | 277 | 6  | 3  | 386 | 342 | 728   |
| 26 | Kondithope           | 2  | 2  | 8   | 7   | 304 | 298 | 1  | 2  | 315 | 309 | 624   |
| 27 | Peddu Naickenpet     | 1  | 1  | 9   | 2   | 373 | 350 | 1  | .. | 384 | 353 | 737   |
| 28 | Perumal Koil Garden. | 5  | .. | 8   | 3   | 272 | 282 | .. | .. | 285 | 285 | 570   |
| 29 | Tiruvelyan Basin     | 7  | 1  | 9   | 1   | 167 | 211 | 1  | 2  | 184 | 215 | 399   |
| 30 | Elephant Gate        | 3  | 1  | 5   | 3   | 205 | 207 | 2  | 1  | 215 | 212 | 427   |
| 31 | Edapalayam           | 4  | .. | 6   | 2   | 235 | 264 | 3  | 4  | 248 | 270 | 518   |
| 32 | Perambur             | 18 | 14 | 6   | 7   | 462 | 477 | .. | .. | 486 | 498 | 984   |
| 33 | Vyasarpady           | 23 | 29 | 12  | 2   | 549 | 489 | .. | .. | 584 | 520 | 1,104 |
| 34 | Puliyanthope         | 26 | 21 | 159 | 146 | 536 | 492 | .. | .. | 721 | 659 | 1,380 |
| 35 | Wadia Nagar          | 13 | 9  | 117 | 105 | 197 | 129 | .. | .. | 327 | 243 | 570   |
| 36 | Thiru Vi-Ka-Nagar    | 44 | 42 | 47  | 39  | 342 | 346 | .. | .. | 433 | 427 | 860   |
| 37 | Pattalam             | 8  | 6  | 13  | 8   | 165 | 165 | .. | .. | 186 | 181 | 367   |
| 38 | Thattan Kulam        | 3  | 7  | 5   | 6   | 367 | 341 | .. | .. | 375 | 354 | 729   |
| 39 | Dr. Besant Nagar     | 20 | 21 | 143 | 117 | 327 | 344 | .. | .. | 490 | 482 | 972   |
| 40 | Choolai              | 2  | 1  | 2   | 1   | 320 | 377 | .. | .. | 324 | 380 | 704   |
| 41 | Hospital Garden      | 10 | 18 | 3   | ..  | 330 | 287 | .. | .. | 344 | 305 | 649   |
| 42 | Sembiam              | 42 | 43 | 58  | 56  | 479 | 434 | .. | .. | 587 | 536 | 1,123 |
| 43 | Seru Vellore         | 4  | 27 | 20  | 23  | 282 | 288 | .. | .. | 320 | 342 | 662   |
| 44 | Agaram               | 6  | 28 | 10  | 8   | 256 | 235 | .. | .. | 296 | 277 | 573   |
| 45 | Agamma Ammai Nagar   | 1  | 18 | 28  | 21  | 472 | 458 | .. | .. | 524 | 498 | 1,022 |
| 46 | Ayanavaram           | 5  | 36 | 29  | 32  | 620 | 649 | .. | .. | 699 | 719 | 1,418 |
| 47 | Nammalvarpet         | 1  | 20 | 5   | 4   | 366 | 366 | .. | .. | 395 | 391 | 786   |
| 48 | Otteri               | .. | 22 | 17  | 11  | 405 | 382 | .. | .. | 461 | 415 | 876   |
| 49 | Kosapet              | .. | 6  | 7   | 5   | 376 | 379 | .. | .. | 386 | 390 | 776   |
| 50 | Perumalpet           | 2  | 40 | 4   | 3   | 242 | 234 | .. | .. | 291 | 279 | 570   |
| 51 | Purasawalkam         | 2  | 20 | 3   | 2   | 226 | 255 | .. | .. | 262 | 279 | 541   |
| 52 | Shenoy Nagar         | 1  | 19 | 16  | 18  | 522 | 503 | .. | .. | 559 | 540 | 1,099 |
| 53 | Kilpaik              | 1  | 33 | 13  | 14  | 516 | 520 | .. | .. | 569 | 569 | 1,138 |
| 54 | Chetpet              | .. | 24 | 11  | 10  | 306 | 283 | .. | .. | 342 | 318 | 660   |
| 55 | Nungambakkam         | .. | 21 | 3   | 5   | 229 | 236 | .. | .. | 253 | 262 | 515   |

VITAL STATISTICS

STATISTICS SUPPLEMENT No. 4—(contd.)

Births Registered among principle communities in each division during 1965—(contd.)

| Division No. | Name of the Division   | Aliens |         | Anglo-Indians |         | Indian Christians |         | Muslims |         | Hindus |         | Others |         | Total |         | Grand Total |
|--------------|------------------------|--------|---------|---------------|---------|-------------------|---------|---------|---------|--------|---------|--------|---------|-------|---------|-------------|
|              |                        | Males  | Females | Males         | Females | Males             | Females | Males   | Females | Males  | Females | Males  | Females | Males | Females |             |
| 55           | Sevagram               | ..     | ..      | ..            | ..      | 6                 | 7       | 4       | 5       | 207    | 233     | ..     | ..      | 217   | 245     | 462         |
| 56           | Thousand Lights        | 2      | 6       | 1             | ..      | 29                | 18      | 30      | 38      | 191    | 239     | ..     | ..      | 253   | 301     | 554         |
| 57           | Thousand Lights (East) | ..     | ..      | 1             | 1       | 20                | 18      | 30      | 24      | 195    | 173     | ..     | ..      | 246   | 216     | 462         |
| 58           | Pudupakkam             | ..     | ..      | ..            | ..      | 8                 | 5       | 53      | 36      | 237    | 216     | ..     | ..      | 298   | 257     | 555         |
| 59           | Amir Mahal             | ..     | ..      | 2             | ..      | 17                | 23      | 96      | 97      | 168    | 178     | ..     | ..      | 283   | 298     | 581         |
| 60           | Royapettah             | ..     | ..      | 1             | 1       | 12                | 13      | 15      | 6       | 300    | 250     | ..     | 1       | 328   | 271     | 599         |
| 61           | Gangadeeswarar Koil    | ..     | ..      | ..            | ..      | 5                 | 13      | 15      | 9       | 228    | 198     | ..     | ..      | 248   | 220     | 468         |
| 62           | Dr. Ambedkar Nagar.    | ..     | ..      | 2             | 2       | 50                | 49      | 38      | 48      | 206    | 195     | 2      | 2       | 298   | 296     | 594         |
| 63           | Periamet               | ..     | ..      | 2             | ..      | 15                | 14      | 15      | 17      | 219    | 210     | 1      | ..      | 252   | 241     | 493         |
| 64           | Park Town              | ..     | ..      | ..            | ..      | 11                | 12      | 17      | 12      | 290    | 263     | 2      | 2       | 320   | 289     | 609         |
| 65           | Adikesavapuram         | ..     | ..      | 1             | ..      | 22                | 20      | 11      | 9       | 253    | 285     | ..     | ..      | 287   | 314     | 601         |
| 66           | Chintadripet           | ..     | ..      | ..            | ..      | 3                 | 4       | 13      | 12      | 267    | 282     | ..     | ..      | 283   | 298     | 581         |
| 67           | Egmore                 | ..     | ..      | 2             | 1       | 49                | 57      | 50      | 39      | 1,899  | 1,892   | 5      | 8       | 2,005 | 1,997   | 4,002       |
| 68           | Pudupet                | ..     | ..      | 3             | 1       | 52                | 45      | 73      | 61      | 421    | 392     | 8      | 7       | 557   | 506     | 1,063       |
| 69           | Komaleeswaranpet       | ..     | ..      | 1             | 1       | 6                 | 7       | 11      | 19      | 231    | 222     | 1      | ..      | 250   | 249     | 499         |
| 70           | Narasingapuram         | ..     | ..      | 1             | ..      | 12                | 15      | 18      | 15      | 213    | 212     | ..     | ..      | 244   | 242     | 486         |
| 71           | Nehru Nagar            | ..     | ..      | 1             | ..      | 7                 | 7       | 127     | 126     | 201    | 222     | ..     | ..      | 336   | 355     | 691         |
| 72           | Tiruvateeswaranpet.    | ..     | ..      | ..            | ..      | 2                 | 1       | 111     | 105     | 224    | 205     | ..     | ..      | 337   | 311     | 648         |
| 73           | Chepauk                | ..     | ..      | 5             | 3       | 27                | 16      | 57      | 55      | 806    | 723     | ..     | ..      | 895   | 797     | 1,692       |
| 74           | Marina                 | ..     | ..      | ..            | ..      | ..                | 1       | 7       | 4       | 382    | 361     | ..     | ..      | 389   | 366     | 755         |
| 75           | Triplicane             | ..     | ..      | ..            | ..      | ..                | 3       | 5       | 1       | 248    | 249     | ..     | ..      | 253   | 253     | 506         |



VITAL STATISTICS

STATISTICS SUPPLEMENT No. 5

Deaths Registered in each Division during each month in 1965

| Division No. | Name of the Division          | January | February | March | April | May | June | July | August | September | October | November | December | Total deaths registered excluding still births |
|--------------|-------------------------------|---------|----------|-------|-------|-----|------|------|--------|-----------|---------|----------|----------|--|
| 1            | New Washermanpet ..           | 59      | 60       | 81    | 77    | 55  | 58   | 61   | 55     | 94        | 80      | 91       | 133      | 904  |
| 2            | Tondiarpet ..                 | 41      | 32       | 33    | 29    | 28  | 38   | 19   | 35     | 51        | 54      | 37       | 61       | 458  |
| 3            | Grace Garden ..               | 22      | 23       | 24    | 21    | 24  | 19   | 26   | 27     | 19        | 22      | 39       | 35       | 301  |
| 4            | Sanjeevirayanpet ..           | 17      | 21       | 13    | 21    | 19  | 12   | 19   | 16     | 23        | 24      | 28       | 28       | 241  |
| 5            | Mottai Garden ..              | 20      | 25       | 27    | 23    | 23  | 17   | 23   | 13     | 37        | 32      | 29       | 33       | 302  |
| 6            | Narayanappa Naicken Garden .. | 13      | 23       | 15    | 8     | 16  | 11   | 9    | 14     | 16        | 17      | 22       | 30       | 194  |
| 7            | Singara Garden ..             | 15      | 25       | 18    | 12    | 21  | 23   | 19   | 15     | 22        | 21      | 13       | 29       | 233  |
| 8            | Royapuram ..                  | 18      | 24       | 28    | 17    | 14  | 15   | 25   | 18     | 22        | 22      | 25       | 41       | 269  |
| 9            | Meenakshiammanpet.            | 34      | 46       | 40    | 28    | 29  | 41   | 28   | 34     | 48        | 55      | 65       | 107      | 555  |
| 10           | Old Washermanpet ..           | 16      | 30       | 26    | 18    | 27  | 26   | 20   | 19     | 40        | 40      | 31       | 45       | 338  |
| 11           | Seven Wells (North) ..        | 44      | 62       | 60    | 40    | 67  | 41   | 57   | 47     | 46        | 54      | 51       | 67       | 636  |
| 12           | Amman Koil (North).           | 15      | 16       | 24    | 14    | 9   | 14   | 17   | 16     | 10        | 13      | 22       | 27       | 197  |
| 13           | Muthialpet ..                 | 19      | 10       | 13    | 8     | 15  | 14   | 16   | 14     | 21        | 21      | 25       | 33       | 209  |
| 14           | Harbour ..                    | 18      | 15       | 29    | 20    | 38  | 40   | 17   | 24     | 23        | 26      | 30       | 35       | 315  |
| 15           | Mannady ..                    | 7       | 7        | 6     | 14    | 8   | 10   | 8    | 9      | 8         | 9       | 16       | 11       | 113  |
| 16           | Amman Koil (South)            | 6       | 11       | 13    | 10    | 14  | 13   | 7    | 10     | 17        | 15      | 25       | 17       | 158  |
| 17           | Seven Wells (South) ..        | 13      | 10       | 16    | 26    | 17  | 11   | 19   | 14     | 16        | 24      | 35       | 34       | 235  |
| 18           | Sowcarpet ..                  | 8       | 8        | 6     | 9     | 6   | 1    | 3    | 7      | 8         | 9       | 9        | 19       | 93   |
| 19           | Kothavalchavadi ..            | 7       | 12       | 15    | 20    | 15  | 22   | 10   | 14     | 15        | 14      | 21       | 18       | 183  |
| 20           | Katchaleeswarar Garden ..     | 17      | 12       | 17    | 10    | 7   | 15   | 9    | 7      | 16        | 9       | 12       | 13       | 144  |
| 21           | Korukkupet ..                 | 39      | 36       | 44    | 37    | 32  | 32   | 27   | 44     | 62        | 63      | 62       | 76       | 554  |
| 22           | Kumarasamy Nagar...           | 31      | 28       | 35    | 19    | 35  | 26   | 22   | 33     | 48        | 47      | 56       | 53       | 433  |
| 23           | Dr. Viiavaragavatu            |         |          |       |       |     |      |      |        |           |         |          |          |  |

|    |                      |    |    |    |    |    |    |    |    |    |    |    |    |    |     |
|----|----------------------|----|----|----|----|----|----|----|----|----|----|----|----|----|-----|
| 24 | Basin Bridge         | .. | 23 | 34 | 38 | 27 | 40 | 26 | 30 | 25 | 32 | 39 | 45 | 56 | 418 |
| 25 | Kondithope           | .. | 21 | 17 | 22 | 13 | 14 | 13 | 17 | 20 | 32 | 24 | 30 | 31 | 254 |
| 26 | Peddu Naickenpet     | .. | 12 | 26 | 32 | 11 | 24 | 12 | 17 | 16 | 42 | 21 | 21 | 68 | 302 |
| 27 | Perumal Koil Garden. | .. | 13 | 16 | 17 | 12 | 15 | 19 | 9  | 33 | 14 | 17 | 26 | 39 | 230 |
| 28 | Tiruveyan Basin      | .. | 8  | 3  | 3  | 5  | 9  | 2  | 6  | 9  | 7  | 5  | 5  | 21 | 83  |
| 29 | Elephant Gate        | .. | 6  | 8  | 9  | 9  | 9  | 10 | 7  | 14 | 20 | 14 | 30 | 6  | 142 |
| 30 | Edapalayam           | .. | 10 | 8  | 15 | 16 | 14 | 13 | 7  | 8  | 15 | 13 | 27 | 25 | 171 |
| 31 | Perambur             | .. | 27 | 32 | 23 | 15 | 30 | 27 | 26 | 24 | 23 | 35 | 33 | 50 | 345 |
| 32 | Vyasarpadu           | .. | 46 | 35 | 51 | 40 | 46 | 67 | 51 | 50 | 56 | 81 | 71 | 82 | 676 |
| 33 | Puliyanthope         | .. | 34 | 26 | 46 | 32 | 51 | 48 | 52 | 55 | 57 | 53 | 79 | 82 | 615 |
| 34 | Wadia Nagar          | .. | 20 | 20 | 30 | 23 | 15 | 24 | 18 | 32 | 35 | 29 | 60 | 38 | 334 |
| 35 | Thiru Vi-Ka-Nagar    | .. | 24 | 25 | 27 | 25 | 32 | 37 | 36 | 26 | 42 | 50 | 56 | 57 | 437 |
| 36 | Pattalam             | .. | 10 | 11 | 7  | 13 | 18 | 8  | 10 | 13 | 19 | 20 | 28 | 27 | 184 |
| 37 | Thattan Kulam        | .. | 26 | 13 | 23 | 14 | 18 | 19 | 22 | 16 | 18 | 25 | 33 | 47 | 274 |
| 38 | Dr. Besant Nagar     | .. | 42 | 38 | 34 | 31 | 30 | 32 | 42 | 43 | 63 | 50 | 78 | 58 | 541 |
| 39 | Choolai              | .. | 13 | 19 | 23 | 8  | 19 | 16 | 14 | 21 | 22 | 23 | 20 | 23 | 221 |
| 40 | Hospital Garden      | .. | 18 | 16 | 21 | 13 | 17 | 8  | 20 | 26 | 20 | 21 | 25 | 24 | 229 |
| 41 | Sembiam              | .. | 23 | 22 | 26 | 37 | 28 | 22 | 25 | 22 | 36 | 36 | 41 | 54 | 372 |
| 42 | Seruvellore          | .. | 13 | 8  | 22 | 20 | 24 | 22 | 23 | 22 | 21 | 29 | 18 | 34 | 256 |
| 43 | Agaram               | .. | 9  | 8  | 19 | 11 | 17 | 7  | 7  | 11 | 5  | 19 | 16 | 14 | 143 |
| 44 | Nagamma Ammai Nagar  | .. | 38 | .. | 46 | 22 | 21 | 27 | 23 | 24 | 26 | 40 | 32 | 34 | 333 |
| 45 | Ayanavaram           | .. | 33 | 31 | 30 | 32 | 33 | 34 | 32 | 33 | 44 | 41 | 57 | 68 | 468 |
| 46 | Nammalvarpet         | .. | 25 | 25 | 38 | 36 | 34 | 20 | 26 | 27 | 39 | 49 | 39 | 55 | 413 |
| 47 | Otteri               | .. | 18 | 16 | 31 | 23 | 30 | 25 | 34 | 33 | 40 | 49 | 44 | 67 | 410 |
| 48 | Kosapet              | .. | 16 | 21 | 20 | 25 | 20 | 13 | 15 | 22 | 17 | 32 | 44 | 45 | 290 |
| 49 | Perumalpet           | .. | 12 | 8  | 11 | 12 | 12 | 14 | 13 | 14 | 19 | 15 | 16 | 29 | 175 |
| 50 | Purasawalkam         | .. | 18 | 18 | 21 | 19 | 16 | 13 | 11 | 21 | 24 | 13 | 36 | 40 | 250 |
| 51 | Shenoy Nagar         | .. | 27 | 22 | 24 | 35 | 27 | 26 | 30 | 16 | 32 | 38 | 60 | 68 | 405 |
| 52 | Kilpauk              | .. | 7  | 22 | 22 | 37 | 20 | 17 | 27 | 29 | 27 | 34 | 52 | 68 | 362 |
| 53 | Chetpet              | .. | 13 | 16 | 13 | 14 | 19 | 19 | 14 | 25 | 24 | 29 | 23 | 19 | 228 |
| 54 | Nungambakkam         | .. | 24 | 21 | 13 | 17 | 28 | 29 | 14 | 19 | 31 | 30 | 23 | 30 | 279 |
| 55 | Sevagram             | .. | 18 | 13 | 15 | 18 | 20 | 20 | 11 | 19 | 22 | 30 | 23 | 24 | 233 |

VITAL STATISTICS

STATISTICS SUPPLEMENT No. 5—(contd.)

Deaths Registered in each Division during each month in 1965—(contd.)

| Division No. | Name of the Division   | January | February | March | April | May | June | July | August | September | October | November | December | Total deaths registered excluding still births |
|--------------|------------------------|---------|----------|-------|-------|-----|------|------|--------|-----------|---------|----------|----------|--|
| 56           | Thousand Lights (West) | 17      | 22       | 17    | 16    | 18  | 27   | 14   | 16     | 25        | 19      | 21       | 25       | 237  |
| 57           | Thousand Lights (East) | 18      | 15       | 11    | 6     | 14  | 14   | 14   | 16     | 6         | 11      | 28       | 31       | 184  |
| 58           | Pudupakkam             | 17      | 18       | 24    | 16    | 24  | 12   | 17   | 15     | 24        | 15      | 25       | 43       | 250  |
| 59           | Amir Mahal             | 29      | 31       | 26    | 38    | 29  | 32   | 26   | 34     | 28        | 28      | 39       | 56       | 396  |
| 60           | Royapettah             | 8       | 13       | 9     | 18    | 14  | 11   | 23   | 19     | 15        | 23      | 20       | 25       | 198  |
| 61           | Gangadeeswarar Koil.   | 10      | 17       | 14    | 8     | 18  | 19   | 12   | 9      | 13        | 20      | 21       | 33       | 194  |
| 62           | Dr. Ambedkar Nagar.    | 19      | 24       | 24    | 19    | 18  | 12   | 13   | 21     | 16        | 24      | 29       | 30       | 249  |
| 63           | Periamet               | 16      | 7        | 11    | 21    | 19  | 4    | 11   | 14     | 19        | 14      | 19       | 22       | 177  |
| 64           | Park Town              | 79      | 106      | 81    | 62    | 139 | 84   | 95   | 108    | 116       | 118     | 138      | 212      | 1,338  |
| 65           | Adikesavapuram         | 12      | 10       | 20    | 18    | 14  | 14   | 20   | 20     | 21        | 27      | 18       | 42       | 236  |
| 66           | Chintadripet           | 19      | 18       | 20    | 21    | 18  | 11   | 14   | 18     | 19        | 20      | 22       | 27       | 227  |
| 67           | Egmore                 | 9       | 10       | 20    | 12    | 54  | 42   | 49   | 80     | 56        | 63      | 57       | 163      | 615  |
| 68           | Pudupet                | 12      | 8        | 20    | 70    | 18  | 16   | 11   | 22     | 34        | 28      | 18       | 38       | 295  |
| 69           | Komaleeswaranpet       | 15      | 10       | 8     | 19    | 15  | 9    | 13   | 14     | 8         | 16      | 28       | 18       | 173  |
| 70           | Narasingapuram         | 15      | 16       | 17    | 22    | 7   | 9    | 13   | 23     | 22        | 21      | 18       | 20       | 203  |
| 71           | Nehru Nagar            | 23      | 25       | 24    | 15    | 18  | 14   | 25   | 13     | 25        | 19      | 35       | 33       | 269  |
| 72           | Tiruvateeswaranpet     | 21      | 18       | 11    | 22    | 16  | 13   | 22   | 16     | 18        | 23      | 20       | 30       | 230  |
| 73           | Chepauk                | 7       | 9        | 22    | 15    | 22  | 10   | 25   | 22     | 15        | 16      | 30       | 32       | 225  |
| 74           | Marina                 | 20      | 20       | 21    | 23    | 30  | 20   | 16   | 28     | 26        | 25      | 31       | 35       | 305  |
| 75           | Triplicane             | 15      | 14       | 14    | 10    | 4   | 13   | 16   | 12     | 22        | 25      | 23       | 23       | 201  |
| 76           | Zam Bazaar             | 14      | 27       | 16    | 17    | 25  | 25   | 10   | 19     | 16        | 20      | 22       | 35       | 246  |
| 77           | Mirshahibpet           | 26      | 21       | 28    | 10    | 20  | 23   | 12   | 23     | 33        | 40      | 35       | 48       | 319  |
| 78           | Azad Nagar             | 22      | 25       | 19    | 22    | 36  | 30   | 30   | 19     | 28        | 16      | 32       | 46       | 325  |

|       |                          |    |       |       |       |       |       |       |       |       |       |       |       |       |        |
|-------|--------------------------|----|-------|-------|-------|-------|-------|-------|-------|-------|-------|-------|-------|-------|--------|
| 80    | Krishnampet              | .. | 23    | 17    | 27    | 26    | 15    | 20    | 17    | 18    | 34    | 22    | 33    | 54    | 306    |
| 81    | Teynampet                | .. | 19    | 15    | 20    | 19    | 19    | 14    | 18    | 17    | 20    | 22    | 22    | 21    | 226    |
| 82    | Vivekanandapuram         | .. | 12    | 25    | 18    | 18    | 10    | 24    | 11    | 14    | 17    | 28    | 17    | 22    | 216    |
| 83    | Madava Perumal-<br>puram | .. | 15    | 23    | 23    | 21    | 21    | 21    | 8     | 11    | 15    | 18    | 17    | 27    | 220    |
| 84    | Karniswarapuram          | .. | 26    | 21    | 19    | 26    | 30    | 24    | 20    | 25    | 23    | 42    | 47    | 54    | 357    |
| 85    | Santhome                 | .. | 16    | 16    | 23    | 20    | 10    | 13    | 17    | 12    | 25    | 25    | 27    | 32    | 236    |
| 86    | Mylapore                 | .. | 18    | 17    | 18    | 16    | 18    | 14    | 23    | 19    | 12    | 16    | 18    | 29    | 218    |
| 87    | Bheemannapet             | .. | 14    | 17    | 22    | 15    | 24    | 17    | 26    | 25    | 22    | 17    | 28    | 24    | 251    |
| 88    | Alwarpet                 | .. | 20    | 17    | 23    | 20    | 23    | 22    | 24    | 16    | 27    | 34    | 30    | 28    | 284    |
| 89    | Raja Annamalaipuram      | .. | 26    | 26    | 35    | 36    | 39    | 28    | 27    | 22    | 43    | 40    | 45    | 59    | 426    |
| 90    | Adyar                    | .. | 18    | 16    | 18    | 15    | 14    | 13    | 21    | 21    | 33    | 25    | 23    | 30    | 247    |
| 91    | Aminjikarai              | .. | 35    | 48    | 38    | 42    | 49    | 47    | 49    | 43    | 57    | 67    | 87    | 90    | 652    |
| 92    | Vadapalani               | .. | 46    | 65    | 29    | 22    | 38    | 42    | 43    | 42    | 28    | 59    | 56    | 50    | 520    |
| 93    | Theagarayanagar          | .. | 12    | 15    | 24    | 19    | 23    | 26    | 22    | 33    | 21    | 27    | 33    | 33    | 288    |
| 94    | Sathyamoorthi Nagar.     | .. | 29    | 29    | ..    | 30    | 33    | 24    | 25    | 52    | 33    | 42    | 46    | 53    | 396    |
| 95    | Rajaji Nagar             | .. | 23    | 18    | 20    | 20    | 25    | 23    | 20    | 13    | 28    | 29    | 35    | 46    | 300    |
| 96    | Kamaraj Nagar            | .. | 41    | 36    | 31    | 51    | 40    | 31    | 40    | 52    | 56    | 30    | 65    | 68    | 541    |
| 97    | Saidapet (North)         | .. | 27    | 27    | 34    | 13    | 20    | 23    | 24    | 31    | 33    | 33    | 42    | 46    | 353    |
| 98    | Periapet                 | .. | 31    | 28    | 26    | 15    | 33    | 32    | 32    | 21    | 55    | 36    | 48    | 62    | 419    |
| 99    | Guindy                   | .. | 22    | 27    | 31    | 31    | 29    | 22    | 22    | 25    | 32    | 29    | 45    | 69    | 384    |
| 100   | Saidapet (South)         | .. | 25    | 25    | 31    | 14    | 29    | 20    | 23    | 22    | 35    | 33    | 31    | 38    | 326    |
| Total |                          | .. | 2,132 | 2,223 | 2,427 | 2,201 | 2,490 | 2,226 | 2,228 | 2,456 | 2,956 | 3,072 | 3,589 | 4,474 | 32,474 |

Deaths Registered among Principal communities in each Division during the year 1965.

| Division No. | Name of the Division          | Aliens |         | Anglo-Indians |         | Indian Christians |         | Muslims |         | Hindus |         | Others |         | All communities |         | Total Deaths Registered (excluding still Births) |
|--------------|-------------------------------|--------|---------|---------------|---------|-------------------|---------|---------|---------|--------|---------|--------|---------|-----------------|---------|--|
|              |                               | Males  | Females | Males         | Females | Males             | Females | Males   | Females | Males  | Females | Males  | Females | Males           | Females |  |
| 1            | New Washermanpet ..           | ..     | ..      | ..            | ..      | 16                | 19      | 42      | 38      | 393    | 396     | ..     | ..      | 451             | 453     | 904  |
| 2            | Tondiarpet ..                 | ..     | ..      | ..            | 1       | 38                | 31      | 12      | 5       | 192    | 177     | ..     | ..      | 244             | 214     | 458  |
| 3            | Grace Garden ..               | ..     | ..      | ..            | 1       | 14                | 17      | 19      | 30      | 111    | 109     | ..     | ..      | 144             | 157     | 301  |
| 4            | Sanjeevirayanpet ..           | ..     | ..      | ..            | ..      | 2                 | 1       | 1       | 1       | 117    | 119     | ..     | ..      | 120             | 121     | 241  |
| 5            | Mottai Garden ..              | ..     | ..      | ..            | ..      | 3                 | 1       | 18      | 24      | 121    | 135     | ..     | ..      | 142             | 160     | 302  |
| 6            | Narayanappa Naicken Garden .. | ..     | ..      | ..            | ..      | 1                 | ..      | 1       | 1       | 109    | 82      | ..     | ..      | 111             | 83      | 194  |
| 7            | Singara Garden ..             | ..     | ..      | ..            | ..      | 3                 | 1       | 1       | ..      | 125    | 103     | ..     | ..      | 129             | 104     | 233  |
| 8            | Royapuram ..                  | ..     | ..      | ..            | 1       | 18                | 24      | 16      | 5       | 96     | 107     | ..     | ..      | 132             | 137     | 269  |
| 9            | Meenakshiammanpet ..          | ..     | ..      | ..            | ..      | 8                 | 8       | 46      | 53      | 189    | 251     | ..     | ..      | 243             | 312     | 555  |
| 10           | Old Washermanpet ..           | ..     | ..      | ..            | 2       | 20                | 18      | 12      | 9       | 144    | 133     | ..     | ..      | 176             | 162     | 338  |
| 11           | Seven Wells (North)..         | ..     | ..      | ..            | 1       | 17                | 12      | 22      | 14      | 398    | 169     | 1      | 1       | 439             | 197     | 636  |
| 12           | Amman Koil (North).           | ..     | ..      | ..            | 1       | 8                 | 9       | 13      | 7       | 88     | 71      | ..     | ..      | 110             | 87      | 197  |
| 13           | Muthialpet ..                 | ..     | ..      | ..            | ..      | ..                | 4       | 5       | 14      | 87     | 99      | ..     | ..      | 92              | 117     | 209  |
| 14           | Harbour ..                    | ..     | ..      | ..            | ..      | 3                 | 4       | 69      | 64      | 97     | 66      | ..     | 1       | 170             | 135     | 305  |
| 15           | Mannady ..                    | ..     | ..      | ..            | 1       | 5                 | 2       | 3       | 2       | 46     | 54      | ..     | ..      | 55              | 58      | 113  |
| 16           | Amman Koil (South).           | ..     | ..      | ..            | 1       | 8                 | 12      | 12      | 12      | 53     | 60      | ..     | ..      | 73              | 85      | 158  |
| 17           | Seven Wells (South) ..        | ..     | ..      | ..            | 1       | 3                 | 6       | 15      | 21      | 109    | 80      | ..     | ..      | 127             | 108     | 235  |
| 18           | Sowcarpet ..                  | ..     | ..      | ..            | ..      | ..                | ..      | ..      | ..      | 57     | 36      | ..     | ..      | 57              | 36      | 93   |
| 19           | Kothavalchavadi ..            | ..     | ..      | ..            | ..      | 2                 | ..      | ..      | 19      | 69     | 58      | ..     | 1       | 105             | 78      | 183  |
| 20           | Katchaleeswarar Garden ..     | ..     | ..      | ..            | ..      | 1                 | ..      | 10      | 4       | 63     | 66      | ..     | ..      | 74              | 70      | 144  |
| 21           | Korukkupet ..                 | ..     | ..      | ..            | ..      | 2                 | 1       | 6       | 7       | 276    | 262     | ..     | ..      | 284             | 270     | 554  |
| 22           | ..                            | ..     | ..      | ..            | ..      | 1                 | ..      | 14      | 7       | 310    | 108     | ..     | ..      | 325             | 308     | 633  |



Deaths registered among Principal communities in each Division during the year 1965.

| Division No. | Name of the Division   | Aliens |         | Anglo-Indians |         | Indian Christians |         | Muslims |         | Hindus |         | Others |         | All communities |         | Total Deaths Registered (excluding still Births) |
|--------------|------------------------|--------|---------|---------------|---------|-------------------|---------|---------|---------|--------|---------|--------|---------|-----------------|---------|--|
|              |                        | Males  | Females | Males         | Females | Males             | Females | Males   | Females | Males  | Females | Males  | Females | Males           | Females |  |
| 54           | Nungambakkam           | ..     | 1       | 1             | 4       | 18                | 19      | 2       | 3       | 126    | 105     | ..     | ..      | 147             | 132     | 279  |
| 55           | Sevagram               | ..     | ..      | ..            | ..      | 6                 | 4       | 2       | 3       | 105    | 113     | ..     | ..      | 113             | 120     | 233  |
| 56           | Thousand Lights (West) | ..     | ..      | 1             | 2       | 15                | 13      | 20      | 13      | 89     | 83      | ..     | ..      | 126             | 111     | 237  |
| 57           | Thousand Lights (East) | ..     | ..      | ..            | ..      | 16                | 16      | 13      | 13      | 65     | 61      | ..     | ..      | 94              | 90      | 184  |
| 58           | Pudupakkam             | ..     | ..      | ..            | ..      | 5                 | 6       | 21      | 35      | 93     | 90      | ..     | ..      | 119             | 131     | 250  |
| 59           | Amir Mahal             | ..     | ..      | ..            | ..      | 7                 | 21      | 54      | 55      | 140    | 117     | ..     | 2       | 203             | 193     | 396  |
| 60           | Royapettah             | ..     | ..      | ..            | 2       | 7                 | 10      | 15      | 15      | 81     | 68      | ..     | ..      | 103             | 95      | 198  |
| 61           | Gangadeeswarar Koil.   | ..     | ..      | ..            | ..      | 3                 | 4       | 4       | 4       | 117    | 62      | ..     | ..      | 124             | 70      | 194  |
| 62           | Dr. Ambedkar Nagar.    | ..     | ..      | 2             | 2       | 11                | 19      | 19      | 15      | 117    | 64      | ..     | ..      | 149             | 100     | 249  |
| 63           | Periamet               | ..     | ..      | 2             | 3       | 12                | 5       | 11      | 7       | 67     | 69      | ..     | 1       | 93              | 84      | 177  |
| 64           | Park Town              | ..     | ..      | ..            | ..      | 17                | 10      | 39      | 15      | 818    | 426     | ..     | 8       | 882             | 456     | 1,338  |
| 65           | Adikesavapuram         | ..     | ..      | 1             | 1       | 12                | 9       | 5       | 3       | 106    | 99      | ..     | ..      | 124             | 112     | 236  |
| 66           | Chintadripet           | ..     | ..      | ..            | ..      | 6                 | ..      | 9       | 5       | 107    | 100     | ..     | ..      | 122             | 105     | 227  |
| 67           | Egmore                 | ..     | ..      | 3             | ..      | 19                | 14      | 10      | 20      | 246    | 288     | ..     | 10      | 288             | 327     | 615  |
| 68           | Pudupet                | ..     | ..      | 1             | 2       | 19                | 27      | 30      | 25      | 85     | 99      | ..     | 5       | 140             | 155     | 295  |
| 69           | Komaleeswaranpet       | ..     | ..      | ..            | 1       | 8                 | 2       | 7       | 6       | 72     | 77      | ..     | ..      | 87              | 86      | 173  |
| 70           | Narasingapuram         | ..     | ..      | ..            | ..      | 9                 | 3       | 11      | 12      | 94     | 74      | ..     | ..      | 114             | 89      | 203  |
| 71           | Nehru Nagar            | ..     | ..      | ..            | ..      | 2                 | 1       | 54      | 46      | 87     | 79      | ..     | ..      | 143             | 126     | 269  |
| 72           | Tiruvatteeswaranpet.   | ..     | ..      | ..            | ..      | 3                 | ..      | 48      | 35      | 75     | 69      | ..     | ..      | 126             | 104     | 230  |
| 73           | Chepauk                | ..     | ..      | ..            | ..      | 1                 | 2       | 16      | 12      | 88     | 106     | ..     | ..      | 105             | 120     | 225  |
| 74           | Marina                 | ..     | ..      | ..            | ..      | ..                | ..      | ..      | ..      | ..     | ..      | ..     | ..      | ..              | ..      | ..   |



VITAL STATISTICS

STATISTICS SUPPLEMENT No. 7

Deaths Registered according to Age and Sex in each Division during the year 1965.

| Division No. | Name of the Division          | Under 1 year |                     | 1 to 5 years |         | 5 to 10 years |         | 10 to 15 years |         | 15 to 20 years |         | 20 to 30 years |         | 30 to 40 years |         | 40 to 50 years |         | 50 to 60 years |         | 60 and above |         | Total |         | Grand Total |
|--------------|-------------------------------|--------------|---------------------|--------------|---------|---------------|---------|----------------|---------|----------------|---------|----------------|---------|----------------|---------|----------------|---------|----------------|---------|--------------|---------|-------|---------|-------------|
|              |                               | Males        | Females             | Males        | Females | Males         | Females | Males          | Females | Males          | Females | Males          | Females | Males          | Females | Males          | Females | Males          | Females | Males        | Females | Males | Females |             |
|              |                               | 1            | New Washermanpet .. | 137          | 109     | 111           | 160     | 27             | 29      | 10             | 5       | 7              | 10      | 18             | 34      | 19             | 21      | 29             | 16      | 28           | 15      | 65    | 54      |             |
| 2            | Tondiarpet ..                 | 72           | 48                  | 72           | 85      | 8             | 6       | 3              | 4       | 5              | 2       | 2              | 7       | 12             | 11      | 20             | 10      | 16             | 6       | 34           | 35      | 244   | 214     | 458         |
| 3            | Grace Garden ..               | 46           | 40                  | 25           | 40      | 3             | 6       | 2              | 3       | 3              | ..      | 2              | 14      | 4              | 5       | 10             | 9       | 8              | 14      | 41           | 26      | 144   | 157     | 301         |
| 4            | Sanjeevirayanpet ..           | 39           | 31                  | 29           | 34      | 3             | 1       | ..             | 2       | 3              | 1       | 3              | 3       | 5              | 2       | 9              | 1       | 13             | 12      | 16           | 34      | 120   | 121     | 241         |
| 5            | Mottai Garden ..              | 45           | 51                  | 28           | 37      | 3             | 3       | 1              | 1       | 2              | 5       | 9              | 10      | 6              | 10      | 11             | 8       | 16             | 10      | 21           | 25      | 142   | 160     | 302         |
| 6            | Narayanappa Naicken Garden .. | 44           | 23                  | 24           | 24      | ..            | ..      | 2              | ..      | 1              | 1       | 3              | 2       | 6              | 4       | 6              | 3       | 10             | 7       | 15           | 19      | 111   | 83      | 194         |
| 7            | Singara Garden ..             | 32           | 23                  | 29           | 34      | 4             | 5       | 4              | 1       | 1              | 2       | 4              | 6       | 8              | 4       | 10             | 3       | 11             | 8       | 26           | 18      | 129   | 104     | 233         |
| 8            | Royapuram ..                  | 37           | 29                  | 22           | 41      | 4             | 4       | 1              | 3       | 2              | ..      | 2              | 8       | 5              | 6       | 9              | 5       | 17             | 9       | 33           | 32      | 132   | 137     | 269         |
| 9            | Meenakshiammanpet ..          | 94           | 96                  | 41           | 63      | 8             | 10      | 2              | 2       | 1              | 11      | 10             | 35      | 9              | 27      | 8              | 5       | 17             | 14      | 53           | 49      | 243   | 312     | 555         |
| 10           | Old Washermanpet ..           | 63           | 41                  | 45           | 54      | 6             | 6       | ..             | 1       | 1              | 1       | 7              | 6       | 5              | 10      | 9              | 4       | 20             | 12      | 20           | 27      | 176   | 162     | 338         |
| 11           | Seven Wells (North) ..        | 37           | 28                  | 25           | 20      | 9             | 7       | 10             | 7       | 11             | 5       | 63             | 18      | 72             | 26      | 72             | 22      | 72             | 14      | 68           | 50      | 439   | 197     | 636         |
| 12           | Amman Koil (North) ..         | 26           | 18                  | 18           | 17      | 4             | 2       | 3              | 3       | 2              | 2       | 4              | 4       | 4              | 3       | 9              | 6       | 13             | 3       | 27           | 29      | 110   | 87      | 197         |
| 13           | Muthialpet ..                 | 22           | 24                  | 18           | 23      | 4             | 1       | 2              | 3       | 1              | 1       | 3              | 3       | 6              | 9       | 7              | 5       | 9              | 6       | 20           | 42      | 92    | 117     | 209         |
| 14           | Harbour ..                    | 48           | 34                  | 34           | 35      | 6             | 6       | 1              | 2       | 2              | 4       | 8              | 9       | 7              | 9       | 21             | 7       | 17             | 6       | 26           | 13      | 170   | 135     | 305         |
| 15           | Mannady ..                    | 12           | 13                  | 8            | 7       | 1             | 1       | 2              | 1       | ..             | 2       | 1              | 4       | 2              | 1       | 4              | 3       | 6              | 6       | 19           | 20      | 55    | 58      | 113         |
| 16           | Amman Koil (South) ..         | 14           | 16                  | 17           | 20      | 2             | 5       | 1              | ..      | ..             | 1       | 4              | 1       | 5              | 7       | 7              | 7       | 7              | 6       | 23           | 22      | 73    | 85      | 158         |
| 17           | Seven Wells (South) ..        | 30           | 27                  | 20           | 24      | 1             | 2       | ..             | 1       | 1              | 2       | 3              | 6       | 11             | 7       | 10             | 2       | 15             | 9       | 36           | 38      | 127   | 108     | 235         |
| 18           | Sowcarpet ..                  | 9            | 7                   | 4            | 4       | ..            | 1       | 2              | ..      | 1              | ..      | 2              | 3       | 3              | 5       | 3              | 2       | 13             | 1       | 20           | 13      | 57    | 36      | 93          |
| 19           | Kothavalchavadi ..            | 24           | 14                  | 15           | 15      | 5             | 3       | 2              | 1       | 4              | 1       | 5              | 7       | 4              | 6       | 10             | 3       | 9              | 10      | 27           | 18      | 105   | 78      | 183         |
| 20           | Katchaleeswarar Garden ..     | 21           | 12                  | 6            | 14      | 1             | 2       | ..             | 2       | 1              | ..      | 5              | 2       | 4              | 1       | 4              | 4       | 11             | 5       | 21           | 28      | 74    | 70      | 144         |
| 21           | Korukkupet ..                 | 79           | 65                  | 97           | 102     | 12            | 18      | 4              | 1       | 6              | 3       | 6              | 10      | 7              | 12      | 11             | 8       | 15             | 11      | 47           | 40      | 284   | 270     | 554         |
| 22           | Kumarasamy Nagar ..           | 59           | 49                  | 51           | 58      | 10            | 10      | 1              | 5       | 3              | 1       | 4              | 12      | 7              | 9       | 47             | 11      | 10             | 11      | 33           | 42      | 225   | 208     | 433         |
| 23           | Dr. Vijayaragavali Nagar      | 109          | 89                  | 117          | 130     | 26            | 33      | 7              | 4       | 5              | 6       | 18             | 18      | 17             | 16      | 29             | 19      | 20             | 14      | 55           | 62      | 403   | 391     | 794         |



Deaths Registered according to Age and Sex in each Division during the year 1965—(contd.)

| Division No. | Name of the Division     | Under 1 year |         | 1 to 5 years |         | 5 to 10 years |         | 10 to 15 years |         | 15 to 20 years |         | 20 to 30 years |         | 30 to 40 years |         | 40 to 50 years |         | 50 to 60 years |         | 60 and above |         | Total |         | Grand Total |         |         |
|--------------|--------------------------|--------------|---------|--------------|---------|---------------|---------|----------------|---------|----------------|---------|----------------|---------|----------------|---------|----------------|---------|----------------|---------|--------------|---------|-------|---------|-------------|---------|---------|
|              |                          | Males        |         | Females      |         | Males         |         | Females        |         | Males          |         | Females        |         | Males          |         | Females        |         | Males          |         | Females      |         | Males |         |             | Females |         |
|              |                          | Males        | Females | Males        | Females | Males         | Females | Males          | Females | Males          | Females | Males          | Females | Males          | Females | Males          | Females | Males          | Females | Males        | Females | Males | Females |             | Males   | Females |
| 61           | Gangadeeswarar Koil      | 39           | 20      | 18           | 17      | 7             | 1       | 1              | 1       | 1              | 1       | 1              | 8       | 3              | 9       | 3              | 14      | 4              | 28      | 19           | 124     | 70    | 194     |             |         |         |
| 62           | Dr. Ambedkar Nagar       | 26           | 18      | 23           | 21      | 2             | 7       | ..             | 6       | ..             | 10      | 6              | 10      | 3              | 18      | 2              | 17      | 9              | 42      | 29           | 149     | 100   | 249     |             |         |         |
| 63           | Periamet                 | 24           | 15      | 11           | 14      | 6             | 2       | 10             | 6       | 5              | 5       | 4              | 7       | 2              | 7       | 8              | 9       | 16             | 17      | 93           | 84      | 177   |         |             |         |         |
| 64           | Park Town                | 49           | 46      | 101          | 68      | 26            | 17      | 30             | 15      | 24             | 22      | 114            | 52      | 98             | 58      | 117            | 34      | 158            | 165     | 109          | 882     | 456   | 1,338   |             |         |         |
| 65           | Adikesavapuram           | 31           | 24      | 28           | 37      | 3             | 5       | 3              | 1       | 7              | 4       | 5              | 9       | 7              | 3       | 1              | 6       | 13             | 6       | 26           | 17      | 124   | 112     | 236         |         |         |
| 66           | Chintadripet             | 30           | 26      | 22           | 16      | 1             | 3       | ..             | 2       | 3              | 4       | 6              | 10      | 2              | 4       | 2              | 11      | 3              | 38      | 43           | 122     | 105   | 227     |             |         |         |
| 67           | Egmore                   | 167          | 65      | 12           | 19      | 15            | 11      | 4              | 2       | 5              | 14      | 3              | 20      | 19             | 21      | 20             | 15      | 4              | 39      | 72           | 288     | 327   | 615     |             |         |         |
| 68           | Pudupet                  | 33           | 46      | 24           | 28      | 3             | 2       | ..             | 1       | 1              | 3       | 4              | 7       | 1              | 6       | 7              | 1       | 13             | 8       | 54           | 53      | 140   | 155     | 295         |         |         |
| 69           | Komaleeswaranpet         | 20           | 18      | 25           | 29      | 4             | 4       | ..             | ..      | 1              | 2       | 2              | 4       | 3              | 6       | 9              | 4       | 9              | 2       | 16           | 17      | 87    | 86      | 173         |         |         |
| 70           | Narasingapuram           | 22           | 19      | 21           | 20      | 7             | 3       | ..             | 4       | 2              | 1       | 5              | 2       | 6              | 2       | 9              | 4       | 7              | 3       | 35           | 31      | 114   | 89      | 203         |         |         |
| 71           | Nehru Nagar              | 43           | 39      | 21           | 25      | 3             | 1       | 1              | 2       | 4              | 1       | 12             | 10      | 7              | 5       | 16             | 5       | 19             | 17      | 25           | 25      | 143   | 126     | 269         |         |         |
| 72           | Tiruvatteeswaranpet      | 43           | 30      | 20           | 12      | ..            | 2       | ..             | 2       | ..             | 4       | 3              | 6       | 5              | 8       | 6              | 3       | 16             | 8       | 33           | 33      | 126   | 104     | 230         |         |         |
| 73           | Chepauk                  | 37           | 37      | 11           | 13      | 3             | 1       | 1              | ..      | 4              | 6       | 5              | 16      | 8              | 8       | 4              | 8       | 9              | 23      | 21           | 105     | 120   | 225     |             |         |         |
| 74           | Marina                   | 41           | 48      | 33           | 38      | 5             | 9       | ..             | ..      | 1              | 3       | 9              | 5       | 4              | 5       | 5              | 2       | 14             | 11      | 29           | 43      | 141   | 164     | 305         |         |         |
| 75           | Triplicane               | 22           | 15      | 9            | 17      | ..            | 2       | 1              | ..      | 2              | 2       | 2              | 7       | 8              | 2       | 9              | 5       | 16             | 8       | 34           | 40      | 103   | 98      | 201         |         |         |
| 76           | Zam Bazaar               | 28           | 27      | 30           | 35      | 3             | 10      | 2              | 2       | 2              | 1       | 3              | 2       | 10             | 9       | 11             | 7       | 8              | 23      | 25           | 120     | 126   | 246     |             |         |         |
| 77           | Mirsahibpet              | 48           | 40      | 31           | 37      | 3             | 5       | ..             | ..      | 3              | 1       | 2              | 6       | 11             | 8       | 12             | 7       | 13             | 37      | 46           | 160     | 159   | 319     |             |         |         |
| 78           | Azad Nagar               | 38           | 42      | 43           | 36      | 4             | 8       | 1              | 1       | 3              | ..      | 5              | 4       | 7              | 9       | 16             | 5       | 18             | 42      | 37           | 177     | 148   | 325     |             |         |         |
| 79           | Durgapuram               | 32           | 36      | 49           | 35      | 12            | 7       | 3              | 3       | 1              | ..      | 7              | 7       | 7              | 4       | 5              | 7       | 9              | 28      | 35           | 150     | 144   | 294     |             |         |         |
| 80           | Krishnampet              | 33           | 34      | 37           | 40      | 4             | 3       | 3              | 5       | 1              | ..      | 5              | 8       | 6              | 7       | 14             | 11      | 21             | 29      | 29           | 153     | 153   | 306     |             |         |         |
| 81           | Teynampet                | 34           | 9       | 22           | 19      | 8             | 7       | ..             | 3       | 1              | 1       | 5              | 6       | 2              | 10      | 8              | 13      | 10             | 27      | 36           | 126     | 100   | 226     |             |         |         |
| 82           | Vivekanandapuram         | 23           | 23      | 16           | 25      | 6             | 3       | 5              | 1       | 2              | 2       | 1              | 10      | 5              | 4       | 5              | 3       | 13             | 28      | 31           | 104     | 112   | 216     |             |         |         |
| 83           | Madava Perumal-<br>puram | 33           | 18      | 31           | 32      | 10            | 9       | 3              | 3       | ..             | 1       | 2              | 8       | 4              | 1       | 11             | 8       | 9              | 15      | 14           | 118     | 102   | 220     |             |         |         |
| 84           | Karneeswarapuram         | 49           | 46      | 50           | 61      | 7             | 11      | 1              | 2       | 4              | ..      | 9              | 4       | 5              | 7       | 9              | 12      | 7              | 21      | 46           | 162     | 195   | 357     |             |         |         |
| 85           | Santhome                 | 36           | 25      | 19           | 22      | 4             | 4       | 2              | 4       | 2              | 1       | 3              | 5       | 3              | 10      | 4              | 10      | 8              | 41      | 55           | 158     | 108   | 266     |             |         |         |



Deaths from Principal Causes Registered in the division during the year 1965

| Division No. | Name of the Division          | Plague | Cholera | Small-pox | Measles | Enteric Fever | Kala-Azar | Malaria | Influenza | Other Fevers | Dysentery | Diarrhoea | Tuberculosis including T.B. of Lungs | General Respiratory Diseases | Injuries | Maternal Deaths | Neoplasms | All other causes | Total deaths Registered (excluding still-births) |
|--------------|-------------------------------|--------|---------|-----------|---------|---------------|-----------|---------|-----------|--------------|-----------|-----------|--------------------------------------|------------------------------|----------|-----------------|-----------|------------------|--|
| 1            | New Washermenpet ..           | ..     | 30      | 41        | 7       | ..            | ..        | ..      | 2         | 6            | 71        | 50        | 7                                    | 195                          | ..       | 6               | 4         | 505              | 904  |
| 2            | Tondiarpet ..                 | ..     | 1       | 10        | 4       | ..            | ..        | ..      | ..        | 4            | 40        | 4         | 2                                    | 147                          | 2        | ..              | 3         | 241              | 458  |
| 3            | Grace Garden ..               | ..     | 4       | 3         | 1       | 1             | ..        | ..      | ..        | 10           | 17        | 2         | 3                                    | 93                           | ..       | ..              | 4         | 163              | 301  |
| 4            | Sanjeevirayanpet ..           | ..     | 1       | 4         | ..      | ..            | ..        | ..      | 2         | 2            | 12        | 1         | 7                                    | 65                           | ..       | ..              | ..        | 147              | 241  |
| 5            | Mottai Garden ..              | ..     | 2       | 5         | 2       | 1             | ..        | ..      | ..        | ..           | 13        | ..        | 4                                    | 84                           | ..       | ..              | ..        | 191              | 302  |
| 6            | Narayanappa Naicken Garden .. | ..     | 2       | ..        | 2       | 2             | ..        | ..      | ..        | ..           | 14        | 1         | 3                                    | 55                           | 1        | 1               | ..        | 113              | 194  |
| 7            | Singara Garden ..             | ..     | 2       | 2         | ..      | ..            | ..        | ..      | 1         | 2            | 14        | 2         | 7                                    | 95                           | ..       | 3               | 3         | 105              | 233  |
| 8            | Royapuram ..                  | ..     | ..      | 3         | 3       | ..            | ..        | ..      | ..        | 1            | 21        | 4         | 8                                    | 89                           | 2        | ..              | 2         | 136              | 269  |
| 9            | Meenakshiammenpet ..          | ..     | 2       | 1         | 2       | ..            | ..        | ..      | ..        | 6            | 26        | 4         | 6                                    | 129                          | ..       | 3               | 5         | 371              | 555  |
| 10           | Old Washermenpet ..           | ..     | ..      | ..        | ..      | 1             | ..        | ..      | 1         | ..           | 36        | 2         | 12                                   | 100                          | ..       | 2               | 1         | 183              | 338  |
| 11           | Seven Wells (North) ..        | ..     | 2       | 2         | ..      | 2             | ..        | ..      | ..        | 18           | 42        | 23        | 39                                   | 186                          | 5        | ..              | ..        | 317              | 636  |
| 12           | Ammen Koil North) ..          | ..     | 1       | 1         | ..      | 1             | ..        | ..      | ..        | ..           | 7         | ..        | 7                                    | 97                           | ..       | ..              | ..        | 83               | 197  |
| 13           | Muthialpet ..                 | ..     | ..      | ..        | ..      | ..            | ..        | ..      | ..        | 6            | 4         | 18        | 1                                    | 48                           | 2        | ..              | ..        | 130              | 209  |
| 14           | Harbour ..                    | ..     | 1       | 3         | ..      | ..            | ..        | ..      | 2         | ..           | 14        | 38        | 7                                    | 58                           | ..       | 1               | 5         | 176              | 305  |
| 15           | Mannady ..                    | ..     | 1       | 1         | 1       | 1             | ..        | ..      | ..        | 1            | 2         | 9         | 2                                    | 57                           | 2        | ..              | ..        | 36               | 113  |
| 16           | Ammen Koil (South) ..         | ..     | ..      | 3         | ..      | ..            | ..        | ..      | ..        | ..           | 10        | 1         | 1                                    | 82                           | 1        | ..              | ..        | 60               | 158  |
| 17           | Seven Wells (South) ..        | ..     | ..      | 1         | ..      | ..            | ..        | ..      | ..        | 3            | 9         | 2         | 5                                    | 41                           | ..       | ..              | ..        | 174              | 235  |
| 18           | Sowcarpet ..                  | ..     | 1       | ..        | ..      | ..            | ..        | ..      | ..        | ..           | 4         | 2         | 5                                    | 48                           | 3        | ..              | ..        | 30               | 93   |
| 19           | Kothavalehavadi ..            | ..     | 1       | ..        | ..      | ..            | ..        | ..      | ..        | 1            | 7         | 8         | 5                                    | 28                           | ..       | ..              | ..        | 133              | 183  |
| 20           | Katchaleeswarar Garden ..     | ..     | 1       | 2         | ..      | 1             | ..        | ..      | 2         | ..           | 4         | 2         | 3                                    | 109                          | ..       | 5               | 1         | 14               | 144  |
| 21           | Korukkupet ..                 | ..     | 2       | 9         | 1       | ..            | ..        | ..      | 3         | 2            | 95        | 1         | 10                                   | 165                          | 1        | 6               | ..        | 259              | 554  |
| 22           | Kumarasamy Nagar ..           | ..     | ..      | 3         | 1       | ..            | ..        | ..      | 1         | 1            | 93        | 1         | 8                                    | 215                          | 1        | 5               | ..        | 15               | 457  |



Deaths from Principal Causes Registered in the Division during the year 1965—(contd.)

| Division No. | Name of the Division   | Plague | Cholera | Small-Pox | Measles | Enteric Fever | Kala-Azar | Malaria | Influenza | Other Fevers | Dysentery | Diarrhoea | Tuberculosis including T.B. of Lungs | General Respiratory Diseases | Injuries | Maternal Deaths | Neoplasms | All other causes | Total deaths registered (excluding still-births) |
|--------------|------------------------|--------|---------|-----------|---------|---------------|-----------|---------|-----------|--------------|-----------|-----------|--------------------------------------|------------------------------|----------|-----------------|-----------|------------------|--|
| 55           | Sevagam                | ..     | ..      | ..        | ..      | ..            | ..        | ..      | ..        | 2            | 8         | 1         | 3                                    | 100                          | ..       | 1               | ..        | 118              | 233  |
| 56           | Thousand Lights (West) | ..     | ..      | ..        | ..      | ..            | ..        | ..      | ..        | 2            | 13        | 4         | 1                                    | 56                           | ..       | ..              | ..        | 161              | 237  |
| 57           | Thousand Lights (East) | ..     | ..      | 4         | ..      | ..            | ..        | ..      | ..        | ..           | 26        | 6         | 6                                    | 97                           | ..       | ..              | ..        | 45               | 180  |
| 58           | Pudupakkam             | ..     | ..      | 2         | ..      | ..            | ..        | ..      | ..        | 3            | 32        | 6         | 6                                    | 109                          | ..       | ..              | ..        | 92               | 250  |
| 59           | Amir Mahal             | ..     | ..      | ..        | ..      | 1             | ..        | ..      | ..        | ..           | 42        | 3         | 23                                   | 64                           | ..       | ..              | ..        | 263              | 396  |
| 60           | Royapettah             | ..     | ..      | 2         | ..      | 12            | ..        | ..      | ..        | ..           | 25        | 2         | 6                                    | 20                           | ..       | ..              | 4         | 127              | 198  |
| 61           | Gangadeeswarar Koil.   | ..     | ..      | 1         | ..      | 7             | ..        | ..      | ..        | ..           | 16        | 6         | 2                                    | 22                           | ..       | ..              | 2         | 138              | 194  |
| 62           | Dr. Ambedkar Nagar.    | ..     | 1       | 3         | ..      | 12            | ..        | ..      | ..        | 3            | 20        | 3         | 8                                    | 35                           | ..       | 5               | ..        | 159              | 249  |
| 63           | Periamet               | ..     | 1       | 5         | ..      | 1             | ..        | ..      | ..        | 26           | 9         | 17        | 6                                    | 79                           | 7        | 6               | 4         | 16               | 177  |
| 64           | Park Town              | ..     | 1       | 4         | ..      | 5             | 1         | ..      | 3         | 20           | 16        | 10        | 66                                   | 103                          | 4        | ..              | 8         | 1097             | 1,338  |
| 65           | Adikesavapuram         | ..     | ..      | 3         | ..      | 1             | ..        | ..      | ..        | ..           | 13        | 3         | 7                                    | 77                           | 1        | 5               | 1         | 125              | 236  |
| 66           | Chintadripet           | ..     | 1       | 10        | 6       | 3             | ..        | ..      | ..        | 9            | 8         | 77        | 4                                    | 36                           | 1        | 4               | ..        | 68               | 227  |
| 67           | Egmore                 | ..     | ..      | 8         | ..      | ..            | ..        | ..      | ..        | 8            | 14        | 12        | 5                                    | 22                           | ..       | 1               | 5         | 540              | 615  |
| 68           | Pudupet                | ..     | ..      | 5         | ..      | ..            | ..        | ..      | ..        | 2            | 15        | 10        | 1                                    | 21                           | ..       | 3               | ..        | 238              | 295  |
| 69           | Komaleeswaranpet       | ..     | ..      | 1         | ..      | ..            | ..        | ..      | ..        | 1            | 9         | 1         | 2                                    | 71                           | ..       | 3               | ..        | 85               | 173  |
| 70           | Narasingapuram         | ..     | ..      | 9         | ..      | ..            | ..        | ..      | ..        | 3            | 7         | 13        | 1                                    | 67                           | 3        | 1               | ..        | 99               | 203  |
| 71           | Nehru Nagar            | ..     | ..      | 4         | ..      | ..            | ..        | ..      | 1         | ..           | 18        | 10        | 5                                    | 46                           | ..       | ..              | ..        | 185              | 269  |
| 72           | Thiruvatteswaranpet..  | ..     | ..      | ..        | ..      | ..            | ..        | ..      | ..        | 9            | 12        | 6         | 3                                    | 31                           | 2        | 2               | 2         | 163              | 230  |
| 73           | Chepauk                | ..     | ..      | ..        | ..      | ..            | ..        | ..      | ..        | 8            | 8         | 36        | 9                                    | 37                           | ..       | ..              | 3         | 124              | 225  |
| 74           | Marina                 | ..     | 1       | 3         | 3       | ..            | ..        | ..      | ..        | 7            | 40        | 18        | 1                                    | 14                           | ..       | ..              | ..        | 218              | 305  |
| 75           | Triplicane             | ..     | ..      | ..        | 1       | ..            | ..        | ..      | ..        | ..           | 4         | 31        | 1                                    | 36                           | ..       | ..              | ..        | 128              | 201  |
| 76           | Zam Bazaar             | ..     | 2       | ..        | 1       | 1             | ..        | ..      | ..        | 5            | 27        | 32        | 5                                    | 32                           | ..       | ..              | ..        | 141              | 246  |



VITAL STATISTICS

STATISTICS SUPPLEMENT No. 9

Births, Deaths and Infant Deaths with rates by months in 1965 and 1964.

| Months    | 1965                                     |            |  |            |               |                   | 1964                                     |            |  |            |               |                   |
|-----------|--|------------|--|------------|---------------|-------------------|--|------------|--|------------|---------------|-------------------|
|           | Births registered excluding still births | Birth rate | Deaths registered excluding still births | Death rate | Infant deaths | Infant death rate | Births registered excluding still births | Birth rate | Deaths registered excluding still births | Death rate | Infant deaths | Infant death rate |
| January   | 2,282                                    | 14.68      | 2,132                                    | 13.71      | 474           | 212.09            | 2,650                                    | 17.33      | 2,226                                    | 14.56      | 491           | 185.28            |
| February  | 3,291                                    | 21.17      | 2,223                                    | 14.30      | 452           | 137.34            | 3,492                                    | 22.84      | 2,307                                    | 15.09      | 456           | 130.58            |
| March     | 5,882                                    | 37.84      | 2,427                                    | 15.61      | 534           | 90.78             | 4,979                                    | 32.57      | 2,144                                    | 14.02      | 525           | 105.44            |
| April     | 5,587                                    | 35.94      | 2,201                                    | 14.16      | 581           | 103.99            | 5,261                                    | 34.42      | 2,023                                    | 13.23      | 479           | 91.04             |
| May       | 7,174                                    | 46.11      | 2,490                                    | 15.86      | 682           | 95.06             | 6,572                                    | 43.00      | 2,270                                    | 14.85      | 623           | 94.79             |
| June      | 5,747                                    | 36.97      | 2,226                                    | 14.32      | 583           | 101.44            | 6,393                                    | 41.82      | 2,122                                    | 13.88      | 535           | 83.68             |
| July      | 6,699                                    | 43.15      | 2,228                                    | 14.33      | 551           | 82.25             | 7,907                                    | 51.73      | 2,537                                    | 16.59      | 778           | 98.39             |
| August    | 7,597                                    | 48.88      | 2,456                                    | 15.80      | 697           | 91.74             | 5,783                                    | 37.83      | 2,579                                    | 16.87      | 746           | 128.99            |
| September | 7,745                                    | 49.83      | 2,956                                    | 19.01      | 767           | 99.03             | 3,475                                    | 22.73      | 3,273                                    | 21.41      | 823           | 236.83            |
| October   | 8,337                                    | 53.64      | 3,072                                    | 19.76      | 785           | 94.15             | 5,294                                    | 34.63      | 2,905                                    | 19.00      | 715           | 135.05            |
| November  | 8,519                                    | 54.81      | 3,589                                    | 23.09      | 811           | 95.19             | 6,908                                    | 45.19      | 3,313                                    | 21.63      | 670           | 96.98             |
| December  | 12,542                                   | 80.69      | 4,474                                    | 28.57      | 1,213         | 96.71             | 14,852                                   | 97.17      | 4,299                                    | 28.12      | 962           | 64.77             |
| Total     | 81,402                                   | 43.64      | 32,474                                   | 17.41      | 8,130         | 99.87             | 73,566                                   | 40.11      | 31,998                                   | 17.44      | 7,803         | 106.45            |

Births, Deaths and Infant Deaths registered among principal communities during 1965 compared with 1964.

| Community         | 1965   |  |                          | 1964   |  |                          |
|-------------------|--|--|--------------------------|--|--|--------------------------|
|                   | Total number of births registered excluding still births | Total number of deaths registered excluding still births | Infant deaths registered | Total number of births registered excluding still births | Total number of deaths registered excluding still births | Infant deaths registered |
| Aliens            | 24   | 2  | 2                        | 8  | 8  | ..                       |
| Anglo-Indians     | 127  | 85   | 27                       | 137  | 95   | 7                        |
| Indian-Christians | 3,128  | 1,533  | 316                      | 2,906  | 1,439  | 296                      |
| Hindus            | 71,846   | 27,760   | 6,614                    | 64,582   | 27,300   | 6,597                    |
| Muslims           | 6,187  | 3,041  | 894                      | 5,909  | 3,113  | 902                      |
| Others            | 90   | 53   | 277                      | 24   | 43   | 1                        |
| <b>Total</b>      | <b>81,402</b>  | <b>32,474</b>  | <b>8,130</b>             | <b>73,566</b>  | <b>31,998</b>  | <b>7,803</b>             |

Infant deaths among Principal Communities during 1965.

| Community         | Under seven days |         | Seven days and under one month |         | One month and under six months |         | Six months and under one year |         | Total |         | Total of Males and Females |
|-------------------|------------------|---------|--------------------------------|---------|--------------------------------|---------|-------------------------------|---------|-------|---------|----------------------------|
|                   | Males            | Females | Males                          | Females | Males                          | Females | Males                         | Females | Males | Females |                            |
|                   |                  |         |                                |         |                                |         |                               |         |       |         |                            |
| Aliens            | ..               | 1       | ..                             | ..      | 1                              | ..      | ..                            | ..      | 1     | 1       | 2                          |
| Anglo-Indians     | ..               | 3       | 1                              | 3       | 5                              | 2       | 4                             | 5       | 13    | 14      | 27                         |
| Indian-Christians | ..               | 53      | 16                             | 18      | 55                             | 40      | 65                            | 38      | 189   | 127     | 316                        |
| Muslims           | ..               | 103     | 45                             | 45      | 172                            | 149     | 148                           | 142     | 468   | 426     | 894                        |
| Hindus            | ..               | 1,095   | 845                            | 374     | 948                            | 884     | 985                           | 1,028   | 3,483 | 3,131   | 6,614                      |
| Others            | ..               | 43      | 22                             | 24      | 34                             | 40      | 36                            | 50      | 141   | 136     | 277                        |
| <b>Total</b>      | ..               | 1,297   | 993                            | 464     | 1,215                          | 1,115   | 1,238                         | 1,263   | 4,295 | 3,835   | 8,130                      |

Ratio of Infantile Deaths registered from Principal causes by Age periods in 1965.

| Age Periods                       | Cholera |      | Small-Pox |      | Measles |      | Diphtheria |      | Enteric Fever |      | Malaria |      | Other Fever |      | Dysentery |      | Diarrhoea |       | Infantile deaths and malnutritious including pre-mature births, etc. |       | Diseases of the respiratory system |       | Convulsions |      | Other Causes |       | Total Infantile deaths |        |
|-----------------------------------|---------|------|-----------|------|---------|------|------------|------|---------------|------|---------|------|-------------|------|-----------|------|-----------|-------|--|-------|------------------------------------|-------|-------------|------|--------------|-------|------------------------|--------|
|                                   | Death   | Rate | Death     | Rate | Death   | Rate | Death      | Rate | Death         | Rate | Death   | Rate | Death       | Rate | Death     | Rate | Death     | Rate  | Death  | Rate  | Death                              | Rate  | Death       | Rate | Death        | Rate  | Death                  | Rate   |
| Under one week . . . . .          | 1       | 0.04 | 1         | 0.04 | ..      | ..   | ..         | ..   | ..            | ..   | ..      | ..   | 15          | 0.65 | 8         | 0.35 | 12        | 0.52  | 1170   | 0.51  | 123                                | 5.37  | 3           | 0.13 | 958          | 41.83 | 2290                   | 28.16  |
| One week and under one month ..   | 1       | 0.09 | 9         | 0.89 | 1       | 0.09 | ..         | ..   | ..            | ..   | ..      | ..   | 19          | 1.88 | 19        | 1.88 | 42        | 4.16  | 256  | 2.53  | 192                                | 19.02 | 9           | 0.89 | 461          | 45.68 | 1009                   | 12.43  |
| One month and under six months .. | ..      | ..   | 14        | 0.60 | ..      | ..   | ..         | ..   | 2             | 0.08 | ..      | ..   | 31          | 1.33 | 231       | 9.91 | 316       | 13.56 | 133  | 5.70  | 911                                | 39.09 | 16          | 0.68 | 676          | 29.01 | 2330                   | 28.65  |
| Six months and under one year ..  | 1       | 0.04 | 12        | 0.47 | 4       | 0.15 | 10         | 0.39 | 1             | 0.04 | ..      | ..   | 22          | 0.91 | 211       | 8.43 | 387       | 15.47 | 5  | 0.19  | 859                                | 34.34 | 8           | 0.31 | 980          | 39.18 | 2501                   | 30.76  |
| Total ..                          | 2       | 0.01 | 36        | 0.44 | 5       | 0.06 | 10         | 0.12 | 3             | 0.03 | ..      | ..   | 88          | 1.08 | 469       | 5.76 | 757       | 9.31  | 1564   | 19.23 | 2085                               | 25.76 | 360         | 0.44 | 3075         | 37.82 | 8130                   | 100.00 |

## Infant deaths from principal causes by month in 1965.

| Months    | Cholera | Small-pox | Measles | Diphtheria | Enteric fever | Malaria | Other fevers | Dysentery | Diarrhoea | Infantile debility and malformations including premature Births | Diseases of the respiratory system | Convulsions | Other cases | Total infant deaths in 1965 | Total infant deaths in 1964 |
|-----------|---------|-----------|---------|------------|---------------|---------|--------------|-----------|-----------|---|------------------------------------|-------------|-------------|-----------------------------|-----------------------------|
| January   | ..      | 4         | 1       | ..         | ..            | ..      | 6            | 36        | 60        | 120   | 139                                | 2           | 106         | 474                         | 491                         |
| February  | ..      | 7         | ..      | 2          | 1             | ..      | 4            | 29        | 65        | 109   | 135                                | 3           | 97          | 452                         | 456                         |
| March     | ..      | 7         | ..      | 1          | ..            | ..      | 7            | 32        | 39        | 131   | 158                                | 4           | 155         | 534                         | 525                         |
| April     | ..      | 7         | 1       | 1          | 1             | ..      | 4            | 25        | 46        | 112   | 189                                | 2           | 193         | 581                         | 479                         |
| May       | ..      | 3         | ..      | ..         | ..            | ..      | 8            | 29        | 51        | 128   | 127                                | 3           | 333         | 682                         | 623                         |
| June      | ..      | 3         | 2       | ..         | ..            | ..      | 7            | 24        | 47        | 131   | 156                                | 2           | 211         | 583                         | 535                         |
| July      | ..      | 0         | ..      | 2          | 1             | ..      | 9            | 39        | 53        | 125   | 221                                | 5           | 96          | 551                         | 778                         |
| August    | ..      | 3         | ..      | 2          | ..            | ..      | 10           | 59        | 66        | 128   | 190                                | 4           | 235         | 697                         | 746                         |
| September | ..      | 1         | 1       | 1          | ..            | ..      | 6            | 60        | 70        | 134   | 201                                | 3           | 290         | 767                         | 823                         |
| October   | ..      | ..        | ..      | ..         | ..            | ..      | 8            | 63        | 87        | 126   | 183                                | 1           | 317         | 785                         | 715                         |
| November  | 1       | ..        | ..      | ..         | ..            | ..      | 9            | 38        | 80        | 149   | 178                                | 2           | 354         | 811                         | 670                         |
| December  | 1       | 1         | ..      | 1          | ..            | ..      | 10           | 35        | 93        | 171   | 197                                | 5           | 699         | 1,213                       | 962                         |
| Total     | 2       | 36        | 4       | 10         | 3             | ..      | 88           | 469       | 757       | 1,564   | 2,074                              | 36          | 3,086       | 8,130                       | 7,803                       |

Statement of live births by age of mother and order of live births registered in order of confinement at live birth during 1965.

| Age of Mother<br>at birth | 1              | 2      | 3      | 4      | 5     | 6     | 7     | 8     | 9     | 10    | 11  | 12  | 13 | 14 | 15 | Not<br>defi-<br>ned | Total  |
|---------------------------|----------------|--------|--------|--------|-------|-------|-------|-------|-------|-------|-----|-----|----|----|----|---------------------|--------|
|                           | Under 15 years | 87     | 5      | ..     | ..    | ..    | ..    | ..    | ..    | ..    | ..  | ..  | .. | .. | .. |                     |        |
| 15 yrs. & under 20 yrs.   | 8,059          | 2,571  | 572    | 119    | 46    | 10    | 1     | ..    | ..    | 1     | ..  | ..  | .. | .. | .. | 33                  | 11,412 |
| 20 yrs. & under 25 yrs.   | 6,533          | 7,600  | 5,224  | 2,707  | 1,176 | 360   | 121   | 32    | 10    | 4     | 3   | ..  | .. | .. | .. | 91                  | 23,761 |
| 25 yrs. & under 30 yrs.   | 2,489          | 3,397  | 5,809  | 5,420  | 3,851 | 2,231 | 1,073 | 421   | 155   | 59    | 15  | 2   | 1  | .. | .. | 76                  | 24,999 |
| 30 yrs. & under 35 yrs.   | 582            | 1,019  | 1,518  | 2,042  | 2,399 | 2,186 | 1,594 | 979   | 540   | 1,377 | 64  | 23  | 5  | 4  | 2  | 72                  | 14,406 |
| 35 yrs. & under 40 yrs.   | 141            | 222    | 393    | 516    | 778   | 800   | 805   | 759   | 620   | 300   | 121 | 51  | 14 | 6  | 2  | 23                  | 5,551  |
| 40 yrs. & under 45 yrs.   | 17             | 15     | 30     | 52     | 78    | 92    | 111   | 78    | 96    | 85    | 36  | 23  | 5  | 1  | 4  | 4                   | 727    |
| 45 years                  | ..             | 3      | 1      | 1      | 3     | 4     | 5     | 5     | 5     | 7     | 9   | 1   | 2  | .. | 1  | ..                  | 50     |
| 46 years                  | ..             | ..     | 1      | 1      | 1     | 2     | 2     | 1     | 2     | 1     | 1   | 1   | .. | .. | .. | ..                  | 13     |
| 47 years                  | ..             | ..     | ..     | ..     | ..    | ..    | ..    | ..    | 1     | ..    | ..  | ..  | .. | .. | .. | ..                  | 1      |
| 48 years                  | ..             | ..     | ..     | ..     | ..    | 1     | ..    | ..    | ..    | ..    | ..  | ..  | .. | .. | .. | ..                  | 1      |
| 49 years                  | ..             | 1      | 1      | ..     | ..    | ..    | ..    | 1     | ..    | ..    | ..  | ..  | .. | .. | .. | 1                   | 4      |
| 50 years                  | ..             | 1      | 2      | 5      | ..    | ..    | 1     | 3     | ..    | 2     | ..  | ..  | .. | .. | .. | 1                   | 15     |
| Not stated                | ..             | 106    | 55     | 47     | 35    | 20    | 16    | 9     | 3     | 1     | ..  | 3   | .. | .. | .. | 42                  | 368    |
| Total                     | 18,015         | 14,787 | 13,598 | 10,898 | 8,363 | 5,706 | 3,729 | 2,288 | 1,432 | 1,837 | 249 | 104 | 27 | 11 | 9  | 345                 | 81,402 |

## VITAL STATISTICS

Deaths registered from principal causes with rates in 1965 compared with

| Year                                  | Plague |      | Cholera |      | Small-Pox |      | Measles |       | Enteric fever |       | Malaria |        | Other fevers |      |
|---------------------------------------|--------|------|---------|------|-----------|------|---------|-------|---------------|-------|---------|--------|--------------|------|
|                                       | Deaths | Rate | Deaths  | Rate | Deaths    | Rate | Deaths  | Rate  | Deaths        | Rate  | Deaths  | Rate   | Deaths       | Rate |
| 1960                                  | ..     | ..   | ..      | ..   | 521       | 0.23 | 2       | 0.00  | 137           | 0.06  | 4       | 0.001  | 1,341        | 0.   |
| 1961                                  | ..     | ..   | ..      | ..   | 904       | 0.52 | 7       | 0.00  | 209           | 0.12  | 6       | 0.001  | 1,904        | 1.   |
| 1962                                  | ..     | ..   | 55      | 0.03 | 316       | 0.17 | 5       | 0.002 | 86            | 0.04  | 5       | 0.002  | 1,028        | 0.   |
| 1963                                  | ..     | ..   | 21      | 0.01 | 605       | 0.33 | 16      | 0.01  | 113           | 0.06  | 4       | 0.000  | 1,394        | 0.   |
| 1964                                  | ..     | ..   | 153     | 0.08 | 573       | 0.31 | 12      | 0.00  | 58            | 0.03  | 5       | 0.000  | 773          | 0.   |
| Mean of the<br>previous<br>five years | ..     | ..   | 46      | 0.02 | 584       | 0.31 | 8       | 0.002 | 120           | 0.062 | 4       | 0.0008 | 1,288        | 0.6  |
| 1965                                  | ..     | ..   | 137     | 0.07 | 246       | 0.13 | 43      | 0.02  | 79            | 0.04  | 2       | 0.00   | 360          | 0.   |

previous five years.

| County | Diarrhoea |        | Tuberculosis including Tuberculosis of lungs |        | General Respiratory diseases |        | Injuries |        | Maternal Deaths |        | All other causes |        | Total deaths |        |        |
|--------|-----------|--------|--|--------|------------------------------|--------|----------|--------|-----------------|--------|------------------|--------|--------------|--------|--------|
|        | Rate      | Deaths | Rate   | Deaths | Rate                         | Deaths | Rate     | Deaths | Rate            | Deaths | Rate             | Deaths | Rate         | Deaths |        |
| 837    | 1.28      | 1,894  | 0.85   | 730    | 0.33                         | 7,988  | 3.64     | 79     | 0.19            | 119    | 0.05             | 18,077 | 8.19         | 33,729 | 15.27  |
| 594    | 1.55      | 1,812  | 1.04   | 729    | 0.42                         | 6,927  | 3.99     | 66     | 0.03            | 183    | 0.05             | 17,153 | 9.88         | 32,494 | 18.71  |
| 816    | 0.94      | 1,384  | 0.77   | 740    | 0.42                         | 6,269  | 3.54     | 78     | 0.04            | 124    | 0.21             | 16,857 | 9.51         | 82,763 | 16.24  |
| 217    | 1.02      | 1,333  | 0.73   | 802    | 0.44                         | 6,556  | 3.63     | 99     | 0.05            | 146    | 0.08             | 17,245 | 9.62         | 30,555 | 16.95  |
| 011    | 1.09      | 1,308  | 0.74   | 806    | 0.43                         | 7,466  | 4.07     | 173    | 0.08            | 134    | 0.07             | 18,466 | 10.11        | 31,998 | 17.44  |
| 315    | 1.176     | 1,558  | 0.826  | 761    | 0.408                        | 7,041  | 3.774    | 99     | 0.078           | 141    | 0.092            | 17,55  | 9.462        | 31,507 | 16.922 |
| 452    | 1.31      | 1,588  | 0.85   | 895    | 0.47                         | 7,822  | 4.19     | 94     | 0.05            | 121    | 0.05             | 18,635 | 9.99         | 32,474 | 17.41  |

CORPORATION OF MADRAS  
FO  
DETAILED RETURN OF DEATHS

| Age at the time of death       | Infectious diseases                           |        |           |         |             |                          |            |        | Fevers  |           |                 |           |                 |
|--------------------------------|---|--------|-----------|---------|-------------|--------------------------|------------|--------|---------|-----------|-----------------|-----------|-----------------|
|                                | Cholera                                       | Plague | Small-Pox | Measles | Chicken-pox | Typhoid or Enteric Fever | Diphtheria | Others | Malaria | Influenza | Relapsing Fever | Kala-Azar | Rheumatic Fever |
| 1                              | 2   | 3      | 4         | 5       | 6           | 7                        | 8          | 9      | 10      | 11        | 12              | 13        | 14              |
| Under 24 hours ..              | ..  | ..     | ..        | ..      | ..          | ..                       | ..         | ..     | ..      | ..        | ..              | ..        | ..              |
| Under one year {               | Under one week ..                             | ..     | ..        | 1       | ..          | ..                       | ..         | 6      | ..      | ..        | ..              | ..        | ..              |
|                                | Over one week and not exceeding one month. .. | 1      | ..        | 9       | 1           | ..                       | ..         | 4      | ..      | ..        | ..              | ..        | ..              |
|                                | 1—3 months ..                                 | ..     | ..        | 4       | ..          | ..                       | ..         | 7      | ..      | ..        | ..              | ..        | ..              |
|                                | Over 3 months and not exceeding 6 months ..   | ..     | ..        | 10      | ..          | ..                       | 2          | ..     | 20      | ..        | 1               | ..        | ..              |
|                                | Over 6 months and not exceeding 12 months ..  | 1      | ..        | 12      | 4           | ..                       | 1          | 10     | 9       | ..        | ..              | ..        | ..              |
| Total under one year ..        | 2   | ..     | 36        | 5       | ..          | 3                        | 10         | 46     | ..      | 1         | ..              | ..        | ..              |
| One year and under 5 years ..  | 23  | ..     | 37        | 17      | 1           | 4                        | 7          | 59     | 1       | 4         | ..              | 2         | ..              |
| 5 years and under 10 years. .. | 31  | ..     | 28        | 10      | ..          | 8                        | ..         | 14     | ..      | 8         | ..              | ..        | 1               |
| 10 years and under 15 years .. | 4   | ..     | 46        | 9       | 3           | 9                        | ..         | 9      | ..      | 6         | ..              | 1         | 1               |
| 15 years and under 20 years .. | 2   | ..     | 23        | ..      | ..          | 10                       | ..         | 14     | ..      | 4         | ..              | 1         | 2               |
| 20 years and under 30 years .. | 14  | ..     | 28        | ..      | ..          | 15                       | ..         | 33     | ..      | 2         | 1               | 2         | 3               |
| 30 years and under 40 years .. | 21  | ..     | 20        | ..      | ..          | 12                       | ..         | 35     | ..      | ..        | 1               | 3         | 9               |
| 40 years and under 50 years .. | 17  | ..     | 17        | ..      | ..          | 10                       | ..         | 32     | 1       | 2         | ..              | ..        | 1               |
| 50 years and under 60 years .. | 11  | ..     | 8         | 1       | ..          | 2                        | ..         | 43     | ..      | ..        | 3               | 1         | 8               |
| 60 years and upwards ..        | 12  | ..     | 3         | 1       | ..          | 6                        | ..         | 16     | ..      | 1         | 2               | ..        | ..              |
| Total ..                       | 137   | ..     | 246       | 43      | 4           | 79                       | 17         | 301    | 2       | 28        | 7               | 10        | 25              |

\* Total Births and Deaths sh

## THE CITY OF MADRAS DURING THE YEAR 1965.

| Respiratory diseases  |           |        | Alimentary System |           |        | Diseases of the Liver |        | Circulatory System |                   |        | Genito-urinary diseases excluding Venereal diseases |        | Venereal diseases |            |        |
|-----------------------|-----------|--------|-------------------|-----------|--------|-----------------------|--------|--------------------|-------------------|--------|---|--------|-------------------|------------|--------|
| Tuberculosis of Lungs | Pneumonia | Others | Dysentery         | Diarrhoea | Others | Cirrhosis             | Others | Heart diseases     | Arterio Sclerosis | Others | Bright's diseases                                   | Others | Syphilis          | Gonorrhoea | Others |
|                       | 17        | 18     | 19                | 20        | 21     | 22                    | 23     | 24                 | 25                | 26     | 27  | 28     | 29                | 30         | 31     |
| ..                    | 11        | 25     | 2                 | 1         | 2      | ..                    | 1      | ..                 | ..                | 19     | ..  | ..     | 1                 | ..         | ..     |
| ..                    | 48        | 39     | 6                 | 11        | 9      | 5                     | 18     | 7                  | ..                | 2      | ..  | 3      | 1                 | ..         | ..     |
| ..                    | 106       | 86     | 19                | 42        | 14     | 10                    | 5      | 1                  | ..                | 9      | ..  | ..     | ..                | ..         | 3      |
| ..                    | 129       | 79     | 28                | 48        | 23     | ..                    | 5      | 1                  | ..                | ..     | ..  | ..     | ..                | ..         | ..     |
| 4                     | 424       | 275    | 203               | 268       | 73     | 2                     | 18     | 13                 | 2                 | 12     | ..  | 6      | 1                 | ..         | 2      |
| 7                     | 563       | 289    | 211               | 387       | 122    | 5                     | 8      | 3                  | ..                | 17     | ..  | 1      | 1                 | ..         | ..     |
| 11                    | 1281      | 793    | 469               | 757       | 243    | 22                    | 55     | 25                 | 2                 | 59     | ..  | 10     | 4                 | ..         | 5      |
| 78                    | 1596      | 1859   | 830               | 359       | 250    | 30                    | 68     | 22                 | 1                 | 38     | 11  | 33     | ..                | ..         | 2      |
| 26                    | 130       | 161    | 203               | 155       | 69     | 17                    | 10     | 8                  | ..                | 9      | ..  | 9      | ..                | ..         | ..     |
| 22                    | 67        | 38     | 39                | 34        | 39     | 8                     | 12     | 14                 | 1                 | 12     | ..  | 9      | ..                | ..         | ..     |
| 16                    | 45        | 67     | 64                | 20        | 11     | 17                    | 17     | 10                 | 1                 | 5      | ..  | 7      | ..                | ..         | ..     |
| 194                   | 149       | 134    | 103               | 51        | 40     | 17                    | 43     | 139                | 5                 | 85     | 3   | 27     | ..                | ..         | 5      |
| 190                   | 169       | 148    | 98                | 43        | 45     | 45                    | 41     | 121                | 9                 | 102    | 5   | 43     | ..                | ..         | 2      |
| 172                   | 219       | 114    | 151               | 41        | 50     | 48                    | 55     | 236                | 15                | 121    | 1   | 48     | ..                | ..         | ..     |
| 125                   | 270       | 164    | 111               | 86        | 40     | 38                    | 45     | 232                | 22                | 174    | 11  | 50     | ..                | ..         | 1      |
| 61                    | 300       | 118    | 384               | 42        | 45     | 2                     | 33     | 244                | 23                | 133    | 11  | 63     | ..                | ..         | 1      |
| 895                   | 4,226     | 3,596  | 2,452             | 1,588     | 832    | 244                   | 379    | 1,051              | 79                | 738    | 42  | 299    | 4                 | ..         | 16     |

clude "Still Births" 1,13,876.

| Age at the time of death    | Diseases of the Nervous System            |                                 |         |          |        | Accidents or pregnancy and child-birth |          |   | Deficiency diseases |         |        | Malignant diseases |                |        |               |   |
|-----------------------------|---|---------------------------------|---------|----------|--------|--|----------|---|---------------------|---------|--------|--------------------|----------------|--------|---------------|---|
|                             | Convulsions                               | Cerebral haemorrhage (apoplexy) | Tetanus | Epilepsy | Others | Puerperal sepsis                       | Abortion | Other accidents and diseases of pregnancy and parturition | Beri-Beri           | Rickets | Others | Alimentary tract   | Genito-urinary | Breast | Other regions |   |
|                             | 32  | 33                              | 34      | 35       | 36     | 37                                     | 38       | 39  | 40                  | 41      | 42     | 43                 | 44             | 45     | 46            |   |
| Under 24 hours              | ..  | ..                              | ..      | ..       | ..     | ..                                     | ..       | ..  | ..                  | ..      | 8      | 1                  | ..             | ..     | ..            |   |
| Under one year              | Under one week                            | ..                              | 3       | 4        | 11     | ..                                     | 6        | ..  | ..                  | ..      | 17     | 1                  | ..             | 1      | ..            |   |
|                             | Over one week and not exceeding one month | ..                              | 9       | ..       | 27     | 4                                      | 14       | ..  | ..                  | ..      | 1      | ..                 | ..             | ..     | ..            |   |
|                             | 1—3 months                                | ..                              | 10      | ..       | 1      | ..                                     | 19       | ..  | ..                  | ..      | 1      | ..                 | ..             | ..     | ..            |   |
|                             | Over 3 months and and exceeding 6 months  | ..                              | 6       | ..       | 6      | 3                                      | 26       | ..  | ..                  | ..      | 3      | 7                  | ..             | ..     | ..            |   |
|                             | Over 6 months and not exceeding 12 months | ..                              | 8       | 1        | 14     | 4                                      | 19       | ..  | ..                  | ..      | 5      | 5                  | ..             | ..     | ..            |   |
| Total under one year        | ..  | 36                              | 5       | 59       | 11     | 84                                     | ..       | ..  | ..                  | 8       | 39     | 2                  | ..             | 1      | ..            |   |
| One year and under 5 years  | ..  | 29                              | 5       | 33       | 12     | 66                                     | ..       | ..  | 1                   | 10      | 14     | 1                  | ..             | ..     | ..            |   |
| 5 years and under 10 years  | ..  | 2                               | 1       | 24       | 4      | 20                                     | ..       | ..  | ..                  | ..      | 4      | ..                 | ..             | ..     | ..            |   |
| 10 years and under 15 years | ..  | ..                              | ..      | 10       | 2      | 14                                     | ..       | ..  | ..                  | ..      | 2      | ..                 | 1              | 1      | ..            |   |
| 15 years and under 20 years | ..  | 2                               | 3       | 14       | 4      | 31                                     | 1        | ..  | 14                  | ..      | 4      | ..                 | 1              | ..     | ..            |   |
| 20 years and under 30 years | ..  | 2                               | 5       | 21       | 4      | 45                                     | 3        | ..  | 24                  | ..      | 15     | ..                 | 1              | 1      | ..            |   |
| 30 years and under 40 years | ..  | 3                               | 6       | 31       | 4      | 39                                     | 3        | ..  | 39                  | ..      | 8      | 3                  | 3              | 4      | ..            |   |
| 40 years and under 50 years | ..  | 2                               | 9       | 21       | ..     | 47                                     | ..       | ..  | 31                  | ..      | 25     | 4                  | 5              | 4      | ..            |   |
| 50 years and under 60 years | ..  | ..                              | 7       | 9        | 4      | 71                                     | ..       | ..  | 6                   | ..      | 25     | 5                  | 4              | 2      | ..            |   |
| 60 years and upwards        | ..  | 1                               | 14      | 9        | 2      | 63                                     | ..       | ..  | ..                  | ..      | 16     | 65                 | ..             | 1      | ..            |   |
| Total                       | ..  | 77                              | 55      | 231      | 47     | 480                                    | 7        | ..  | 114                 | 1       | 19     | 152                | 80             | 15     | 14            | 2 |

\*Total births and deaths sho

## THE CITY OF MADRAS DURING THE YEAR 1965.

| Ankylostomiasis | Diabetes | Leprosy | Alcoholism | Congenital debility and moflormation, Prema-ture birth | Rabies | Wounds and accidents | Snake-bite | Killed by wild beasts | Suicides | Poisons | Old age | All other causes | Total deaths from all cause | Total of Births and Deaths |
|-----------------|----------|---------|------------|--|--------|----------------------|------------|-----------------------|----------|---------|---------|------------------|-----------------------------|----------------------------|
| 47              | 48       | 49      | 50         | 51   | 52     | 53                   | 54         | 55                    | 56       | 57      | 58      | 59               | 60                          | 61                         |
| ..              | ..       | ..      | ..         | 568  | ..     | ..                   | ..         | ..                    | ..       | ..      | ..      | 223              | 864                         | M. F.                      |
| ..              | ..       | ..      | ..         | 602  | ..     | ..                   | ..         | ..                    | ..       | ..      | ..      | 612              | 1,426                       | *Births                    |
| ..              | ..       | ..      | ..         | 256  | ..     | 1                    | ..         | ..                    | ..       | ..      | ..      | 368              | 1,009                       | 41,481—39,921              |
| ..              | ..       | ..      | ..         | 34   | ..     | ..                   | ..         | ..                    | ..       | ..      | ..      | 106              | 508                         |                            |
| ..              | ..       | ..      | ..         | 99   | ..     | 3                    | ..         | ..                    | ..       | ..      | ..      | 312              | 1,822                       |                            |
| ..              | ..       | ..      | ..         | 5  | 2      | 2                    | ..         | ..                    | ..       | ..      | ..      | 762              | 2,501                       |                            |
| ..              | ..       | ..      | ..         | 1,564  | 2      | 6                    | ..         | ..                    | ..       | ..      | ..      | 2,383            | 8,130                       | Deaths                     |
| ..              | 1        | 1       | 1          | 3  | 1      | 24                   | 1          | ..                    | 3        | 4       | ..      | 1,422            | 7,091                       | 16,729—15,745              |
| ..              | 9        | ..      | ..         | ..   | 2      | 28                   | 3          | ..                    | 2        | 2       | ..      | 255              | 1,290                       |                            |
| ..              | 3        | ..      | ..         | ..   | 3      | 29                   | 7          | ..                    | 13       | 2       | ..      | 15               | 518                         | Still Births               |
| ..              | 4        | 1       | ..         | ..   | 2      | 40                   | 1          | ..                    | 34       | 6       | ..      | 5                | 525                         |                            |
| 1               | 7        | 2       | ..         | ..   | 1      | 61                   | 2          | ..                    | 58       | 14      | ..      | 207              | 1,604                       | 1,052—969                  |
| ..              | 10       | 7       | ..         | ..   | 3      | 33                   | ..         | ..                    | 41       | 5       | ..      | 261              | 1,722                       |                            |
| 3               | 12       | 1       | ..         | ..   | 2      | 22                   | 2          | ..                    | 21       | 5       | ..      | 311              | 1,944                       |                            |
| 1               | 24       | 2       | ..         | ..   | 1      | 29                   | ..         | ..                    | 9        | 4       | 188     | 509              | 2,410                       |                            |
| 4               | 18       | 6       | ..         | ..   | 2      | 36                   | 1          | ..                    | 21       | 1       | 4,677   | 747              | 7,240                       |                            |
| 9               | 88       | 20      | 1          | 1,567  | 19     | 308                  | 17         | ..                    | 202      | 43      | 4,865   | 6,115            | 32,474                      |                            |

Exclude "Still Births" 1,13,876.

List of deaths according to cause group during the year 1965.

| Serial No. | Cause                                    | Total No. of Deaths |
|------------|--|---------------------|
| GROUP I    |  |                     |
| 1          | Typhoid                                  | 79                  |
| 2          | Para Typhoid                             | 14                  |
| 3          | T. B. Respiratory system                 | 512                 |
| 4          | T. B. All forms                          | 383                 |
| 5          | Diphtheria                               | 17                  |
| 6          | Small-Pox                                | 246                 |
| 7          | Influenza                                | 28                  |
| 8          | Whooping Cough                           | 56                  |
| 9          | Acute polimylitis and Polio Encephalitis | 1                   |
| GROUP II   |  |                     |
| 1          | Cholera                                  | 137                 |
| 2          | Dysentery all forms                      | 2,452               |
| 3          | Scarlet fever and strepto coccal throat  | 4                   |
| 4          | Meningo Coccal infection                 | 10                  |
| 5          | Plague                                   | ...                 |
| 6          | Measles                                  | 43                  |
| 7          | Malaria                                  | 2                   |
| 8          | Malignant neoplasain                     | 331                 |
|            | (a) of Buccal Cavity and pharsyx         | ...                 |
|            | (b) Uterus                               | ...                 |
|            | (c) Stomach and duodenum                 | ...                 |
|            | (d) Breast                               | ...                 |
|            | (e) All other sites                      | ...                 |

## VITAL STATISTICS      STATISTICS SUPPLEMENT No. 17—(contd.)

List of deaths according to cause groups during the year 1965.

| Serial No. | Cause  | Total No. of Deaths |
|------------|--|---------------------|
| 9          | Rheumatic fever ...                                  | 17                  |
| 10         | Chronic Rheumatic heart disease ...                  | 30                  |
| 11         | Arterio-sclerotic and degenerative heart disease ... | 13                  |
| 12         | Other diseases of heart ...                          | 532                 |
| 13         | Hypertensive heart diseases ...                      | 175                 |
| 14         | Pneumonia ...  | 4,226               |
| 15         | Bronchitis ...                                       | 1,376               |
| 16         | Motor Vehicle accidents ...                          | 76                  |
| 17         | All other accidents ...                              | 194                 |
| 18         | Suicide and self-inflicted injury ...                | 202                 |
| 19         | Homicide and operation or war ...                    | 8                   |
| 20         | Anaemias ...   | 180                 |
| 21         | Cirrhosis of liver ...                               | 182                 |
| 22         | Kala-Azar ...  | 6                   |
| 23         | Meningococcal meningitis ...                         | 1                   |
| 24         | Maternal deaths ...                                  | 121                 |
| 25         | Acute infectious encephalitis ...                    | 75                  |
| 26         | Tetanus ...  | 204                 |
| 27         | Anthrax ...  | 1                   |
| 28         | Chicken-Pox ...                                      | 4                   |
| 29         | Infective hepatitis ...                              | 20                  |
| 30         | Rabies ...   | 19                  |
| 31         | Filariasis ...                                       | 2                   |
| 32         | Kwashiorkor ...                                      | 13                  |

Certification of Cause of deaths for

|  |     |        |
|--|-----|--------|
| 1. Medically certified by:—  |     |        |
| (a) Practitioners of modern medicines  | ... | 3,201  |
| (b) Other medical practitioners  | ... | 615    |
| 2. Not medically certified but verified by medical and para-medical staff obtaining symptoms and conditions from the relations of the deceased |     | 19,102 |
| 3. Deaths certified by:—   |     |        |
| (1) Medical Officers of Hospitals  | ... | 13,074 |
| (2) Private Medical Practitioners  | ... | 3,509  |
| (3) Hakims and vaidas  | ... | 3      |
| (4) Commissioner of Police   | ... | 1,092  |
| (5) Corner of Bombay and District Registrars   | ... | ..     |
| All other accidents  | ... | 17     |
| Suicide and self-inflicted injury  | ... | 18     |
| Homicide and operation of law  | ... | 19     |
| Assault  | ... | 20     |
| Carcass of liver   | ... | 21     |
| Kala-azar  | ... | 22     |
| Meningo-coccal meningitis  | ... | 23     |
| Malaria  | ... | 24     |
| Acute infectious ophthalmia  | ... | 25     |
| Tetanus  | ... | 26     |
| Anthrax  | ... | 27     |
| Cholera  | ... | 28     |
| Infective hepatitis  | ... | 29     |
| Rabies   | ... | 30     |
| Trachoma   | ... | 31     |
| Kala-azar  | ... | 32     |

Vaccinations performed by Health Staff during each month in 1965.

| Months    | Primary Vaccinations         |         |        |            |         |        | Re-vaccinations                 |         |          |            |         |        |
|-----------|------------------------------|---------|--------|------------|---------|--------|---------------------------------|---------|----------|------------|---------|--------|
|           | Number of persons vaccinated |         |        | Results    |         |        | Number of persons Re-vaccinated |         |          | Results    |         |        |
|           | Males                        | Females | Total  | Successful | Failure | Absent | Males                           | Females | Total    | Successful | Failure | Absent |
| January   | 2,901                        | 2,930   | 5,831  | 5,831      | ..      | ..     | 12,424                          | 9,828   | 22,252   | 6,462      | 11,401  | 4,389  |
| February  | 2,845                        | 3,062   | 5,907  | 5,907      | ..      | ..     | 12,913                          | 10,139  | 23,052   | 7,199      | 11,518  | 4,335  |
| March     | 3,450                        | 3,167   | 6,617  | 6,576      | ..      | 41     | 16,988                          | 14,678  | 31,666   | 6,369      | 19,023  | 6,274  |
| April     | 2,250                        | 2,097   | 4,347  | 4,347      | ..      | ..     | 5,898                           | 8,784   | 14,682   | 2,587      | 8,840   | 3,255  |
| May       | 1,379                        | 1,278   | 2,657  | 2,657      | ..      | ..     | 3,787                           | 3,426   | 7,213    | 1,345      | 4,228   | 1,640  |
| June      | 2,227                        | 2,039   | 4,266  | 4,257      | ..      | 9      | 3,812                           | 3,153   | 6,965    | 1,187      | 4,566   | 1,212  |
| July      | 2,013                        | 1,883   | 3,896  | 3,838      | 43      | 15     | 5,173                           | 3,930   | 9,103    | 1,585      | 5,753   | 1,765  |
| August    | 1,340                        | 1,247   | 2,587  | 2,587      | ..      | ..     | 4,408                           | 3,999   | 8,407    | 1,428      | 5,335   | 1,644  |
| September | 2,611                        | 2,516   | 5,127  | 5,101      | 19      | 7      | 4,088                           | 4,027   | 8,115    | 1,226      | 5,241   | 1,648  |
| October   | 2,075                        | 1,946   | 4,021  | 4,021      | ..      | ..     | 4,394                           | 4,674   | 9,068    | 145        | 7,119   | 1,804  |
| November  | 2,007                        | 1,850   | 3,857  | 3,857      | ..      | ..     | 4,387                           | 4,178   | 8,565    | 1,861      | 5,174   | 1,530  |
| December  | 1,674                        | 1,567   | 3,241  | 3,241      | ..      | ..     | 4,554                           | 3,878   | 8,432    | 1,528      | 5,114   | 1,790  |
| Total     | 26,772                       | 25,582  | 52,354 | 52,220     | 62      | 72     | 82,826                          | 74,694  | 1,57,520 | 32,922     | 93,312  | 31,286 |

Particulars of Vaccinations performed by Health staff in each Division during the year 1965.

| Division No. | Name of the Division                      | Total number of Persons vaccinated |         |       | Primary vaccination |         |                |                            |                            |                     |       |       |         |       | Re-vaccination |              |         |         | Percentage of successful cases in which the results were known |            |         |        |     |        |       |
|--------------|---|------------------------------------|---------|-------|---------------------|---------|----------------|----------------------------|----------------------------|---------------------|-------|-------|---------|-------|----------------|--------------|---------|---------|--|------------|---------|--------|-----|--------|-------|
|              |   | Males                              | Females | Total | Total               |         | Successful     |                            |                            |                     | Total | Males | Females | Total | Results        |              |         | Primary | Re-vaccination   |            |         |        |     |        |       |
|              |   |                                    |         |       | Males               | Females | Under one year | One year and under 5 years | 5 years and under 10 years | Ten years and above |       |       |         |       | Total          | Unsuccessful | Unknown |         |  | Successful | Failure | Absent |     |        |       |
| 1            | New Washermenpet ...                      | 1,783                              | 2,105   | 3,888 | 537                 | 448     | 985            | 848                        | 137                        | ...                 | ...   | ...   | ...     | 985   | ...            | ...          | ...     | 1,246   | 1,657  | 2,903      | 263     | 2,104  | 536 | 100.00 | 9.05  |
| 2            | Tondiarpet ...                            | 1,500                              | 1,677   | 3,177 | 332                 | 337     | 669            | 534                        | 135                        | ...                 | ...   | ...   | ...     | 669   | ...            | ...          | ...     | 1,168   | 1,340  | 2,508      | 198     | 1,543  | 764 | 100.00 | 7.48  |
| 3            | Grace Garden ...                          | 762                                | 1,037   | 1,799 | 263                 | 236     | 499            | 413                        | 86                         | ...                 | ...   | ...   | ...     | 499   | ...            | ...          | ...     | 499     | 801  | 1,300      | 73      | 910    | 317 | 100.00 | 5.61  |
| 4            | Sanjeevirayanpet ...                      | 687                                | 864     | 1,551 | 206                 | 221     | 427            | 366                        | 61                         | ...                 | ...   | ...   | ...     | 427   | ...            | ...          | ...     | 481     | 643  | 1,124      | 339     | 502    | 283 | 100.00 | 30.16 |
| 5            | Mottai Garden ...                         | 896                                | 501     | 1,397 | 231                 | 156     | 387            | 301                        | 86                         | ...                 | ...   | ...   | ...     | 387   | ...            | ...          | ...     | 665     | 345  | 1,010      | 422     | 381    | 207 | 100.00 | 41.77 |
| 6            | Narayanappa Naicken Garden ...            | 585                                | 679     | 1,264 | 182                 | 215     | 397            | 268                        | 129                        | ...                 | ...   | ...   | ...     | 397   | ...            | ...          | ...     | 403     | 464  | 867        | 254     | 426    | 187 | 100.00 | 29.29 |
| 7            | Singara Garden ...                        | 830                                | 966     | 1,796 | 244                 | 230     | 474            | 430                        | 57                         | ...                 | ...   | ...   | ...     | 467   | 7              | ...          | ...     | 586     | 736  | 1,322      | 63      | 930    | 329 | 98.52  | 4.26  |
| 8            | Royapuram ...                             | 737                                | 731     | 1,468 | 218                 | 190     | 406            | 326                        | 80                         | ...                 | ...   | ...   | ...     | 406   | ...            | ...          | ...     | 521     | 541  | 1,062      | 53      | 744    | 265 | 100.00 | 4.99  |
| 9            | Meenakshiammenpet ...                     | 523                                | 583     | 1,106 | 201                 | 179     | 380            | 272                        | 108                        | ...                 | ...   | ...   | ...     | 380   | ...            | ...          | ...     | 322     | 404  | 726        | 253     | 312    | 161 | 100.00 | 34.84 |
| 10           | Old Washermenpet ...                      | 728                                | 806     | 1,534 | 206                 | 204     | 410            | 313                        | 97                         | ...                 | ...   | ...   | ...     | 410   | ...            | ...          | ...     | 522     | 602  | 1,124      | 289     | 423    | 412 | 100.00 | 25.71 |
| 11           | Seven Wells (North) ...                   | 1,098                              | 819     | 1,917 | 220                 | 194     | 414            | 342                        | 68                         | 4                   | ...   | ...   | ...     | 414   | ...            | ...          | ...     | 878     | 625  | 1,503      | 450     | 760    | 293 | 100.00 | 29.93 |
| 12           | Ammen Koil (North) ...                    | 839                                | 518     | 1,357 | 249                 | 175     | 424            | 357                        | 62                         | 3                   | 2     | ...   | ...     | 424   | ...            | ...          | ...     | 590     | 333  | 933        | 309     | 459    | 165 | 100.00 | 33.11 |
| 13           | Muthialpet ...                            | 390                                | 230     | 620   | 151                 | 122     | 273            | 184                        | 86                         | 3                   | ...   | ...   | ...     | 273   | ...            | ...          | ...     | 239     | 108  | 347        | 142     | 195    | 10  | 100.00 | 40.92 |
| 14           | Harbour ...                               | 243                                | 358     | 1,001 | 153                 | 136     | 289            | 184                        | 105                        | ...                 | ...   | ...   | ...     | 289   | ...            | ...          | ...     | 490     | 222  | 712        | 326     | 358    | 28  | 100.00 | 45.78 |
| 15           | Mannady ...                               | 717                                | 364     | 1,081 | 163                 | 129     | 292            | 214                        | 76                         | 2                   | ...   | ...   | ...     | 292   | ...            | ...          | ...     | 554     | 235  | 789        | 372     | 321    | 96  | 100.00 | 47.14 |
| 16           | Ammen Koil (South) ...                    | 469                                | 312     | 781   | 129                 | 113     | 242            | 197                        | 43                         | 2                   | ...   | ...   | ...     | 242   | ...            | ...          | ...     | 340     | 199  | 539        | 128     | 383    | 28  | 100.00 | 23.74 |
| 17           | Seven wells (South) ...                   | 619                                | 558     | 1,177 | 220                 | 206     | 426            | 362                        | 57                         | 3                   | 2     | ...   | ...     | 426   | 4              | ...          | ...     | 399     | 352  | 751        | 252     | 414    | 85  | 99.01  | 33.55 |
| 18           | Sowcarpet ...                             | 359                                | 340     | 699   | 129                 | 126     | 255            | 213                        | 40                         | 2                   | 7     | ...   | ...     | 255   | ...            | ...          | ...     | 230     | 214  | 444        | 130     | 256    | 58  | 100.00 | 29.27 |
| 19           | Kothavalchavadi ...                       | 615                                | 660     | 1,275 | 178                 | 174     | 352            | 286                        | 64                         | 2                   | ...   | ...   | ...     | 352   | ...            | ...          | ...     | 437     | 486  | 923        | 371     | 396    | 156 | 100.00 | 40.19 |
| 20           | Katchaleeswarar Garden ...                | 840                                | 555     | 1,395 | 107                 | 137     | 244            | 197                        | 47                         | ...                 | ...   | ...   | ...     | 244   | ...            | ...          | ...     | 733     | 418  | 1,151      | 346     | 686    | 119 | 100.00 | 31.62 |
| 21           | Korukkupet ...                            | 1,253                              | 747     | 2,000 | 257                 | 190     | 447            | 311                        | 134                        | 2                   | ...   | ...   | ...     | 447   | ...            | ...          | ...     | 996     | 557  | 1,553      | 544     | 699    | 310 | 100.00 | 35.02 |
| 22           | Kumarasamy Nagar...<br>Dr. Vijayaragavalu | 609                                | 598     | 1,207 | 178                 | 202     | 380            | 285                        | 93                         | 2                   | ...   | ...   | ...     | 380   | ...            | ...          | ...     | 431     | 396  | 827        | 148     | 311    | 368 | 100.00 | 17.89 |
| 23           | Nagar ...                                 | 891                                | 852     | 1,743 | 250                 | 237     | 487            | 332                        | 149                        | 6                   | ...   | ...   | ...     | 487   | ...            | ...          | ...     | 641     | 615  | 1,256      | 278     | 524    | 454 | 100.00 | 22.13 |
| 24           | Basin Bridge ...                          | 661                                | 850     | 1,511 | 167                 | 196     | 363            | 223                        | 140                        | ...                 | ...   | ...   | ...     | 363   | ...            | ...          | ...     | 494     | 654  | 1,148      | 105     | 743    | 300 | 100.00 | 91.14 |
| 25           | Kondithope ...                            | 565                                | 646     | 1,211 | 219                 | 250     | 469            | 353                        | 116                        | ...                 | ...   | ...   | ...     | 469   | ...            | ...          | ...     | 346     | 396  | 742        | 104     | 407    | 231 | 100.00 | 14.01 |
| 26           | Peddu Naickenpet ...                      | 981                                | 719     | 1,700 | 442                 | 401     | 843            | 438                        | 402                        | 3                   | ...   | ...   | ...     | 843   | ...            | ...          | ...     | 539     | 318  | 857        | 86      | 603    | 168 | 100.00 | 10.03 |
| 27           | Perumal Koil Garden ...                   | 1,006                              | 697     | 1,703 | 322                 | 317     | 639            | 442                        | 162                        | 22                  | 4     | ...   | ...     | 639   | 9              | ...          | ...     | 684     | 380  | 1,064      | 73      | 859    | 132 | 98.59  | 6.86  |
| 28           | Trevelyan Basin ...                       | 887                                | 975     | 1,862 | 235                 | 242     | 477            | 312                        | 124                        | 34                  | 7     | ...   | ...     | 477   | ...            | ...          | ...     | 733     | 733  | 1,385      | 360     | 853    | 172 | 100.00 | 25.99 |
| 29           | Elephant Gate ...                         | 886                                | 470     | 1,356 | 221                 | 199     | 420            | 274                        | 117                        | 23                  | 6     | ...   | ...     | 420   | ...            | ...          | ...     | 665     | 271  | 936        | 228     | 388    | 320 | 100.00 | 24.35 |

|    |                        |       |       |       |     |     |     |     |     |     |     |     |     |       |       |       |     |       |       |         |       |
|----|------------------------|-------|-------|-------|-----|-----|-----|-----|-----|-----|-----|-----|-----|-------|-------|-------|-----|-------|-------|---------|-------|
| 31 | Perambur               | 1,095 | 836   | 1,931 | 301 | 276 | 577 | 477 | 98  | 2   | ... | 577 | ... | 794   | 560   | 1,354 | 441 | 570   | 343   | 100,000 | 14,93 |
| 32 | Vyasarpady             | 1,224 | 995   | 2,219 | 281 | 268 | 549 | 466 | 78  | 5   | ... | 549 | ... | 943   | 727   | 1,670 | 992 | 457   | 221   | 100,000 | 32.57 |
| 33 | Pulianthop             | 1,458 | 644   | 2,102 | 294 | 259 | 553 | 504 | 49  | ... | ... | 553 | ... | 1,164 | 385   | 1,549 | 818 | 412   | 319   | 100,000 | 59.40 |
| 34 | Waida Nagar            | 534   | 313   | 847   | 128 | 93  | 221 | 183 | 38  | ... | ... | 221 | ... | 406   | 220   | 626   | 109 | 362   | 155   | 100,000 | 52.81 |
| 35 | Thiru Vi-Ka-Nagar      | 562   | 407   | 969   | 131 | 108 | 239 | 210 | 27  | ... | 2   | 239 | ... | 431   | 299   | 730   | 130 | 342   | 258   | 100,000 | 17.41 |
| 36 | Pattalam               | 504   | 383   | 887   | 117 | 83  | 200 | 172 | 25  | 3   | ... | 200 | ... | 387   | 300   | 687   | 177 | 440   | 70    | 100,000 | 17.80 |
| 37 | Thattian Kulam         | 476   | 417   | 893   | 175 | 139 | 314 | 199 | 113 | 2   | ... | 314 | ... | 301   | 278   | 579   | 126 | 422   | 31    | 100,000 | 25.76 |
| 38 | Dr. Besant Nagar       | 633   | 490   | 1,123 | 205 | 180 | 385 | 292 | 93  | ... | ... | 385 | ... | 428   | 310   | 738   | 99  | 440   | 199   | 100,000 | 21.76 |
| 39 | Choolai                | 482   | 431   | 913   | 144 | 115 | 259 | 218 | 39  | 2   | ... | 259 | ... | 338   | 316   | 654   | 230 | 407   | 17    | 100,000 | 13.41 |
| 40 | Hospital Garden        | 577   | 396   | 973   | 239 | 197 | 436 | 394 | 24  | 11  | 7   | 436 | ... | 338   | 199   | 537   | 168 | 337   | 32    | 100,000 | 35.16 |
| 41 | Sembiam                | 1,062 | 1,150 | 2,212 | 287 | 475 | 762 | 564 | 161 | 25  | ... | 750 | ... | 775   | 675   | 1,450 | 633 | 603   | 214   | 100,000 | 31.28 |
| 42 | Siruvellore            | 1,013 | 1,057 | 2,070 | 406 | 410 | 816 | 621 | 176 | 19  | ... | 816 | ... | 607   | 647   | 1,254 | 476 | 567   | 211   | 100,000 | 43.65 |
| 43 | Agaram                 | 762   | 764   | 1,526 | 199 | 183 | 382 | 282 | 87  | 13  | ... | 382 | ... | 563   | 581   | 1,144 | 467 | 377   | 300   | 100,000 | 37.96 |
| 44 | Nagamma Ammai Nagar    | 1,549 | 1,473 | 3,022 | 471 | 458 | 929 | 707 | 212 | 10  | ... | 929 | ... | 1,708 | 1,015 | 2,093 | 870 | 845   | 378   | 100,000 | 40.82 |
| 45 | Ayanavaram             | 1,225 | 991   | 2,216 | 533 | 417 | 950 | 769 | 134 | 30  | 4   | 197 | ... | 692   | 574   | 1,266 | 341 | 561   | 364   | 100,000 | 41.57 |
| 46 | Nammalwarpet           | 1,744 | 1,432 | 3,176 | 340 | 330 | 670 | 518 | 147 | 3   | 2   | 670 | ... | 1,404 | 1,102 | 2,506 | 773 | 1,069 | 664   | 100,000 | 26.93 |
| 47 | Otteri                 | 1,176 | 1,224 | 2,400 | 390 | 427 | 817 | 608 | 190 | 15  | 4   | 817 | ... | 786   | 797   | 1,583 | 534 | 812   | 237   | 100,000 | 30.84 |
| 48 | Kosapet                | 1,104 | 1,271 | 2,375 | 404 | 405 | 809 | 671 | 123 | 12  | 3   | 809 | ... | 700   | 866   | 1,566 | 583 | 698   | 285   | 100,000 | 33.45 |
| 49 | Perumalpet             | 1,260 | 1,261 | 2,521 | 272 | 211 | 483 | 436 | 28  | 16  | 3   | 483 | ... | 988   | 1,050 | 2,038 | 548 | 1,366 | 124   | 100,000 | 37.22 |
| 50 | Purasawalkam           | 1,327 | 1,177 | 2,504 | 393 | 301 | 694 | 589 | 93  | 10  | 2   | 694 | ... | 934   | 876   | 1,810 | 548 | 1,157 | 105   | 100,000 | 26.88 |
| 51 | Shenoy Nagar           | 2,107 | 1,660 | 3,767 | 412 | 383 | 795 | 476 | 303 | 16  | ... | 795 | ... | 1,695 | 1,277 | 2,972 | 615 | 1,756 | 601   | 100,000 | 30.27 |
| 52 | Kilpauk                | 1,761 | 1,266 | 3,027 | 221 | 205 | 426 | 336 | 90  | ... | ... | 426 | ... | 1,540 | 1,061 | 2,601 | 754 | 1,376 | 471   | 100,000 | 28.98 |
| 53 | Chetpet                | 1,289 | 918   | 2,207 | 357 | 334 | 691 | 444 | 231 | 8   | ... | 683 | ... | 932   | 584   | 1,516 | 248 | 1,063 | 205   | 100,000 | 16.35 |
| 54 | Nungambakkam           | 1,007 | 967   | 1,974 | 269 | 242 | 511 | 359 | 148 | 2   | 2   | 511 | ... | 738   | 725   | 1,463 | 246 | 868   | 349   | 100,000 | 16.81 |
| 55 | Sevagram               | 876   | 1,031 | 1,907 | 277 | 279 | 556 | 331 | 211 | 14  | ... | 556 | ... | 599   | 752   | 1,351 | 336 | 662   | 353   | 100,000 | 24.87 |
| 56 | Thousand Lights        | 1,406 | 1,205 | 2,611 | 284 | 256 | 540 | 402 | 134 | 4   | ... | 540 | ... | 1,112 | 949   | 2,071 | 416 | 1,388 | 267   | 100,000 | 18.23 |
| 57 | Thousand Lights (East) | 2,271 | 1,486 | 3,757 | 341 | 353 | 694 | 506 | 170 | 18  | ... | 694 | ... | 1,930 | 1,133 | 3,063 | 392 | 2,227 | 444   | 100,000 | 20.08 |
| 58 | Pudupakkam             | 1,578 | 1,105 | 2,683 | 298 | 244 | 542 | 417 | 123 | 2   | ... | 542 | ... | 1,280 | 861   | 2,141 | 223 | 1,681 | 237   | 100,000 | 12.79 |
| 59 | Amir Mahal             | 1,812 | 1,421 | 3,233 | 320 | 309 | 629 | 518 | 107 | 4   | ... | 629 | ... | 1,492 | 1,112 | 2,604 | 333 | 1,874 | 397   | 100,000 | 10.41 |
| 60 | Royapettah             | 1,577 | 1,385 | 2,962 | 298 | 330 | 628 | 490 | 136 | 2   | ... | 628 | ... | 1,279 | 1,055 | 2,334 | 411 | 1,351 | 572   | 100,000 | 12.78 |
| 61 | Gangadeeswarar Koil    | 1,212 | 1,090 | 2,302 | 115 | 127 | 242 | 191 | 51  | ... | ... | 242 | ... | 1,097 | 963   | 2,060 | 363 | 1,273 | 424   | 100,000 | 17.60 |
| 62 | Dr. Ambedkar Nagar     | 1,938 | 1,367 | 3,305 | 184 | 192 | 376 | 268 | 102 | 6   | ... | 376 | ... | 1,754 | 1,175 | 2,929 | 289 | 1,561 | 1,079 | 100,000 | 17.13 |
| 63 | Periamet               | 1,786 | 695   | 2,481 | 184 | 192 | 376 | 293 | 83  | ... | ... | 376 | ... | 1,602 | 503   | 2,105 | 507 | 1,268 | 330   | 100,000 | 9.86  |
| 64 | Park Town              | 1,981 | 1,189 | 3,170 | 248 | 233 | 481 | 326 | 155 | ... | ... | 481 | ... | 1,733 | 956   | 2,689 | 650 | 1,632 | 407   | 100,000 | 24.08 |
| 65 | Adikesavapuram         | 1,957 | 1,737 | 3,694 | 269 | 271 | 540 | 409 | 119 | 12  | ... | 540 | ... | 1,688 | 1,466 | 3,154 | 391 | 2,352 | 411   | 100,000 | 24.17 |
| 66 | Chintadripet           | 1,645 | 1,557 | 3,202 | 228 | 215 | 443 | 340 | 96  | 7   | ... | 443 | ... | 1,417 | 1,342 | 2,759 | 435 | 1,850 | 474   | 100,000 | 12.39 |
| 67 | Egmore                 | 1,498 | 1,553 | 3,051 | 233 | 226 | 459 | 358 | 99  | 2   | ... | 459 | ... | 1,265 | 1,327 | 2,592 | 257 | 1,950 | 385   | 100,000 | 15.76 |
| 68 | Pudupet                | 1,484 | 1,467 | 2,951 | 250 | 225 | 475 | 398 | 74  | 3   | ... | 475 | ... | 1,234 | 1,242 | 2,476 | 281 | 1,815 | 380   | 100,000 | 9.91  |
| 69 | Komaleeswaranpet       | 1,517 | 1,350 | 2,867 | 230 | 200 | 430 | 341 | 79  | 8   | ... | 430 | ... | 1,287 | 1,150 | 2,437 | 223 | 1,848 | 366   | 100,000 | 11.34 |
| 70 | Narasingapuram         | 1,149 | 2,431 | 4,580 | 271 | 249 | 520 | 409 | 109 | 2   | ... | 520 | ... | 878   | 2,182 | 3,060 | 348 | 2,204 | 508   | 100,000 | 9.15  |
| 71 | Nehru Nagar            | 917   | 1,026 | 1,943 | 307 | 302 | 609 | 372 | 235 | 2   | ... | 609 | ... | 610   | 724   | 1,334 | 151 | 922   | 261   | 100,000 | 11.37 |
| 72 | Thiruvateeswaranpet    | 665   | 741   | 1,406 | 239 | 244 | 483 | 306 | 175 | ... | ... | 483 | ... | 426   | 497   | 923   | 134 | 634   | 155   | 100,000 | 11.31 |
| 73 | Chepauk                | 769   | 978   | 1,747 | 208 | 186 | 394 | 297 | 97  | ... | ... | 394 | ... | 561   | 792   | 1,353 | 305 | 868   | 180   | 100,000 | 14.51 |
| 74 | Marina                 | 1,108 | 1,265 | 2,373 | 249 | 205 | 454 | 282 | 165 | 7   | ... | 454 | ... | 859   | 1,060 | 1,919 | 350 | 1,173 | 396   | 100,000 | 22.46 |
| 75 | Tripliewane            | 772   | 818   | 1,590 | 201 | 204 | 405 | 292 | 109 | 2   | ... | 405 | ... | 571   | 614   | 1,185 | 235 | 748   | 202   | 100,000 | 18.23 |

VITAL STATISTICS

Particulars of Vaccinations Performed by Health Staff in each Division during the year 1965.

STATISTICS SUPPLEMENT No. 19 (Contd.)

| Division No. | Name of the Division | Total number of persons vaccinated |          |          | Primary Vaccination |         |                |                            |                            |                     |       |              |         |       | Re-vaccination |        |          |                | Percentage of successful cases in which the results were known |         |        |       |
|--------------|----------------------|------------------------------------|----------|----------|---------------------|---------|----------------|----------------------------|----------------------------|---------------------|-------|--------------|---------|-------|----------------|--------|----------|----------------|--|---------|--------|-------|
|              |                      | Males                              | Females  | Total    | Total               |         | Successful     |                            |                            |                     |       | Total        |         |       | Results        |        | Primary  | Re-Vaccination |  |         |        |       |
|              |                      |                                    |          |          | Males               | Females | Under one year | One year and under 5 years | 5 years and under 10 years | Ten years and above | Total | Unsuccessful | Unknown | Males | Females        | Total  |          |                | Successful   | Failure | Absent |       |
| 76           | Zam Bazaar           | 884                                | 615      | 1,499    | 286                 | 249     | 535            | 441                        | 88                         | 6                   | 2     | 535          | ...     | ...   | 598            | 366    | 964      | 144            | 638  | 182     | 100.00 | 14.87 |
| 77           | Mirshahibpet         | 1,099                              | 1,155    | 2,254    | 431                 | 414     | 845            | 662                        | 181                        | ...                 | ...   | 845          | ...     | ...   | 668            | 741    | 1,409    | 98             | 1,133  | 178     | 100.00 | 6.95  |
| 78           | Azad Nagar           | 1,401                              | 1,415    | 2,816    | 425                 | 416     | 841            | 664                        | 177                        | ...                 | ...   | 841          | ...     | ...   | 976            | 999    | 1,975    | 122            | 1,586  | 267     | 100.00 | 6.17  |
| 79           | Durgapuram           | 685                                | 873      | 1,558    | 314                 | 317     | 631            | 439                        | 187                        | 5                   | ...   | 631          | ...     | ...   | 371            | 556    | 927      | 79             | 652  | 196     | 100.00 | 8.52  |
| 80           | Krishnampet          | 1,413                              | 1,130    | 2,543    | 237                 | 269     | 506            | 374                        | 121                        | 9                   | 2     | 506          | ...     | ...   | 1,176          | 861    | 2,037    | 133            | 999  | 905     | 100.00 | 6.52  |
| 81           | Teynampet            | 1,174                              | 1,313    | 2,487    | 210                 | 228     | 438            | 330                        | 108                        | ...                 | ...   | 438          | ...     | ...   | 964            | 1,085  | 2,049    | 366            | 1,053  | 630     | 100.00 | 17.86 |
| 82           | Vivekanandapuram     | 1,013                              | 984      | 1,997    | 176                 | 167     | 343            | 222                        | 121                        | ...                 | ...   | 343          | ...     | ...   | 837            | 817    | 1,654    | 266            | 759  | 629     | 100.00 | 16.07 |
| 83           | Madava Perumal puram | 881                                | 1,026    | 1,907    | 197                 | 186     | 383            | 225                        | 156                        | 2                   | ...   | 383          | ...     | ...   | 684            | 840    | 1,524    | 399            | 702  | 423     | 100.00 | 26.18 |
| 84           | Karniswarapuram      | 1,134                              | 1,217    | 2,351    | 248                 | 233     | 481            | 372                        | 109                        | ...                 | ...   | 481          | ...     | ...   | 886            | 984    | 1,870    | 293            | 941  | 636     | 100.00 | 15.66 |
| 85           | Santhome             | 984                                | 1,171    | 2,155    | 249                 | 229     | 478            | 363                        | 115                        | ...                 | ...   | 478          | ...     | ...   | 735            | 942    | 1,677    | 78             | 1,483  | 116     | 100.00 | 4.65  |
| 86           | Mylapore             | 967                                | 797      | 1,766    | 205                 | 187     | 392            | 318                        | 72                         | 2                   | ...   | 392          | ...     | ...   | 764            | 610    | 1,374    | 58             | 1,246  | 70      | 100.00 | 4.22  |
| 87           | Bheemampet           | 746                                | 826      | 1,572    | 234                 | 227     | 461            | 235                        | 140                        | 60                  | ...   | 435          | ...     | ...   | 512            | 599    | 1,111    | 92             | 660  | 359     | 94.36  | 8.28  |
| 88           | Alwarpet             | 840                                | 1,111    | 1,951    | 397                 | 492     | 889            | 639                        | 161                        | 38                  | ...   | 838          | 5       | 46    | 443            | 619    | 1,062    | 98             | 697  | 267     | 94.26  | 9.22  |
| 89           | Raja Annamalaipuram  | 1,119                              | 1,167    | 2,286    | 358                 | 367     | 725            | 482                        | 234                        | 7                   | 2     | 725          | ...     | ...   | 761            | 800    | 1,561    | 59             | 1,133  | 369     | 100.00 | 3.77  |
| 90           | Adayar               | 1,392                              | 1,818    | 3,210    | 260                 | 286     | 546            | 376                        | 163                        | 7                   | ...   | 546          | ...     | ...   | 1,132          | 1,532  | 2,664    | 89             | 2,084  | 491     | 100.00 | 3.34  |
| 91           | Aminjikarai          | 1,005                              | 985      | 1,990    | 358                 | 343     | 701            | 476                        | 225                        | ...                 | ...   | 701          | ...     | ...   | 647            | 642    | 1,289    | 639            | 478  | 172     | 100.00 | 49.57 |
| 92           | Vadapalani           | 1,165                              | 959      | 2,124    | 390                 | 341     | 731            | 515                        | 183                        | 33                  | ...   | 731          | ...     | ...   | 775            | 618    | 1,393    | 545            | 577  | 271     | 100.00 | 39.13 |
| 93           | Theagarayanagar      | 1,149                              | 1,034    | 2,183    | 297                 | 319     | 616            | 449                        | 159                        | 8                   | ...   | 616          | ...     | ...   | 852            | 715    | 1,567    | 124            | 1,203  | 240     | 100.00 | 7.91  |
| 94           | Sathyamoorthi Nagar  | 1,615                              | 1,746    | 3,361    | 354                 | 330     | 684            | 492                        | 192                        | ...                 | ...   | 684          | ...     | ...   | 1,261          | 1,416  | 2,677    | 1,138          | 1,119  | 420     | 100.00 | 42.51 |
| 95           | Rajaji Nagar         | 2,050                              | 1,235    | 3,285    | 379                 | 368     | 747            | 476                        | 271                        | ...                 | ...   | 747          | ...     | ...   | 1,671          | 867    | 2,538    | 1,072          | 1,084  | 382     | 100.00 | 42.23 |
| 96           | Kamaraj Nagar        | 992                                | 1,004    | 1,996    | 300                 | 429     | 729            | 565                        | 114                        | 46                  | ...   | 725          | 4       | ...   | 692            | 575    | 1,267    | 378            | 575  | 314     | 99.45  | 29.83 |
| 97           | Saidapet (North)     | 1,408                              | 1,375    | 2,783    | 312                 | 296     | 608            | 261                        | 325                        | 22                  | ...   | 608          | ...     | ...   | 1,096          | 1,079  | 2,175    | 673            | 1,102  | 400     | 100.00 | 30.94 |
| 98           | Periapet             | 1,604                              | 1,635    | 3,239    | 361                 | 342     | 703            | 469                        | 225                        | 7                   | 2     | 703          | ...     | ...   | 1,243          | 1,293  | 2,536    | 513            | 1,440  | 583     | 100.00 | 20.22 |
| 99           | Guindy               | 1,850                              | 2,332    | 4,182    | 446                 | 396     | 842            | 652                        | 168                        | 22                  | ...   | 842          | ...     | ...   | 1,404          | 1,936  | 3,340    | 133            | 2,070  | 1,137   | 100.00 | 3.98  |
| 100          | Saidapet (South)     | 1,220                              | 927      | 2,147    | 283                 | 227     | 510            | 406                        | 99                         | 5                   | ...   | 510          | ...     | ...   | 937            | 700    | 1,637    | 344            | 1,061  | 232     | 100.00 | 21.01 |
| Total        |                      | 1,09,598                           | 1,00,276 | 2,09,874 | 26,772              | 25,582  | 52,354         | 38,838                     | 12,616                     | 701                 | 65    | 52,220       | 62      | 72    | 82,826         | 74,694 | 1,57,520 | 32,922         | 93,312   | 31,286  | 99.74  | 20.86 |

SCHOOL MEDICAL INSPECTION—DEFECTS TABLE

| Serial Number | Defects                            | Boys          |            |       |               |            |       | Girls         |            |      |               |            |      |                                    |            |       |       |
|---------------|------------------------------------|---------------|------------|-------|---------------|------------|-------|---------------|------------|------|---------------|------------|------|------------------------------------|------------|-------|-------|
|               |                                    | Entrants      |            |       | Regulars      |            |       | Entrants      |            |      | Regulars      |            |      | Total No. of Entrants and Regulars |            |       |       |
|               |                                    | No. Defective | Percentage |       | No. Defective | Percentage |       | No. Defective | Percentage |      | No. Defective | Percentage |      | No. Defective                      | Percentage |       |       |
|               |                                    |               | 1965       | 1964  |               | 1965       | 1964  |               | 1965       | 1964 |               | 1965       | 1964 |                                    |            |       |       |
| 1             | Malnutrition                       | 15            | 2.760      | 5.210 | 93            | 3.370      | 4.970 | 108           | 4.701      | 526  | 9.410         | 10.10      | 408  | 7.310                              | 7.52       | 934   | 7.141 |
| 2             | Dirty Head, Body and nails         | 22            | 4.05       | 0.317 | 78            | 2.870      | 1.820 | 100           | 4.353      | 15   | 0.257         | 0.723      | 15   | 0.290                              | 0.697      | 30    | 0.221 |
| 3             | Teeth and mouth                    | 95            | 15.650     | 14.29 | 545           | 19.78      | 14.31 | 640           | 27.860     | 525  | 8.720         | 10.920     | 771  | 13.850                             | 13.720     | 1,296 | 9.909 |
| 4             | Nose and Throat                    | 4             | 0.736      | 0.815 | 20            | 0.726      | 0.982 | 24            | 1.044      | 537  | 9.00          | 9.520      | 444  | 7.920                              | 8.720      | 981   | 7.501 |
| 5             | Eye diseases                       | 9             | 1.665      | ..    | 42            | 1.525      | 0.311 | 51            | 2.220      | 334  | 5.930         | 5.370      | 143  | 2.850                              | 2.820      | 477   | 3.647 |
| 6             | Vision                             | ..            | ..         | ..    | ..            | ..         | ..    | ..            | ..         | 38   | 0.650         | 0.531      | 37   | 0.655                              | 0.692      | 75    | 0.573 |
| 7             | Ear diseases                       | 2             | 0.369      | 0.873 | 4             | 0.144      | 0.164 | 6             | 0.261      | 53   | 0.892         | 0.924      | 60   | 1.060                              | 1.370      | 113   | 0.864 |
| 8             | Hearing                            | ..            | ..         | ..    | ..            | ..         | ..    | ..            | ..         | 3    | 0.048         | ..         | 1    | 0.017                              | 0.013      | 4     | 0.028 |
| 9             | Speech                             | ..            | ..         | 0.280 | ..            | ..         | ..    | ..            | ..         | 1    | 0.016         | 0.026      | 2    | 0.032                              | 0.026      | 3     | 0.021 |
| 10            | Circulatory system                 | 9             | 1.665      | 1.820 | 43            | 1.561      | 1.350 | 52            | 2.260      | 163  | 2.910         | 2.820      | 110  | 1.950                              | 2.410      | 273   | 2.087 |
| 11            | Tuberculosis                       | ..            | ..         | ..    | 2             | 0.072      | ..    | 2             | 0.087      | ..   | ..            | 0.026      | 1    | 0.018                              | 0.026      | 1     | 0.007 |
| 12            | Respiratory system                 | ..            | ..         | ..    | ..            | ..         | ..    | ..            | ..         | 126  | 2.160         | 2.272      | 93   | 1.600                              | 1.820      | 219   | 1.674 |
| 13            | Abdominal system                   | ..            | ..         | ..    | ..            | ..         | ..    | ..            | ..         | 4    | 0.062         | ..         | ..   | ..                                 | 0.026      | 4     | 0.028 |
| 14            | Bones and joints                   | 12            | 2.209      | 4.820 | 54            | 1.897      | 8.900 | 66            | 2.870      | 55   | 0.930         | 1.130      | ..   | 0.471                              | 0.078      | 80    | 0.611 |
| 15            | Nervous and Psychic system         | ..            | ..         | ..    | ..            | ..         | ..    | ..            | ..         | 1    | 0.016         | ..         | ..   | ..                                 | 0.013      | 1     | 0.007 |
| 16            | Infectious and Contagious diseases | 10            | 1.841      | 2.180 | 35            | 1.306      | 0.662 | 45            | 0.990      | 473  | 8.00          | 9.130      | 326  | 5.300                              | 7.830      | 799   | 6.109 |
| 17            | Other diseases and defects         | 27            | 4.970      | 7.920 | 180           | 3.920      | 4.800 | 135           | 5.870      | 329  | 5.510         | 3.810      | 114  | 2.040                              | 1.370      | 443   | 3.387 |
| 18            | Vaccination                        | ..            | ..         | ..    | ..            | ..         | ..    | ..            | ..         | ..   | ..            | ..         | ..   | ..                                 | ..         | ..    | ..    |
| 19            | Deformities                        | 1             | 0.184      | 0.837 | 11            | 0.399      | 0.641 | 12            | 0.522      | 21   | 0.336         | 0.352      | 17   | 0.304                              | 0.156      | 38    | 0.280 |

## SCHOOL MEDICAL INSPECTION

Table Showing Outlines of Medical Inspection

| Groups      | No. on Roll |        | Average Daily Attendance |        | Number Examined |        | Number Defective |       | Percentage |       |
|-------------|-------------|--------|--------------------------|--------|-----------------|--------|------------------|-------|------------|-------|
|             | Boys        | Girls  | Boys                     | Girls  | Boys            | Girls  | Boys             | Girls | Boys       | Girls |
| Entrants .. | 651         | 6,259  | 567                      | 5,962  | 543             | 5,899  | 206              | 2,510 | 37.91      | 42.54 |
| Regulars .. | 3,002       | 5,967  | 2,912                    | 5,634  | 2,754           | 5,581  | 949              | 2,210 | 34.45      | 39.59 |
| Total ..    | 3,653       | 12,226 | 3,479                    | 11,596 | 3,297           | 11,480 | 1,155            | 4,720 | 36.18      | 41.07 |

## SCHOOL MEDICAL INSPECTION

Treatment Table

| Sex      | Number treated at schools | Number sent to Corporation Dispensaries | Number referred to Government Hospitals | Number referred to Government Ophthalmic Hospitals | Number referred to Pulianthope T.B. Clinic | Number of parents met | Number of re-visits paid to schools | Number of re-examinations of the pupils |
|----------|---------------------------|---|---|--|--|-----------------------|-------------------------------------|---|
| Boys ..  | 763                       | 14                                      | 238                                     | 2  | 3  | 194                   | 8                                   | 1,022                                   |
| Girls .. | 3,709                     | 537                                     | 788                                     | 45   | 6  | 714                   | 85                                  | 5,669                                   |
| Total .. | 4,472                     | 551                                     | 1,026                                   | 47   | 9  | 908                   | 93                                  | 6,691                                   |

## MEDICAL INSPECTION

## Height and Weight Table

| Age | Average height in inches |        | Average weight in pounds |        | Quinquennial average height in inches |        | Quinquennial average weight in pounds |        |
|-----|--------------------------|--------|--------------------------|--------|---------------------------------------|--------|---------------------------------------|--------|
|     | Boys                     | Girls  | Boys                     | Girls  | Boys                                  | Girls  | Boys                                  | Girls  |
| 6   | 39.440                   | 32.620 | 33.510                   | 33.060 | 40.040                                | 39.220 | 30.750                                | 32.410 |
| 7   | 42.620                   | 39.230 | 34.930                   | 35.550 | 40.910                                | 40.310 | 32.440                                | 34.730 |
| 8   | 42.950                   | 41.610 | 36.200                   | 38.310 | 42.530                                | 42.870 | 35.230                                | 36.850 |
| 9   | 44.730                   | 45.240 | 39.430                   | 40.720 | 45.970                                | 42.880 | 38.040                                | 38.210 |
| 10  | 47.440                   | 47.310 | 43.650                   | 45.940 | 47.340                                | 45.250 | 42.720                                | 44.330 |
| 11  | 50.610                   | 49.540 | 46.110                   | 48.050 | 48.230                                | 48.640 | 45.800                                | 47.920 |
| 12  | 51.420                   | 50.950 | 50.840                   | 52.690 | 52.550                                | 50.010 | 48.340                                | 50.070 |
| 13  | 53.950                   | 53.060 | 53.720                   | 54.740 | 55.210                                | 53.620 | 52.610                                | 55.850 |
| 14  | 56.020                   | 55.410 | 58.510                   | 60.330 | 57.800                                | 55.060 | 56.980                                | 58.740 |
| 15  | 57.740                   | 55.330 | 61.040                   | 64.820 | 59.540                                | 58.210 | 60.220                                | 63.170 |
| 16  | 59.350                   | 57.940 | 65.550                   | 69.510 | 61.820                                | 59.440 | 67.050                                | 70.820 |
| 17  | 62.820                   | 60.550 | 69.720                   | 76.340 | 63.060                                | 61.730 | 73.430                                | 77.110 |
| 18  | 63.510                   | ..     | 75.310                   | ..     | 63.880                                | ..     | 79.720                                | ..     |

## WATER ANALYSIS

## STATEMENT No. I

The number of samples of water tested for Chemical,  
Bacteriological and Biological purposes in 1965

| Serial No. | Description of samples  | Number of samples |
|------------|---|-------------------|
| 1          | From the Head Works at Kilpauk Water Works ..   | 1,744             |
| 2          | From the Infiltration Gallery Well at Sembiam ..  | 11                |
| 3          | From the Infiltration Gallery Well at Saidapet ..   | 12                |
| 4          | From the City Distribution Systems ..   | 700               |
| 5          | From the Sembiam Distribution System ..   | 89                |
| 6          | From the Saidapet Distribution System ..  | 93                |
| 7          | From the Shallow wells at Adayar, Kodambakkam, Guindy, Triplicane, Marina, North Madras and Naduvakkarai .. | 175               |
| 8          | From Private Parties (including complaints) ..  | 193               |
| 9          | From the Main Sterilisation ..  | 111               |
| 10         | Special Samples (Alum & Hydrated lime) ..   | 7                 |
| 11         | Microscopical Examination ..  | 52                |
| Total ..   |   | 3,187             |

WATER ANALYSIS

STATEMENT No. II

Salient Physical, Chemical and Bacteriological data for Raw water entering into Kilpauk water works—1965  
(Results expressed in parts per million)

| Months    | Colour     | Turbidity | Total solids | Total hardness | Chlorides | Ammoniacal Nitrogen | Albuminoid Nitrogen | Nitrates | Nitrites | Oxygen absorbed (Tidy's) | Phosphates | Alkalinity to |      | pH  | Iron | Silicates | Sp. conductance (micromhos/cm.) | Number of Organisms per c.c. (plankton) |
|-----------|------------|-----------|--------------|----------------|-----------|---------------------|---------------------|----------|----------|--------------------------|------------|---------------|------|-----|------|-----------|---------------------------------|---|
|           |            |           |              |                |           |                     |                     |          |          |                          |            | P.T.H.        | M.O. |     |      |           |                                 |   |
| January   | .. S.      | Y.        | 19.3         | 275            | 78        | 49                  | 0.02                | 0.48     | Nil      | 1.76                     | 0.01       | 7.0           | 129  | 8.7 | 0.1  | 19        | 395                             | 72,000                                  |
| February  | .. S.      | Y.        | 16.8         | 289            | 82        | 49                  | 0.03                | 0.48     | Pr.      | 1.70                     | 0.01       | 6.0           | 132  | 8.6 | 0.05 | 19        | 410                             | 78,000                                  |
| March     | .. S.      | Y.        | 15.7         | 265            | 81        | 51                  | 0.03                | 0.48     | Nil      | 2.04                     | 0.01       | 9.0           | 147  | 8.7 | 0.05 | 19        | 410                             | 1,02,000                                |
| April     | .. S.      | Y.        | 16.0         | 278            | 85        | 54                  | 0.03                | 0.43     | Tr.      | 1.93                     | 0.01       | 7.0           | 147  | 8.7 | 0.1  | 19        | 440                             | 88,000                                  |
| May       | .. S       | Y.        | 18.5         | 306            | 86        | 57                  | 0.03                | 0.44     | Tr.      | 2.28                     | 0.01       | 10.0          | 158  | 8.7 | 0.05 | 19        | 475                             | 77,000                                  |
| June      | .. S.Y.&H. | Y.        | 18.8         | 327            | 89        | 61                  | 0.02                | 0.43     | Nil      | 2.08                     | 0.01       | 9.0           | 162  | 8.7 | 0.05 | 19        | 490                             | 90,000                                  |
| July      | .. S.Y.&H. | Y.        | 21.0         | 347            | 80        | 71                  | 0.03                | 0.40     | Tr.      | 2.68                     | 0.01       | 16.0          | 181  | 8.8 | 0.05 | 19        | 525                             | 1,25,000                                |
| August    | ..         | Y.        | 28.0         | 396            | 75        | 74                  | 0.03                | 0.41     | Tr.      | 3.45                     | Nil        | 10.0          | 191  | 8.9 | 0.05 | 20        | 555                             | 1,54,000                                |
| September | ..         | Y.        | 32.5         | 390            | 70        | 74                  | 0.02                | 0.40     | Tr.      | 3.87                     | 0.01       | 16.0          | 188  | 8.9 | 0.05 | 17        | 555                             | 1,48,000                                |
| October   | ..         | Y.        | 22.0         | 389            | 79        | 76                  | 0.02                | 0.88     | Tr.      | 4.09                     | 0.01       | 13.0          | 192  | 8.8 | 0.05 | 18        | 565                             | 1,94,000                                |
| November  | ..         | Y.        | 22.0         | 375            | 81        | 72                  | 0.04                | 0.96     | Tr.      | 3.57                     | 0.01       | 12.0          | 182  | 8.7 | 0.05 | 18        | 535                             | 2,00,000                                |
| December  | .. S.      | Y.        | 16.5         | 259            | 82        | 55                  | 0.03                | 0.52     | Tr.      | 2.93                     | 0.01       | 10.0          | 129  | 8.4 | 0.1  | 18        | 380                             | 1,34,000                                |

S. Y. = Slightly Yellowish

Pr = Present

S. Y. & H. = Slightly Yellowish and Hazy

Tr = Trace

Y = Yellowish

WATER ANALYSIS

STATEMENT No. III

Salient Physical, Chemical and Bacteriological data for chlorinated Raw water—1965  
(Results expressed in parts per million)

| Months    | No. of samples | Colour | Turbidity | Total solids | Total hardness | Chlorides | Ammoniacal Nitrogen | Albuminoid Nitrogen | Nitrites | Nitrates | Oxygen absorbed (Tidy's) | Alkalinity to   |               | pH. | Iron | Phosphates | Silicates | Sp. Conductance (microhmhos/cm.) | Bacteriological % of first class samples (M.P.N. of coliforms none in 100 ml.) |
|-----------|----------------|--------|-----------|--------------|----------------|-----------|---------------------|---------------------|----------|----------|--------------------------|-----------------|---------------|-----|------|------------|-----------|----------------------------------|--|
|           |                |        |           |              |                |           |                     |                     |          |          |                          | Phenolphthalein | Methyl orange |     |      |            |           |                                  |  |
| January   | ..             | 20     | S.W.      | 16.0         | 276            | 81        | 48                  | 0.03                | 0.40     | Nil      | 1.54                     | 8.0             | 129           | 8.5 | 0.1  | 0.01       | 19.0      | 390                              | 85   |
| February  | ..             | 21     | S.Y.      | 15.5         | 285            | 84        | 50                  | 0.04                | 0.46     | Tr.      | 1.54                     | 4.0             | 134           | 8.4 | 0.05 | 0.01       | 18.0      | 405                              | 67   |
| March     | ..             | 27     | S.Y.      | 14.0         | 264            | 83        | 52                  | 0.02                | 0.33     | Nil      | 1.69                     | 9.0             | 140           | 8.5 | 0.05 | 0.01       | 19.0      | 420                              | 52   |
| April     | ..             | 22     | S.Y.      | 13.8         | 270            | 84        | 55                  | 0.02                | 0.42     | Tr.      | 1.98                     | 7.0             | 147           | 8.8 | 0.05 | 0.01       | 20.0      | 440                              | 18   |
| May       | ..             | 25     | S.Y.      | 14.8         | 312            | 88        | 59                  | 0.03                | 0.48     | Tr.      | 2.11                     | 7.0             | 150           | 8.6 | 0.05 | Tr.        | 18.0      | 475                              | 56   |
| June      | ..             | 25     | S.Y.      | 18.3         | 328            | 92        | 62                  | 0.02                | 0.45     | Nil      | 2.10                     | 9.0             | 163           | 8.8 | Tr.  | 0.01       | 18.0      | 492                              | 48   |
| July      | ..             | 26     | S.Y.      | 17.0         | 362            | 82        | 72                  | 0.02                | 0.42     | Tr.      | 2.32                     | 10.0            | 185           | 8.7 | Tr.  | 0.01       | 19.0      | 520                              | 45   |
| August    | ..             | 24     | S.Y.      | 25.0         | 390            | 74        | 75                  | 0.04                | 0.51     | Tr.      | 3.68                     | 9.0             | 189           | 8.8 | Tr.  | Tr.        | 19.0      | 575                              | 42   |
| September | ..             | 25     | G.Y.      | 26.0         | 346            | 71        | 73                  | 0.14                | 0.46     | Tr.      | 3.71                     | 16              | 194           | 8.9 | Tr.  | 0.01       | 18.0      | 550                              | 40   |
| October   | ..             | 20     | Y.        | 28.0         | 376            | 75        | 76                  | 0.03                | 0.72     | Tr.      | 4.18                     | 14.0            | 191           | 8.8 | 0.05 | 0.01       | 18.0      | 550                              | 0  |
| November  | ..             | 25     | S.Y.      | 19.2         | 356            | 78        | 72                  | 0.06                | 0.96     | Tr.      | 3.26                     | 10.0            | 180           | 8.6 | 0.05 | 0.01       | 19.0      | 525                              | 12   |
| December  | ..             | 25     | S.Y.      | 15.8         | 264            | 74        | 56                  | 0.04                | 0.64     | Tr.      | 2.43                     | 5.0             | 141           | 8.4 | 0.10 | Nil        | 19.0      | 425                              | 0  |

S.W.—Sl. Whitish; S.Y.—Sl. Yellowish; G.Y.—Greenish Yellow; Y.—Yellowish; Tr.—Trace.

Salient Physical, Chemical and Bacteriological data for filtrates from slow sand filters—1965  
(Results expressed in parts per million)

| Months    | No. of samples | Colour   | Turbidity | Total solids | Total hardness | Chlorides | Ammoniacal Nitrogen | Albuminoid Nitrogen | Nitrites | Nitrates | Oxygen absorbed (Tidy's) | Alkalinity to |      | PH  | Iron | Phosphates | Silicates | Sp. conductance (micromhos/cm.) | Bacteriological samples (M.P.N. of first class none in 100 ml.) |
|-----------|----------------|----------|-----------|--------------|----------------|-----------|---------------------|---------------------|----------|----------|--------------------------|---------------|------|-----|------|------------|-----------|---------------------------------|---|
|           |                |          |           |              |                |           |                     |                     |          |          |                          | P.T.H.        | M.O. |     |      |            |           |                                 |   |
| January   | ..             | 20 C & C | 7.5       | 254          | 83             | 48        | 0.03                | 0.43                | Tr.      | Tr.      | 1.44                     | Nil           | 128  | 8.3 | 0.1  | 0.01       | 19.0      | 390                             | 10  |
| February  | ..             | 21 C & C | 6.0       | 258          | 83             | 49        | 0.13                | 0.44                | Tr.      | Nil      | 1.44                     | Nil           | 134  | 8.1 | 0.05 | 0.01       | 18.0      | 405                             | 5   |
| March     | ..             | 27 C & C | 4.6       | 254          | 83             | 52        | 0.30                | 0.43                | Nil      | Nil      | 1.79                     | Nil           | 141  | 8.1 | 0.05 | 0.01       | 19.0      | 420                             | 0   |
| April     | ..             | 22 C & C | 4.9       | 252          | 86             | 55        | 0.18                | 0.40                | Tr.      | Nil      | 1.90                     | 2.0           | 149  | 8.1 | 0.05 | 0.01       | 19.0      | 440                             | 0   |
| May       | ..             | 25 C & C | 6.8       | 294          | 88             | 58        | 0.18                | 0.48                | Tr.      | Nil      | 2.00                     | 5.0           | 150  | 8.3 | 0.05 | 0.01       | 18.0      | 460                             | 0   |
| June      | ..             | 25 C & C | 5.6       | 319          | 91             | 63        | 0.17                | 0.48                | Pr.      | Tr.      | 1.84                     | 5.0           | 163  | 8.2 | Tr.  | 0.01       | 18.0      | 495                             | 4   |
| July      | ..             | 26 S.W.  | 12.9      | 362          | 82             | 71        | 0.10                | 0.46                | Tr.      | Nil      | 2.03                     | 8.0           | 185  | 8.4 | Tr.  | 0.01       | 18.0      | 515                             | 0   |
| August    | ..             | 24 S.Y.  | 16.1      | 389          | 74             | 74        | 0.23                | 0.44                | Tr.      | Nil      | 3.62                     | 7.0           | 191  | 8.4 | Tr.  | 0.01       | 19.0      | 560                             | 0   |
| September | ..             | 25 Y.    | 10.0      | 336          | 72             | 73        | 0.54                | 0.46                | Tr.      | Nil      | 3.63                     | 11.0          | 188  | 8.4 | Tr.  | 0.01       | 18.0      | 550                             | 0   |
| October   | ..             | 20 S.W.  | 14.0      | 374          | 76             | 75        | 0.52                | 0.88                | Tr.      | Tr.      | 4.18                     | 5.0           | 189  | 8.3 | 0.05 | 0.01       | 18.0      | 560                             | 0   |
| November  | ..             | 25 S.Y.  | 12.2      | 344          | 78             | 71        | 0.48                | 0.96                | Tr.      | Tr.      | 3.26                     | 5.0           | 184  | 8.4 | 0.05 | 0.01       | 19.0      | 530                             | 0   |
| December  | ..             | 25 C & C | 13.3      | 259          | 77             | 56        | 0.19                | 0.64                | Tr.      | Tr.      | 2.2                      | 3.0           | 145  | 8.0 | 0.10 | Nil        | 19.0      | 435                             | 0   |

S.Y.—Sl. Yellowish; S.W.—Sl. Whitish; Y.—Yellowish; C. & C.—Colourless & Clear; Tr.—Trace.

## WATER ANALYSIS

Chemical data for Mechanical Filters—For 1965

| Months       | Quantity of water filtered in million gallons per day |       |       | Dose of Alum in grains/gallons |      |      | Dose of Chlorine in p.p.m. |      |      | Dose of Lime in grains/gallons |      |      |
|--------------|---|-------|-------|--------------------------------|------|------|----------------------------|------|------|--------------------------------|------|------|
|              | Max.  | Min.  | Mean  | Max.                           | Min. | Mean | Max.                       | Min. | Mean | Max.                           | Min. | Mean |
| January ..   | 9.585   | 3.935 | 8.270 | 3.0                            | 3.0  | 3.0  | 3.0                        | 1.8  | 2.42 | 1.0                            | 1.0  | 1.0  |
| February ..  | 9.669   | 8.886 | 9.229 | 3.0                            | 3.0  | 3.0  | 2.5                        | 1.5  | 2.27 | 1.0                            | 1.0  | 1.0  |
| March ..     | 9.550   | 8.857 | 9.221 | 3.0                            | 2.0  | 2.13 | 2.5                        | 1.6  | 1.98 | 1.0                            | 1.0  | 1.0  |
| April ..     | 9.542   | 8.590 | 9.189 | 2.0                            | 2.0  | 2.0  | 2.0                        | 1.0  | 1.95 | 0.5                            | 0.5  | 0.5  |
| May ..       | 9.511   | 8.933 | 9.195 | 3.0                            | 2.0  | 2.32 | 2.0                        | 1.6  | 1.88 | 0.5                            | 0.5  | 0.5  |
| June ..      | 9.186   | 8.713 | 9.072 | 3.0                            | 3.0  | 3.0  | 1.5                        | 1.5  | 1.55 | 0.5                            | 0.5  | 0.5  |
| July ..      | 9.069   | 8.350 | 8.871 | 3.0                            | 3.0  | 3.0  | 2.4                        | 1.5  | 1.69 | 0.5                            | 0.5  | 0.5  |
| August ..    | 9.038   | 7.524 | 8.824 | 3.0                            | 2.5  | 2.89 | 1.5                        | 1.5  | 1.5  | 1.0                            | 1.0  | 1.0  |
| September .. | 9.841   | 8.297 | 8.928 | 2.5                            | 2.5  | 2.5  | 2.4                        | 1.7  | 2.01 | 1.0                            | 1.0  | 1.0  |
| October ..   | 9.154   | 8.238 | 8.886 | 2.5                            | 2.5  | 2.5  | 1.9                        | 1.6  | 1.78 | 1.0                            | 1.0  | 1.0  |
| November ..  | <i>Water not available</i>                            |       |       |                                |      |      |                            |      |      |                                |      |      |
| December ..  | <i>Water not available</i>                            |       |       |                                |      |      |                            |      |      |                                |      |      |

furnished by Water Works Department

| Quantity of alum used in M. Tons and Cost at Rs. 278/—per ton |        |    | Quantity of Chlorine used in M. Tons and Cost at 60 P. per kilo at 2% |       |    | Quantity of lime used and cost at Rs. 212/—per ton |       |       | Total Cost of Chemical used |          |    |
|---|--------|----|---|-------|----|--|-------|-------|-----------------------------|----------|----|
| M. Tons.  | Rs.    | P. | K.G.  | Rs.   | P. | M. Tons.   | Rs.   | P.    | Rs.                         | P.       |    |
| 52.5  | 14,595 | .. | 3,226   | 2,014 | 31 | 16.9   | 3,582 | 08    | 20,191                      | 39       |    |
| 53.2  | 14,889 | 60 | 3,052   | 1,867 | 82 | 16.8   | 3,561 | 06    | 20,318                      | 48       |    |
| 42.7  | 11,870 | 60 | 2,758   | 1,687 | 90 | 18.6   | 3,943 | 02    | 17,501                      | 52       |    |
| 39.0  | 10,842 | .. | 2,807   | 1,717 | 88 | 9.0  | 1,908 | 00    | 14,467                      | 88       |    |
| 44.9  | 12,482 | 20 | 2,772   | 1,665 | 86 | 9.3  | 1,971 | 06    | 16,119                      | 12       |    |
| 57.0  | 15,846 | .. | 2,152   | 1,317 | 02 | 9.0  | 1,908 | 00    | 19,071                      | 02       |    |
| 58.9  | 16,376 | 20 | 1,362   | 833   | 54 | 9.3  | 1,971 | 06    | 19,180                      | 80       |    |
| 56.8  | 15,790 | 40 | 1,123   | 687   | 28 | 18.6   | 3,943 | 02    | 20,420                      | 70       |    |
| 48.0  | 13,344 | .. | 2,914   | 1,783 | 37 | 18.6   | 3,816 | 00    | 18,943                      | 37       |    |
| 49.6  | 13,788 | 80 | 2,534   | 1,544 | 69 | 18.6   | 3,943 | 02    | 19,276                      | 51       |    |
|   |        |    |   |       |    |  |       | Total | ..                          | 1,85,490 | 79 |

WATER ANALYSIS

STATEMENT No. VI

Salient Physical, Chemical and Bacteriological data for filtrates from Rapid Gravity Filters—1965  
(Results expressed in parts per million)

| Months    | No. of samples | Colour   | Turbidity | Total solids | Total hardness | Chlorides | Ammoniacal Nitrogen | Albuminoid Nitrogen | Nitrites | Nitrates | Oxygen absorbed (Tidy's) | Alkalinity to |      | pH  | Iron | Phosphates | Silicates | Sp. conductance (micromhos/cm.) | Bacteriological samples (M.P.N. % of first class none in 100 ml.) |
|-----------|----------------|----------|-----------|--------------|----------------|-----------|---------------------|---------------------|----------|----------|--------------------------|---------------|------|-----|------|------------|-----------|---------------------------------|---|
|           |                |          |           |              |                |           |                     |                     |          |          |                          | P.T.H.        | M.O. |     |      |            |           |                                 |   |
| January   | ...            | 20 C & C | 7.0       | 252          | 90             | 49        | 0.03                | 0.37                | Nil      | Nil      | 0.96                     | Nil           | 123  | 8.0 | Nil  | 0.02       | 19.0      | 410                             | 10  |
| February  | ...            | 21 C & C | 5.5       | 265          | 88             | 50        | 0.03                | 0.33                | Tr.      | Nil      | 0.97                     | Nil           | 129  | 8.0 | 0.05 | 0.01       | 18.0      | 415                             | 5   |
| March     | ...            | 27 C & C | 5.7       | 239          | 89             | 52        | 0.02                | 0.43                | Nil      | Nil      | 1.03                     | Nil           | 134  | 7.9 | 0.05 | 0.01       | 19.0      | 435                             | 0   |
| April     | ...            | 22 C & C | 4.1       | 260          | 90             | 55        | 0.02                | 0.33                | Tr.      | Nil      | 1.45                     | Nil           | 138  | 7.8 | 0.10 | 0.01       | 19.0      | 460                             | 9   |
| May       | ...            | 25 C & C | 4.4       | 300          | 95             | 58        | 0.02                | 0.27                | Tr.      | Nil      | 1.32                     | 2.0           | 146  | 8.0 | Tr.  | 0.01       | 20.0      | 480                             | 16  |
| June      | ...            | 25 C & C | 4.2       | 306          | 97             | 61        | 0.02                | 0.45                | Nil      | Nil      | 1.53                     | Nil           | 153  | 7.8 | Tr.  | 0.01       | 20.0      | 510                             | 8   |
| July      | ...            | 26 C & C | 11.3      | 380          | 85             | 71        | 0.02                | 0.40                | Tr.      | Nil      | 1.45                     | Nil           | 169  | 8.0 | Tr.  | 0.01       | 18.0      | 550                             | 0   |
| August    | ...            | 24 C & C | 7.7       | 410          | 79             | 75        | 0.03                | 0.43                | Tr.      | Nil      | 2.03                     | Nil           | 179  | 8.0 | Tr.  | 0.01       | 19.0      | 580                             | 0   |
| September | ...            | 25 S. Y. | 8.5       | 376          | 81             | 74        | 0.15                | 0.40                | Tr.      | Tr.      | 2.48                     | 1.0           | 177  | 8.0 | 0.10 | 0.01       | 18.0      | 590                             | 0   |
| October   | ...            | 20 S. W. | 9.3       | 362          | 83             | 75        | 0.29                | 0.67                | Pr.      | Pr.      | 3.18                     | Nil           | 179  | 7.8 | 0.10 | 0.01       | 18.0      | 585                             | 0   |
| November  | ...            | 25 W     | 7.4       | 356          | 87             | 75        | 0.04                | 0.88                | Pr.      | Pr.      | 2.15                     | Nil           | 169  | 7.6 | 0.05 | 0.01       | 19.0      | 565                             | 12  |
| December  | ...            | 25 C & C | 6.6       | 258          | 85             | 64        | 0.03                | 0.72                | Nil      | Tr.      | 1.57                     | Nil           | 128  | 7.4 | 0.05 | 0.01       | 16.0      | 450                             | 20  |

S. Y.—Sl. yellowish; S. W.—Sl. whitish; W—whitish; C & C—colourless and clear; Pr—Present; Tr—Trace.



WATER ANALYSIS

STATEMENT No. VIII

Salient Physical, Chemical and Bacteriological data for Test tap samples collected from Test Tap at the Kilpauk Pumping Station—1965

(Results expressed in parts per million)

| Months       | No. of samples | Colour | Turbidity | Total solids | Total hardness | Chlorides | Ammoniacal Nitrogen | Albuminoid Nitrogen | Nitrites | Nitrates | Oxy. absorbed (Tidy's) | Alkalinity to |      | pH   | Iron | Phosphates | Silicates | Sp. conductance (microhms/cm.) | Bacteriological % of first class samples (M.P.N. of coliforms none in 100 ml.) |
|--------------|----------------|--------|-----------|--------------|----------------|-----------|---------------------|---------------------|----------|----------|------------------------|---------------|------|------|------|------------|-----------|--------------------------------|--|
|              |                |        |           |              |                |           |                     |                     |          |          |                        | P.T.H.        | M.O. |      |      |            |           |                                |  |
| January ..   | 39 C & C       | 5.6    | 248       | 83           | 50             | 0.03      | 0.40                | Tr.                 | Nil      | 1.15     | Nil                    | 122           | 7.9  | 0.01 | 19.0 | 395        | 95        |                                |  |
| February ..  | 40 C & C       | 4.9    | 254       | 85           | 50             | 0.04      | 0.44                | Tr.                 | Nil      | 1.09     | Nil                    | 128           | 8.1  | 0.05 | 18.0 | 410        | 100       |                                |  |
| March ..     | 52 C & C       | 4.5    | 246       | 85           | 53             | 0.04      | 0.43                | Nil                 | Nil      | 1.19     | Nil                    | 139           | 8.1  | 0.05 | 19.0 | 430        | 96        |                                |  |
| April ..     | 43 C & C       | 4.6    | 252       | 90           | 56             | 0.05      | 0.48                | Tr.                 | Nil      | 1.50     | Nil                    | 141           | 8.1  | 0.05 | 19.0 | 445        | 46        |                                |  |
| May ..       | 49 C & C       | 5.2    | 296       | 91           | 59             | 0.14      | 0.48                | Tr.                 | 3.0      | 1.57     | 3.0                    | 150           | 8.2  | Tr.  | 18.0 | 465        | 96        |                                |  |
| June ..      | 49 C & C       | 5.0    | 310       | 91           | 63             | 0.12      | 0.43                | Tr.                 | 4.0      | 1.59     | 4.0                    | 161           | 8.1  | Tr.  | 19.0 | 495        | 76        |                                |  |
| July ..      | 51 C & C       | 7.4    | 360       | 81           | 73             | 0.08      | 0.46                | Tr.                 | Nil      | 1.55     | Nil                    | 185           | 8.1  | Tr.  | 19.0 | 530        | 26        |                                |  |
| August ..    | 49 C & C       | 8.8    | 394       | 75           | 77             | 0.18      | 0.46                | Tr.                 | 5.0      | 2.94     | 5.0                    | 183           | 8.1  | Tr.  | 19.0 | 580        | 62        |                                |  |
| September .. | 49 Y           | 8.5    | 376       | 72           | 76             | 0.26      | 0.40                | Tr.                 | 3.0      | 2.85     | 3.0                    | 183           | 8.1  | Tr.  | 18.0 | 560        | 52        |                                |  |
| October ..   | 39 S.W.        | 10.0   | 350       | 77           | 75             | 0.25      | 0.67                | Pr.                 | Nil      | 3.48     | Nil                    | 181           | 8.0  | 0.10 | 18.0 | 570        | 15        |                                |  |
| November ..  | 49 S.W.        | 7.9    | 340       | 80           | 74             | 0.08      | 0.67                | Tr.                 | Nil      | 2.60     | Nil                    | 179           | 8.0  | 0.05 | 19.0 | 540        | 60        |                                |  |
| December ..  | 48 C & C       | 7.5    | 254       | 74           | 60             | 0.19      | 0.64                | Nil                 | Nil      | 1.83     | Nil                    | 138           | 7.7  | 0.10 | 18.0 | 440        | 88        |                                |  |

WATER ANALYSIS

STATEMENT No. IX

Salient Physical, Chemical and Bacteriological data for samples collected from High Pressure areas of the City Distribution System—1965.

(Results expressed in parts per million)

| Months    | No. of samples | Smell | Total solids | Total hardness | Chlorides | Ammoniacal Nitrogen | Albuminoid Nitrogen | Nitrites | Nitrates | Oxygen absorbed (Tidy's) | Iron | pH. | Bacteriological class samples of first % of first class samples (M.P.N. of coliforms none in 100 ml.) |
|-----------|----------------|-------|--------------|----------------|-----------|---------------------|---------------------|----------|----------|--------------------------|------|-----|---|
| January   | 11             | Nil   | 258          | 83             | 51        | 0.02                | 0.40                | Nil      | Nil      | 1.16                     | 0.05 | 8.0 | 73  |
| February  | 7              | Nil   | 268          | 83             | 53        | 0.02                | 0.40                | Nil      | Nil      | 0.98                     | 0.05 | 8.0 | 100   |
| March     | 8              | Nil   | 250          | 88             | 55        | 0.02                | 0.40                | Tr.      | Nil      | 1.1                      | 0.05 | 8.0 | 100   |
| April     | 17             | Nil   | 260          | 88             | 57        | ..                  | ..                  | Tr.      | Tr.      | 1.34                     | 0.05 | 8.1 | 65  |
| May       | 27             | Nil   | 330          | 88             | 59        | ..                  | ..                  | Tr.      | ..       | 1.73                     | Tr.  | 8.2 | 85  |
| June      | 5              | Nil   | 320          | 88             | 62        | 0.19                | 0.48                | Tr.      | Nil      | 1.45                     | 0.20 | 8.0 | 60  |
| July      | 18             | Nil   | 390          | 77             | 77        | 0.04                | 0.40                | Pr.      | Tr.      | 1.86                     | Tr.  | 8.2 | 83  |
| August    | 16             | Nil   | 360          | 93             | 74        | 0.08                | 0.40                | Pr.      | Nil      | 1.74                     | 0.10 | 7.6 | 87  |
| September | 19             | H2s   | 398          | 76             | 77        | 0.12                | 0.40                | Tr.      | Tr.      | 2.34                     | 0.10 | 8.0 | 79  |
| October   | 11             | Nil   | 350          | 77             | 78        | 0.20                | 0.48                | Tr.      | Tr.      | 2.50                     | 0.05 | 8.0 | 10  |
| November  | 11             | Nil   | 374          | 78             | 74        | ..                  | ..                  | Pr.      | Pr.      | 2.48                     | 0.05 | 8.1 | 82  |
| December  | 13             | Nil   | 274          | 82             | 55        | 0.16                | 0.48                | Nil      | Nil      | 1.66                     | 0.1  | 8.0 | 100   |

WATER ANALYSIS

STATEMENT No. X

Salient Physical, Chemical and Bacteriological data for samples collected from Low Pressure areas of the City Distribution System—1965

(Results expressed in parts per million)

| Months    | No. of samples | Smell            | Total solids | Total hardness | Chlorides | Ammoniacal Nitrogen | Albuminoid Nitrogen | Nitrites | Nitrates | Oxy. absorbed (Tidy's) | Iron | pH  | Bacteriological % of first class samples (M.P.N. of coliforms in 100 ml.) |
|-----------|----------------|------------------|--------------|----------------|-----------|---------------------|---------------------|----------|----------|------------------------|------|-----|---|
| January   | 43             | Nil              | 270          | 80             | 50        | 0.04                | 0.48                | Nil      | Nil      | 1.08                   | 0.10 | 7.9 | 75  |
| February  | 20             | Nil              | 260          | 85             | 51        | 0.05                | 0.48                | Tr.      | Nil      | 1.06                   | 0.10 | 8.0 | 60  |
| March     | 20             | Nil              | 260          | 83             | 52        | 0.02                | 0.48                | Tr.      | Nil      | 1.05                   | 0.05 | 8.0 | 75  |
| April     | 38             | Nil              | 258          | 91             | 58        | —                   | —                   | Tr.      | Tr.      | 1.44                   | 0.05 | 8.2 | 74  |
| May       | 67             | Nil              | 328          | 88             | 62        | —                   | —                   | Tr.      | —        | 1.76                   | Tr.  | 8.0 | 57  |
| June      | 29             | Nil              | 314          | 91             | 63        | 0.22                | 0.40                | Tr.      | Nil      | 1.54                   | 0.05 | 8.0 | 69  |
| July      | 35             | Nil              | 370          | 79             | 78        | 0.03                | 0.48                | Tr.      | Nil      | 1.80                   | Tr.  | 8.2 | 45  |
| August    | 17             | Nil              | 352          | 89             | 74        | 0.08                | 0.40                | Pr.      | Nil      | 1.88                   | 0.10 | 8.2 | 59  |
| September | 30             | H <sub>2</sub> S | 386          | 75             | 78        | 0.15                | 0.43                | Tr.      | Tr.      | 2.50                   | Tr.  | 8.1 | 60  |
| October   | 22             | Nil              | 342          | 70             | 78        | 0.16                | 0.40                | Tr.      | Tr.      | 2.49                   | 0.05 | 8.0 | 23  |
| November  | 24             | Nil              | 368          | 76             | 74        | —                   | —                   | Pr.      | Tr.      | 2.58                   | 0.05 | 8.1 | 58  |
| December  | 46             | Nil              | 280          | 86             | 58        | 0.20                | 0.40                | Nil      | Nil      | 1.55                   | 0.1  | 8.1 | 67  |

## Salient Physical, Chemical and Bacteriological data for samples collected from Booster areas of the City Distribution System—1965

(Results expressed in parts per million)

| Months    | No. of samples | Smell | Total solids | Total hardness | Chlorides | Ammoniacal Nitrogen | Albuminoid Nitrogen | Nitrites | Nitrates | Oxy. absorbed (Tidy's) | Iron | pH  | Bacteriological % of first class samples (M.P.N. of coliforms none in 100 ml.) |
|-----------|----------------|-------|--------------|----------------|-----------|---------------------|---------------------|----------|----------|------------------------|------|-----|--|
| January   | 8              | Nil   | 260          | 84             | 50        | 0.02                | 0.40                | Nil      | Tr.      | 1.15                   | 0.10 | 8.0 | 50   |
| February  | 12             | Nil   | 280          | 84             | 50        | 0.03                | 0.40                | Nil      | Nil      | 1.10                   | 0.10 | 8.0 | 83   |
| March     | 14             | Nil   | 260          | 86             | 54        | 0.03                | 0.48                | Tr.      | Nil      | 1.02                   | 0.10 | 8.1 | 72   |
| April     | 11             | Nil   | 252          | 90             | 60        | —                   | —                   | Nil      | Tr.      | 1.45                   | 0.10 | 8.0 | 73   |
| May       | 24             | Nil   | 320          | 90             | 61        | —                   | —                   | Tr.      | —        | 1.49                   | Tr.  | 7.9 | 100  |
| June      | 13             | Nil   | 324          | 92             | 63        | 0.03                | 0.40                | Pr.      | Nil      | 1.56                   | 0.10 | 8.1 | 61   |
| July      | 13             | Nil   | 385          | 83             | 73        | 0.08                | 0.40                | Tr.      | Tr.      | 1.53                   | 0.01 | 7.2 | 69   |
| August    | 15             | Nil   | 345          | 92             | 74        | 0.10                | 0.48                | Tr.      | Tr.      | 1.80                   | 0.15 | 8.1 | 80   |
| September | 9              | H2s   | 380          | 72             | 78        | 0.16                | 0.40                | Tr.      | Nil      | 2.42                   | 0.10 | 8.1 | 77   |
| October   | 6              | Nil   | 340          | 72             | 76        | 0.20                | 0.42                | Tr.      | Tr.      | 2.33                   | 0.05 | 8.0 | 0  |
| November  | 10             | Nil   | 360          | 77             | 74        | —                   | —                   | Pr.      | Tr.      | 2.80                   | 0.05 | 8.0 | 30   |
| December  | 18             | Nil   | 284          | 82             | 55        | 0.20                | 0.42                | Nil      | Nil      | 1.58                   | 0.10 | 8.1 | 92   |

WATER ANALYSIS

STATEMENT No. XII

Salient Chemical and Bacteriological data for water samples collected from the Infiltration Gallery well at Sembiam—1965

(Results expressed in parts per Million)

| Months    | Total solids | Total hardness | Chlorides | Ammoniacal Nitrogen | Albuminoid Nitrogen | Nitrites | Nitrates | Oxy. absorbed (Tidy's) | Alkalinity to |      | pH  | Iron | Sp. conductance (micromhos/cm.) | M.P.N. of coli-forms in 100 ml. |
|-----------|--------------|----------------|-----------|---------------------|---------------------|----------|----------|------------------------|---------------|------|-----|------|---------------------------------|---------------------------------|
|           |              |                |           |                     |                     |          |          |                        | P.T.H.        | M.O. |     |      |                                 |                                 |
| January   | 500          | 150            | 150       | 0.03                | 0.04                | Tr.      | Tr.      | 0.14                   | Nil           | 112  | 7.0 | 0.3  | 615                             | 0                               |
| February  | 520          | 140            | 160       | 0.02                | 0.02                | Nil      | Nil      | 0.14                   | Nil           | 124  | 7.1 | 0.4  | 615                             | 0                               |
| March     | 480          | 140            | 144       | Nil                 | Nil                 | Nil      | Tr.      | 0.16                   | Nil           | 120  | 7.2 | 0.6  | 695                             | 0                               |
| April     | 650          | 220            | 220       | 0.02                | 0.02                | Nil      | Tr.      | 0.46                   | —             | —    | 7.5 | 0.8  | 1,025                           | 0                               |
| May       | 600          | 200            | 250       | —                   | —                   | Nil      | Nil      | 0.30                   | Nil           | 145  | 7.1 | 0.8  | 950                             | 0                               |
| June      | 800          | 240            | 320       | 0.02                | 0.02                | Tr.      | Tr.      | 0.50                   | Nil           | 158  | 7.1 | 0.6  | 1,225                           | 0                               |
| July      | 780          | 240            | 300       | 0.12                | 0.02                | Tr.      | Tr.      | 0.38                   | Nil           | 174  | 7.1 | 0.8  | 1,175                           | Infinite                        |
| August    | 840          | 220            | 340       | Nil                 | Nil                 | Tr.      | Nil      | 0.44                   | Nil           | 178  | 7.1 | 0.3  | 1,275                           | 0                               |
| September | 980          | 280            | 380       | 0.96                | 0.03                | Pr.      | Tr.      | 0.80                   | Nil           | 182  | 8.2 | 0.8  | 1,535                           | 0                               |
| October   | 800          | 230            | 330       | 0.08                | 0.03                | Tr.      | —        | 0.24                   | Nil           | 178  | 7.5 | 0.1  | 1,200                           | 0                               |
| November  | ..           | ..             | ..        | ..                  | ..                  | ..       | ..       | ..                     | ..            | ..   | ..  | ..   | ..                              | ..                              |
| December  | 400          | 150            | 150       | 0.02                | 0.03                | Nil      | Nil      | 0.27                   | Nil           | 120  | 7.2 | 1.0  | 510                             | 0                               |

Salient Chemical and Bacteriological data for water samples collected from the Infiltration Gallery well at Saidapet—1965.

(Results expressed in parts per Million)

| Months    | Total solids | Total hardness | Chlorides | Ammoniacal Nitrogen | Albuminoid Nitrogen | Nitrites | Nitrates | Oxy. absorbed (Tidy's) | Alkalinity to |      | pH  | Iron | Sp. conductance (micro mhos/cm.) | M.P.N. of coli-forms in 100 ml. |
|-----------|--------------|----------------|-----------|---------------------|---------------------|----------|----------|------------------------|---------------|------|-----|------|----------------------------------|---------------------------------|
|           |              |                |           |                     |                     |          |          |                        | P.T.H.        | M.O. |     |      |                                  |                                 |
| January   | 650          | 240            | 210       | Nil                 | Nil                 | Tr.      | Pr.      | 0.57                   | Nil           | 170  | 7.2 | 0.10 | 865                              | 0                               |
| February  | 650          | 280            | 250       | 0.02                | 0.02                | Tr.      | Pr.      | 0.14                   | Nil           | 188  | 7.4 | 0.10 | 920                              | 0                               |
| March     | 630          | 260            | 230       | 0.03                | 0.04                | Tr.      | Nil      | 0.20                   | Nil           | 186  | 7.5 | 0.10 | 945                              | 0                               |
| April     | 700          | 260            | 270       | —                   | —                   | Tr.      | Tr.      | 0.40                   | —             | —    | 7.5 | 0.10 | 1,025                            | 0                               |
| May       | 650          | 240            | 240       | —                   | —                   | Tr.      | —        | 0.60                   | 5.0           | 268  | 8.2 | 0.20 | 1,025                            | 5.1                             |
| June      | 760          | 280            | 280       | 0.04                | 0.03                | Nil      | Nil      | 0.60                   | Nil           | 190  | 7.4 | 0.30 | 1,125                            | 0                               |
| July      | 700          | 260            | 230       | 0.02                | 0.03                | Tr.      | Tr.      | 0.19                   | Nil           | 210  | 7.5 | Tr.  | 1,150                            | 0                               |
| August    | 700          | 280            | 270       | 0.03                | 0.02                | Tr.      | Pr.      | 0.48                   | Nil           | 198  | 7.8 | 0.10 | 1,125                            | 0                               |
| September | 840          | 260            | 290       | Nil                 | Nil                 | Pr.      | Tr.      | 0.56                   | Nil           | 214  | 8.1 | 0.10 | 1,175                            | 0                               |
| October   | 770          | 330            | 290       | Nil                 | 0.04                | —        | —        | 0.32                   | Nil           | 214  | 7.8 | 0.3  | 1,100                            | Infinite                        |
| November  | 700          | 300            | 280       | —                   | —                   | —        | —        | 0.15                   | Nil           | 210  | 7.7 | Nil  | 1,025                            | 9.2                             |
| December  | 700          | 260            | 270       | 0.02                | 0.02                | Pr.      | Pr.      | 0.08                   | Nil           | 214  | 7.3 | 0.05 | 1,125                            | 16                              |

WATER ANALYSIS

STATEMENT NO. XIV

Infiltration Gallery wells—Distribution System—Results of Chemical and Bacteriological Examination—1965  
(Results expressed in parts per million)

| Months    | Sembiam        |              |                |           |         |         |            |           |                      |      |     | Saidapet  |                |              |                |           |         |         |            |           |                      |      |     |   |
|-----------|----------------|--------------|----------------|-----------|---------|---------|------------|-----------|----------------------|------|-----|---|----------------|--------------|----------------|-----------|---------|---------|------------|-----------|----------------------|------|-----|---|
|           | No. of samples | Total solids | Total hardness | Chlorides | Amn.-N. | Alb.-N. | Nitrous-N. | Nitric-N. | Oxy. absorbed (Tidy) | Iron | pH  | % first class sam- ples (M.P.N. of coliforms none in 100 ml.) | No. of samples | Total solids | Total hardness | Chlorides | Amn.-N. | Alb.-N. | Nitrous-N. | Nitric-N. | Oxy. absorbed (Tidy) | Iron | pH  | % first class sam- ples (M.P.N. of coliforms none in 100 ml.) |
| January   | 7              | 334          | 118            | 98        | 0.03    | 0.23    | Tr.        | Tr.       | 0.62                 | 0.15 | 7.7 | 100   | 8              | 430          | 128            | 108       | 0.05    | 0.28    | Tr.        | Pr.       | 1.28                 | 0.15 | 7.8 | 25  |
| February  | 6              | 390          | 126            | 148       | 0.03    | 0.15    | Nil        | Nil       | 0.53                 | 0.27 | 7.5 | 83  | 7              | 456          | 161            | 141       | 0.02    | 0.22    | Nil        | Nil       | 0.50                 | 0.10 | 7.7 | 29  |
| March     | 9              | 430          | 124            | 119       | Nil     | 0.16    | Nil        | Nil       | 0.37                 | 0.38 | 8.1 | 100   | 4              | 390          | 142            | 101       | 0.03    | 0.24    | Nil        | Nil       | 0.30                 | 0.10 | 7.9 | 50  |
| April     | 9              | 430          | 176            | 180       | —       | —       | Nil        | Nil       | 0.81                 | 0.28 | 8.0 | 66  | 10             | 462          | 182            | 157       | —       | —       | Nil        | Pr.       | 0.70                 | 0.10 | 7.9 | 70  |
| May       | 9              | 510          | 152            | 148       | —       | —       | Nil        | —         | 1.10                 | 0.15 | 7.7 | 89  | 6              | 490          | 129            | 102       | —       | —       | Tr.        | —         | 1.02                 | 0.10 | 8.1 | 83  |
| June      | 7              | 585          | 151            | 160       | 0.09    | 0.14    | Tr.        | Tr.       | 1.23                 | 0.37 | 7.9 | 86  | 6              | 485          | 163            | 167       | 0.03    | 0.42    | Tr.        | Tr.       | 0.94                 | 0.10 | 8.0 | 83  |
| July      | 8              | 570          | 124            | 139       | 0.06    | 0.40    | Pr.        | Tr.       | 1.34                 | 0.37 | 7.9 | 63  | 8              | 700          | 250            | 290       | 0.02    | 0.02    | Nil        | Pr.       | 0.04                 | Tr.  | 7.8 | 100   |
| August    | 6              | 630          | 194            | 186       | 0.03    | 0.21    | Tr.        | Nil       | 0.84                 | 0.18 | 8.1 | 66  | 10             | 400          | 116            | 114       | 0.03    | 0.48    | Tr.        | Tr.       | 1.02                 | 0.10 | 8.0 | 90  |
| September | 8              | 628          | 210            | 245       | 0.04    | 0.06    | Tr.        | Tr.       | 0.81                 | 0.25 | 8.0 | 75  | 7              | 430          | 105            | 122       | 0.02    | 0.40    | Tr.        | Nil       | 1.18                 | 0.10 | 7.9 | 86  |
| October   | 5              | 620          | 210            | 245       | 0.13    | 0.21    | Pr.        | Tr.       | 1.7                  | 0.25 | 8.1 | 40  | 10             | 590          | 166            | 159       | 0.15    | 0.34    | Tr.        | Tr.       | 1.5                  | 0.10 | 8.0 | 0   |
| November  | 6              | 430          | 130            | 148       | —       | —       | —          | —         | 2.22                 | 0.25 | 7.5 | 66  | 9              | 470          | 140            | 154       | —       | —       | —          | —         | 1.62                 | Nil  | 8.3 | 33  |
| December  | 9              | 330          | 116            | 103       | 0.09    | 0.32    | Nil        | Nil       | 0.86                 | 0.10 | 7.6 | 100   | 8              | 380          | 136            | 117       | 0.11    | 0.26    | Nil        | Nil       | 1.20                 | 0.05 | 7.6 | 50  |

WATER ANALYSIS

STATEMENT No. XV

Statement showing the variation in the concentration of the chemical constituents of water samples collected from the shallow wells, and as sources of water supply in certain outlying areas. (Results expressed in parts per million)

| Location of wells                                  | Total solids | Total hardness | Chlorides | Oxy. absorbed (Tidy's) | Alkalinity to   |               | pH      | Iron      | Sp. conductance (micro mhos/cm.) | Bacteriological % of first class samples (M.P.N. of coliforms none in 100 ml.) |
|--|--------------|----------------|-----------|------------------------|-----------------|---------------|---------|-----------|----------------------------------|--|
|  |              |                |           |                        | Phenolphthalein | Methyl orange |         |           |                                  |  |
| Eastern well, Adyar ..                             | 140-240      | 60-150         | 19- 38    | 0.2-0.9                | Nil to-10.0     | 82-104        | 7.6-8.1 | Nil-0.2   | 205-340                          | 8  |
| Western well, Adyar ..                             | 500-600      | 84-250         | 90-150    | 0.15-1.23              | Nil             | 210-250       | 7.6-8.1 | Tr 0.2    | 765-980                          | 25   |
| United India Colony, Kodambakkam ..                | 1700-2800    | 470-900        | 630-1120  | 0.4-1.7                | Nil             | 310-616       | 7.0-7.9 | 1.5-2.0   | 2860-4090                        | 42   |
| Ganapathy Colony, Guindy ..                        | 1120-1600    | 740-860        | 480-580   | 0.14-0.85              | Nil             | 144-220       | 7.3-8.4 | Nil-0.1   | 1840-2560                        | 17   |
| Opp. Sankuvar Street, Marina ..                    | 500-650      | 156-270        | 118-260   | 0.15-1.06              | Nil to Tr       | 120-156       | 7.8-8.1 | Tr-0.2    | 690-1020                         | 11   |
| Opp. Wenlock Park, Marina ..                       | 320-440      | 144-210        | 70-160    | 0.14-1.8               | Nil to 10       | 80-140        | 7.9-8.6 | Nil-0.1   | 460-665                          | 25   |
| Chellapillayar Koil St., Triplicane ..             | 700-1050     | 140-320        | 140-290   | 0.12-1.44              | Nil to-22       | 245-288       | 7.4-8.8 | Tr-0.15   | 1125-1535                        | 17   |
| Nagappier Street, Triplicane ..                    | 530-650      | 168-250        | 120-220   | 0.14-1.02              | Nil             | 220-260       | 7.3-8.4 | Nil-0.1   | 815-1020                         | 17   |
| Kottur, Adyar ..                                   | 840-1700     | 240-520        | 280-600   | 0.16-1.1               | Nil             | 182-290       | 7.1-8.4 | Tr. -0.2  | 1210-2560                        | 30   |
| Cherian Nagar, Tondiarpet ..                       | 200-720      | 100-310        | 30-290    | 0.1-1.03               | Nil             | 98-184        | 7.2-7.8 | Nil-Tr.   | 280-1125                         | 0  |
| Market Farm, Tondiarpet ..                         | 600-1200     | 184-330        | 170-350   | 0.11-1.60              | Nil             | 120-390       | 7.7-8.3 | Tr. -0.15 | 870-1940                         | 8  |
| Solayappan Street ..                               | 650-980      | 120-370        | 200-400   | 0.64-1.60              | Nil             | 200-260       | 7.2-8.0 | Tr. -0.1  | 1125-1380                        | 58   |
| Puliyur, Kodambakkam, I.D. Hospital, Tondiarpet .. | 1200-1700    | 320-600        | 360-550   | 1.1-1.68               | Nil to 10       | 298-410       | 7.1-8.6 | Nil -0.15 | 1740-2450                        | 8  |
| Tondiarpet ..                                      | 700-1300     | 280-550        | 160-300   | 0.92-3.0               | Nil             | 204-250       | 7.2-8.1 | Tr. -0.15 | 1025-2000                        | 50   |
| Tower Clock, T.H.Road ..                           | 900-1200     | 310-490        | 200-340   | 0.85-2.70              | Nil             | 230-350       | 7.2-8.0 | Tr. -0.15 | 1125-1740                        | 75   |
| Naduvakkarai ..                                    | 900-1550     | 270-520        | 340-560   | 0.036-0.94             | Nil             | 260-310       | 7.3-8.1 | 0.4-3.0   | 1430-1940                        | 29   |

## WATER ANALYSIS

## STATEMENT No. XVI

Summarised report on the Sterilisation of Water Mains during the year 1965.

| S. No.             | Place                                    | Division No. | No. of days worked | Length of pipe line sterilised (furlongs) | Total lbs. chlorine used | Reasons for Sterilisation of mains.                                     |
|--------------------|--|--------------|--------------------|---|--------------------------|---|
| <i>Plant No. 1</i> |  |              |                    |   |                          |   |
| 1                  | Madhuma Nagar                            | 41           | 5                  | 2   | 30                       | Sterilisation for eradication of Leeches.                               |
| 2                  | Mental Hospital Main                     | 46           | 3                  | 2   | 3                        | — do —  |
| 3                  | Greenways Road                           | 89           | 3                  | 2   | 27                       | — do —  |
| 4                  | Thiru-vi-ka Nagar                        | 33           | 9                  | 2   | 34                       | Sterilisation of the water main polluted by the slaughter house wastes. |
| 5                  | Jagannathan Road                         | 56           | 11                 | 2   | 16                       | Routine sterilisation of old Trunk Main.                                |
| 6                  | Madras Port Trust (New 21" Main)         | ..           | 70                 | 20  | 200                      | Sterilisation of main prior to commissioning.                           |
| 7                  | Issac Street                             | 64           | 4                  | 2   | 16                       | Sterilisation for eradication Smell.                                    |
| 8                  | Arcot Road                               | 92           | 3                  | 2   | 3                        | Preventive measure against Cholera.                                     |
| 9                  | Poonamalli High Road<br>(7th Trunk Main) | 52           | 21                 | 3   | 29                       | — do —  |
| 10                 | Damodara Mudaliyar St.                   | 52           | 7                  | 3   | 42                       | — do —  |
| 11                 | Baracah Rd. (2nd Trunk main)             | 46           | 6                  | 4   | 36                       | — do —  |
| <i>Plant No. 2</i> |  |              |                    |   |                          |   |
| 1                  | Damodaran Street                         | 57           | 5                  | 3   | 5                        | Sterilisation for eradication leeches.                                  |
| 2                  | Vijayanarayana Doss Road.                | 58           | 3                  | 2   | 3                        | — do —  |
| 3                  | Ramakrishna Mutt Road.                   | 89           | 1                  | 2   | 4                        | — do —  |
| 4                  | Pondy Bazaar Road.                       | 94           | 10                 | 2   | 40                       | — do —  |
| 5                  | Dr. Thirumurthy Nagar                    | 56           | 1                  | 3   | 6                        | Routine sterilisation of the old trunk main.                            |
| 6                  | Madras Port Trust (21" Main)             | ..           | 40                 | 20  | 200                      | Sterilisation of main prior to commissioning.                           |
| 7                  | Pudumanai Kuppam                         | 2            | 15                 | 2   | 30                       | Preventive Measure against Cholera.                                     |
| 8                  | Stanely Nagar                            | 24           | 4                  | 2   | 8                        |   |
| 9                  | T. H. Road                               | 24           | 5                  | 2   | 10                       |   |
| 10                 | Peoples Park (3rd Main)                  | 39           | 9                  | 4   | 60                       |   |
| 11                 | Nungambakkam High Road.                  | 56           | 5                  | 4   | 30                       |   |
| 12                 | Greenways Road                           | 89           | 4                  | 4   | 36                       | Sterilisation for eradication of worms in water mains.                  |
| 13                 | Mowbrays Road                            | 87           | 4                  | 2   | 24                       | — do —  |

# MEDICAL RELIEF

Companion statement of the Office of Health in Disasters District 1663

MEDICAL RELIEF

| No. | Name of Beneficiary | Sex | Age | Occupation | Address | Remarks |
|-----|---------------------|-----|-----|------------|---------|---------|
| 1   | ...                 | ... | ... | ...        | ...     | ...     |
| 2   | ...                 | ... | ... | ...        | ...     | ...     |
| 3   | ...                 | ... | ... | ...        | ...     | ...     |
| 4   | ...                 | ... | ... | ...        | ...     | ...     |
| 5   | ...                 | ... | ... | ...        | ...     | ...     |
| 6   | ...                 | ... | ... | ...        | ...     | ...     |
| 7   | ...                 | ... | ... | ...        | ...     | ...     |
| 8   | ...                 | ... | ... | ...        | ...     | ...     |
| 9   | ...                 | ... | ... | ...        | ...     | ...     |
| 10  | ...                 | ... | ... | ...        | ...     | ...     |
| 11  | ...                 | ... | ... | ...        | ...     | ...     |
| 12  | ...                 | ... | ... | ...        | ...     | ...     |
| 13  | ...                 | ... | ... | ...        | ...     | ...     |
| 14  | ...                 | ... | ... | ...        | ...     | ...     |
| 15  | ...                 | ... | ... | ...        | ...     | ...     |
| 16  | ...                 | ... | ... | ...        | ...     | ...     |
| 17  | ...                 | ... | ... | ...        | ...     | ...     |
| 18  | ...                 | ... | ... | ...        | ...     | ...     |
| 19  | ...                 | ... | ... | ...        | ...     | ...     |
| 20  | ...                 | ... | ... | ...        | ...     | ...     |
| 21  | ...                 | ... | ... | ...        | ...     | ...     |
| 22  | ...                 | ... | ... | ...        | ...     | ...     |
| 23  | ...                 | ... | ... | ...        | ...     | ...     |
| 24  | ...                 | ... | ... | ...        | ...     | ...     |
| 25  | ...                 | ... | ... | ...        | ...     | ...     |
| 26  | ...                 | ... | ... | ...        | ...     | ...     |
| 27  | ...                 | ... | ... | ...        | ...     | ...     |
| 28  | ...                 | ... | ... | ...        | ...     | ...     |
| 29  | ...                 | ... | ... | ...        | ...     | ...     |
| 30  | ...                 | ... | ... | ...        | ...     | ...     |
| 31  | ...                 | ... | ... | ...        | ...     | ...     |
| 32  | ...                 | ... | ... | ...        | ...     | ...     |
| 33  | ...                 | ... | ... | ...        | ...     | ...     |
| 34  | ...                 | ... | ... | ...        | ...     | ...     |
| 35  | ...                 | ... | ... | ...        | ...     | ...     |
| 36  | ...                 | ... | ... | ...        | ...     | ...     |
| 37  | ...                 | ... | ... | ...        | ...     | ...     |
| 38  | ...                 | ... | ... | ...        | ...     | ...     |
| 39  | ...                 | ... | ... | ...        | ...     | ...     |
| 40  | ...                 | ... | ... | ...        | ...     | ...     |
| 41  | ...                 | ... | ... | ...        | ...     | ...     |
| 42  | ...                 | ... | ... | ...        | ...     | ...     |
| 43  | ...                 | ... | ... | ...        | ...     | ...     |
| 44  | ...                 | ... | ... | ...        | ...     | ...     |
| 45  | ...                 | ... | ... | ...        | ...     | ...     |
| 46  | ...                 | ... | ... | ...        | ...     | ...     |
| 47  | ...                 | ... | ... | ...        | ...     | ...     |
| 48  | ...                 | ... | ... | ...        | ...     | ...     |
| 49  | ...                 | ... | ... | ...        | ...     | ...     |
| 50  | ...                 | ... | ... | ...        | ...     | ...     |
| 51  | ...                 | ... | ... | ...        | ...     | ...     |
| 52  | ...                 | ... | ... | ...        | ...     | ...     |
| 53  | ...                 | ... | ... | ...        | ...     | ...     |
| 54  | ...                 | ... | ... | ...        | ...     | ...     |
| 55  | ...                 | ... | ... | ...        | ...     | ...     |
| 56  | ...                 | ... | ... | ...        | ...     | ...     |
| 57  | ...                 | ... | ... | ...        | ...     | ...     |
| 58  | ...                 | ... | ... | ...        | ...     | ...     |
| 59  | ...                 | ... | ... | ...        | ...     | ...     |
| 60  | ...                 | ... | ... | ...        | ...     | ...     |
| 61  | ...                 | ... | ... | ...        | ...     | ...     |
| 62  | ...                 | ... | ... | ...        | ...     | ...     |
| 63  | ...                 | ... | ... | ...        | ...     | ...     |
| 64  | ...                 | ... | ... | ...        | ...     | ...     |
| 65  | ...                 | ... | ... | ...        | ...     | ...     |
| 66  | ...                 | ... | ... | ...        | ...     | ...     |
| 67  | ...                 | ... | ... | ...        | ...     | ...     |
| 68  | ...                 | ... | ... | ...        | ...     | ...     |
| 69  | ...                 | ... | ... | ...        | ...     | ...     |
| 70  | ...                 | ... | ... | ...        | ...     | ...     |
| 71  | ...                 | ... | ... | ...        | ...     | ...     |
| 72  | ...                 | ... | ... | ...        | ...     | ...     |
| 73  | ...                 | ... | ... | ...        | ...     | ...     |
| 74  | ...                 | ... | ... | ...        | ...     | ...     |
| 75  | ...                 | ... | ... | ...        | ...     | ...     |
| 76  | ...                 | ... | ... | ...        | ...     | ...     |
| 77  | ...                 | ... | ... | ...        | ...     | ...     |
| 78  | ...                 | ... | ... | ...        | ...     | ...     |
| 79  | ...                 | ... | ... | ...        | ...     | ...     |
| 80  | ...                 | ... | ... | ...        | ...     | ...     |
| 81  | ...                 | ... | ... | ...        | ...     | ...     |
| 82  | ...                 | ... | ... | ...        | ...     | ...     |
| 83  | ...                 | ... | ... | ...        | ...     | ...     |
| 84  | ...                 | ... | ... | ...        | ...     | ...     |
| 85  | ...                 | ... | ... | ...        | ...     | ...     |
| 86  | ...                 | ... | ... | ...        | ...     | ...     |
| 87  | ...                 | ... | ... | ...        | ...     | ...     |
| 88  | ...                 | ... | ... | ...        | ...     | ...     |
| 89  | ...                 | ... | ... | ...        | ...     | ...     |
| 90  | ...                 | ... | ... | ...        | ...     | ...     |
| 91  | ...                 | ... | ... | ...        | ...     | ...     |
| 92  | ...                 | ... | ... | ...        | ...     | ...     |
| 93  | ...                 | ... | ... | ...        | ...     | ...     |
| 94  | ...                 | ... | ... | ...        | ...     | ...     |
| 95  | ...                 | ... | ... | ...        | ...     | ...     |
| 96  | ...                 | ... | ... | ...        | ...     | ...     |
| 97  | ...                 | ... | ... | ...        | ...     | ...     |
| 98  | ...                 | ... | ... | ...        | ...     | ...     |
| 99  | ...                 | ... | ... | ...        | ...     | ...     |
| 100 | ...                 | ... | ... | ...        | ...     | ...     |

**MEDICAL RELIEF**  
Comparative Statement of the Out-Turn of Work in Dispensaries During 1965.

| Serial No. | Division No. | Name of the Dispensaries | Year of opening | Location                             | Attendance |        |        |        | Minor operations | System of Treatment |       |           |
|------------|--------------|--------------------------|-----------------|--------------------------------------|------------|--------|--------|--------|------------------|---------------------|-------|-----------|
|            |              |                          |                 |                                      | Old        |        | New    |        |                  |                     | Total |           |
|            |              |                          |                 |                                      | 1964       | 1965   | 1964   | 1965   |                  |                     |       |           |
| 1          | 1            | New Washermanpet         | 1962            | 10, Avoor Muthiah Maistry Street.    | 27,361     | 35,405 | 19,817 | 43,395 | 47,178           | 78,800              | 762   | Allopathy |
| 2          | 2            | Royapuram                | 1924            | 2/87, Suryanarayana Chetty Street.   | 31,768     | 28,796 | 36,286 | 35,612 | 68,054           | 64,408              | 488   | Do.       |
| 3          | 3            | Palmyrayard              | 1952            | Kalmandapam Road                     | 27,198     | 24,385 | 67,284 | 69,143 | 94,482           | 93,528              | 160   | Do.       |
| 4          | 4            | Sanjeevirayanpet         | 1957            | 21/22, Kappal Polu Chetty Street ..  | 17,284     | 27,703 | 20,657 | 19,815 | 37,941           | 47,518              | 12    | Do.       |
| 5          | 5            | Mottai Garden            | 1965            | 43, Ramanuja Iyer St., Madras-21     | Nil        | 4,370  | Nil    | 4,136  | Nil              | 8,506               | Nil   | Do.       |
| 6          | 7            | Royapuram Siddha.        | 1944            | 109, Adam Sahib Street.              | 31,281     | 33,021 | 44,170 | 44,260 | 75,451           | 77,281              | 31    | Siddha    |
| 7          | 11           | Seven Wells              | 1956            | 1/50, St. Xavier Street              | 44,886     | 47,860 | 40,767 | 43,640 | 85,653           | 91,500              | 170   | Allopathy |
| 8          | 14           | Harbour                  | 1929            | 6/7, Adam Street.                    | 16,814     | 24,642 | 34,569 | 41,789 | 51,383           | 66,431              | 109   | Do.       |
| 9          | 15           | Muthialpet               | 1955            | 2, Geil Street.                      | 51,283     | 44,079 | 57,456 | 50,057 | 1,08,739         | 94,136              | Nil   | Do.       |
| 10         | 19           | Mofuskan                 | 1923            | 55, Thatha Muthiappan Street         | 25,997     | 27,250 | 28,358 | 30,344 | 54,355           | 57,594              | Nil   | Do.       |
| 11         | 20           | Mannady                  | 1938            | 47, Lingi Chetty Street              | 13,215     | 15,957 | 11,096 | 10,932 | 24,311           | 26,889              | 135   | Do.       |
| 12         | 21           | Tondiarpent              | 1963            | Thiruvathiyur High Road              | 20,417     | 28,832 | 51,888 | 61,873 | 72,305           | 90,705              | Nil   | Do.       |
| 13         | 23           | Washermanpet             | 1913            | 85, Thiruvathiyur High Road          | 22,048     | 20,843 | 69,054 | 71,015 | 91,102           | 91,858              | 57    | Do.       |
| 14         | 25           | Mint                     | 1923            | 244, Mint Street                     | 23,053     | 23,176 | 58,039 | 51,337 | 81,092           | 74,513              | 15    | Do.       |
| 15         | 25           | Basin Bridge             | 1957            | 50, Basin Bridge Road                | 31,076     | 38,232 | 35,791 | 42,325 | 66,867           | 80,557              | 28    | Do.       |
| 16         | 28           | Trevelyan Basin          | 1919            | 17, Basin Bridge Road                | 34,437     | 34,642 | 39,677 | 51,571 | 74,114           | 86,213              | 101   | Do.       |
| 17         | 31           | Perambur                 | 1928            | 55, Madhavaram High Road             | 14,904     | 19,617 | 41,330 | 56,818 | 56,234           | 76,435              | Nil   | Do.       |
| 18         | 32           | Vyasarpady               | 1929            | 22, Gantz Road                       | 15,470     | 19,867 | 37,804 | 40,636 | 53,274           | 60,503              | 160   | Do.       |
| 19         | 32           | Sharma Nagar             | 1964            | Sharma Nagar, Madras-12              | 6,650      | 12,860 | 11,699 | 16,762 | 18,349           | 29,622              | Nil   | Do.       |
| 20         | 33           | Pulianthope              | 1930            | 55, Pulianthope High Road            | 25,701     | 26,001 | 65,866 | 63,555 | 91,567           | 89,556              | 195   | Unani     |
| 21         | 34           | Otteri                   | 1958            | 83, Strahans Road                    | 83,357     | 35,357 | 54,554 | 58,870 | 1,37,911         | 94,227              | 25    | Allopathy |
| 22         | 35           | Otteri Siddha            | 1931            | 1-B, Bashiam Reddy Ist Street        | 22,509     | 21,995 | 41,068 | 43,395 | 63,577           | 65,390              | 84    | Siddha    |
| 23         | 39           | Choolai Siddha           | 1931            | 16, Alathur Subramania Achari Street | 39,728     | 35,390 | 68,634 | 63,134 | 1,08,362         | 98,524              | 47    | Do.       |
| 24         | 40           | Baliah Naidu             | 1899            | 6, Rotler Street                     | 43,569     | 41,429 | 72,927 | 44,206 | 1,16,496         | 85,635              | 388   | Allopathy |
| 25         | 41           | Sembiam                  | 1946            | 178, Paper Mills Road                | 35,876     | 37,437 | 43,643 | 56,623 | 79,519           | 94,060              | 258   | Do.       |

|   |                         |      |  |        |        |        |        |          |          |       |           |  |  |  |  |
|---|-------------------------|------|--|--------|--------|--------|--------|----------|----------|-------|-----------|--|--|--|--|
| 2641  | Thiru Vi-Ka Nagar       | 1964 | T. V. K. Nagar                         | 262    | 7,948  | 995    | 13,565 | 1,257    | 21,513   | Nil   | Allopathy |  |  |  |  |
| 2745  | Ayanavaram              | 1948 | 127, Konnur High Road                  | 31,803 | 27,291 | 45,306 | 44,972 | 77,109   | 72,263   | 69    | Do.       |  |  |  |  |
| 2846  | Nammalwarpet            | 1960 | 21-A, Subbaraya Chetty Street 2nd Lane | 52,570 | 47,026 | 47,367 | 47,904 | 99,937   | 94,930   | 912   | Do.       |  |  |  |  |
| 2948  | Kosapet                 | 1929 | 1/7, Chellappa Mudali Street           | 25,798 | 19,813 | 44,973 | 46,729 | 70,771   | 66,542   | 185   | Do.       |  |  |  |  |
| 3048  | Kosapet (New)           | 1961 | Satchidanandam Street                  | 20,112 | 33,279 | 46,118 | 51,154 | 66,230   | 84,433   | Nil   | Do.       |  |  |  |  |
| 3151  | Aminjikarai             | 1956 | 171, Poonamallee High Road             | 19,883 | 34,049 | 45,134 | 46,288 | 65,017   | 80,337   | 167   | Do.       |  |  |  |  |
| 3253  | Chetput                 | 1959 | 241, Mc. Nichols Road                  | 22,455 | 32,272 | 45,195 | 29,981 | 67,650   | 62,253   | 84    | Do.       |  |  |  |  |
| 3355  | Nungambakkam.           | 1923 | 15, Noor Veerasamy Iyer Street         | 36,698 | 28,434 | 40,198 | 29,778 | 76,896   | 58,212   | 86    | Allopathy |  |  |  |  |
| 3456  | Thousand Lights         | 1930 | 43, Model School Road                  | 52,013 | 51,046 | 56,411 | 49,433 | 1,08,424 | 1,00,479 | 53    | Ayurvedic |  |  |  |  |
| 3559  | Puddunakkam             | 1924 | 369, Pycrafts Road                     | 42,569 | 62,400 | 55,898 | 77,744 | 98,467   | 1,40,144 | —     | Allopathy |  |  |  |  |
| 3661  | Kilpauk                 | 1919 | 6, Gangadhareeswarar Koil Street       | 30,444 | 25,725 | 50,333 | 55,451 | 80,777   | 81,176   | 247   | Do.       |  |  |  |  |
| 3764  | Ripon Buildings         | 1962 | Ripon Buildings                        | 22,755 | 40,905 | 29,432 | 40,284 | 52,187   | 81,189   | 24    | Do.       |  |  |  |  |
| 3866  | Chintadripet            | 1909 | 2/61, Arunachala Naicken Koil Street   | 31,030 | 30,212 | 52,276 | 46,815 | 83,306   | 77,027   | 56    | Do.       |  |  |  |  |
| 3967  | Egmore                  | 1923 | 34, Poosala Gengu Reddy Street         | 16,634 | 21,163 | 15,059 | 35,128 | 31,693   | 56,291   | 35    | Do.       |  |  |  |  |
| 4069  | Pudupet                 | 1939 | 83, Harris Road                        | 35,230 | 22,913 | 48,855 | 52,225 | 84,083   | 75,138   | Nil   | Do.       |  |  |  |  |
| 4171  | Thirvatteswaran-<br>pet | 1932 | 42, Thayar Sahib Street                | 75,152 | 73,823 | 39,606 | 41,521 | 1,14,758 | 1,15,344 | 199   | Unani     |  |  |  |  |
| 4272  | Chepauk                 | 1955 | 8, Khana Baugh Street                  | 37,340 | 38,081 | 41,599 | 40,753 | 78,939   | 78,834   | 148   | Allopathy |  |  |  |  |
| 4375  | Triplicane              | 1918 | 25, Pycrafts Road                      | 58,287 | 36,216 | 39,438 | 32,865 | 97,725   | 69,081   | 62    | Do.       |  |  |  |  |
| 4477  | Zambazaar               | 1956 | 21, Gazette Begum Street               | 54,088 | 70,149 | 36,874 | 39,998 | 90,962   | 1,10,147 | 190   | Do.       |  |  |  |  |
| 4580  | Krishnampet             | 1938 | 25, Dr. Natesan Road                   | 62,805 | 46,940 | 25,242 | 26,109 | 88,047   | 73,069   | 13    | Do.       |  |  |  |  |
| 4681  | Teynampet<br>(North)    | 1963 | 56-C, Muthaiya Mudali Street           | 22,274 | 22,114 | 19,259 | 21,432 | 41,233   | 43,546   | 60    | Do.       |  |  |  |  |
| 4784  | Mylapore (North)        | 1959 | 8, Karneeswarar Pagoda Street          | 31,745 | 27,550 | 31,627 | 40,516 | 63,372   | 68,066   | 76    | Do.       |  |  |  |  |
| 4885  | Mylapore (South)        | 1924 | 101, Kutcheri Road                     | 54,930 | 51,592 | 35,435 | 21,943 | 90,365   | 73,535   | 65    | Do.       |  |  |  |  |
| 4988  | Teynampet(South)        | 1927 | 104, Mount Road                        | 15,374 | 14,763 | 26,939 | 24,731 | 42,313   | 39,494   | 13    | Do.       |  |  |  |  |
| 5089  | Adayar                  | 1948 | 13, Greenways Road                     | 28,316 | 20,979 | 31,774 | 30,137 | 60,090   | 51,116   | 128   | Do.       |  |  |  |  |
| 5192  | Kodambakkam             | 1948 | 107, Arcot Road                        | 28,806 | 35,871 | 37,375 | 42,864 | 66,181   | 78,735   | 22    | Do.       |  |  |  |  |
| 5293  | T. Nagar (North)        | 1956 | 4, Dr. Sadasivam Road                  | 20,335 | 20,127 | 21,372 | 17,341 | 41,707   | 37,468   | 4     | Do.       |  |  |  |  |
| 5394  | T. Nagar (South)        | 1922 | 3, Sivagnanam Road                     | 32,471 | 35,708 | 34,669 | 38,629 | 67,140   | 74,337   | 64    | Do.       |  |  |  |  |
| 5497  | Saidapet                | 1956 | 51, Sadarappan Mudali Street           | 41,237 | 24,017 | 29,229 | 32,789 | 70,466   | 56,806   | 98    | Do.       |  |  |  |  |
| 5599  | Guindy                  | 1957 | 1-A, Sathani Street                    | 22,898 | 23,349 | 11,897 | 20,416 | 34,795   | 43,765   | Nil   | Do.       |  |  |  |  |
| Total   |                         |      |  |        |        |        |        |          |          | 6,185 |           |  |  |  |  |
| 17,32,196 17,34,921 21,38,319 22,54,738 38,70,515 39,89,659 |                         |      |  |        |        |        |        |          |          |       |           |  |  |  |  |

# FOOD ANALYSIS

| Item   | Weight | Price  | Total     | Unit |
|--------|--------|--------|-----------|------|
| 100g   | 11.200 | 50.110 | 561.320   | Do.  |
| 200g   | 23.330 | 30.900 | 720.230   | Do.  |
| 300g   | 38.830 | 24.140 | 939.470   | Do.  |
| 400g   | 47.740 | 41.300 | 1,990.740 | Do.  |
| 500g   | 45.800 | 40.110 | 1,869.110 | Do.  |
| 600g   | 39.130 | 35.000 | 1,371.130 | Do.  |
| 700g   | 39.600 | 45.945 | 1,806.600 | Do.  |
| 800g   | 32.820 | 30.200 | 990.420   | Do.  |
| 900g   | 34.200 | 35.320 | 1,215.200 | Do.  |
| 1000g  | 30.200 | 41.200 | 1,250.200 | Do.  |
| 1100g  | 31.500 | 38.900 | 1,239.400 | Do.  |
| 1200g  | 30.000 | 38.000 | 1,140.000 | Do.  |
| 1300g  | 30.000 | 35.000 | 1,050.000 | Do.  |
| 1400g  | 30.000 | 35.000 | 1,050.000 | Do.  |
| 1500g  | 31.000 | 40.000 | 1,240.000 | Do.  |
| 1600g  | 30.000 | 35.000 | 1,050.000 | Do.  |
| 1700g  | 30.000 | 35.000 | 1,050.000 | Do.  |
| 1800g  | 30.000 | 35.000 | 1,050.000 | Do.  |
| 1900g  | 30.000 | 35.000 | 1,050.000 | Do.  |
| 2000g  | 30.000 | 35.000 | 1,050.000 | Do.  |
| 2100g  | 30.000 | 35.000 | 1,050.000 | Do.  |
| 2200g  | 30.000 | 35.000 | 1,050.000 | Do.  |
| 2300g  | 30.000 | 35.000 | 1,050.000 | Do.  |
| 2400g  | 30.000 | 35.000 | 1,050.000 | Do.  |
| 2500g  | 30.000 | 35.000 | 1,050.000 | Do.  |
| 2600g  | 30.000 | 35.000 | 1,050.000 | Do.  |
| 2700g  | 30.000 | 35.000 | 1,050.000 | Do.  |
| 2800g  | 30.000 | 35.000 | 1,050.000 | Do.  |
| 2900g  | 30.000 | 35.000 | 1,050.000 | Do.  |
| 3000g  | 30.000 | 35.000 | 1,050.000 | Do.  |
| 3100g  | 30.000 | 35.000 | 1,050.000 | Do.  |
| 3200g  | 30.000 | 35.000 | 1,050.000 | Do.  |
| 3300g  | 30.000 | 35.000 | 1,050.000 | Do.  |
| 3400g  | 30.000 | 35.000 | 1,050.000 | Do.  |
| 3500g  | 30.000 | 35.000 | 1,050.000 | Do.  |
| 3600g  | 30.000 | 35.000 | 1,050.000 | Do.  |
| 3700g  | 30.000 | 35.000 | 1,050.000 | Do.  |
| 3800g  | 30.000 | 35.000 | 1,050.000 | Do.  |
| 3900g  | 30.000 | 35.000 | 1,050.000 | Do.  |
| 4000g  | 30.000 | 35.000 | 1,050.000 | Do.  |
| 4100g  | 30.000 | 35.000 | 1,050.000 | Do.  |
| 4200g  | 30.000 | 35.000 | 1,050.000 | Do.  |
| 4300g  | 30.000 | 35.000 | 1,050.000 | Do.  |
| 4400g  | 30.000 | 35.000 | 1,050.000 | Do.  |
| 4500g  | 30.000 | 35.000 | 1,050.000 | Do.  |
| 4600g  | 30.000 | 35.000 | 1,050.000 | Do.  |
| 4700g  | 30.000 | 35.000 | 1,050.000 | Do.  |
| 4800g  | 30.000 | 35.000 | 1,050.000 | Do.  |
| 4900g  | 30.000 | 35.000 | 1,050.000 | Do.  |
| 5000g  | 30.000 | 35.000 | 1,050.000 | Do.  |
| 5100g  | 30.000 | 35.000 | 1,050.000 | Do.  |
| 5200g  | 30.000 | 35.000 | 1,050.000 | Do.  |
| 5300g  | 30.000 | 35.000 | 1,050.000 | Do.  |
| 5400g  | 30.000 | 35.000 | 1,050.000 | Do.  |
| 5500g  | 30.000 | 35.000 | 1,050.000 | Do.  |
| 5600g  | 30.000 | 35.000 | 1,050.000 | Do.  |
| 5700g  | 30.000 | 35.000 | 1,050.000 | Do.  |
| 5800g  | 30.000 | 35.000 | 1,050.000 | Do.  |
| 5900g  | 30.000 | 35.000 | 1,050.000 | Do.  |
| 6000g  | 30.000 | 35.000 | 1,050.000 | Do.  |
| 6100g  | 30.000 | 35.000 | 1,050.000 | Do.  |
| 6200g  | 30.000 | 35.000 | 1,050.000 | Do.  |
| 6300g  | 30.000 | 35.000 | 1,050.000 | Do.  |
| 6400g  | 30.000 | 35.000 | 1,050.000 | Do.  |
| 6500g  | 30.000 | 35.000 | 1,050.000 | Do.  |
| 6600g  | 30.000 | 35.000 | 1,050.000 | Do.  |
| 6700g  | 30.000 | 35.000 | 1,050.000 | Do.  |
| 6800g  | 30.000 | 35.000 | 1,050.000 | Do.  |
| 6900g  | 30.000 | 35.000 | 1,050.000 | Do.  |
| 7000g  | 30.000 | 35.000 | 1,050.000 | Do.  |
| 7100g  | 30.000 | 35.000 | 1,050.000 | Do.  |
| 7200g  | 30.000 | 35.000 | 1,050.000 | Do.  |
| 7300g  | 30.000 | 35.000 | 1,050.000 | Do.  |
| 7400g  | 30.000 | 35.000 | 1,050.000 | Do.  |
| 7500g  | 30.000 | 35.000 | 1,050.000 | Do.  |
| 7600g  | 30.000 | 35.000 | 1,050.000 | Do.  |
| 7700g  | 30.000 | 35.000 | 1,050.000 | Do.  |
| 7800g  | 30.000 | 35.000 | 1,050.000 | Do.  |
| 7900g  | 30.000 | 35.000 | 1,050.000 | Do.  |
| 8000g  | 30.000 | 35.000 | 1,050.000 | Do.  |
| 8100g  | 30.000 | 35.000 | 1,050.000 | Do.  |
| 8200g  | 30.000 | 35.000 | 1,050.000 | Do.  |
| 8300g  | 30.000 | 35.000 | 1,050.000 | Do.  |
| 8400g  | 30.000 | 35.000 | 1,050.000 | Do.  |
| 8500g  | 30.000 | 35.000 | 1,050.000 | Do.  |
| 8600g  | 30.000 | 35.000 | 1,050.000 | Do.  |
| 8700g  | 30.000 | 35.000 | 1,050.000 | Do.  |
| 8800g  | 30.000 | 35.000 | 1,050.000 | Do.  |
| 8900g  | 30.000 | 35.000 | 1,050.000 | Do.  |
| 9000g  | 30.000 | 35.000 | 1,050.000 | Do.  |
| 9100g  | 30.000 | 35.000 | 1,050.000 | Do.  |
| 9200g  | 30.000 | 35.000 | 1,050.000 | Do.  |
| 9300g  | 30.000 | 35.000 | 1,050.000 | Do.  |
| 9400g  | 30.000 | 35.000 | 1,050.000 | Do.  |
| 9500g  | 30.000 | 35.000 | 1,050.000 | Do.  |
| 9600g  | 30.000 | 35.000 | 1,050.000 | Do.  |
| 9700g  | 30.000 | 35.000 | 1,050.000 | Do.  |
| 9800g  | 30.000 | 35.000 | 1,050.000 | Do.  |
| 9900g  | 30.000 | 35.000 | 1,050.000 | Do.  |
| 10000g | 30.000 | 35.000 | 1,050.000 | Do.  |

| Years  | 1965                       |                               | 1966                       |                                   | 1961                       |                                   | 1962                       |                                   | 1963                       |                                   | 1964                       |                                       |
|--|----------------------------|-------------------------------|----------------------------|-----------------------------------|----------------------------|-----------------------------------|----------------------------|-----------------------------------|----------------------------|-----------------------------------|----------------------------|---------------------------------------|
|  | Number of samples analysed | Number of adulterated samples | Number of samples analysed | Percentage of adulterated samples | Number of samples analysed | Percentage of adulterated samples | Number of samples analysed | Percentage of adulterated samples | Number of samples analysed | Percentage of adulterated samples | Number of samples analysed | Percentage of adulterated samples     |
| Milk ..  | 4,430                      | 2,137                         | 4,642                      | 43.2                              | 3,793                      | 38.5                              | 4,446                      | 35.5                              | 4,260                      | 35.6                              | 4,421                      | 33.7                                  |
| Butter ..  | 529                        | 92                            | 583                        | 16.5                              | 553                        | 11.8                              | 609                        | 11.3                              | 592                        | 11.8                              | 526                        | 12.2                                  |
| Ghee ..  | 781                        | 44                            | 892                        | 8.6                               | 672                        | 6.8                               | 810                        | 7.5                               | 950                        | 3.2                               | 865                        | 2.7                                   |
| Gingelly Oil ..                                    | 945                        | 53                            | 1,143                      | 8.7                               | 988                        | 7.3                               | 911                        | 15.7                              | 790                        | 6.1                               | 845                        | 7.9                                   |
| Groundnut Oil ..                                   | 171                        | 5                             | 143                        | 16.8                              | 169                        | 7.4                               | 307                        | 7.5                               | 227                        | 8.4                               | 229                        | 5.7                                   |
| Cocoanut Oil ..                                    | 493                        | 37                            | 385                        | 2.6                               | 354                        | 1.4                               | 350                        | 1.4                               | 321                        | 1.2                               | 277                        | 1.1                                   |
| Coffee Powder ..                                   | 238                        | 74                            | 286                        | 7.7                               | 265                        | 6.8                               | 255                        | 4.3                               | 230                        | 10.9                              | 214                        | 22.4                                  |
| Tea ..   | 113                        | 6                             | 102                        | 5.9                               | 71                         | 8.5                               | 162                        | 4.3                               | 107                        | 9.3                               | 112                        | 4.5                                   |
| Ghee Substitutes                                   | 4                          | ..                            | 4                          | 25.0                              | 90                         | ..                                | 29                         | 10.3                              | 5                          | ..                                | 8                          | ..                                    |
| Other articles ..                                  | *204                       | **78                          | 197                        | 33.5                              | 208                        | 31.3                              | 249                        | 33.7                              | 187                        | 24.0                              | 243                        | 36.2                                  |
| Total ..   | 7,908                      | 2,526                         | 8,377                      | 28.7                              | 7,163                      | 24.4                              | 8,128                      | 24.4                              | 7,669                      | 23.2                              | 7,740                      | 23.3                                  |
| * Aerated Water—1;                                 |                            |                               |                            |                                   |                            |                                   |                            | Curry powder—1;                   |                            |                                   |                            | Chillies with Dhania—1;               |
| ** —1;   |                            |                               |                            |                                   |                            |                                   |                            | " —1;                             |                            |                                   |                            | " —1;                                 |
| * Mixture of Chilli, Dhania and Turmeric Powder—4; |                            |                               |                            |                                   |                            |                                   |                            | Maida flour—2;                    |                            |                                   |                            | Ravai—2;                              |
| ** —2;   |                            |                               |                            |                                   |                            |                                   |                            | " —1;                             |                            |                                   |                            | " —1;                                 |
| * Thoovar Dhall—100;                               |                            |                               |                            |                                   |                            |                                   |                            | Sugar—1;                          |                            |                                   |                            | " —1;                                 |
| ** —22;  |                            |                               |                            |                                   |                            |                                   |                            | " —1;                             |                            |                                   |                            | " —1;                                 |
| * Arrowroot—4;                                     |                            |                               |                            |                                   |                            |                                   |                            | Chillies Powder—15;               |                            |                                   |                            | Food Colours (Kesari Powder, etc.)—6; |
| ** —1;   |                            |                               |                            |                                   |                            |                                   |                            | " —15;                            |                            |                                   |                            | " —6;                                 |
| ** —22;  |                            |                               |                            |                                   |                            |                                   |                            | Asafoetida—1;                     |                            |                                   |                            | " —1;                                 |
| ** —2;   |                            |                               |                            |                                   |                            |                                   |                            | " —1;                             |                            |                                   |                            | " —1;                                 |
| ** —2;   |                            |                               |                            |                                   |                            |                                   |                            | " —1;                             |                            |                                   |                            | " —1;                                 |
| ** —1;   |                            |                               |                            |                                   |                            |                                   |                            | " —1;                             |                            |                                   |                            | " —1;                                 |
| ** —1;   |                            |                               |                            |                                   |                            |                                   |                            | " —1;                             |                            |                                   |                            | " —1;                                 |
| ** —2;   |                            |                               |                            |                                   |                            |                                   |                            | " —2;                             |                            |                                   |                            | " —2;                                 |
| ** —2;   |                            |                               |                            |                                   |                            |                                   |                            | " —2;                             |                            |                                   |                            | " —2;                                 |
| ** —1;   |                            |                               |                            |                                   |                            |                                   |                            | " —1;                             |                            |                                   |                            | " —1;                                 |
| ** —1;   |                            |                               |                            |                                   |                            |                                   |                            | " —1;                             |                            |                                   |                            | " —1;                                 |

## FOOD ANALYSIS

| F. I. Ranges                 | A. Range                      |             |  |             |  |             | B. Range                  |             |   |             |  |             | C.                        |             |
|------------------------------|-------------------------------|-------------|--|-------------|--|-------------|---------------------------|-------------|---|-------------|--|-------------|---------------------------|-------------|
|                              | Food Inspector Divisions 1-20 |             | Sanitary Inspectors I Circle Dns. 1-10 |             | Sanitary Inspectors II Circle Dns. 11-20 |             | Food Inspector Dns. 21-40 |             | Sanitary Inspectors III Circle Dns. 21-30 |             | Sanitary Inspectors IV Circle Dns. 31-40 |             | Food Inspector Dns. 41-60 |             |
| Nature of samples            | Number of samples taken       | Adulterated | Number of samples taken                | Adulterated | Number of samples taken                  | Adulterated | Number of samples taken   | Adulterated | Number of samples taken                   | Adulterated | Number of samples taken                  | Adulterated | Number of samples taken   | Adulterated |
|                              | Milk ..                       | 641         | 349                                    | 162         | 66                                       | 171         | 80                        | 539         | 320                                       | 183         | 77                                       | 161         | 46                        | 586         |
| Ghee and Ghee Substitutes .. | 124                           | 4           | 23                                     | ..          | 42                                       | 1           | 66                        | 7           | 30  | ..          | 18                                       | ..          | 115                       | 6           |
| Butter ..                    | 90                            | 18          | 1                                      | 1           | 22                                       | 5           | 14                        | 6           | 7   | 1           | ..                                       | ..          | 100                       | 6           |
| Edible Oils ..               | 138                           | 5           | 111                                    | 8           | 105                                      | 4           | 141                       | 3           | 89  | 7           | 107                                      | 11          | 132                       | 13          |
| Coffee ..                    | 49                            | 17          | ..                                     | ..          | 2  | ..          | 37                        | 14          | 1   | ..          | ..                                       | ..          | 46                        | 14          |
| Tea ..                       | 22                            | 3           | ..                                     | ..          | ..                                       | ..          | 7                         | ..          | ..  | ..          | ..                                       | ..          | 19                        | 1           |
| Other articles ..            | 35                            | 14          | ..                                     | ..          | 4  | 1           | 33                        | 13          | ..  | ..          | 1  | ..          | 38                        | 18          |
| Total ..                     | 1,099                         | 410         | 297                                    | 75          | 346                                      | 91          | 837                       | 363         | 310                                       | 85          | 287                                      | 57          | 1,036                     | 380         |

## STATEMENT No. II

| Range                                   |             |  |             | D. Range                  |             |   |             |  |             | E. Range                   |             |  |             | Total Number of samples                  |    |       |             |
|---|-------------|--|-------------|---------------------------|-------------|---|-------------|--|-------------|----------------------------|-------------|--|-------------|--|----|-------|-------------|
| Sanitary Inspectors V Circle Dns. 41-50 |             | Sanitary Inspectors VI Circle Dns. 51-60 |             | Food Inspector Dns. 61-80 |             | Sanitary Inspectors VII Circle Dns. 61-70 |             | Sanitary Inspectors VIII Circle Dns. 71-80 |             | Food Inspector Dns. 81-100 |             | Sanitary Inspectors IX Circle Dns. 81-90 |             | Sanitary Inspectors X Circle Dns. 91-100 |    | Taken | Adulterated |
| Number of samples taken                 | Adulterated | Number of samples taken                  | Adulterated | Number of samples taken   | Adulterated | Number of samples taken                   | Adulterated | Number of samples taken                    | Adulterated | Number of samples taken    | Adulterated | Number of samples taken                  | Adulterated |  |    |       |             |
| 110                                     | 29          | 104                                      | 43          | 581                       | 257         | 146                                       | 71          | 143  | 34          | 628                        | 344         | 159                                      | 73          | 116                                      | 26 | 4,430 | 2,137       |
| 19                                      | ..          | 20                                       | 1           | 96                        | 5           | 32  | 3           | 31   | 2           | 122                        | 12          | 21                                       | 3           | 26                                       | .. | 785   | 44          |
| 5                                       | 1           | 9  | 1           | 82                        | 9           | 15  | 6           | 20   | 4           | 131                        | 24          | 17                                       | 5           | 16                                       | 5  | 529   | 92          |
| 78                                      | 4           | 83                                       | 4           | 131                       | 5           | 76  | 5           | 92   | 3           | 144                        | 14          | 97                                       | 5           | 85                                       | 4  | 1,609 | 95          |
| ..                                      | ..          | 1  | ..          | 48                        | 6           | 3   | 1           | 5  | ..          | 40                         | 21          | 3  | 1           | 3  | .. | 238   | 74          |
| ..                                      | ..          | ..                                       | ..          | 32                        | ..          | ..  | ..          | ..   | ..          | 32                         | 1           | ..                                       | ..          | 1  | 1  | 113   | 6           |
| 2                                       | 2           | 1  | ..          | 28                        | 13          | 2   | ..          | 3  | ..          | 43                         | 15          | 5  | ..          | 11                                       | 2  | 204   | 78          |
| 214                                     | 36          | 218                                      | 49          | 998                       | 295         | 274                                       | 86          | 294  | 43          | 1,140                      | 431         | 300                                      | 87          | 258                                      | 38 | 7,908 | 2,526       |



## CHILD WELFARE SCHEME

## STATEMENT No. 1

Statement showing the number of cases of labour which came under the care and observation of Child Welfare Scheme during 1965

| Centre               | How conducted       |                    |  |                |        | Caste  |            |         | Remarks |       |              |           |       |
|----------------------|---------------------|--------------------|--|----------------|--------|--------|------------|---------|---------|-------|--------------|-----------|-------|
|                      | By Nurses of C.W.S. | Taken to Hospitals | Taken over after conducted by barber-Women | Maternity ward | Total  | Hindus | Christians | Muslims | Triples | Twins | Still Births | Macerated | Total |
| New Washermanpet     | 153                 | 47                 | 31   | 834            | 1,065  | 915    | 57         | 93      | ..      | 10    | 15           | 8         | 23    |
| Grace Garden ..      | 206                 | 10                 | 5  | ..             | 221    | 105    | 5          | 111     | ..      | 1     | 3            | 1         | 4     |
| Sanjeevirayanpet ..  | 176                 | 102                | 11   | 686            | 975    | 895    | 12         | 68      | ..      | 6     | 2            | 7         | 9     |
| Royapuram ..         | 147                 | 11                 | 7  | ..             | 165    | 105    | 3          | 57      | ..      | 1     | 2            | 2         | 4     |
| Muthialpet ..        | 222                 | 12                 | 14   | ..             | 248    | 126    | 2          | 120     | ..      | 1     | 3            | ..        | 3     |
| Ammen Koil (South)   | 199                 | 39                 | 2  | 783            | 1,023  | 788    | 44         | 191     | ..      | 6     | 9            | 10        | 19    |
| Seven Wells (South)  | 124                 | 40                 | 1  | 557            | 722    | 632    | 22         | 68      | ..      | 3     | 3            | 3         | 6     |
| Dr. V.R. Nagar ..    | 420                 | 84                 | 20   | 1,290          | 1,814  | 1,377  | 21         | 416     | ..      | 19    | 17           | 22        | 39    |
| Kondithope ..        | 121                 | 45                 | 13   | 474            | 653    | 563    | 25         | 65      | ..      | 6     | 7            | 5         | 12    |
| Peddunaickenpet ..   | 87                  | 2                  | ..   | ..             | 89     | 89     | ..         | ..      | ..      | 1     | 1            | 1         | 2     |
| Trevelyan Basin ..   | 89                  | 43                 | 4  | 634            | 770    | 764    | 4          | 2       | ..      | 4     | 13           | 4         | 17    |
| Elephant Gate ..     | 15                  | 3                  | ..   | 105            | 123    | 122    | 1          | ..      | ..      | ..    | 1            | 2         | 3     |
| Perambur ..          | 195                 | 61                 | 14   | 646            | 916    | 863    | 38         | 15      | ..      | 1     | 10           | 7         | 17    |
| Pullianthope ..      | 455                 | 101                | 24   | 1,605          | 2,185  | 1,704  | 69         | 412     | ..      | 25    | 33           | 13        | 46    |
| Thiru-vi-ka Nagar .. | 260                 | 19                 | 12   | ..             | 291    | 172    | 9          | 110     | ..      | 2     | 5            | ..        | 5     |
| Choolai Maty. Home   | 192                 | 122                | 7  | 1,253          | 1,574  | 1,513  | 31         | 30      | ..      | 8     | 15           | 7         | 22    |
| Hospital Maidan ..   | 65                  | 8                  | 1  | ..             | 74     | 72     | 1          | 1       | ..      | 3     | 4            | ..        | 4     |
| Sembiam ..           | 266                 | 56                 | 19   | 757            | 1,098  | 914    | 49         | 135     | 1       | 9     | 7            | 9         | 16    |
| Agaram ..            | 49                  | 9                  | 3  | 215            | 276    | 266    | 7          | 3       | ..      | 2     | 5            | 1         | 6     |
| Ayanavaram ..        | 156                 | 27                 | 12   | 1,004          | 1,199  | 1,089  | 47         | 63      | ..      | 9     | 4            | 6         | 10    |
| Nammalwarpet ..      | 155                 | 12                 | 5  | ..             | 172    | 166    | 2          | 4       | ..      | 1     | 2            | 2         | 4     |
| Otteri ..            | 127                 | 4                  | 8  | ..             | 139    | 125    | 2          | 12      | ..      | ..    | 1            | ..        | 1     |
| Perumalpet ..        | 13                  | 67                 | 1  | 1,042          | 1,123  | 1,024  | 86         | 13      | ..      | 14    | 5            | 5         | 10    |
| Purasawalkam ..      | 82                  | 37                 | 3  | 695            | 817    | 741    | 24         | 52      | ..      | 4     | 9            | 7         | 16    |
| Shenoy Nagar ..      | 8                   | 1                  | 1  | 42             | 52     | 51     | ..         | 1       | ..      | ..    | ..           | ..        | ..    |
| Kilpauk ..           | 125                 | 19                 | 13   | 309            | 466    | 416    | 24         | 21      | ..      | 5     | 4            | ..        | 4     |
| Chetpet ..           | 75                  | 28                 | 6  | 339            | 448    | 396    | 42         | 10      | ..      | 4     | 8            | 4         | 12    |
| Nungambakkam ..      | 143                 | 2                  | 5  | ..             | 150    | 142    | 4          | 4       | ..      | 2     | ..           | 2         | 21    |
| Thousand Lights ..   | 136                 | 7                  | 1  | ..             | 144    | 98     | 3          | 43      | ..      | 1     | 2            | 5         | 7     |
| Pudupakkam ..        | 305                 | 35                 | 6  | 515            | 861    | 521    | 11         | 329     | ..      | 6     | ..           | 9         | 9     |
| Royapettah ..        | 192                 | 14                 | 3  | ..             | 209    | 169    | 3          | 37      | ..      | 1     | 2            | 1         | 3     |
| Park Town ..         | 45                  | 2                  | ..   | ..             | 47     | 43     | 2          | 2       | ..      | ..    | ..           | ..        | ..    |
| Ashok Vihar ..       | 52                  | 20                 | 10   | 726            | 808    | 653    | 72         | 83      | ..      | 2     | 1            | 5         | 6     |
| Chintadripet ..      | 169                 | 8                  | 1  | ..             | 178    | 148    | 3          | 27      | ..      | 1     | 2            | 1         | 3     |
| Zam Bazaar ..        | 436                 | 19                 | 7  | ..             | 462    | 187    | ..         | 275     | ..      | 4     | 2            | 5         | 7     |
| Mirsahibpet ..       | ..                  | ..                 | ..   | ..             | ..     | ..     | ..         | ..      | ..      | ..    | ..           | ..        | ..    |
| Teynampet ..         | 279                 | 9                  | 3  | 53             | 344    | 334    | 4          | 6       | ..      | 2     | 2            | 4         | 6     |
| Karneeswarapuram.    | 373                 | 31                 | 9  | ..             | 413    | 331    | 7          | 75      | ..      | 1     | 8            | 8         | 16    |
| R.A. Puram ..        | 280                 | 13                 | 7  | ..             | 300    | 285    | 7          | 8       | ..      | 1     | 2            | 4         | 6     |
| Adyar ..             | 74                  | 40                 | 1  | 449            | 564    | 533    | 14         | 17      | ..      | 6     | 12           | 4         | 16    |
| Vadapalani ..        | 259                 | 97                 | ..   | 1,512          | 1,868  | 1,680  | 100        | 88      | ..      | 16    | 21           | 17        | 38    |
| T. Nagar (North) ..  | 138                 | 17                 | 4  | ..             | 159    | 150    | ..         | 9       | ..      | 5     | 5            | 4         | 9     |
| Sathyamurthi Nagar.  | 119                 | 7                  | 5  | ..             | 131    | 131    | ..         | ..      | ..      | 1     | ..           | ..        | ..    |
| Saidapet (North) ..  | 127                 | 14                 | 7  | ..             | 148    | 142    | 2          | 4       | ..      | 2     | ..           | 3         | 3     |
| Periapet Maty. Home  | 180                 | 111                | ..   | 1,859          | 2,150  | 1,976  | 111        | 63      | ..      | 11    | 11           | 18        | 29    |
| Guindy ..            | 102                 | 8                  | ..   | ..             | 110    | 105    | 2          | 3       | ..      | 1     | 4            | ..        | 4     |
| Pudupet ..           | 193                 | 8                  | 1  | ..             | 202    | 95     | 8          | 99      | ..      | 2     | 2            | 2         | 4     |
| Total ..             | 7,784               | 1,471              | 307  | 18,384         | 27,946 | 23,716 | 980        | 3,245   | 1       | 210   | 264          | 218       | 482   |

## CHILD WELFARE SCHEME

STATEMENT No. 2

Statement showing deaths among cases brought under the care of Child Welfare Scheme during the year 1965.

| S. No. | Name of the Centre       | Deaths among cases brought under the care of C.W.S. but not under treatment |                |              | Deaths among cases brought under care and treatment of C.W.S. | Total |
|--------|--------------------------|---|----------------|--------------|---|-------|
|        |                          | Under Private Doctors   | Under Vaidians | In Hospitals |   |       |
| 1      | New Washermanpet         | ..  | ..             | 2            | ..  | 2     |
| 2      | Grace Garden             | ..  | ..             | ..           | ..  | ..    |
| 3      | Sanjeevirayanpet         | ..  | ..             | 1            | ..  | 1     |
| 4      | Royapuram                | ..  | ..             | ..           | ..  | ..    |
| 5      | Muthialpet               | ..  | ..             | ..           | ..  | ..    |
| 6      | Ammen Koil (South)       | ..  | ..             | 1            | ..  | 1     |
| 7      | Seven Wells (South)      | ..  | ..             | ..           | ..  | ..    |
| 8      | Dr. V.R. Nagar           | ..  | ..             | ..           | ..  | ..    |
| 9      | Kondithope               | ..  | ..             | 1            | ..  | 1     |
| 10     | Peddunaickenpet          | ..  | ..             | ..           | ..  | ..    |
| 11     | Trevelyan Basin          | ..  | ..             | 1            | ..  | 1     |
| 12     | Elephant Gate            | ..  | ..             | ..           | ..  | ..    |
| 13     | Perambur                 | ..  | ..             | ..           | ..  | ..    |
| 14     | Pulianthope              | ..  | ..             | 1            | ..  | 1     |
| 15     | Thiru-vi-ka Nagar        | ..  | ..             | ..           | ..  | ..    |
| 16     | Choolai Maternity Home.  | ..  | ..             | 1            | ..  | 1     |
| 17     | Hospital Maidan          | 1   | 1              | 1            | ..  | 3     |
| 18     | Sembiam                  | ..  | ..             | ..           | ..  | ..    |
| 19     | Agaram                   | ..  | ..             | ..           | ..  | ..    |
| 20     | Ayanavaram               | ..  | ..             | 2            | ..  | 2     |
| 21     | Nammalwarpet             | ..  | ..             | ..           | ..  | ..    |
| 22     | Otteri                   | ..  | ..             | ..           | ..  | ..    |
| 23     | Perumalpet               | ..  | ..             | 1            | ..  | 1     |
| 24     | Purasawalkam             | ..  | ..             | ..           | ..  | ..    |
| 25     | Shenoy Nagar             | ..  | ..             | ..           | ..  | ..    |
| 26     | Kilpauk                  | ..  | ..             | ..           | ..  | ..    |
| 27     | Chetpet                  | ..  | ..             | ..           | ..  | ..    |
| 28     | Nungambakkam             | ..  | ..             | ..           | ..  | ..    |
| 29     | Thousand Lights          | ..  | ..             | ..           | ..  | ..    |
| 30     | Pudupakkam               | ..  | ..             | ..           | ..  | ..    |
| 31     | Royapettah               | ..  | ..             | ..           | ..  | ..    |
| 32     | Park Town                | ..  | ..             | ..           | ..  | ..    |
| 33     | Ashok Vihar              | ..  | ..             | ..           | ..  | ..    |
| 34     | Chintadripet             | ..  | ..             | ..           | ..  | ..    |
| 35     | Pudupet                  | ..  | ..             | ..           | ..  | ..    |
| 36     | Zam Bazaar               | ..  | ..             | 1            | ..  | 1     |
| 37     | Mirsahibpet              | ..  | ..             | ..           | ..  | ..    |
| 38     | Teynampet                | ..  | ..             | ..           | ..  | ..    |
| 39     | Karniswarapuram          | ..  | ..             | ..           | ..  | ..    |
| 40     | Raja Annamalaipuram      | ..  | ..             | ..           | ..  | ..    |
| 41     | Adyar                    | ..  | ..             | 1            | 1   | 2     |
| 42     | Vadapalani               | ..  | ..             | ..           | ..  | ..    |
| 43     | Theagaraya Nagar         | ..  | ..             | 1            | ..  | 1     |
| 44     | Sathyamurthi Nagar       | ..  | ..             | ..           | ..  | ..    |
| 45     | Saidapet (North)         | ..  | ..             | ..           | ..  | ..    |
| 46     | Periapet Maternity Home. | ..  | ..             | ..           | 1   | 1     |
| 47     | Guindy                   | ..  | ..             | ..           | ..  | ..    |
|        | Total                    | 1   | 1              | 15           | 2   | 19    |

## CHILD WELFARE SCHEME

## STATEMENT No. 3

Statement showing deaths among cases brought under the care of Child Welfare Scheme, during the year 1965.

| Sl. No. | Name of the Centre     | Number of Deaths | Cause of Deaths  |
|---------|------------------------|------------------|--|
| 1       | New Washermanpet ..    | 1                | Eclampsia (Post partum)  |
|         |                        | 1                | Placenta praevia   |
| 2       | Sanjeevirayanpet ..    | 1                | Cerebral Thrombosis (in Hospital)                                |
| 3       | Ammen Koil (South) ..  | 1                | Obstetric Shock  |
| 4       | Kondithope ..          | 1                | Cerebral Thrombosis  |
| 5       | Trevelyan Basin ..     | 1                | Ruptured Uterus  |
| 6       | Choolai Maty. Home ..  | 1                | Puperperal Sepsis  |
| 7       | Pulianthope ..         | 1                | Puperperal Mania   |
| 8       | Ayanavaram ..          | 1                | Eclampsia (Post partum Eclampsia)                                |
|         |                        | 1                | Post operative shock & Reptured Uterus                           |
| 9       | Perumalpet ..          | 1                | Dysentery  |
| 10      | Mirsahibpet ..         | 1                | Intra and Post Partum Haemorrhage.                               |
| 11      | Raja Annamalaipuram .. | 1                | Accidental Haemorrhage (Died Undelivered due to APH in hospital) |
| 12      | Adayar ..              | 1                | (Post operative Shock & Reptured Uterus)                         |
|         |                        | 1                | Pulmonary Embolism (On care in the centre)                       |
| 13      | Theagaraya Nagar ..    | 1                | Puperperal Sepsis  |
| 14      | Periapet Maty. Home .. | 1                | Retained Placenta  |
|         | Total..                | 17               |  |

## CHILD WELFARE SCHEME

Statement showing the number of pre-natal cases registered

| Serial number | Centre              | Total Number of Mothers whether they had pre-natal care or not before confinement | Booked             |                            |        | C.W.S. |
|---------------|---------------------|---|--------------------|----------------------------|--------|--------|
|               |                     |   | Booked by Midwives | Booked of their own accord | Total  |        |
| 1             | New Washermanpet    | 1,397   | 325                | 640                        | 965    | 583    |
| 2             | Grace Garden        | 1,121   | 332                | 205                        | 537    | 292    |
| 3             | Sanjeevirayanpet    | 1,921   | 438                | 356                        | 794    | 495    |
| 4             | Royapuram           | 887   | 237                | 177                        | 414    | 176    |
| 5             | Muthialpet          | 678   | 300                | 341                        | 641    | 641    |
| 6             | Ammen Koil (South)  | 1,369   | 473                | 415                        | 888    | 606    |
| 7             | Seven Wells (South) | 1,533   | 572                | 190                        | 762    | 499    |
| 8             | Dr. V.R. Nagar      | 2,609   | 884                | 718                        | 1,602  | 1,193  |
| 9             | Kondithope          | 1,524   | 410                | 156                        | 566    | 380    |
| 10            | Peddunaickenpet     | 516   | 257                | 91                         | 348    | 217    |
| 11            | Trevelyan Basin     | 1,634   | 254                | 322                        | 576    | 343    |
| 12            | Elephant Gate       | 344   | 116                | 65                         | 181    | 111    |
| 13            | Perambur            | 1,408   | 632                | 458                        | 1,090  | 810    |
| 14            | Pulianthope         | 2,369   | 783                | 965                        | 1,748  | 1,437  |
| 15            | Thiru-vi-ka Nagar   | 1,128   | 431                | 454                        | 885    | 514    |
| 16            | Choolai Maty. Home  | 1,929   | 417                | 882                        | 1,299  | 926    |
| 17            | Hospital Maidan     | 916   | 331                | 129                        | 460    | 288    |
| 18            | Sembiam             | 1,597   | 86                 | 1,021                      | 1,107  | 1,000  |
| 19            | Agaram              | 447   | 116                | 129                        | 245    | 187    |
| 20            | Ayanavaram          | 1,510   | 326                | 700                        | 1,026  | 750    |
| 21            | Nammalwarpet        | 869   | 380                | 233                        | 613    | 356    |
| 22            | Otteri              | 2,199   | 586                | 487                        | 1,073  | 1,277  |
| 23            | Perumalpet          | 665   | 253                | 247                        | 500    | 309    |
| 24            | Purasawalkam        | 992   | 216                | 326                        | 542    | 324    |
| 25            | Shenoy Nagar        | 102   | 24                 | 53                         | 77     | 11     |
| 26            | Kilpauk             | 1,202   | 273                | 308                        | 581    | 318    |
| 27            | Chetpet             | 1,349   | 190                | 330                        | 520    | 288    |
| 28            | Nungambakkam        | 617   | 198                | 167                        | 365    | 144    |
| 29            | Thousand Lights     | 826   | 139                | 169                        | 308    | 127    |
| 30            | Pudupakkam          | 1,660   | 420                | 419                        | 839    | 604    |
| 31            | Royapettah          | 969   | 166                | 335                        | 501    | 187    |
| 32            | Park Town           | 206   | 100                | 91                         | 191    | 191    |
| 33            | Ashok Vihar         | 1,117   | 248                | 240                        | 488    | 307    |
| 34            | Chintadripet        | 839   | 391                | 181                        | 572    | 310    |
| 35            | Pudupet             | 722   | 237                | 149                        | 386    | 137    |
| 36            | Zambazaar           | 1,630   | 591                | 427                        | 1,018  | 358    |
| 37            | Mirsahibpet         |   |                    |                            |        |        |
| 38            | Teynampet           | 1,193   | 424                | 461                        | 885    | 277    |
| 39            | Karniswarapuram     | 1,316   | 311                | 538                        | 849    | 287    |
| 40            | Raja Annamalaipuram | 1,052   | 252                | 274                        | 526    | 247    |
| 41            | Adayar              | 827   | 360                | 53                         | 413    | 287    |
| 42            | Vadapalani          | 2,695   | 283                | 1,522                      | 1,805  | 777    |
| 43            | Theagaraya Nagar    | 1,033   | 258                | 190                        | 448    | 187    |
| 44            | Sathyamoorthi Nagar | 558   | 197                | 288                        | 485    | 257    |
| 45            | Saidapet (North)    | 1,352   | 485                | 590                        | 1,075  | 717    |
| 46            | Periapet Maty. Home | 1,815   | 288                | 1,145                      | 1,433  | 1,187  |
| 47            | Guindy              | 589   | 317                | 41                         | 358    | 207    |
| Total         |                     | 55,231  | 15,307             | 17,678                     | 32,985 | 19,947 |

and followed up during the year 1965

| Cases     |                 |                |                       |               |              |        | Unbooked Cases |           |                 |                |                       |               |              |
|-----------|-----------------|----------------|-----------------------|---------------|--------------|--------|----------------|-----------|-----------------|----------------|-----------------------|---------------|--------------|
| Hospitals | Private Doctors | Private Nurses | Un-skilled Attendants | Not traceable | Not confined | Total  | C.W.S.         | Hospitals | Private Doctors | Private Nurses | Un-skilled Attendants | Not traceable | Not confined |
| 191       | ..              | ..             | 28                    | 15            | 148          | 432    | 83             | 227       | ..              | ..             | 55                    | 51            | 16           |
| 166       | 11              | ..             | 12                    | 16            | 40           | 854    | 237            | 222       | 3               | ..             | 49                    | 58            | 15           |
| 183       | 4               | ..             | 8                     | 35            | 69           | 1,127  | 490            | 233       | ..              | ..             | 87                    | 209           | 108          |
| 150       | ..              | ..             | 6                     | 46            | 36           | 473    | 139            | 213       | 5               | 1              | 16                    | 58            | 41           |
| ..        | ..              | ..             | ..                    | ..            | ..           | 37     | 37             | ..        | ..              | ..             | ..                    | ..            | ..           |
| 123       | 16              | ..             | 42                    | 43            | 58           | 481    | 199            | 139       | 16              | 11             | 35                    | 49            | 32           |
| 146       | 15              | ..             | 28                    | 11            | 63           | 771    | 204            | 295       | 44              | ..             | 14                    | 127           | 87           |
| 234       | ..              | ..             | 43                    | 72            | 60           | 1,007  | 253            | 397       | 30              | ..             | 184                   | 91            | 52           |
| 86        | ..              | ..             | 23                    | 40            | 37           | 958    | 318            | 396       | 14              | 3              | 32                    | 99            | 96           |
| 97        | 4               | ..             | 6                     | 10            | 14           | 168    | 40             | 64        | 6               | 4              | 20                    | 22            | 12           |
| 91        | 5               | 8              | 12                    | 32            | 85           | 1,058  | 15             | 17        | 4               | ..             | 2                     | 5             | 1,015        |
| 40        | 2               | 3              | 3                     | ..            | 22           | 163    | 31             | 84        | 8               | 4              | 6                     | 26            | 4            |
| 130       | ..              | ..             | 28                    | 34            | 88           | 318    | 27             | 76        | ..              | ..             | 38                    | 150           | 27           |
| 116       | 18              | 14             | 13                    | 25            | 125          | 621    | 370            | 85        | 32              | 7              | 16                    | 45            | 66           |
| 192       | 2               | 7              | 21                    | 31            | 118          | 243    | 24             | 70        | 4               | 25             | 33                    | 32            | 55           |
| 245       | 3               | 1              | 20                    | 42            | 62           | 630    | 401            | 159       | 2               | ..             | 24                    | 23            | 21           |
| 35        | ..              | 7              | 56                    | 47            | 27           | 456    | 5              | 77        | 11              | 19             | 39                    | 51            | 254          |
| 42        | 11              | 16             | 4                     | 25            | 3            | 490    | 49             | 75        | 24              | 25             | 118                   | 148           | 51           |
| 24        | ..              | ..             | 15                    | 4             | 15           | 202    | 126            | 24        | ..              | ..             | 14                    | 12            | 26           |
| 148       | 4               | 1              | 26                    | 17            | 80           | 484    | 74             | 148       | ..              | 20             | 73                    | 64            | 105          |
| 131       | 1               | 15             | 15                    | 17            | 78           | 25     | 29             | 108       | 4               | 31             | 14                    | 20            | 50           |
| 42        | 67              | 47             | 65                    | 168           | 557          | 1,126  | 72             | 88        | 19              | 12             | 33                    | 222           | 680          |
| 105       | 2               | 2              | 3                     | 21            | 58           | 165    | 22             | 60        | 6               | ..             | 2                     | 61            | 14           |
| 79        | 2               | 11             | 19                    | 57            | 50           | 450    | 245            | 50        | ..              | ..             | 25                    | 45            | 85           |
| 2         | 3               | 2              | 3                     | 4             | 50           | 25     | 5              | ..        | ..              | ..             | ..                    | ..            | 20           |
| 183       | 2               | 2              | 18                    | 30            | 28           | 621    | 247            | 226       | 44              | 13             | 24                    | 36            | 31           |
| 141       | 4               | 1              | 4                     | 24            | 58           | 825    | 81             | 504       | 1               | ..             | 13                    | 137           | 93           |
| 136       | 8               | 1              | 11                    | 22            | 45           | 252    | 38             | 103       | ..              | 1              | 20                    | 81            | 9            |
| 143       | 1               | ..             | ..                    | 14            | 29           | 518    | 215            | 231       | 1               | ..             | 2                     | 32            | 37           |
| 126       | 3               | 5              | 3                     | 17            | 81           | 821    | 257            | 313       | 19              | 13             | 47                    | 89            | 83           |
| 242       | 1               | 3              | 7                     | ..            | 67           | 468    | 44             | 320       | 2               | ..             | 8                     | 14            | 80           |
| ..        | ..              | ..             | ..                    | ..            | ..           | 15     | 15             | ..        | ..              | ..             | ..                    | ..            | ..           |
| 106       | 3               | ..             | 2                     | 22            | 52           | 625    | 309            | 180       | 10              | ..             | 16                    | 75            | 39           |
| 142       | 11              | 8              | 10                    | 36            | 55           | 267    | 45             | 126       | 16              | 16             | 17                    | 36            | 11           |
| 210       | 3               | ..             | 5                     | 10            | 27           | 336    | 20             | 203       | 2               | ..             | 17                    | 69            | 25           |
| 448       | 7               | ..             | 11                    | 71            | 123          | 612    | 21             | 386       | 8               | ..             | 18                    | 138           | 41           |
| 441       | 1               | ..             | 3                     | 3             | 159          | 308    | 88             | 150       | ..              | ..             | 10                    | ..            | 60           |
| 501       | ..              | ..             | 18                    | 4             | 40           | 467    | 34             | 318       | ..              | 1              | 16                    | 77            | 21           |
| 217       | ..              | 1              | 2                     | 9             | 56           | 526    | 36             | 276       | 10              | 3              | 18                    | 112           | 71           |
| 61        | ..              | ..             | 8                     | 8             | 51           | 414    | 228            | 81        | ..              | 7              | 14                    | 20            | 64           |
| 330       | 5               | 15             | 304                   | 186           | 187          | 890    | 240            | 248       | 13              | 4              | 191                   | 153           | 41           |
| 168       | ..              | ..             | 15                    | 27            | 50           | 585    | 342            | 117       | ..              | ..             | 11                    | 81            | 34           |
| 130       | 6               | 5              | 15                    | 10            | 66           | 73     | 10             | 15        | 2               | 4              | 2                     | 2             | 38           |
| 249       | ..              | 1              | 16                    | 5             | 90           | 277    | 116            | 105       | 2               | 3              | 6                     | 5             | 40           |
| 64        | 5               | 15             | 24                    | 59            | 83           | 382    | 198            | 81        | 9               | 16             | 23                    | 35            | 20           |
| 86        | ..              | 3              | 9                     | 3             | 50           | 231    | 147            | 47        | ..              | ..             | 3                     | 8             | 26           |
| 6,922     | 230             | 194            | 984                   | 1,372         | 3,340        | 22,446 | 6,226          | 7,337     | 371             | 243            | 1,405                 | 2,868         | 3,796        |

## CHILD WELFARE SCHEME

Statement showing Pre-Natal cases registered and ailments

| Serial Number | Name of the Centre        | Cardio-Vascular diseases |              | Respiratory diseases |            |           | Alimentary diseases |        |              | Toxaemia of Pregnancy |           |           |                    |             |          |                       |           |          |
|---------------|---------------------------|--------------------------|--------------|----------------------|------------|-----------|---------------------|--------|--------------|-----------------------|-----------|-----------|--------------------|-------------|----------|-----------------------|-----------|----------|
|               |                           | V.D.H.                   | Hypertension | Vericose Venis       | Bronchitis | Pneumonia | Pulmonary T.B.      | Asthma | Constipation | Dyspepsia             | Diarrhoea | Dysentery | Scanty Micturition | Albuminuria | Pyelitis | Pre-exlaptic Toxaemir | Eclampsia | Jaundice |
| 1             | New Washermanpet ..       | 1                        | 1            | ..                   | 23         | ..        | 1                   | 8      | ..           | 5                     | 2         | 6         | 4                  | 2           | ..       | 8                     | ..        | ..       |
| 2             | Grace Garden ..           | ..                       | 2            | ..                   | 11         | ..        | ..                  | ..     | 8            | 2                     | 1         | ..        | 2                  | ..          | ..       | 21                    | ..        | ..       |
| 3             | Sanjeevirayanpet ..       | 1                        | 3            | 3                    | 21         | ..        | ..                  | 1      | 3            | 2                     | 3         | 8         | 5                  | 3           | ..       | 14                    | ..        | ..       |
| 4             | Royapuram ..              | 2                        | 1            | 2                    | 9          | ..        | ..                  | ..     | 5            | ..                    | ..        | 6         | 3                  | ..          | 8        | ..                    | 13        |          |
| 5             | Muthialpet ..             | ..                       | ..           | ..                   | ..         | 251       | ..                  | ..     | ..           | 10                    | ..        | ..        | 8                  | ..          | ..       | ..                    | ..        |          |
| 6             | Ammen Koil (South)        | 1                        | 2            | 3                    | 48         | ..        | ..                  | 4      | 43           | 49                    | 8         | 13        | 13                 | ..          | 14       | ..                    | 5         |          |
| 7             | Seven wells (South)       | 4                        | ..           | 2                    | 6          | ..        | ..                  | 3      | 8            | 23                    | 4         | 3         | 7                  | ..          | 14       | ..                    | ..        |          |
| 8             | Dr. V.R. Nagar ..         | 1                        | ..           | ..                   | 19         | ..        | ..                  | ..     | 3            | 19                    | 3         | 11        | ..                 | 8           | ..       | 1                     | 1         |          |
| 9             | Kondithope ..             | 1                        | ..           | ..                   | 14         | ..        | ..                  | ..     | 3            | 22                    | 4         | 6         | 1                  | ..          | 9        | ..                    | ..        |          |
| 10            | Peddunaickenpet ..        | ..                       | 3            | ..                   | 10         | ..        | ..                  | ..     | ..           | 18                    | 2         | ..        | 4                  | 3           | 11       | ..                    | 6         |          |
| 11            | Trevelyan Basin ..        | ..                       | ..           | ..                   | 10         | ..        | ..                  | 1      | 16           | 4                     | 2         | ..        | 3                  | ..          | 35       | ..                    | ..        |          |
| 12            | Elephant Gate ..          | ..                       | ..           | ..                   | 5          | 1         | ..                  | 5      | 10           | 3                     | 3         | 1         | 7                  | 2           | 8        | ..                    | ..        |          |
| 13            | Perambur ..               | ..                       | 4            | 1                    | 56         | ..        | ..                  | ..     | 5            | 23                    | 2         | 8         | 5                  | ..          | ..       | ..                    | ..        |          |
| 14            | Pulianthope ..            | 1                        | ..           | ..                   | 42         | ..        | ..                  | ..     | 18           | 107                   | 3         | 12        | 13                 | ..          | 2        | 33                    | 2         |          |
| 15            | Thiru-vi-ka Nagar ..      | 3                        | 2            | 1                    | 64         | ..        | ..                  | 1      | 21           | 55                    | 5         | 9         | 37                 | 2           | ..       | 1                     | ..        |          |
| 16            | Choolai Maty. Home.       | ..                       | ..           | 3                    | 106        | ..        | ..                  | ..     | 28           | 33                    | 4         | 7         | 9                  | 2           | ..       | 15                    | 1         |          |
| 17            | Hospital Maidan ..        | ..                       | ..           | ..                   | 3          | ..        | ..                  | ..     | ..           | 1                     | ..        | 1         | 1                  | ..          | ..       | ..                    | ..        |          |
| 18            | Sembiam ..                | 4                        | ..           | ..                   | 10         | 1         | ..                  | ..     | 2            | 19                    | 1         | ..        | ..                 | 23          | 1        | 8                     | 11        |          |
| 19            | Agaram ..                 | ..                       | ..           | ..                   | 1          | ..        | ..                  | ..     | ..           | 47                    | ..        | ..        | 11                 | ..          | ..       | 21                    | ..        |          |
| 20            | Ayanavaram ..             | 6                        | 1            | ..                   | 4          | ..        | ..                  | ..     | ..           | ..                    | ..        | 5         | ..                 | ..          | ..       | 29                    | ..        |          |
| 21            | Nammalwarpet ..           | 2                        | 5            | ..                   | 30         | ..        | ..                  | 1      | 16           | 36                    | 5         | 12        | 50                 | 2           | ..       | 3                     | ..        |          |
| 22            | Otteri ..                 | ..                       | ..           | ..                   | 1          | ..        | ..                  | ..     | ..           | 40                    | 1         | 1         | 6                  | ..          | ..       | 2                     | ..        |          |
| 23            | Perumalpet ..             | 5                        | 6            | ..                   | 20         | ..        | 2                   | 1      | 5            | 10                    | 9         | 3         | 4                  | 1           | ..       | 16                    | ..        |          |
| 24            | Purasawalkam ..           | ..                       | 3            | ..                   | 36         | ..        | ..                  | ..     | 34           | 28                    | 1         | 1         | 16                 | 2           | ..       | ..                    | ..        |          |
| 25            | Shenoy Nagar ..           | ..                       | ..           | ..                   | 2          | ..        | ..                  | ..     | 1            | 1                     | ..        | ..        | ..                 | ..          | ..       | ..                    | ..        |          |
| 26            | Kilpauk ..                | ..                       | 1            | ..                   | 3          | ..        | ..                  | ..     | ..           | 9                     | ..        | ..        | 3                  | ..          | ..       | 10                    | ..        |          |
| 27            | Nungambakkam ..           | 1                        | 2            | 1                    | ..         | 3         | 1                   | 8      | 4            | 4                     | ..        | 1         | 11                 | ..          | 1        | 8                     | ..        |          |
| 28            | Thousand Lights ..        | ..                       | ..           | 1                    | 3          | ..        | ..                  | 1      | 8            | 1                     | 3         | 1         | 8                  | ..          | ..       | 4                     | ..        |          |
| 29            | Pudupakkam ..             | 2                        | ..           | ..                   | 1          | ..        | ..                  | ..     | 2            | 6                     | ..        | 1         | ..                 | ..          | ..       | 7                     | ..        |          |
| 30            | Chetput ..                | 1                        | 2            | ..                   | 31         | ..        | ..                  | 1      | 29           | 2                     | 2         | 3         | 12                 | ..          | ..       | 1                     | 1         |          |
| 31            | Royapettah ..             | 1                        | ..           | ..                   | 12         | 2         | ..                  | ..     | 10           | 6                     | ..        | 1         | 8                  | ..          | ..       | 3                     | ..        |          |
| 32            | Park Town ..              | ..                       | 80           | ..                   | 10         | ..        | ..                  | ..     | ..           | ..                    | 10        | ..        | ..                 | 10          | ..       | ..                    | ..        |          |
| 33            | Ashok Vihar ..            | ..                       | 10           | ..                   | ..         | ..        | ..                  | 1      | ..           | 2                     | ..        | ..        | ..                 | ..          | ..       | ..                    | ..        |          |
| 34            | Chintadripet ..           | ..                       | ..           | 1                    | 1          | 2         | 1                   | 10     | 23           | 22                    | 5         | 7         | 18                 | 2           | 3        | 18                    | 2         |          |
| 35            | Pudupet ..                | ..                       | 1            | 2                    | 5          | ..        | 1                   | 5      | 3            | 2                     | 2         | 1         | 6                  | ..          | ..       | 6                     | 1         |          |
| 36            | 37 Zambazaar, Mirsahibpet | 1                        | ..           | ..                   | 40         | ..        | 1                   | 1      | 37           | 33                    | 12        | 8         | 38                 | ..          | ..       | 7                     | 35        |          |
| 38            | Teynampet ..              | 2                        | ..           | 2                    | 4          | ..        | 1                   | 1      | 33           | 7                     | 4         | 2         | ..                 | 2           | ..       | 8                     | ..        |          |
| 39            | Karaneeswarapuram.        | 4                        | ..           | ..                   | 25         | ..        | 1                   | 9      | 21           | 68                    | 5         | 5         | 3                  | ..          | 24       | 9                     | 7         |          |
| 40            | Raja Annamalaipuram       | ..                       | ..           | ..                   | 4          | 2         | ..                  | 1      | 9            | 46                    | ..        | ..        | ..                 | ..          | 8        | 7                     | ..        |          |
| 41            | Adayar ..                 | ..                       | ..           | ..                   | ..         | ..        | ..                  | 1      | ..           | ..                    | 2         | ..        | ..                 | ..          | ..       | 5                     | ..        |          |
| 42            | Vadapalani ..             | 2                        | ..           | ..                   | 1          | ..        | ..                  | ..     | ..           | ..                    | 2         | ..        | ..                 | ..          | ..       | 7                     | 6         |          |
| 43            | Thiagaraya Nagar ..       | 1                        | ..           | ..                   | 5          | ..        | ..                  | ..     | 10           | 14                    | ..        | ..        | 26                 | ..          | ..       | 16                    | ..        |          |
| 44            | Sathyamurthy Nagar.       | ..                       | ..           | ..                   | 11         | ..        | 1                   | ..     | 17           | 12                    | ..        | 3         | 27                 | 8           | ..       | ..                    | ..        |          |
| 45            | Saidapet (North) ..       | ..                       | ..           | 2                    | 2          | ..        | ..                  | ..     | 68           | 5                     | ..        | ..        | 1                  | ..          | ..       | 2                     | ..        |          |
| 46            | Periapet Maty. Home.      | ..                       | ..           | ..                   | 1          | ..        | ..                  | ..     | ..           | 13                    | ..        | ..        | ..                 | ..          | ..       | 20                    | ..        |          |
| 47            | Guindy ..                 | ..                       | 4            | 2                    | ..         | ..        | ..                  | 2      | 6            | 6                     | 10        | ..        | 12                 | 2           | ..       | 5                     | 2         |          |
|               | Total ..                  | 47                       | 133          | 26                   | 710        | 261       | 10                  | 66     | 509          | 815                   | 120       | 146       | 382                | 74          | 39       | 414                   | 13        | 773      |

of pregnancy diagnosed and patients advised in 1966.

|    | Deficiency diseases |         |                   | Pyrexia   |                    | Debi-<br>lity | Specific diseases  |               |                      |                         |             | Other diseases and abnormalities of Pregnancy |         |                         |                |           | Total |        |
|----|---------------------|---------|-------------------|-----------|--------------------|---------------|--------------------|---------------|----------------------|-------------------------|-------------|---|---------|-------------------------|----------------|-----------|-------|--------|
|    | Calcium             | Vitamin | Other Nutritional | Influenza | Malaria Rheumatism |               | General Emaciation | Skin diseases | Ear, Nose and Throat | Syphilis and gonorrhoea | Leucorrhoea | Morning Sickness                              | Anaemia | Ante-Partum Haemorrhage | Breast Abscess | Hydrainus |       | Normal |
| 6  | 76                  | 87      | 6                 | ..        | ..                 | ..            | 1                  | ..            | 18                   | ..                      | ..          | 211   | ..      | ..                      | ..             | 364       | 135   | 965    |
| .. | 13                  | 14      | ..                | ..        | ..                 | ..            | 1                  | ..            | ..                   | ..                      | ..          | 188   | ..      | ..                      | ..             | 260       | 14    | 537    |
| 7  | 98                  | 6       | 10                | ..        | ..                 | 19            | 5                  | ..            | 23                   | 1                       | ..          | 229   | ..      | ..                      | 2              | 294       | 33    | 794    |
| .. | 10                  | 13      | ..                | ..        | ..                 | ..            | ..                 | ..            | ..                   | ..                      | ..          | 133   | ..      | ..                      | ..             | 192       | 17    | 414    |
| .. | 8                   | ..      | ..                | ..        | ..                 | 10            | ..                 | ..            | ..                   | ..                      | ..          | 272   | ..      | ..                      | ..             | 82        | ..    | 641    |
| .. | 47                  | 19      | 6                 | ..        | ..                 | 87            | 7                  | ..            | ..                   | 5                       | ..          | 186   | 1       | ..                      | ..             | 263       | 64    | 888    |
| 5  | 46                  | 15      | ..                | ..        | 1                  | 2             | 15                 | ..            | 15                   | 30                      | ..          | 297   | ..      | ..                      | 4              | 250       | 8     | 762    |
| 4  | 296                 | 8       | ..                | ..        | ..                 | 37            | 3                  | ..            | 80                   | 4                       | ..          | 24  | ..      | ..                      | 3              | 980       | 97    | 1,602  |
| .. | 16                  | 2       | 1                 | ..        | ..                 | 17            | 3                  | ..            | ..                   | ..                      | ..          | 120   | ..      | ..                      | ..             | 327       | 20    | 566    |
| .. | 9                   | ..      | ..                | ..        | ..                 | ..            | ..                 | ..            | ..                   | ..                      | ..          | 95  | ..      | 2                       | ..             | 179       | 6     | 348    |
| .. | 43                  | ..      | ..                | ..        | ..                 | 10            | ..                 | ..            | ..                   | ..                      | ..          | 201   | ..      | ..                      | 1              | 169       | 81    | 576    |
| .. | 43                  | 5       | 7                 | ..        | 1                  | 8             | 4                  | ..            | ..                   | 1                       | 2           | 42  | ..      | ..                      | ..             | 20        | 3     | 181    |
| .. | 71                  | ..      | ..                | 3         | ..                 | 116           | 9                  | ..            | ..                   | 3                       | 3           | ..  | ..      | 2                       | 3              | 467       | 309   | 1,090  |
| 4  | 28                  | 71      | ..                | ..        | ..                 | 46            | 8                  | ..            | 58                   | 3                       | ..          | 69  | 1       | 1                       | 2              | 1,069     | 155   | 1,748  |
| 10 | 67                  | ..      | ..                | ..        | ..                 | 66            | 2                  | ..            | ..                   | ..                      | ..          | 92  | ..      | ..                      | ..             | 390       | 57    | 885    |
| .. | 152                 | 58      | 2                 | ..        | ..                 | 31            | 12                 | ..            | 10                   | 3                       | 1           | 385   | ..      | ..                      | 1              | 267       | 169   | 1,299  |
| .. | 213                 | ..      | 1                 | ..        | ..                 | ..            | ..                 | ..            | ..                   | ..                      | ..          | 20  | ..      | ..                      | ..             | 220       | ..    | 460    |
| 7  | 86                  | 4       | ..                | ..        | ..                 | 1             | ..                 | ..            | ..                   | ..                      | ..          | 26  | ..      | ..                      | ..             | 884       | 19    | 1,107  |
| .. | 38                  | 10      | ..                | ..        | ..                 | 19            | 2                  | ..            | 8                    | ..                      | ..          | 6   | ..      | ..                      | ..             | 57        | 25    | 245    |
| .. | 40                  | 1       | 1                 | ..        | ..                 | ..            | 12                 | ..            | 30                   | ..                      | ..          | 108   | ..      | ..                      | ..             | 780       | 9     | 1,026  |
| 10 | 50                  | ..      | 7                 | ..        | ..                 | 30            | 5                  | ..            | ..                   | ..                      | ..          | 79  | ..      | ..                      | ..             | 223       | 47    | 613    |
| .. | 316                 | ..      | 1                 | ..        | ..                 | ..            | ..                 | ..            | ..                   | ..                      | ..          | 26  | ..      | ..                      | ..             | 674       | 5     | 1,073  |
| .. | 14                  | 1       | ..                | ..        | ..                 | 6             | 1                  | ..            | 11                   | ..                      | ..          | 66  | ..      | ..                      | ..             | 287       | 42    | 500    |
| .. | 48                  | 6       | ..                | ..        | ..                 | ..            | 3                  | ..            | ..                   | ..                      | ..          | 11  | ..      | ..                      | ..             | 185       | 168   | 542    |
| .. | 3                   | ..      | ..                | ..        | ..                 | ..            | ..                 | ..            | ..                   | ..                      | ..          | 13  | ..      | ..                      | ..             | 56        | 1     | 77     |
| .. | 61                  | ..      | ..                | ..        | ..                 | 30            | 3                  | ..            | ..                   | 1                       | ..          | 146   | ..      | ..                      | ..             | 302       | 12    | 581    |
| 2  | 27                  | 1       | 2                 | ..        | 1                  | 2             | ..                 | ..            | ..                   | ..                      | ..          | 19  | 1       | 1                       | ..             | 262       | 2     | 365    |
| .. | 20                  | ..      | 4                 | ..        | ..                 | 2             | ..                 | ..            | ..                   | ..                      | ..          | 8   | ..      | ..                      | ..             | 179       | 65    | 308    |
| .. | 131                 | ..      | ..                | ..        | ..                 | 496           | 3                  | ..            | ..                   | ..                      | ..          | 54  | ..      | ..                      | ..             | 132       | 4     | 839    |
| .. | 55                  | ..      | 2                 | ..        | ..                 | 57            | 2                  | ..            | ..                   | 1                       | ..          | 60  | ..      | ..                      | 1              | 214       | 43    | 520    |
| .. | 37                  | ..      | 1                 | ..        | ..                 | 8             | 1                  | ..            | ..                   | 2                       | ..          | 25  | 2       | ..                      | 3              | 306       | 70    | 497    |
| .. | ..                  | 10      | 10                | ..        | ..                 | 12            | ..                 | ..            | ..                   | ..                      | ..          | 80  | ..      | ..                      | ..             | ..        | ..    | 222    |
| .. | 21                  | ..      | ..                | ..        | ..                 | ..            | 2                  | ..            | ..                   | ..                      | ..          | 81  | ..      | ..                      | ..             | 351       | 20    | 488    |
| 3  | 120                 | 13      | 9                 | ..        | 3                  | 36            | 5                  | 1             | ..                   | 4                       | 12          | 149   | ..      | 3                       | 1              | 80        | 18    | 572    |
| 1  | 22                  | ..      | ..                | ..        | ..                 | 8             | 2                  | ..            | ..                   | 1                       | ..          | 40  | ..      | ..                      | 1              | 272       | 4     | 386    |
| .. | 62                  | 29      | ..                | ..        | ..                 | 2             | 8                  | ..            | ..                   | ..                      | 2           | 200   | ..      | ..                      | 3              | 485       | 14    | 1,018  |
| .. | 78                  | ..      | ..                | ..        | ..                 | 19            | 3                  | 1             | ..                   | 1                       | ..          | 68  | ..      | ..                      | ..             | 640       | 9     | 885    |
| 9  | 43                  | 183     | 7                 | ..        | 1                  | 7             | 12                 | ..            | ..                   | 7                       | ..          | 55  | ..      | ..                      | ..             | 261       | 83    | 849    |
| 1  | 163                 | ..      | ..                | ..        | ..                 | 4             | 10                 | ..            | ..                   | 7                       | ..          | 46  | ..      | ..                      | ..             | 164       | 54    | 526    |
| .. | 48                  | ..      | 1                 | ..        | ..                 | ..            | 1                  | ..            | 12                   | ..                      | ..          | 51  | 3       | ..                      | ..             | 282       | 7     | 413    |
| .. | 459                 | 2       | 1                 | ..        | 3                  | 3             | 7                  | ..            | 74                   | ..                      | ..          | 224   | ..      | ..                      | ..             | 1,008     | 6     | 1,805  |
| .. | 27                  | ..      | ..                | ..        | ..                 | 3             | ..                 | ..            | ..                   | ..                      | ..          | 32  | ..      | ..                      | ..             | 283       | 31    | 448    |
| .. | 14                  | ..      | ..                | ..        | ..                 | 4             | ..                 | ..            | ..                   | ..                      | ..          | 18  | ..      | ..                      | ..             | 342       | 28    | 485    |
| .. | 20                  | ..      | ..                | ..        | ..                 | ..            | 1                  | ..            | ..                   | 1                       | ..          | 30  | ..      | ..                      | ..             | 938       | 5     | 1,075  |
| .. | 52                  | ..      | ..                | ..        | ..                 | ..            | 1                  | ..            | ..                   | 6                       | ..          | 173   | ..      | ..                      | ..             | 1,157     | 10    | 1,433  |
| .. | 29                  | ..      | 6                 | ..        | 10                 | ..            | 11                 | ..            | 1                    | ..                      | 4           | 18  | 1       | ..                      | 4              | 218       | 5     | 358    |
| 69 | 3,320               | 558     | 85                | 3         | 20                 | 1,198         | 165                | 2             | 340                  | 81                      | 24          | 4,476   | 9       | 9                       | 29             | 16,815    | 1,964 | 33,012 |

## CHILD WELFARE SCHEME

Statement showing the total number of attendance of Expectant and

| Serial number | Centre                 | Attendants at Clinics |          |                     |        |                   |        |                 |          | Total of New Attendance |
|---------------|------------------------|-----------------------|----------|---------------------|--------|-------------------|--------|-----------------|----------|-------------------------|
|               |                        | Infants               |          | Pre-School children |        | Expectant Mothers |        | Nursing Mothers |          |                         |
|               |                        | New                   | Old      | New                 | Old    | New               | Old    | New             | Old      |                         |
| 1             | New Washermanpet ..    | 1,719                 | 2,819    | 159                 | 45     | 965               | 1,168  | 1,531           | 2,652    | 4,374                   |
| 2             | Grace Garden ..        | 591                   | 757      | 91                  | 47     | 537               | 543    | 644             | 763      | 1,861                   |
| 3             | Sanjeevirayanpet ..    | 1,199                 | 4,336    | 73                  | 60     | 794               | 709    | 1,544           | 4,444    | 3,610                   |
| 4             | Royapuram ..           | 455                   | 602      | 63                  | 63     | 414               | 461    | 568             | 581      | 1,500                   |
| 5             | Muthialpet ..          | 435                   | 262      | 11                  | 1      | 641               | 253    | 500             | 250      | 1,581                   |
| 6             | Ammen Koil (South) ..  | 1,380                 | 4,533    | 298                 | 482    | 888               | 1,453  | 1,897           | 4,864    | 4,461                   |
| 7             | Seven Wells (South) .. | 1,211                 | 4,176    | 310                 | 232    | 762               | 1,365  | 1,656           | 4,320    | 3,931                   |
| 8             | Dr. V.R. Nagar ..      | 2,596                 | 8,158    | 127                 | 247    | 1,602             | 3,086  | 3,281           | 11,867   | 7,600                   |
| 9             | Kondithope ..          | 859                   | 1,609    | 78                  | 47     | 566               | 723    | 1,284           | 1,699    | 2,781                   |
| 10            | Peddunaickenpet ..     | 205                   | 687      | 54                  | 12     | 348               | 510    | 295             | 706      | 901                     |
| 11            | Trevelyan Basin ..     | 1,136                 | 2,823    | 90                  | 81     | 576               | 1,099  | 1,224           | 2,949    | 3,021                   |
| 12            | Elephant Gate ..       | 315                   | 733      | 114                 | 87     | 181               | 293    | 411             | 771      | 1,021                   |
| 13            | Perambur ..            | 1,541                 | 4,389    | 381                 | 215    | 1,090             | 1,157  | 2,516           | 5,228    | 5,521                   |
| 14            | Pulianthope ..         | 2,226                 | 5,141    | 261                 | 116    | 1,748             | 3,159  | 3,216           | 5,587    | 7,451                   |
| 15            | Thiru-vi-ka Nagar ..   | 692                   | 834      | 147                 | 81     | 885               | 788    | 969             | 924      | 2,961                   |
| 16            | Choolai Maty. Home ..  | 3,751                 | 7,608    | 4,881               | 212    | 1,299             | 2,484  | 2,872           | 7,276    | 12,801                  |
| 17            | Hospital Maidan ..     | 517                   | 1,617    | 59                  | 99     | 460               | 467    | 714             | 1,724    | 1,751                   |
| 18            | Sembiam ..             | 1,469                 | 4,968    | 111                 | 114    | 1,107             | 2,741  | 2,611           | 5,559    | 5,291                   |
| 19            | Agaram ..              | 562                   | 1,772    | 429                 | 264    | 245               | 637    | 764             | 1,855    | 2,001                   |
| 20            | Ayanavaram ..          | 1,767                 | 5,648    | 506                 | 416    | 1,026             | 1,511  | 2,162           | 75.41    | 5,461                   |
| 21            | Nammalwarpet ..        | 594                   | 858      | 93                  | 17     | 613               | 557    | 742             | 873      | 2,041                   |
| 22            | Otteri ..              | 619                   | 601      | 18                  | 9      | 1,073             | 895    | 830             | 788      | 2,541                   |
| 23            | Perumalpet ..          | 1,332                 | 3,006    | 539                 | 800    | 500               | 1,401  | 1,585           | 2,681    | 3,961                   |
| 24            | Purasawalkam ..        | 1,090                 | 2,251    | 548                 | 531    | 542               | 962    | 1,135           | 1,651    | 3,311                   |
| 25            | Kilpauk ..             | 801                   | 2,126    | 444                 | 340    | 581               | 997    | 1,168           | 2,537    | 2,991                   |
| 26            | Shenoy Nagar ..        | 80                    | 181      | 41                  | 10     | 77                | 99     | 136             | 184      | 331                     |
| 27            | Chetpet ..             | 1,009                 | 3,127    | 354                 | 833    | 520               | 1,275  | 1,117           | 3,239    | 3,001                   |
| 28            | Nungambakkam ..        | 527                   | 308      | 24                  | 4      | 365               | 136    | 631             | 194      | 1,541                   |
| 29            | Thousand Lights ..     | 462                   | 813      | 88                  | 107    | 308               | 444    | 430             | 698      | 1,281                   |
| 30            | Pudupakkam ..          | 1,459                 | 4,578    | 315                 | 360    | 839               | 1,583  | 1,930           | 5,253    | 4,541                   |
| 31            | Ashok Vihar ..         | 2,475                 | 1,255    | 2,280               | 689    | 488               | 517    | 1,560           | 1,090    | 6,801                   |
| 32            | Park-Town ..           | 39                    | 37       | ..                  | ..     | 644               | 352    | 674             | 100      | 1,351                   |
| 33            | Chintadripet ..        | 496                   | 619      | 83                  | 16     | 572               | 408    | 788             | 619      | 1,931                   |
| 34            | Pudupet ..             | 616                   | 687      | 135                 | 8      | 386               | 275    | 792             | 575      | 1,921                   |
| 35            | Zambazaar } ..         | 2,201                 | 2,500    | 945                 | 515    | 1,018             | 1,565  | 2,144           | 2,442    | 6,301                   |
| 36            | Mirsaahibpet } ..      | 679                   | 1,006    | 192                 | 189    | 497               | 569    | 588             | 809      | 1,951                   |
| 37            | Royapettah ..          | 781                   | 877      | 572                 | 147    | 885               | 879    | 1,026           | 1,000    | 3,261                   |
| 38            | Teynampet ..           | 769                   | 520      | 59                  | 19     | 849               | 847    | 957             | 471      | 2,631                   |
| 39            | Karneeswarapuram ..    | 658                   | 489      | 36                  | 6      | 526               | 333    | 736             | 467      | 1,951                   |
| 40            | R.A. Puram ..          | 638                   | 775      | 456                 | 209    | 413               | 664    | 822             | 819      | 2,321                   |
| 41            | Vadapalani ..          | 3,086                 | 6,978    | 106                 | 155    | 1,811             | 3,274  | 4,348           | 6,910    | 9,351                   |
| 42            | Theyagaraya Nagar ..   | 508                   | 571      | 80                  | 17     | 448               | 590    | 444             | 447      | 1,481                   |
| 43            | Sathyamoorthi Nagar .. | 392                   | 334      | 118                 | 89     | 485               | 312    | 412             | 385      | 1,401                   |
| 44            | Saidapet (North) ..    | 799                   | 1,156    | 399                 | 55     | 1,075             | 896    | 1,054           | 1,204    | 3,321                   |
| 45            | Periapet ..            | 3,228                 | 9,981    | 2,497               | 3,714  | 1,433             | 1,484  | 4,087           | 9,513    | 11,241                  |
| 46            | Guindy ..              | 649                   | 1,081    | 427                 | 338    | 358               | 714    | 750             | 1,035    | 2,181                   |
|               | Total ..               | 50,613                | 1,10,187 | 19,092              | 12,098 | 33,440            | 46,635 | 61,555          | 1,15,750 | 1,64,701                |

ng Mothers and Children at the Out-Patient Clinics in 1966.

| Attendance | Grand Total | Diseases Treated (New) |            |                     |           |                         |         |                     |         |        |                   | Total    |
|------------|-------------|------------------------|------------|---------------------|-----------|-------------------------|---------|---------------------|---------|--------|-------------------|----------|
|            |             | Respiratory            | Alimentary | Skin Affec-<br>tion | Influenza | Ear and Eye<br>Diseases | Anaemia | Vitamin<br>Diseases | Malaria | Normal | Other<br>Diseases |          |
| 684        | 11,058      | 453                    | 258        | 43                  | 274       | ..                      | 235     | 224                 | ..      | 2,433  | 454               | 4,374    |
| 110        | 3,973       | 265                    | 197        | 6                   | 42        | ..                      | 258     | 74                  | ..      | 946    | 75                | 1,863    |
| 549        | 13,159      | 157                    | 115        | 14                  | 96        | 2                       | 301     | 131                 | ..      | 2,696  | 98                | 3,610    |
| 707        | 3,207       | 218                    | 169        | 10                  | 16        | 1                       | 252     | 12                  | ..      | 654    | 168               | 1,500    |
| 776        | 2,353       | 900                    | 47         | 100                 | ..        | ..                      | 271     | 18                  | ..      | ..     | 251               | 1,587    |
| 332        | 15,795      | 329                    | 297        | 29                  | 40        | 2                       | 456     | 156                 | ..      | 2,842  | 312               | 4,463    |
| 093        | 14,032      | 637                    | 578        | 62                  | 43        | 10                      | 457     | 273                 | ..      | 1,834  | 9                 | 3,939    |
| 358        | 30,964      | 506                    | 822        | 92                  | 711       | 110                     | 741     | 814                 | ..      | 2,036  | 1,774             | 7,606    |
| 078        | 6,865       | 276                    | 334        | 50                  | 273       | 79                      | 470     | 358                 | ..      | 460    | 487               | 2,787    |
| 915        | 2,817       | 177                    | 152        | 3                   | 11        | 1                       | 153     | 46                  | ..      | 350    | 9                 | 902      |
| 952        | 9,978       | 233                    | 198        | 22                  | 59        | 9                       | 172     | 124                 | ..      | 1,728  | 481               | 3,026    |
| 884        | 2,905       | 214                    | 120        | 29                  | 28        | 5                       | 111     | 60                  | 4       | 342    | 108               | 1,021    |
| 989        | 16,517      | 1,181                  | 955        | 269                 | 470       | 272                     | 403     | 279                 | ..      | 1,101  | 598               | 5,528    |
| 003        | 21,454      | 1,171                  | 847        | 52                  | 181       | 133                     | 643     | 705                 | ..      | 1,293  | 2,426             | 7,451    |
| 627        | 5,320       | 175                    | 208        | 198                 | 228       | 284                     | 189     | 181                 | ..      | 395    | 335               | 2,693    |
| 580        | 30,383      | 4,106                  | 2,025      | 290                 | 1,129     | 5                       | 721     | 265                 | ..      | 3,494  | 768               | 12,803   |
| 907        | 5,657       | 178                    | 147        | 2                   | 143       | ..                      | 251     | 266                 | ..      | 219    | 544               | 1,750    |
| 382        | 18,680      | 88                     | 657        | 11                  | 54        | ..                      | 87      | 163                 | ..      | 3,010  | 1,228             | 5,298    |
| 528        | 6,528       | 207                    | 229        | 13                  | 251       | ..                      | 8       | 39                  | 9       | 882    | 362               | 2,000    |
| 316        | 18,777      | 686                    | 555        | 99                  | 125       | 21                      | 137     | 61                  | ..      | 3,310  | 467               | 5,461    |
| 305        | 4,347       | 338                    | 303        | 113                 | 90        | 17                      | 106     | 103                 | ..      | 857    | 115               | 2,042    |
| 293        | 4,833       | 172                    | 146        | ..                  | 144       | ..                      | 489     | 465                 | ..      | 448    | 676               | 2,540    |
| 888        | 11,848      | 528                    | 442        | 27                  | 399       | 88                      | 392     | 336                 | ..      | 272    | 1,476             | 3,960    |
| 395        | 8,710       | 437                    | 525        | 172                 | 488       | 82                      | 111     | 157                 | ..      | 633    | 710               | 3,315    |
| 000        | 8,994       | 395                    | 629        | 85                  | 139       | 4                       | 215     | 112                 | ..      | 1,098  | 317               | 2,994    |
| 474        | 808         | ..                     | ..         | ..                  | ..        | ..                      | 13      | 3                   | 1       | 313    | 4                 | 334      |
| 474        | 11,474      | 413                    | 240        | 96                  | 86        | 4                       | 125     | 99                  | ..      | 1,658  | 279               | 3,000    |
| 642        | 2,189       | 241                    | 156        | 14                  | 15        | 2                       | 110     | 48                  | ..      | 383    | 578               | 1,547    |
| 602        | 3,350       | 159                    | 107        | 10                  | 76        | 3                       | 29      | 33                  | ..      | 768    | 103               | 1,288    |
| 774        | 16,317      | 805                    | 485        | 25                  | 267       | 2                       | 233     | 316                 | ..      | 1,946  | 464               | 4,543    |
| 557        | 10,366      | 1,987                  | 1,627      | 692                 | 947       | 557                     | 89      | 37                  | ..      | 522    | 351               | 6,809    |
| 489        | 1,846       | 1,000                  | 167        | ..                  | 12        | ..                      | 80      | 10                  | ..      | 69     | 19                | 1,357    |
| 662        | 3,601       | 325                    | 272        | 40                  | 58        | 4                       | 256     | 315                 | 3       | 438    | 228               | 1,939    |
| 545        | 3,474       | 303                    | 332        | 13                  | 35        | 4                       | 146     | 75                  | ..      | 507    | 514               | 1,929    |
| 7022       | 13,330      | 1,909                  | 1,445      | 198                 | 161       | 46                      | 485     | 254                 | ..      | 1,407  | 403               | 6,308    |
| 2,573      | 4,529       | 325                    | 145        | 24                  | 142       | 16                      | 63      | 29                  | ..      | 956    | 256               | 1,956    |
| 2,903      | 6,167       | 474                    | 392        | 94                  | 384       | 21                      | 274     | 353                 | ..      | 626    | 646               | 3,264    |
| 1,857      | 4,491       | 143                    | 199        | 34                  | 35        | 2                       | 121     | 310                 | ..      | 1,533  | 257               | 2,634    |
| 1,295      | 3,251       | 97                     | 94         | 27                  | 15        | 4                       | 63      | 211                 | ..      | 1,323  | 122               | 1,956    |
| 2,467      | 4,796       | 385                    | 289        | 40                  | 167       | 23                      | 287     | 152                 | ..      | 739    | 247               | 2,329    |
| 7,317      | 26,668      | 2,066                  | 890        | 128                 | 619       | 77                      | 830     | 588                 | ..      | 2,126  | 2,027             | 9,351    |
| 1,625      | 3,105       | 142                    | 108        | 37                  | 44        | ..                      | 80      | 34                  | ..      | 818    | 217               | 1,480    |
| 1,120      | 2,527       | 162                    | 234        | 4                   | 33        | ..                      | 287     | 213                 | ..      | 388    | 86                | 1,407    |
| 3,311      | 6,638       | 449                    | 393        | 69                  | 331       | 30                      | 342     | 435                 | ..      | 732    | 546               | 3,327    |
| 4,692      | 35,937      | 1,670                  | 1,088      | 249                 | 151       | 11                      | 334     | 553                 | ..      | 5,901  | 1,288             | 11,245   |
| 3,168      | 5,352       | 354                    | 288        | 38                  | 149       | 3                       | 221     | 154                 | ..      | 743    | 234               | 2,184    |
| 4,700      | 4,49,400    | 27,472                 | 19,906     | 3,623               | 9,161     | 1,934                   | 12,097  | 9,644               | 17      | 57,229 | 23,117            | 1,64,700 |

Statement showing Maternal Morbidity during the year 1965

| Serial Number | Name of the Centre        | Ante-Partum            |                  |         |                       |                 |                   | Intra and Post-Partum |                         |  |  |                                  |                      |                  | Puerperium            |         |                   |                      |         |           | Total |                     |                |     |
|---------------|---------------------------|------------------------|------------------|---------|-----------------------|-----------------|-------------------|-----------------------|-------------------------|--|--|----------------------------------|----------------------|------------------|-----------------------|---------|-------------------|----------------------|---------|-----------|-------|---------------------|----------------|-----|
|               |                           | Accidental Haemorrhage | Placenta Praevia | Anaemia | Abnormal presentation | Hydatiform Mole | Ectopic Gestation | Retained Placenta     | Post-Partum Haemorrhage | Anatomical Abnormality Contracted pelvis | Malposition and delayed 2 stage Labour | Perineal and Cervical Inceration | Urinary complication | Puerperal Sepsis | Phlebitis, Thrombosis | Pyrexia | Uterine disorders | Puerperal toxae-mias | Anaemia | Psychosis |       | Diseases of Breasts | Other Diseases |     |
| 1             | New Washermanpet          | 3                      | ..               | 120     | 7                     | ..              | ..                | ..                    | 10                      | 2  | ..                                     | 31                               | 51                   | ..               | ..                    | ..      | ..                | 1                    | 3       | 34        | 4     | ..                  | 6              | 272 |
| 2             | Grace Garden              | ..                     | ..               | 6       | ..                    | ..              | ..                | ..                    | ..                      | ..                                       | 7                                      | 4                                | ..                   | ..               | ..                    | ..      | ..                | ..                   | ..      | 28        | ..    | ..                  | 7              | 52  |
| 3             | Sanjeevirayanpet          | 5                      | ..               | 125     | 6                     | ..              | ..                | 2                     | 15                      | 1  | ..                                     | 35                               | 83                   | ..               | ..                    | ..      | ..                | 2                    | 1       | 45        | 2     | 19                  | 341            |     |
| 4             | Royapuram                 | ..                     | ..               | 4       | ..                    | ..              | ..                | 4                     | ..                      | ..                                       | 6                                      | 5                                | ..                   | ..               | ..                    | ..      | ..                | ..                   | ..      | 18        | ..    | 12                  | 49             |     |
| 5             | Muthialpet                | ..                     | ..               | 272     | ..                    | ..              | ..                | ..                    | ..                      | ..                                       | 15                                     | 8                                | ..                   | ..               | ..                    | ..      | ..                | ..                   | ..      | ..        | ..    | ..                  | 295            |     |
| 6             | Ammen Koil (South).       | 5                      | ..               | 28      | 1                     | ..              | ..                | 2                     | ..                      | ..                                       | 18                                     | 85                               | ..                   | 2                | 1                     | 3       | ..                | 3                    | 34      | ..        | 4     | 40                  | 227            |     |
| 7             | Seven Wells (South)       | 3                      | ..               | 48      | 5                     | ..              | ..                | 7                     | ..                      | ..                                       | 23                                     | 52                               | ..                   | ..               | 22                    | ..      | 2                 | 44                   | ..      | ..        | ..    | 10                  | 216            |     |
| 8             | Dr. Vijayaraghavalu Nagar | 7                      | ..               | 76      | 5                     | ..              | ..                | 7                     | 7                       | ..                                       | 35                                     | 93                               | ..                   | ..               | 3                     | 1       | 11                | 83                   | ..      | ..        | ..    | 44                  | 367            |     |
| 9             | Kondithope                | 8                      | ..               | 37      | 17                    | ..              | ..                | 7                     | ..                      | ..                                       | 17                                     | 28                               | 4                    | ..               | 8                     | ..      | 1                 | 64                   | ..      | ..        | ..    | 3                   | 197            |     |
| 10            | Peddunaickenpet           | ..                     | ..               | 26      | 1                     | ..              | ..                | ..                    | ..                      | ..                                       | 1                                      | 5                                | ..                   | ..               | 2                     | ..      | ..                | 9                    | ..      | ..        | ..    | ..                  | 45             |     |
| 11            | Trevelyan Basin           | 4                      | ..               | 3       | 7                     | ..              | ..                | 3                     | 3                       | ..                                       | 28                                     | ..                               | ..                   | ..               | 3                     | ..      | ..                | ..                   | ..      | ..        | ..    | 5                   | 53             |     |
| 12            | Elephant Gate             | ..                     | ..               | 9       | ..                    | ..              | ..                | 2                     | 2                       | ..                                       | 4                                      | 13                               | ..                   | ..               | 8                     | ..      | ..                | 14                   | ..      | 2         | 2     | 22                  | 75             |     |
| 13            | Perambur                  | 9                      | ..               | 68      | 6                     | ..              | ..                | 5                     | ..                      | ..                                       | 21                                     | 17                               | 5                    | ..               | 8                     | ..      | 3                 | 34                   | ..      | 1         | 1     | 11                  | 190            |     |
| 14            | Pulianthope               | 10                     | ..               | 16      | 24                    | ..              | ..                | 6                     | 6                       | ..                                       | 51                                     | 50                               | 18                   | ..               | 31                    | ..      | ..                | 104                  | ..      | 69        | 98    | 480                 |                |     |
| 15            | Thiru-vi-ka Nagar         | 2                      | ..               | ..      | 1                     | ..              | ..                | 2                     | 2                       | ..                                       | 12                                     | 2                                | ..                   | ..               | 4                     | ..      | 2                 | 1                    | ..      | ..        | ..    | ..                  | 27             |     |
| 16            | Choolai Maty. Home        | 3                      | ..               | 44      | 11                    | ..              | ..                | 3                     | 3                       | ..                                       | 55                                     | 78                               | ..                   | 5                | 17                    | ..      | 6                 | 4                    | 1       | 2         | 2     | 29                  | 261            |     |
| 17            | Hospital Maidan           | 1                      | ..               | 3       | ..                    | ..              | ..                | 3                     | 3                       | ..                                       | 2                                      | 1                                | ..                   | ..               | ..                    | ..      | 3                 | 4                    | 2       | ..        | ..    | ..                  | ..             | 20  |

|       |                      |     |       |     |    |    |    |     |    |     |     |      |      |     |     |    |    |      |    |     |       |
|-------|----------------------|-----|-------|-----|----|----|----|-----|----|-----|-----|------|------|-----|-----|----|----|------|----|-----|-------|
| 18    | Sembiam              | 3   | 1     | 2   | .. | 3  | 2  | 2   | 2  | 11  | 1   | ..   | ..   | 6   | ..  | .. | 4  | 4    | 13 | 82  |       |
| 19    | Agaram               | ..  | ..    | 79  | .. | .. | .. | 1   | .. | 4   | ..  | ..   | 13   | 107 | 13  | .. | .. | ..   | .. | 24  |       |
| 20    | Ayanavaram           | ..  | ..    | ..  | .. | .. | .. | ..  | .. | 20  | ..  | ..   | ..   | ..  | ..  | .. | .. | ..   | .. | 255 |       |
| 21    | Nammalwarpet         | ..  | ..    | ..  | .. | .. | .. | ..  | .. | 5   | ..  | ..   | ..   | ..  | ..  | .. | .. | ..   | .. | 34  |       |
| 22    | Otteri               | ..  | ..    | 23  | .. | .. | .. | ..  | .. | ..  | ..  | ..   | ..   | ..  | ..  | .. | .. | ..   | .. | 69  |       |
| 23    | Perumalpet           | ..  | ..    | ..  | .. | .. | .. | ..  | .. | 46  | 15  | ..   | ..   | 48  | ..  | .. | .. | ..   | .. | 238 |       |
| 24    | Purasawalkam         | ..  | ..    | 2   | .. | .. | .. | ..  | .. | 20  | ..  | ..   | ..   | ..  | ..  | .. | .. | ..   | .. | 71  |       |
| 25    | Kilpauk              | ..  | ..    | 3   | .. | .. | .. | ..  | .. | 12  | ..  | ..   | ..   | ..  | ..  | .. | .. | ..   | .. | 52  |       |
| 26    | Shenoy Nagar         | ..  | ..    | ..  | .. | .. | .. | ..  | .. | ..  | ..  | ..   | ..   | ..  | ..  | .. | .. | ..   | .. | Nil |       |
| 27    | Chetpet              | ..  | ..    | ..  | .. | .. | .. | ..  | .. | 18  | ..  | ..   | ..   | ..  | ..  | .. | .. | ..   | .. | 56  |       |
| 28    | Nungambakkam         | ..  | ..    | ..  | .. | .. | .. | ..  | .. | 2   | ..  | ..   | ..   | ..  | ..  | .. | .. | ..   | .. | 31  |       |
| 29    | Thousand Lights      | ..  | ..    | ..  | .. | .. | .. | ..  | .. | 5   | ..  | ..   | ..   | ..  | ..  | .. | .. | ..   | .. | 15  |       |
| 30    | Pudupakkam           | ..  | ..    | ..  | .. | .. | .. | ..  | .. | 20  | 1   | ..   | ..   | ..  | ..  | .. | .. | ..   | .. | 63  |       |
| 31    | Royapettah           | ..  | ..    | ..  | .. | .. | .. | ..  | .. | 8   | ..  | ..   | ..   | ..  | ..  | .. | .. | ..   | .. | 16  |       |
| 32    | Ashok Vihar          | ..  | ..    | ..  | .. | .. | .. | ..  | .. | 11  | ..  | ..   | ..   | ..  | ..  | .. | .. | ..   | .. | 114 |       |
| 33    | Park Town            | ..  | ..    | ..  | .. | .. | .. | ..  | .. | ..  | ..  | ..   | ..   | ..  | ..  | .. | .. | ..   | .. | 80  |       |
| 34    | Chintadripet         | ..  | ..    | 20  | .. | .. | .. | ..  | .. | 14  | ..  | ..   | ..   | ..  | ..  | .. | .. | ..   | .. | 125 |       |
| 35    | Pudupet              | ..  | ..    | ..  | .. | .. | .. | ..  | .. | 4   | ..  | ..   | ..   | ..  | ..  | .. | .. | ..   | .. | 48  |       |
| 36    | Zam Bazaar           | ..  | ..    | ..  | .. | .. | .. | ..  | .. | 1   | ..  | ..   | ..   | ..  | ..  | .. | .. | ..   | .. | ..  |       |
| 37    | Mirshahpet           | ..  | ..    | ..  | .. | .. | .. | ..  | .. | 5   | ..  | ..   | ..   | ..  | ..  | .. | .. | ..   | .. | 69  |       |
| 38    | Teynampet            | ..  | ..    | ..  | .. | .. | .. | ..  | .. | 8   | ..  | ..   | ..   | ..  | ..  | .. | .. | ..   | .. | 63  |       |
| 39    | Karneeswarapuram     | ..  | ..    | ..  | .. | .. | .. | ..  | .. | 21  | ..  | ..   | ..   | ..  | ..  | .. | .. | ..   | .. | 40  |       |
| 40    | Raja Annamalaiapuram | ..  | ..    | ..  | .. | .. | .. | ..  | .. | 6   | ..  | ..   | ..   | ..  | ..  | .. | .. | ..   | .. | 54  |       |
| 41    | Adayar               | ..  | ..    | ..  | .. | .. | .. | ..  | .. | 14  | ..  | ..   | ..   | ..  | ..  | .. | .. | ..   | .. | 131 |       |
| 42    | Vadapalani           | ..  | ..    | ..  | .. | .. | .. | ..  | .. | 16  | ..  | ..   | ..   | ..  | ..  | .. | .. | ..   | .. | 848 |       |
| 43    | Theagaraya Nagar     | ..  | ..    | ..  | .. | .. | .. | ..  | .. | 182 | ..  | ..   | ..   | ..  | ..  | .. | .. | ..   | .. | 19  |       |
| 44    | Sathyamurthi Nagar   | ..  | ..    | ..  | .. | .. | .. | ..  | .. | 4   | ..  | ..   | ..   | ..  | ..  | .. | .. | ..   | .. | 36  |       |
| 45    | Saidapet (North)     | ..  | ..    | ..  | .. | .. | .. | ..  | .. | 4   | ..  | ..   | ..   | ..  | ..  | .. | .. | ..   | .. | 50  |       |
| 46    | Periapet Maty. Home  | ..  | ..    | ..  | .. | .. | .. | ..  | .. | 38  | ..  | ..   | ..   | ..  | ..  | .. | .. | ..   | .. | 292 |       |
| 47    | Guindy               | ..  | ..    | ..  | .. | .. | .. | ..  | .. | 1   | ..  | ..   | ..   | ..  | ..  | .. | .. | ..   | .. | 26  |       |
| Total |                      | 123 | 41229 | 201 | 3  | 4  | 39 | 152 | 17 | 24  | 695 | 1192 | 6047 | 3   | 346 | 34 | 58 | 1025 | 14 | 793 | 6,168 |

## CHILD WELFARE SCHEME

## STATEMENT No. 8

Statement showing Infants born in 1964 and kept under Observation during the First year after Birth.

| Serial Number | Name of the Centre  | No. of Infants born in 1964 | No. of still Births in 1964 | No. of live births in 1964 | Period      |               |                   |               |               |               |               |               |               |               |                 |               | Total No. of Deaths excluding still births | Left the City or otherwise | Said to be well | Out of Division | No. of living children in the City where one year old | Total No. of living children when one year old |
|---------------|---------------------|-----------------------------|-----------------------------|----------------------------|-------------|---------------|-------------------|---------------|---------------|---------------|---------------|---------------|---------------|---------------|-----------------|---------------|--|----------------------------|-----------------|-----------------|---|--|
|               |                     |                             |                             |                            | 1 to 7 days |               | 8 days to 1 month |               | 2 to 3 months |               | 4 to 6 months |               | 7 to 9 months |               | 10 to 12 months |               |  |                            |                 |                 |   |  |
|               |                     |                             |                             |                            | Died        | Not traceable | Died              | Not traceable | Died          | Not traceable | Died          | Not traceable | Died          | Not traceable | Died            | Not traceable |  |                            |                 |                 |   |  |
| 1             | New Washermanpet    | 1,094                       | 19                          | 1,075                      | 25          | 28            | 7                 | 5             | 12            | 10            | 17            | 22            | 16            | 22            | 8               | 73            | 85   | 160                        | 179             | 69              | 582   | 761  |
| 2             | Grace Garden        | 235                         | 5                           | 230                        | 4           | ..            | 4                 | ..            | 3             | 2             | 3             | 1             | 1             | 4             | 1               | 4             | 22   | 11                         | 40              | ..              | 157   | 197  |
| 3             | Sanjeevirayanpet    | 1,024                       | 15                          | 1,009                      | 17          | 13            | 11                | 4             | 12            | 9             | 29            | 16            | 11            | 9             | 11              | 35            | 91   | 86                         | 239             | 6               | 587   | 826  |
| 4             | Royapuram           | 186                         | 2                           | 184                        | 1           | ..            | 2                 | ..            | 8             | ..            | 5             | ..            | 3             | 2             | 3               | ..            | 22   | 2                          | 34              | ..              | 126   | 160  |
| 5             | Ammen Koil (South). | 1,074                       | 16                          | 1,058                      | 20          | 27            | 12                | 13            | 7             | 16            | 18            | 39            | 11            | 29            | 18              | 42            | 86   | 166                        | 227             | ..              | 581   | 808  |
| 6             | Seven Wells (South) | 841                         | 22                          | 819                        | 12          | 10            | 2                 | 4             | 16            | 10            | 21            | 10            | 16            | 18            | 17              | 12            | 84   | 64                         | 195             | ..              | 476   | 671  |
| 7             | Dr. V.R. Nagar      | 1,823                       | 32                          | 1,791                      | 35          | 32            | 21                | 13            | 32            | 15            | 48            | 61            | 44            | 55            | 8               | 40            | 188  | 216                        | 191             | 21              | 1,175   | 1,366  |
| 8             | Kondithope          | 237                         | 12                          | 225                        | 5           | 1             | 3                 | ..            | 2             | 2             | 5             | 1             | 3             | 1             | 3               | ..            | 21   | 5                          | 28              | ..              | 171   | 199  |
| 9             | Peddunaickenpet     | 98                          | 5                           | 93                         | 2           | 1             | 1                 | ..            | 1             | ..            | 1             | 1             | 2             | ..            | 2               | ..            | 9  | 2                          | 11              | ..              | 71  | 82   |
| 10            | Trevelyan Basin     | 927                         | 15                          | 912                        | 18          | 19            | 6                 | 4             | 11            | 3             | 16            | 7             | 12            | 9             | 18              | 28            | 81   | 70                         | 223             | 3               | 535   | 758  |
| 11            | Elephant Gate       | 145                         | 3                           | 142                        | 6           | ..            | 2                 | ..            | 3             | ..            | 1             | 4             | 2             | 1             | 1               | 1             | 15   | 6                          | 28              | ..              | 93  | 121  |
| 12            | Perambur            | 893                         | 18                          | 875                        | 22          | 7             | 11                | 2             | 7             | 4             | 11            | 23            | 12            | 16            | 6               | 49            | 69   | 101                        | 145             | 20              | 540   | 685  |
| 13            | Pulianthope         | 1,985                       | 36                          | 1,949                      | 48          | 93            | 22                | 26            | 24            | 35            | 41            | 56            | 39            | 27            | 20              | 61            | 194  | 298                        | 202             | 2               | 1,268   | 1,470  |
| 14            | Thiru-vi-ka Nagar   | 275                         | 6                           | 269                        | 5           | ..            | 3                 | ..            | 1             | ..            | 6             | 2             | 1             | 1             | 4               | 10            | 20   | 13                         | 58              | ..              | 178   | 236  |
| 15            | Choolai Maty Home   | 1,658                       | 28                          | 1,630                      | 27          | 49            | 15                | 7             | 12            | 6             | 36            | 38            | 19            | 44            | 14              | 49            | 123  | 193                        | 324             | ..              | 990   | 1,314  |
| 16            | Hospital Maidan     | 96                          | 1                           | 95                         | 1           | ..            | 1                 | 1             | 2             | ..            | 4             | 1             | 1             | 2             | ..              | ..            | 9  | 4                          | 20              | 1               | 61  | 81   |
| 17            | Sembiam             | 1,066                       | 18                          | 1,048                      | 17          | 30            | 9                 | 7             | 10            | 7             | 13            | 26            | 9             | 34            | 3               | 58            | 61   | 162                        | 204             | 90              | 531   | 735  |
| 18            | Agaram              | 33                          | 1                           | 32                         | 2           | ..            | ..                | ..            | ..            | ..            | 1             | 1             | ..            | 1             | ..              | 2             | 3  | 4                          | 5               | ..              | 20  | 25   |

|       |                     |        |     |        |     |     |     |     |     |     |     |     |     |     |     |     |       |       |       |     |        |        |
|-------|---------------------|--------|-----|--------|-----|-----|-----|-----|-----|-----|-----|-----|-----|-----|-----|-----|-------|-------|-------|-----|--------|--------|
| 19    | Ayanavaram          | 1,298  | 25  | 1,273  | 25  | 14  | 15  | 2   | 11  | 3   | 14  | 5   | 18  | 13  | 16  | 23  | 99    | 60    | 244   | 162 | 952    | 1,196  |
| 20    | Nammalwarpet        | 176    | 2   | 174    | 2   | ..  | 2   | ..  | 3   | ..  | 3   | 1   | 2   | ..  | ..  | 5   | 12    | 6     | 28    | ..  | 128    | 156    |
| 21    | Perumalpet          | 1,044  | 20  | 1,024  | 24  | 21  | 6   | 2   | 15  | 9   | 17  | 13  | 8   | 22  | 4   | 32  | 74    | 99    | 190   | 16  | 645    | 835    |
| 22    | Purasawalkam        | 838    | 16  | 822    | 16  | 14  | 5   | 2   | 9   | 15  | 11  | 24  | 15  | 14  | 8   | 27  | 64    | 96    | 153   | ..  | 509    | 662    |
| 23    | Otteri              | 198    | 4   | 194    | 8   | ..  | 3   | ..  | ..  | 1   | 1   | 1   | 3   | 1   | 2   | 2   | 17    | 5     | 36    | 1   | 135    | 171    |
| 24    | Kilpauk             | 470    | 8   | 462    | 4   | 6   | 5   | ..  | 1   | 11  | 10  | 7   | 5   | 6   | 6   | 21  | 31    | 51    | 88    | ..  | 292    | 380    |
| 25    | Chetpet             | 468    | 10  | 458    | 4   | 2   | 6   | 2   | 7   | 2   | 14  | 2   | 9   | 2   | ..  | 4   | 40    | 14    | 56    | 26  | 322    | 378    |
| 26    | Nungambakkam        | 162    | 3   | 159    | 6   | ..  | 2   | ..  | 3   | ..  | 3   | ..  | 4   | ..  | 1   | ..  | 19    | ..    | 44    | ..  | 96     | 140    |
| 27    | Thousand Lights     | 169    | 6   | 163    | ..  | ..  | 3   | ..  | 2   | ..  | 2   | ..  | 1   | 2   | 5   | 2   | 13    | 4     | 34    | ..  | 112    | 146    |
| 28    | Pudupakkam          | 982    | 18  | 964    | 17  | 3   | 8   | 9   | 23  | 18  | 26  | 41  | 20  | 35  | 12  | 39  | 106   | 145   | 156   | ..  | 557    | 713    |
| 29    | Royapettah          | 263    | 3   | 260    | 7   | ..  | 5   | ..  | 2   | ..  | 1   | ..  | 4   | 3   | 4   | ..  | 23    | 3     | 44    | ..  | 190    | 234    |
| 30    | Park-Town           | 39     | 2   | 37     | 2   | ..  | ..  | ..  | ..  | ..  | ..  | ..  | ..  | 10  | ..  | ..  | 2     | 10    | 33    | ..  | 1,123  | 1,156  |
| 31    | Ashok Vihar         | 836    | 10  | 826    | 13  | 7   | 7   | 5   | 11  | 5   | 6   | 6   | 19  | 9   | 6   | 25  | 62    | 57    | 180   | 14  | 503    | 683    |
| 32    | Chintadripet        | 216    | 8   | 208    | 3   | ..  | 1   | ..  | 1   | 1   | 5   | 3   | 3   | ..  | ..  | 2   | 13    | 6     | 49    | ..  | 140    | 189    |
| 33    | Pudupet             | 191    | 2   | 189    | 3   | ..  | 3   | ..  | 8   | ..  | 4   | 1   | 4   | ..  | 3   | ..  | 25    | 1     | 38    | ..  | 125    | 163    |
| 34    | Zambazzar           | 332    | 9   | 323    | 2   | ..  | 7   | 3   | 8   | 3   | 4   | 7   | 12  | 3   | 4   | 5   | 37    | 21    | 42    | ..  | 223    | 265    |
| 35    | Mirsaibpet          | ..     | ..  | ..     | ..  | ..  | ..  | ..  | ..  | ..  | ..  | ..  | ..  | ..  | ..  | ..  | ..    | ..    | ..    | ..  | ..     | ..     |
| 36    | Teynampet           | 300    | 6   | 294    | 5   | 1   | 2   | ..  | 2   | 2   | 8   | 6   | 1   | 10  | 1   | 14  | 19    | 33    | 37    | ..  | 205    | 242    |
| 37    | Karneeswarapuram    | 425    | 13  | 412    | 8   | ..  | 4   | ..  | 9   | 3   | 8   | 3   | 3   | 4   | ..  | 4   | 32    | 14    | 63    | ..  | 303    | 366    |
| 38    | Raja Annamalaipuram | 404    | 8   | 296    | 10  | ..  | 2   | 2   | 4   | 1   | 8   | 7   | 5   | ..  | 1   | ..  | 30    | 10    | 51    | ..  | 205    | 256    |
| 39    | Adyar               | 520    | 13  | 507    | 6   | 5   | 3   | 1   | 6   | 3   | 3   | 1   | 3   | ..  | 4   | 5   | 25    | 15    | 20    | 59  | 388    | 408    |
| 40    | Vadapalani          | 1,848  | 39  | 1,809  | 32  | 40  | 15  | 27  | 18  | 45  | 25  | 42  | 17  | 49  | 10  | 46  | 117   | 249   | 236   | 242 | 965    | 1,201  |
| 41    | Theyagaraya Nagar   | 142    | 4   | 138    | 3   | ..  | 2   | ..  | 3   | 1   | 3   | ..  | 4   | 1   | ..  | ..  | 15    | 2     | 24    | ..  | 97     | 121    |
| 42    | Sathyamoorthi Nagar | 134    | 2   | 132    | 7   | ..  | 1   | ..  | 2   | ..  | 3   | ..  | 1   | ..  | 4   | ..  | 18    | ..    | 31    | ..  | 83     | 114    |
| 43    | Saidapet (North)    | 154    | 6   | 148    | 3   | ..  | 3   | ..  | 3   | 4   | 6   | 1   | 1   | 5   | 1   | 7   | 17    | 17    | 21    | ..  | 93     | 114    |
| 44    | Periapet Maty. Home | 2,146  | 52  | 2,094  | 30  | 142 | 12  | 3   | 16  | 16  | 32  | 38  | 21  | 35  | 11  | 81  | 122   | 315   | 255   | 242 | 1,160  | 1,415  |
| 45    | Guindy              | 102    | 3   | 99     | 2   | ..  | 1   | ..  | 3   | ..  | 4   | ..  | ..  | ..  | 1   | ..  | 11    | ..    | 11    | ..  | 77     | 88     |
| 46    | Shenoy Nagar        | 248    | ..  | 245    | ..  | ..  | ..  | ..  | ..  | ..  | ..  | ..  | ..  | ..  | ..  | ..  | ..    | ..    | ..    | ..  | ..     | ..     |
| 47    | Muthialpet          | ..     | 3   | ..     | 4   | ..  | 1   | ..  | 4   | ..  | 3   | 2   | 10  | 2   | ..  | 10  | 24    | 14    | 53    | ..  | 193    | 246    |
| Total |                     | 27,695 | 549 | 27,146 | 513 | 565 | 256 | 144 | 337 | 262 | 500 | 540 | 401 | 481 | 243 | 818 | 2,250 | 2,810 | 4,570 | 979 | 17,963 | 22,533 |

## CHILD WELFARE SCHEME

Statement showing causes of deaths among infants born in 1964 and

| Serial Number | Centre              | Number of infants born in 1964 | No. of still births in 1964 | No. of live births in 1964 | Neo-natal deaths |          |             |                |   | Infectious Diseases |         |           |            |         | Fevers        |                        | Tuberculosis of Lungs |            |        |
|---------------|---------------------|--------------------------------|-----------------------------|----------------------------|------------------|----------|-------------|----------------|---|---------------------|---------|-----------|------------|---------|---------------|------------------------|-----------------------|------------|--------|
|               |                     |                                |                             |                            | Pre-maturity     | Asphyxia | Neo Natorum | Birth injuries | Congenital malformation and complications | Others              | Cholera | Small-pox | Diphtheria | Measles | Enteric fever | Anterior Poliomyelitis |                       | Meningitis | Others |
| 1             | New Washermanpet    | 1,094                          | 19                          | 1,075                      | 8                | 9        | 7           | 8              | 2   |                     |         |           |            |         |               |                        |                       |            | 3      |
| 2             | Grace Garden        | 235                            | 5                           | 230                        | 3                | 1        |             |                |   |                     |         |           |            |         |               |                        |                       |            |        |
| 3             | Sanjeevirayanpet    | 1,024                          | 15                          | 1,009                      | 10               | 6        | 1           |                | 1   |                     | 2       |           |            |         |               | 1                      |                       | 4          |        |
| 4             | Royapuram           | 186                            | 2                           | 184                        |                  | 2        |             |                |   |                     |         |           |            |         |               |                        |                       | 3          |        |
| 5             | Muthialpet          | 248                            | 3                           | 245                        |                  | 4        | 5           |                |   |                     |         |           |            |         |               |                        |                       |            |        |
| 6             | Ammen Koil (South)  | 1,074                          | 16                          | 1,058                      | 10               | 5        | 5           | 2              | 1   | 1                   |         | 2         |            |         |               |                        |                       | 1          |        |
| 7             | Seven Wells (South) | 841                            | 22                          | 819                        | 2                | 10       | 1           |                | 2   | 1                   |         |           | 2          |         |               |                        |                       | 18         |        |
| 8             | Dr. V.R. Nagar      | 1,823                          | 32                          | 1,791                      | 21               | 15       | 4           | 2              | 1   | 2                   |         |           |            |         |               |                        |                       | 24         |        |
| 9             | Kondithope          | 237                            | 12                          | 225                        | 4                | 2        |             |                | 1   |                     |         |           |            |         |               |                        |                       | 3          |        |
| 10            | Peddunaickenpet     | 98                             | 5                           | 93                         | 1                |          |             |                |   |                     |         |           |            |         |               |                        |                       |            |        |
| 11            | Trevelyan Basin     | 927                            | 15                          | 912                        | 11               | 7        |             |                |   |                     |         |           |            | 1       |               |                        |                       | 15         |        |
| 12            | Elephant Gate       | 145                            | 3                           | 142                        | 5                | 2        |             | 1              |   |                     |         |           |            |         |               |                        |                       |            |        |
| 13            | Perambur            | 893                            | 18                          | 875                        | 20               | 6        |             | 7              |   |                     |         |           |            |         |               |                        |                       | 5          |        |
| 14            | Pulianthope         | 1,985                          | 36                          | 1,949                      | 26               | 21       |             |                | 7   | 1                   |         |           |            |         |               |                        |                       | 62         |        |
| 15            | Thiru-vi-ka-Nagar   | 275                            | 6                           | 269                        | 1                | 3        | 1           |                |   |                     |         |           |            |         |               |                        |                       | 2          |        |
| 16            | Choolai Maty. Home  | 1,658                          | 28                          | 1,630                      | 6                | 13       |             | 1              |   | 4                   | 1       |           |            | 2       |               |                        |                       | 15         |        |
| 17            | Hospital Maidan     | 96                             | 1                           | 95                         | 1                | 1        |             |                |   |                     |         |           |            |         |               |                        |                       | 1          |        |
| 18            | Sembiam             | 1,066                          | 18                          | 1,048                      | 12               | 7        |             |                | 2   |                     |         |           |            | 1       |               |                        |                       |            |        |
| 19            | Agaram              | 33                             | 1                           | 32                         | 1                | 1        |             |                |   |                     |         |           |            |         |               |                        |                       |            |        |
| 20            | Ayanavaram          | 1,298                          | 25                          | 1,273                      | 20               | 5        | 2           | 2              | 9   | 1                   |         |           |            |         |               |                        |                       | 3          |        |
| 21            | Nammalwarpet        | 176                            | 2                           | 174                        | 1                | 2        |             |                |   |                     |         |           |            |         |               |                        |                       | 2          |        |
| 22            | Otteri              | 198                            | 4                           | 194                        | 3                | 2        |             |                |   |                     |         |           |            |         |               |                        |                       |            |        |
| 23            | Perumalpet          | 1,044                          | 20                          | 1,024                      | 9                | 7        | 1           | 2              | 5   | 4                   |         |           |            |         | 1             | 1                      |                       | 2          |        |
| 24            | Purasawalkam        | 838                            | 16                          | 822                        | 10               | 10       |             | 1              | 1   | 1                   | 1       |           |            |         |               |                        |                       | 4          |        |
| 25            | Kilpauk             | 470                            | 8                           | 462                        | 4                | 2        |             |                |   |                     | 1       |           |            |         |               |                        |                       | 8          |        |
| 26            | Shenoy Nagar        |                                |                             |                            |                  |          |             |                |   |                     |         |           |            |         |               |                        |                       |            |        |
| 27            | Chetpet             | 468                            | 10                          | 458                        | 6                | 3        |             |                |   | 2                   | 1       |           |            | 1       |               |                        |                       | 3          |        |
| 28            | Nungambakkam        | 162                            | 3                           | 159                        | 4                | 1        |             |                |   | 1                   |         | 1         |            |         |               |                        |                       |            |        |
| 29            | Thousand Lights     | 169                            | 6                           | 163                        | 1                |          |             |                |   |                     | 1       |           |            |         |               |                        |                       | 4          |        |
| 30            | Pudupakkam          | 982                            | 18                          | 964                        | 7                | 8        | 3           |                |   | 2                   |         |           |            |         |               |                        |                       |            |        |
| 31            | Royapettah          | 263                            | 3                           | 260                        | 6                | 2        |             | 5              |   |                     | 1       | 3         |            |         |               |                        |                       |            |        |
| 32            | Ashok Vihar         | 836                            | 10                          | 826                        | 7                | 4        |             |                |   | 7                   |         |           |            | 1       |               |                        |                       | 10         |        |
| 33            | Park Town           | 39                             | 2                           | 37                         | 1                |          |             | 1              |   |                     |         |           |            |         |               |                        |                       |            |        |
| 34            | Chintadripet        | 216                            | 8                           | 208                        | 3                | 1        |             |                |   |                     |         |           |            |         |               |                        |                       |            |        |
| 35            | Pudupet             | 191                            | 2                           | 189                        | 2                | 3        |             | 2              |   |                     |         | 3         | 1          |         |               |                        |                       |            |        |
| 36            | Zam Bazaar          | 332                            | 9                           | 323                        | 4                | 2        |             | 1              |   | 1                   |         |           |            |         |               |                        |                       |            |        |
| 37            | Mirshahibpet        |                                |                             |                            |                  |          |             |                |   |                     |         |           |            |         |               |                        |                       |            |        |
| 38            | Teynampet           | 300                            | 6                           | 294                        | 4                | 1        | 1           |                | 1   |                     |         |           |            |         |               |                        |                       |            |        |
| 39            | Karneeswarapuram    | 425                            | 13                          | 412                        | 5                | 1        |             | 1              |   | 3                   |         | 1         |            |         |               |                        |                       | 3          |        |
| 40            | R.A. Puram          | 304                            | 8                           | 296                        | 5                | 3        |             | 1              |   |                     | 1       |           |            |         |               |                        |                       |            |        |
| 41            | Adayar              | 520                            | 13                          | 507                        | 6                |          | 1           |                | 3   |                     | 1       |           |            |         |               |                        |                       |            |        |
| 42            | Vadapalani          | 1,848                          | 39                          | 1,809                      | 30               | 3        | 8           |                |   | 1                   | 2       |           |            |         |               |                        |                       | 13         |        |
| 43            | Thiagaraya Nagar    | 142                            | 4                           | 138                        | 3                |          |             |                |   |                     |         |           |            |         |               |                        |                       | 1          |        |
| 44            | Sathyamurthi Nagar  | 134                            | 2                           | 132                        | 7                |          |             |                |   |                     |         |           |            |         |               |                        |                       | 1          |        |
| 45            | Saidapet (North)    | 154                            | 6                           | 148                        | 1                |          | 1           |                | 3   |                     |         |           |            |         |               |                        |                       |            |        |
| 46            | Periapet Maty. Home | 2,146                          | 52                          | 2,094                      | 22               | 12       |             |                |   | 1                   | 1       |           |            |         |               |                        |                       | 5          |        |
| 47            | Guindy              | 102                            | 3                           | 99                         | 2                | 1        |             |                |   |                     |         |           |            |         |               |                        |                       | 1          |        |
|               | Total               | 27,695                         | 549                         | 27,146                     | 315              | 188      | 20          | 29             | 52  | 443                 | 711     | 13        |            | 323     | 2             | 1                      | 215                   |            |        |



## CHILD WELFARE SCHEME

STATEMENT No. 10

Statement showing the number of Labour cases that came under the care and observation of Child Welfare Scheme—Infant mortality rate and Maternal mortality rate of Child Welfare Scheme from the years from 1946 to 1965

| Year | No. of labour cases that came under the care and observation | Infant mortality Nos. | Maternal mortality Nos. |
|------|--|-----------------------|-------------------------|
| 1946 | 19,147   | 102.80                | 2.50                    |
| 1947 | 18,412   | 81.70                 | 1.95                    |
| 1948 | 26,051   | 83.00                 | 1.91                    |
| 1949 | 28,129   | 70.41                 | 2.31                    |
| 1950 | 26,957   | 95.52                 | 2.00                    |
| 1951 | 29,931   | 123.16                | 1.90                    |
| 1952 | 32,264   | 125.43                | 1.73                    |
| 1953 | 27,219   | 114.23                | 1.76                    |
| 1954 | 29,209   | 10.31                 | 1.27                    |
| 1955 | 32,285   | 105.75                | 1.39                    |
| 1956 | 31,267   | 109.30                | 1.15                    |
| 1957 | 31,955   | 108.25                | 0.94                    |
| 1958 | 30,671   | 104.32                | 1.01                    |
| 1959 | 29,709   | 99.40                 | 0.64                    |
| 1960 | 29,087   | 94.51                 | 0.89                    |
| 1961 | 27,581   | 93.29                 | 1.09                    |
| 1962 | 28,531   | 86.28                 | 0.77                    |
| 1963 | 26,237   | 81.98                 | 0.49                    |
| 1964 | 27,677   | 83.46                 | 0.76                    |
| 1965 | 27,946   | 82.89                 | 0.68                    |

## CHILD WELFARE SCHEME

STATEMENT No. 11

Statement showing the Serological examination of blood conducted during the year 1965

| S. No. | Name of the Centre     | Total No. of Blood samples examined | No. of +ve cases | No. of +ve cases that took full course of treatment | No. of +ve cases that took partial treatment | No. of cases that did not turn up for treatment |
|--------|------------------------|-------------------------------------|------------------|---|--|---|
| 1      | New Washermanpet ..    | 638                                 | 32               | 9   | 3  | 20  |
| 2      | Grace Garden ..        | —                                   | —                | —   | —  | —   |
| 3      | Sanjeevirayanpet ..    | 639                                 | 23               | 18  | —  | 5   |
| 4      | Royapuram ..           | —                                   | —                | —   | —  | —   |
| 5      | Muthialpet ..          | —                                   | —                | —   | —  | —   |
| 6      | Ammen Koil (South) ..  | 813                                 | 26               | 20  | —  | 9   |
| 7      | Seven Wells (South) .. | 696                                 | 15               | 10  | —  | 5   |
| 8      | Dr. V. R. Nagar ..     | 1,536                               | 98               | 81  | —  | 17  |
| 9      | Kondithope ..          | 438                                 | 23               | 7   | —  | 16  |
| 10     | Peddunaickenpet ..     | —                                   | —                | —   | —  | —   |
| 11     | Trevelyan Basin ..     | 488                                 | 23               | 16  | —  | 9   |
| 12     | Elephant Gate ..       | 156                                 | 4                | 1   | 1  | 2   |
| 13     | Perambur ..            | 264                                 | 7                | —   | —  | —   |
| 14     | Pulianthope ..         | 1,652                               | 61               | 20  | —  | 41  |
| 15     | Thiru-vi-ka Nagar ..   | —                                   | —                | —   | —  | —   |
| 16     | Choolai Maty. Home ..  | 1,255                               | 32               | 18  | —  | 14  |
| 17     | Hospital Maidan ..     | —                                   | —                | —   | —  | —   |
| 18     | Sembiam ..             | 993                                 | 17               | —   | —  | —   |
| 19     | Agaram ..              | 231                                 | 8                | 7   | —  | 1   |
| 20     | Ayanavaram ..          | 942                                 | 30               | 17  | 2  | 11  |
| 21     | Nammalwarpet ..        | —                                   | —                | —   | —  | —   |
| 22     | Otteri ..              | —                                   | —                | —   | —  | —   |
| 23     | Perumalpet ..          | 442                                 | 11               | 11  | —  | —   |
| 24     | Purasawalkam ..        | 485                                 | 22               | 17  | 2  | 3   |
| 25     | Shenoy Nagar ..        | 38                                  | 2                | 1   | —  | 1   |
| 26     | Chetpet ..             | 408                                 | 20               | 12  | 2  | 8   |
| 27     | Nungambakkam ..        | —                                   | —                | —   | —  | —   |
| 28     | Thousand Lights ..     | —                                   | —                | —   | —  | —   |
| 29     | Pudupakkam ..          | 762                                 | 12               | 9   | —  | 3   |
| 30     | Royapettah ..          | —                                   | —                | —   | —  | —   |
| 31     | Park Town ..           | —                                   | —                | —   | —  | —   |
| 32     | Ashok Vihar ..         | 467                                 | 13               | 10  | 1  | 2   |
| 33     | Chintadripet ..        | —                                   | —                | —   | —  | —   |
| 34     | Pudupet ..             | —                                   | —                | —   | —  | —   |
| 35     | Zam Bazaar } ..        | —                                   | —                | —   | —  | —   |
| 36     | Mirsahibpet } ..       | —                                   | —                | —   | —  | —   |
| 37     | Teynampet ..           | 114                                 | 1                | —   | —  | 1   |
| 38     | Karniswarapuram ..     | —                                   | —                | —   | —  | —   |
| 39     | Raja Annamalaipuram .. | —                                   | —                | —   | —  | —   |
| 40     | Adyar ..               | 439                                 | 12               | 10  | —  | 2   |
| 41     | Vadapalani ..          | 1,653                               | 72               | 12  | 1  | 59  |
| 42     | Theagaraya Nagar ..    | —                                   | —                | —   | —  | —   |
| 43     | Sathyamurthi Nagar ..  | —                                   | —                | —   | —  | —   |
| 44     | Saidapet (N) ..        | —                                   | —                | —   | —  | —   |
| 45     | Periapet Maty. Home .. | 1,161                               | 34               | 8   | 2  | 24  |
| 46     | Guindy ..              | —                                   | —                | —   | —  | —   |
| 47     | Kilpauk ..             | 503                                 | 16               | 10  | —  | 6   |
|        | Total ..               | 17,267                              | 614              | 324   | 14   | 259   |

## CHILD WELFARE SCHEME

STATEMENT No. 12

Statement showing immunisation of Children with triple Antigen

| S. No. | Name of the Centre  | No. to whom the 1st injection was given | No. to whom the 2nd injection was given | No. to whom the 3rd injection was given |
|--------|---------------------|---|---|---|
| 1      | New Washermanpet    | 5                                       | ..                                      | 1                                       |
| 2      | Grace Garden        | 54                                      | 37                                      | 33                                      |
| 3      | Sanjeevirayanpet    | 120                                     | 54                                      | 29                                      |
| 4      | Royapuram           | 41                                      | 13                                      | 4                                       |
| 5      | Muthialpet          | 20                                      | 20                                      | 20                                      |
| 6      | Ammen Koil (South)  | 122                                     | 65                                      | 55                                      |
| 7      | Seven Wells (South) | 59                                      | 27                                      | 19                                      |
| 8      | Dr. V.R. Nagar      | 153                                     | 43                                      | 32                                      |
| 9      | Kondithope          | 44                                      | 14                                      | 7                                       |
| 10     | Peddunaickenpet     | 33                                      | 14                                      | 9                                       |
| 11     | Trevelyan Basin     | 47                                      | 14                                      | 2                                       |
| 12     | Elephant Gate       | 32                                      | 26                                      | 22                                      |
| 13     | Perambur            | 29                                      | 4                                       | 1                                       |
| 14     | Pulianthope         | 72                                      | 29                                      | 9                                       |
| 15     | Thiru-vi-ka Nagar   | 105                                     | 36                                      | 10                                      |
| 16     | Choolai Maty. Home  | 291                                     | 146                                     | 73                                      |
| 17     | Hospital Maidan     | 33                                      | 22                                      | 8                                       |
| 18     | Sembiam             | 34                                      | 20                                      | 9                                       |
| 19     | Agaram              | 97                                      | 38                                      | 15                                      |
| 20     | Ayanavaram          | 197                                     | 97                                      | 65                                      |
| 21     | Nammalwarpet        | 4                                       | 4                                       | 4                                       |
| 22     | Otteri              | 32                                      | 7                                       | 1                                       |
| 23     | Perumalpet          | 310                                     | 193                                     | 142                                     |
| 24     | Purasawalkam        | 143                                     | 108                                     | 93                                      |
| 25     | Shenoy Nagar        | 7                                       | 2                                       | ..                                      |
| 26     | Kilpauk             | 86                                      | 23                                      | 5                                       |
| 27     | Chetpet             | 100                                     | 70                                      | 40                                      |
| 28     | Nungambakkam        | 16                                      | 19                                      | 35                                      |
| 29     | Thousand Lights     | 50                                      | 42                                      | 43                                      |
| 30     | Pudupakkam          | 150                                     | 81                                      | 46                                      |
| 31     | Royapettah          | 49                                      | 36                                      | 30                                      |
| 32     | Park-Town           | 5                                       | 5                                       | 5                                       |
| 33     | Ashok-Vihar         | 4,555                                   | 1,525                                   | 639                                     |
| 34     | Chintadripet        | 7                                       | 19                                      | 14                                      |
| 35     | Pudupet             | 86                                      | 67                                      | 67                                      |
| 36     | Zambazaar }         |   |   |   |
| 37     | Mirsahibpet }       | 141                                     | 12                                      | 6                                       |
| 38     | Teynampet           | 153                                     | 29                                      | 16                                      |
| 39     | Karneeswarapuram    | ..                                      | ..                                      | ..                                      |
| 40     | Raja Annamalaipuram | 15                                      | 7                                       | 4                                       |
| 41     | Adyar               | 75                                      | 69                                      | 58                                      |
| 42     | Vadapalani          | 52                                      | 39                                      | 40                                      |
| 43     | T. Nagar (North)    | 71                                      | 43                                      | 36                                      |
| 44     | Sathyamurthi Nagar  | 79                                      | 58                                      | 32                                      |
| 45     | Saidapet (North)    | 154                                     | 77                                      | 42                                      |
| 46     | Periapet Maty. Home | 292                                     | 129                                     | 66                                      |
| 47     | Guindy              | 112                                     | 103                                     | 98                                      |
|        | Total               | 8,332                                   | 3,486                                   | 1,985                                   |

## CHILD WELFARE SCHEME

## STATEMENT No. 13

Statement showing the total number of priority milk consumers during the year 1965.

| S. No. | Name of the Centre  | Expectant Mothers | Nursing Mothers | Infants | Toddlers | Total |       |
|--------|---------------------|-------------------|-----------------|---------|----------|-------|-------|
| 1      | New Washermanpet    | ..                | Nil             | 80      | ..       | 80    |       |
| 2      | Grace Garden        | ..                | ..              | 87      | ..       | 87    |       |
| 3      | Sanjeevirayanpet    | ..                | ..              | 118     | ..       | 118   |       |
| 4      | Royapuram           | ..                | ..              | 90      | ..       | 90    |       |
| 5      | Muthialpet          | ..                | ..              | ..      | ..       | ..    |       |
| 6      | Ammen Koil (South)  | ..                | ..              | 102     | ..       | 102   |       |
| 7      | Seven Wells (South) | ..                | ..              | 78      | ..       | 78    |       |
| 8      | Dr. V.R. Nagar      | ..                | ..              | 112     | ..       | 112   |       |
| 9      | Kondithope          | ..                | ..              | 93      | ..       | 93    |       |
| 10     | Peddunaickenpet     | ..                | ..              | 97      | ..       | 97    |       |
| 11     | Trevelyan Basin     | ..                | ..              | 72      | ..       | 72    |       |
| 12     | Elephant Gate       | ..                | ..              | 75      | ..       | 75    |       |
| 13     | Perambur            | ..                | ..              | 58      | ..       | 58    |       |
| 14     | Pulianthope         | ..                | ..              | 80      | ..       | 80    |       |
| 15     | Thiru-vi-ka Nagar   | ..                | ..              | 112     | ..       | 112   |       |
| 16     | Choolai Maty. Home  | ..                | ..              | 99      | ..       | 99    |       |
| 17     | Hospital Maidan     | ..                | ..              | 65      | ..       | 65    |       |
| 18     | Sembiam             | ..                | ..              | 87      | ..       | 87    |       |
| 19     | Agaram              | ..                | ..              | 44      | ..       | 44    |       |
| 20     | Ayanavaram          | ..                | ..              | 99      | ..       | 99    |       |
| 21     | Nammalwarpet        | ..                | ..              | 122     | ..       | 122   |       |
| 22     | Otteri              | ..                | ..              | 74      | ..       | 74    |       |
| 23     | Perumalpet          | ..                | ..              | 84      | ..       | 84    |       |
| 24     | Pursawalkam         | ..                | ..              | 99      | ..       | 99    |       |
| 25     | Shenoy Nagar        | ..                | ..              | ..      | ..       | ..    |       |
| 26     | Kilpauk             | ..                | ..              | 78      | ..       | 78    |       |
| 27     | Chetpet             | ..                | ..              | 58      | ..       | 58    |       |
| 28     | Nungambakkam        | ..                | ..              | 98      | ..       | 98    |       |
| 29     | Thousand Lights     | ..                | ..              | 98      | ..       | 98    |       |
| 30     | Pudupakkam          | ..                | ..              | 94      | ..       | 94    |       |
| 31     | Royapettah          | ..                | ..              | 68      | ..       | 68    |       |
| 32     | Park Town           | ..                | ..              | ..      | ..       | ..    |       |
| 33     | Ashok Vihar         | ..                | ..              | 57      | ..       | 57    |       |
| 34     | Chintadripet        | ..                | ..              | 78      | ..       | 78    |       |
| 35     | Pudupet             | ..                | ..              | 57      | ..       | 57    |       |
| 36     | Zambazaar           | ..                | ..              | 72      | 1        | 73    |       |
| 37     | Mirsahibpet         | ..                | ..              | 59      | ..       | 59    |       |
| 38     | Teynampet           | ..                | ..              | 65      | ..       | 65    |       |
| 39     | Karneeswarapuram    | ..                | ..              | 74      | ..       | 74    |       |
| 40     | Raja Annamalaipuram | ..                | ..              | 73      | ..       | 73    |       |
| 41     | Adyar               | ..                | ..              | 19      | ..       | 19    |       |
| 42     | Vadapalani          | ..                | ..              | 91      | ..       | 91    |       |
| 43     | Theagaraya Nagar    | ..                | ..              | 82      | 9        | 91    |       |
| 44     | Sathyamurthy Nagar  | ..                | ..              | 77      | ..       | 77    |       |
| 45     | Saidapet (North)    | ..                | ..              | 19      | ..       | 19    |       |
| 46     | Periapet Maty. Home | ..                | ..              | 90      | ..       | 90    |       |
| 47     | Guindy              | ..                | ..              | ..      | ..       | ..    |       |
|        | Total               | ..                | Nil             | Nil     | 3,434    | 10    | 3,444 |

## CHILD WELFARE SCHEME

Annual Report for

| Serial Number | Name of the Centre  | Brought under Care  |            |        |         |            |
|---------------|---------------------|---|------------|--------|---------|------------|
|               |                     | Total number of mothers whether they had pre-natal case or not before confinement | Ante-natal | Labour | Infants | Pre-school |
| 1             | New Washermanpet    | 1,397   | 965        | 1,065  | 1,042   | 738        |
| 2             | Grace Garden        | 1,121   | 537        | 221    | 217     | 197        |
| 3             | Sanjeevirayanpet    | 1,921   | 794        | 975    | 962     | 826        |
| 4             | Royapuram           | 887   | 414        | 165    | 163     | 160        |
| 5             | Muthialpet          | 678   | 641        | 248    | 435     | 11         |
| 6             | Ammen Koil (South)  | 1,369   | 888        | 1,023  | 1,004   | 808        |
| 7             | Seven wells (South) | 1,533   | 762        | 722    | 716     | 671        |
| 8             | Dr. V.R. Nagar      | 2,609   | 1,602      | 1,814  | 1,775   | 1,366      |
| 9             | Kondithope          | 1,524   | 566        | 653    | 641     | 199        |
| 10            | Pedunaickenpet      | 516   | 348        | 89     | 87      | 82         |
| 11            | Trevelyan Basin     | 1,634   | 576        | 770    | 753     | 761        |
| 12            | Elephant Gate       | 344   | 181        | 123    | 120     | 121        |
| 13            | Perambur            | 1,408   | 1,090      | 916    | 899     | 685        |
| 14            | Pulianthope         | 2,369   | 1,748      | 2,185  | 2,139   | 1,268      |
| 15            | Thiru-Vi-Ka Nagar   | 1,128   | 885        | 291    | 255     | 236        |
| 16            | Choolai Maty. Home  | 1,929   | 1,299      | 1,574  | 1,552   | 1,314      |
| 17            | Hospital Maidan     | 916   | 460        | 74     | 70      | 95         |
| 18            | Sembiam             | 1,597   | 1,107      | 1,098  | 1,072   | 1,048      |
| 19            | Agaram              | 447   | 245        | 276    | 270     | 28         |
| 20            | Ayanavaram          | 1,510   | 1,025      | 1,199  | 1,189   | 708        |
| 21            | Nammalwarpet        | 869   | 613        | 172    | 168     | 156        |
| 22            | Otteri              | 2,199   | 1,073      | 139    | 138     | 194        |
| 23            | Perumalpet          | 665   | 500        | 1,123  | 1,113   | 835        |
| 24            | Pursawalkam         | 992   | 542        | 817    | 801     | 662        |
| 25            | Kilpauk             | 1,202   | 581        | 466    | 462     | 462        |
| 26            | Shenoy Nagar        | 102   | 77         | 52     | 261     | 51         |
| 27            | Chetpet             | 1,349   | 520        | 448    | 436     | 404        |
| 28            | Nungambakkam        | 617   | 365        | 150    | 148     | 140        |
| 29            | Thousand Lights     | 826   | 308        | 144    | 137     | 169        |
| 30            | Pudupakkam          | 1,660   | 839        | 861    | 844     | 713        |
| 31            | Royapettah          | 969   | 501        | 209    | 206     | 234        |
| 32            | Ashok Vihar         | 1,117   | 488        | 808    | 804     | 503        |
| 33            | Park-Town           | 206   | 191        | 47     | 1,123   | 100        |
| 34            | Chintadripet        | 839   | 572        | 178    | 175     | 189        |
| 35            | Pudupet             | 722   | 386        | 202    | 189     | 163        |
| 36            | Zam Bazaar          | 1,630   | 1,018      | 462    | 455     | 265        |
| 37            | Mirsahibpet         |   |            |        |         |            |
| 38            | Teynampet           | 1,193   | 885        | 344    | 338     | 242        |
| 39            | Karneeswarapuram    | 1,316   | 849        | 413    | 397     | 366        |
| 40            | Raja Annamalaipuram | 1,052   | 526        | 300    | 294     | 256        |
| 41            | Adyar               | 827   | 413        | 564    | 548     | 408        |
| 42            | Vadapalani          | 2,695   | 1,805      | 1,868  | 1,830   | 1,207      |
| 43            | T. Nagar            | 1,033   | 448        | 159    | 150     | 138        |
| 44            | Sathyamurthy Nagar  | 558   | 485        | 131    | 131     | 114        |
| 45            | Saidapet (North)    | 1,352   | 1,075      | 148    | 145     | 114        |
| 46            | Periapet Maty. Home | 1,815   | 1,433      | 2,150  | 3,228   | 2,497      |
| 47            | Guindy              | 589   | 358        | 110    | 106     | 88         |
|               | Total               | 55,231  | 32,985     | 27,946 | 29,988  | 21,992     |

the year 1965.

| Home Visits           |            |        |         |        |                 |            |          |         |          |
|-----------------------|------------|--------|---------|--------|-----------------|------------|----------|---------|----------|
| Woman Medical Officer |            |        |         |        | Health Visitors |            |          |         |          |
| Ante-natal            | Post-natal | Infant | Toddler | Total  | Ante-natal      | Post-natal | Infant   | Toddler | Total    |
| 96                    | 133        | 289    | 197     | 715    | 10              | 128        | 3,747    | 892     | 4,777    |
| 54                    | 198        | 226    | 327     | 805    | ..              | 97         | 1,118    | 311     | 1,526    |
| 112                   | 263        | 86     | 280     | 741    | 209             | 426        | 5,689    | 899     | 7,220    |
| 21                    | 149        | 130    | 164     | 464    | ..              | 115        | 1,273    | 204     | 1,592    |
| 315                   | 100        | 55     | ..      | 470    | ..              | 115        | 100      | ..      | 215      |
| 38                    | 238        | 181    | 283     | 740    | ..              | 680        | 2,648    | 1,787   | 5,115    |
| 25                    | 108        | 189    | 333     | 655    | 150             | 154        | 5,748    | 6,500   | 12,552   |
| 49                    | 418        | 110    | 452     | 1,029  | 11              | 193        | 7,000    | 1,327   | 8,531    |
| 34                    | 134        | 98     | 69      | 335    | ..              | 37         | 1,004    | 945     | 1,986    |
| 6                     | 83         | 8      | 8       | 105    | ..              | 25         | 432      | 558     | 1,015    |
| 122                   | 113        | 191    | 354     | 780    | 12              | 132        | 5,505    | 1,654   | 7,303    |
| 48                    | 12         | 209    | 66      | 335    | 16              | 12         | 2,071    | 186     | 2,285    |
| 26                    | 150        | 120    | 343     | 639    | ..              | 929        | 2,192    | 768     | 3,889    |
| 23                    | 145        | 322    | 289     | 779    | ..              | 1,885      | 6,601    | 1,560   | 10,046   |
| 85                    | 114        | 265    | 74      | 538    | 2               | 284        | 1,713    | 541     | 2,540    |
| 15                    | 193        | 413    | 343     | 964    | 329             | 429        | 10,478   | 1,765   | 13,001   |
| 21                    | 66         | 59     | 243     | 389    | 7               | 79         | 1,651    | 368     | 2,105    |
| 14                    | 140        | 156    | 316     | 626    | ..              | 2,052      | 940      | 850     | 3,842    |
| 84                    | 102        | 210    | 176     | 572    | 88              | 234        | 1,629    | 1,810   | 3,761    |
| 55                    | 116        | 331    | 362     | 864    | ..              | 478        | 3,750    | 843     | 5,071    |
| 112                   | 99         | 203    | 137     | 551    | 2               | 197        | 1,683    | 407     | 2,289    |
| 7                     | 102        | 40     | 194     | 343    | ..              | 117        | 1,751    | 171     | 2,039    |
| 48                    | 19         | 288    | 299     | 654    | ..              | 48         | 3,673    | 563     | 4,278    |
| 107                   | 87         | 346    | 655     | 1,195  | 74              | 98         | 4,473    | 837     | 5,482    |
| 54                    | 218        | 279    | 260     | 811    | 38              | 287        | 1,311    | 425     | 2,061    |
| 3                     | 25         | 20     | 3       | 51     | 28              | 19         | 140      | 5       | 192      |
| 24                    | 81         | 211    | 345     | 661    | ..              | 114        | 2,011    | 363     | 2,488    |
| 7                     | 120        | 130    | 72      | 329    | ..              | 201        | 561      | 273     | 1,035    |
| 10                    | 84         | 171    | 10      | 275    | ..              | 81         | 1,185    | 129     | 1,395    |
| 30                    | 180        | 298    | 467     | 975    | ..              | 829        | 10,773   | 722     | 12,324   |
| 53                    | 34         | 242    | 50      | 379    | ..              | 222        | 1,689    | 212     | 2,123    |
| 77                    | 130        | 125    | 317     | 649    | ..              | 426        | 2,979    | 366     | 3,771    |
| 17                    | 28         | 62     | ..      | 107    | ..              | 53         | 1,066    | 113     | 1,232    |
| 59                    | 86         | 73     | 65      | 283    | 8               | 102        | 1,474    | 326     | 1,910    |
| 7                     | 143        | 148    | 52      | 350    | ..              | 191        | 703      | 159     | 1,053    |
| 145                   | 352        | 210    | ..      | 707    | ..              | 44         | 4,769    | 515     | 5,328    |
| 36                    | 176        | 144    | 43      | 399    | 2               | 231        | 2,617    | 301     | 3,251    |
| ..                    | 107        | 188    | 45      | 340    | ..              | 59         | 1,456    | 295     | 1,810    |
| ..                    | 117        | 157    | 66      | 340    | ..              | 57         | 1,402    | 225     | 1,684    |
| 52                    | 156        | 295    | 159     | 662    | 10              | 363        | 1,454    | 284     | 2,111    |
| 260                   | 278        | 387    | 342     | 1,267  | ..              | 951        | 8,414    | 1,068   | 10,433   |
| 3                     | 104        | 226    | 82      | 415    | ..              | 71         | 1,572    | 111     | 1,754    |
| 16                    | 80         | 122    | 15      | 233    | ..              | 63         | 1,550    | 133     | 1,746    |
| 20                    | 116        | 72     | 35      | 243    | ..              | 388        | 3,461    | 600     | 4,449    |
| 2                     | 108        | 501    | 235     | 846    | ..              | 951        | 12,370   | 616     | 13,937   |
| 20                    | 98         | 220    | 109     | 447    | ..              | 187        | 1,291    | 166     | 1,644    |
| 2,412                 | 6,103      | 8,806  | 8,736   | 26,057 | 996             | 14,838     | 1,41,004 | 33,353  | 1,90,191 |

## CHILD WELFARE SCHEME—(contd.)

Annual Report for

| Serial Number | Name of the Centre  | Midwives   |            |          | Clinics    |            |
|---------------|---------------------|------------|------------|----------|------------|------------|
|               |                     | Ante-natal | Post-natal | Total    | Ante-natal |            |
|               |                     |            |            |          | No. held   | Attendance |
| 1             | New Washermanpet    | 2,300      | 5,635      | 7,935    | 146        | 965        |
| 2             | Grace Garden        | 584        | 2,558      | 3,142    | 156        | 537        |
| 3             | Sanjeevirayanpet    | 1,546      | 6,493      | 8,039    | 151        | 794        |
| 4             | Royapuram           | 473        | 1,989      | 2,462    | 136        | 414        |
| 5             | Muthialpet          | 625        | 2,966      | 3,591    | 126        | 641        |
| 6             | Ammen Koil (South)  | 576        | 4,227      | 4,803    | 50         | 888        |
| 7             | Seven Wells (South) | 1,343      | 3,681      | 5,024    | 146        | 762        |
| 8             | Dr. V.R. Nagar      | 2,516      | 10,927     | 13,443   | 144        | 1,602      |
| 9             | Kondithope          | 1,459      | 2,651      | 4,110    | 133        | 566        |
| 10            | Pedunaickenpet      | 380        | 1,830      | 2,210    | 121        | 348        |
| 11            | Trevelyan Basin     | 1,310      | 2,625      | 3,935    | 144        | 576        |
| 12            | Elephant Gate       | 403        | 825        | 1,228    | 101        | 474        |
| 13            | Perambur            | 986        | 5,105      | 6,091    | 144        | 1,090      |
| 14            | Pulianthope         | 1,616      | 9,633      | 11,249   | 141        | 1,748      |
| 15            | Thiru-Vi-Ka Nagar   | 845        | 3,643      | 4,488    | 106        | 885        |
| 16            | Choolai Maty. Home  | 726        | 6,626      | 7,352    | 150        | 1,299      |
| 17            | Hospital Maidan     | 532        | 2,226      | 2,758    | 125        | 460        |
| 18            | Sembiam             | 660        | 4,395      | 5,055    | 132        | 1,107      |
| 19            | Agaram              | 318        | 1,146      | 1,464    | 88         | 245        |
| 20            | Ayanavaram          | 1,021      | 4,160      | 5,181    | 153        | 1,026      |
| 21            | Nammalwarpet        | 815        | 1,850      | 2,665    | 114        | 613        |
| 22            | Otteri              | 1,003      | 5,349      | 6,352    | 132        | 1,073      |
| 23            | Perumalpet          | 418        | 1,520      | 1,938    | 154        | 500        |
| 24            | Pursawalkam         | 737        | 3,090      | 3,827    | 134        | 542        |
| 25            | Kilpauk             | 903        | 2,841      | 3,744    | 150        | 581        |
| 26            | Shenoy Nagar        | 49         | 292        | 341      | 17         | 77         |
| 27            | Chetpet             | 1,277      | 2,210      | 3,487    | 122        | 520        |
| 28            | Nungambakkam        | 450        | 1,592      | 2,042    | 154        | 365        |
| 29            | Thousand Lights     | 518        | 1,706      | 2,224    | 156        | 308        |
| 30            | Pudupakkam          | 821        | 4,114      | 4,935    | 144        | 839        |
| 31            | Royapettah          | 762        | 2,257      | 3,019    | 98         | 497        |
| 32            | Ashok Vihar         | 629        | 2,349      | 2,978    | 83         | 488        |
| 33            | Chintadripet        | 244        | 528        | 772      | 65         | 482        |
| 34            | Park-Town           | 760        | 1,880      | 2,640    | 102        | 980        |
| 35            | Pudupet             | 573        | 1,832      | 2,405    | 152        | 386        |
| 36            | Zam Bazaar          | 1,204      | 4,644      | 5,848    | 155        | 1,018      |
| 37            | Mirsahibpet         |            |            |          |            |            |
| 38            | Teynampet           | 693        | 1,913      | 2,606    | 154        | 885        |
| 39            | Karneeswarapuram    | 649        | 1,979      | 2,628    | 146        | 849        |
| 40            | Raja Annamalaipuram | 778        | 1,356      | 2,134    | 132        | 526        |
| 41            | Adyar               | 827        | 2,079      | 2,906    | 142        | 413        |
| 42            | Vadapalani          | 1,413      | 7,089      | 8,502    | 149        | 1,805      |
| 43            | T. Nagar            | 585        | 1,732      | 2,317    | 156        | 448        |
| 44            | Sathyamurthy Nagar  | 565        | 1,024      | 1,589    | 116        | 485        |
| 45            | Saidapet (North)    | 883        | 1,975      | 2,858    | 154        | 1,075      |
| 46            | Periapet Maty. Home | 288        | 4,789      | 5,077    | 153        | 1,433      |
| 47            | Guindy              | 589        | 893        | 1,482    | 34         | 358        |
|               | Total               | 38,652     | 1,46,224   | 1,84,876 | 5,861      | 33,971     |

the year 1965

| Clinics—(contd.) |            |           |            |              |            |             |            | Mortality and Morbidity |           |
|------------------|------------|-----------|------------|--------------|------------|-------------|------------|-------------------------|-----------|
| Post-natal       |            | Well baby |            | Mother Craft |            | Group Talks |            | Mortality               | Morbidity |
| No. held         | Attendance | No. held  | Attendance | No. held     | Attendance | No. held    | Attendance |                         |           |
| 50               | 122        | 96        | 447        | 96           | 458        | 147         | 2,071      | 2                       | 272       |
| 50               | 114        | 52        | 150        | ..           | ..         | 91          | 1,384      | ..                      | 52        |
| 52               | 179        | 89        | 461        | 87           | 550        | 147         | 1,514      | 1                       | 341       |
| 48               | 84         | 52        | 150        | ..           | ..         | 91          | 506        | ..                      | 49        |
| 36               | 189        | 40        | 144        | 51           | 460        | 50          | 201        | ..                      | 295       |
| 50               | 198        | 101       | 606        | 101          | 606        | 201         | 1,692      | 1                       | 227       |
| 48               | 215        | 88        | 613        | 92           | 958        | 268         | 3,442      | ..                      | 216       |
| 46               | 175        | 95        | 664        | 141          | 1,501      | 279         | 3,124      | Nil                     | 367       |
| 29               | 138        | 36        | 320        | 41           | 702        | 203         | 1,406      | 1                       | 197       |
| 24               | 85         | 38        | 276        | 35           | 448        | 190         | 975        | ..                      | 45        |
| 51               | 202        | 104       | 547        | 155          | 749        | 299         | 1,325      | 1                       | 53        |
| 53               | 118        | 53        | 296        | 24           | 84         | 147         | 960        | ..                      | 75        |
| 47               | 161        | 69        | 427        | 116          | 588        | 144         | 1,090      | ..                      | 190       |
| 44               | 245        | 89        | 594        | 284          | 2,444      | 274         | 2,587      | 1                       | 480       |
| 45               | 149        | 45        | 466        | 46           | 726        | 45          | 466        | ..                      | 27        |
| 49               | 363        | 92        | 954        | 126          | 1,320      | 137         | 1,307      | 1                       | 261       |
| 30               | 112        | 52        | 271        | 39           | 302        | 125         | 460        | 3                       | 20        |
| 85               | 235        | 81        | 253        | 81           | 210        | ..          | ..         | ..                      | 82        |
| 33               | 108        | 64        | 351        | 65           | 245        | 67          | 351        | ..                      | 24        |
| 50               | 180        | 101       | 501        | 101          | 501        | 203         | 1,438      | 2                       | 255       |
| 47               | 158        | 50        | 437        | 49           | 741        | 50          | 437        | ..                      | 34        |
| 32               | 148        | 52        | 325        | 38           | 316        | 132         | 1,073      | ..                      | 69        |
| 50               | 151        | 99        | 382        | 149          | 458        | 154         | 456        | 1                       | 238       |
| 46               | 140        | 85        | 512        | 51           | 1,560      | 316         | 2,754      | ..                      | 71        |
| 49               | 82         | 99        | 349        | 148          | 431        | 150         | 581        | ..                      | 52        |
| 5                | 4          | 12        | 35         | 34           | 116        | 34          | 116        | ..                      | ..        |
| 42               | 163        | 75        | 368        | 84           | 373        | 122         | 520        | ..                      | 56        |
| 51               | 107        | 51        | 550        | 25           | 340        | 26          | 445        | ..                      | 31        |
| 52               | 101        | 52        | 515        | 47           | 519        | 48          | 308        | ..                      | 15        |
| 50               | 207        | 91        | 488        | 49           | 1,671      | 144         | 839        | ..                      | 63        |
| 52               | 111        | 52        | 590        | 22           | 249        | 25          | 297        | ..                      | 16        |
| 35               | 116        | 109       | 453        | 68           | 494        | 90          | 1,000      | ..                      | 114       |
| 24               | 61         | 40        | 232        | 52           | 246        | 157         | 140        | ..                      | 80        |
| 54               | 131        | 54        | 428        | 54           | 128        | 217         | 1,569      | ..                      | 125       |
| 52               | 93         | 52        | 359        | 25           | 343        | 27          | 296        | ..                      | 48        |
| 55               | 275        | 96        | 960        | 12           | 129        | 40          | 609        | 1                       | 69        |
| 52               | 239        | 61        | 433        | 61           | 433        | 206         | 1,124      | ..                      | 63        |
| 44               | 129        | 49        | 440        | 20           | 255        | 28          | 381        | ..                      | 40        |
| 49               | 137        | 49        | 461        | 21           | 345        | 21          | 329        | ..                      | 54        |
| 53               | 294        | 108       | 829        | 151          | 3,874      | 151         | 3,874      | 2                       | 131       |
| 41               | 442        | 82        | 310        | 312          | 1,512      | 361         | 6,091      | ..                      | 848       |
| 59               | 125        | 59        | 480        | 46           | 475        | 48          | 506        | 1                       | 19        |
| 46               | 80         | 71        | 314        | 48           | 510        | 120         | 1,250      | ..                      | 36        |
| 51               | 195        | 51        | 472        | 50           | 950        | 205         | 2,324      | ..                      | 50        |
| 46               | 414        | 103       | 1,129      | 86           | 1,411      | 388         | 2,435      | 1                       | 292       |
| 43               | 251        | 143       | 834        | 155          | 4,367      | 155         | 4,367      | ..                      | 26        |
| 2,100            | 7,726      | 3,282     | 21,176     | 3,538        | 35,098     | 6,523       | 60,420     | 19                      | 6,168     |

| Morbidity and Mortality | Clinics—(contd.) |          |            |          |              |          |             |          |       |
|-------------------------|------------------|----------|------------|----------|--------------|----------|-------------|----------|-------|
|                         | Post-natal       |          | Well Baby  |          | Mother Craft |          | Group Talks |          |       |
|                         | Attendants       | Med. off | Attendants | Med. off | Attendants   | Med. off | Attendants  | Med. off |       |
| 43                      | 381              | 143      | 874        | 133      | 4387         | 132      | 4387        | 132      | 4387  |
| 44                      | 414              | 107      | 1330       | 8        | 1411         | 8        | 1411        | 8        | 1411  |
| 45                      | 414              | 107      | 1330       | 8        | 1411         | 8        | 1411        | 8        | 1411  |
| 46                      | 80               | 71       | 319        | 48       | 310          | 48       | 310         | 48       | 310   |
| 47                      | 132              | 39       | 480        | 36       | 432          | 36       | 432         | 36       | 432   |
| 48                      | 152              | 39       | 480        | 36       | 432          | 36       | 432         | 36       | 432   |
| 49                      | 137              | 45       | 461        | 31       | 342          | 31       | 342         | 31       | 342   |
| 50                      | 204              | 108      | 329        | 121      | 3874         | 121      | 3874        | 121      | 3874  |
| 51                      | 137              | 45       | 461        | 31       | 342          | 31       | 342         | 31       | 342   |
| 52                      | 137              | 45       | 461        | 31       | 342          | 31       | 342         | 31       | 342   |
| 53                      | 111              | 32       | 300        | 22       | 242          | 22       | 242         | 22       | 242   |
| 54                      | 207              | 91       | 488        | 49       | 1,671        | 49       | 1,671       | 49       | 1,671 |
| 55                      | 101              | 32       | 312        | 47       | 310          | 47       | 310         | 47       | 310   |
| 56                      | 107              | 31       | 330        | 32       | 240          | 32       | 240         | 32       | 240   |
| 57                      | 163              | 32       | 368        | 34       | 372          | 34       | 372         | 34       | 372   |
| 58                      | 4                | 12       | 32         | 34       | 116          | 34       | 116         | 34       | 116   |
| 59                      | 83               | 39       | 340        | 42       | 431          | 42       | 431         | 42       | 431   |
| 60                      | 140              | 52       | 312        | 21       | 1,260        | 21       | 1,260       | 21       | 1,260 |
| 61                      | 121              | 39       | 382        | 149      | 428          | 149      | 428         | 149      | 428   |
| 62                      | 148              | 32       | 322        | 38       | 216          | 38       | 216         | 38       | 216   |
| 63                      | 138              | 30       | 427        | 49       | 741          | 49       | 741         | 49       | 741   |
| 64                      | 180              | 101      | 301        | 101      | 201          | 101      | 201         | 101      | 201   |
| 65                      | 108              | 64       | 331        | 62       | 242          | 62       | 242         | 62       | 242   |
| 66                      | 232              | 81       | 321        | 32       | 242          | 32       | 242         | 32       | 242   |
| 67                      | 112              | 32       | 321        | 32       | 302          | 32       | 302         | 32       | 302   |
| 68                      | 149              | 42       | 322        | 42       | 288          | 42       | 288         | 42       | 288   |
| 69                      | 292              | 69       | 422        | 69       | 288          | 69       | 288         | 69       | 288   |
| 70                      | 161              | 69       | 422        | 69       | 288          | 69       | 288         | 69       | 288   |
| 71                      | 118              | 52       | 422        | 52       | 288          | 52       | 288         | 52       | 288   |
| 72                      | 118              | 52       | 422        | 52       | 288          | 52       | 288         | 52       | 288   |
| 73                      | 202              | 104      | 341        | 122      | 387          | 122      | 387         | 122      | 387   |
| 74                      | 82               | 38       | 322        | 32       | 242          | 32       | 242         | 32       | 242   |
| 75                      | 138              | 39       | 320        | 41       | 302          | 41       | 302         | 41       | 302   |
| 76                      | 172              | 62       | 361        | 141      | 1,201        | 141      | 1,201       | 141      | 1,201 |
| 77                      | 212              | 82       | 412        | 92       | 928          | 92       | 928         | 92       | 928   |
| 78                      | 198              | 101      | 308        | 101      | 608          | 101      | 608         | 101      | 608   |
| 79                      | 189              | 49       | 144        | 21       | 460          | 21       | 460         | 21       | 460   |
| 80                      | 81               | 32       | 139        | 32       | 139          | 32       | 139         | 32       | 139   |
| 81                      | 179              | 69       | 361        | 67       | 250          | 67       | 250         | 67       | 250   |
| 82                      | 114              | 32       | 130        | 32       | 130          | 32       | 130         | 32       | 130   |
| 83                      | 122              | 36       | 147        | 36       | 147          | 36       | 147         | 36       | 147   |
| 84                      | 230              | 96       | 417        | 96       | 428          | 96       | 428         | 96       | 428   |
| 85                      | 381              | 143      | 874        | 133      | 4387         | 133      | 4387        | 133      | 4387  |
| 86                      | 320              | 101      | 422        | 101      | 302          | 101      | 302         | 101      | 302   |
| 87                      | 230              | 61       | 422        | 61       | 422          | 61       | 422         | 61       | 422   |
| 88                      | 139              | 48       | 440        | 30       | 222          | 30       | 222         | 30       | 222   |
| 89                      | 137              | 46       | 461        | 31       | 342          | 31       | 342         | 31       | 342   |
| 90                      | 204              | 108      | 329        | 121      | 3874         | 121      | 3874        | 121      | 3874  |
| 91                      | 137              | 45       | 461        | 31       | 342          | 31       | 342         | 31       | 342   |
| 92                      | 137              | 45       | 461        | 31       | 342          | 31       | 342         | 31       | 342   |
| 93                      | 111              | 32       | 300        | 22       | 242          | 22       | 242         | 22       | 242   |
| 94                      | 207              | 91       | 488        | 49       | 1,671        | 49       | 1,671       | 49       | 1,671 |
| 95                      | 101              | 32       | 312        | 47       | 310          | 47       | 310         | 47       | 310   |
| 96                      | 107              | 31       | 330        | 32       | 240          | 32       | 240         | 32       | 240   |
| 97                      | 163              | 32       | 368        | 34       | 372          | 34       | 372         | 34       | 372   |
| 98                      | 4                | 12       | 32         | 34       | 116          | 34       | 116         | 34       | 116   |
| 99                      | 83               | 39       | 340        | 42       | 431          | 42       | 431         | 42       | 431   |
| 100                     | 140              | 52       | 312        | 21       | 1,260        | 21       | 1,260       | 21       | 1,260 |
| 101                     | 121              | 39       | 382        | 149      | 428          | 149      | 428         | 149      | 428   |
| 102                     | 148              | 32       | 322        | 38       | 216          | 38       | 216         | 38       | 216   |
| 103                     | 138              | 30       | 427        | 49       | 741          | 49       | 741         | 49       | 741   |
| 104                     | 180              | 101      | 301        | 101      | 201          | 101      | 201         | 101      | 201   |
| 105                     | 108              | 64       | 331        | 62       | 242          | 62       | 242         | 62       | 242   |
| 106                     | 232              | 81       | 321        | 32       | 242          | 32       | 242         | 32       | 242   |
| 107                     | 112              | 32       | 321        | 32       | 302          | 32       | 302         | 32       | 302   |
| 108                     | 149              | 42       | 322        | 42       | 288          | 42       | 288         | 42       | 288   |
| 109                     | 292              | 69       | 422        | 69       | 288          | 69       | 288         | 69       | 288   |
| 110                     | 161              | 69       | 422        | 69       | 288          | 69       | 288         | 69       | 288   |
| 111                     | 118              | 52       | 422        | 52       | 288          | 52       | 288         | 52       | 288   |
| 112                     | 118              | 52       | 422        | 52       | 288          | 52       | 288         | 52       | 288   |
| 113                     | 202              | 104      | 341        | 122      | 387          | 122      | 387         | 122      | 387   |
| 114                     | 82               | 38       | 322        | 32       | 242          | 32       | 242         | 32       | 242   |
| 115                     | 138              | 39       | 320        | 41       | 302          | 41       | 302         | 41       | 302   |
| 116                     | 172              | 62       | 361        | 141      | 1,201        | 141      | 1,201       | 141      | 1,201 |
| 117                     | 212              | 82       | 412        | 92       | 928          | 92       | 928         | 92       | 928   |
| 118                     | 198              | 101      | 308        | 101      | 608          | 101      | 608         | 101      | 608   |
| 119                     | 189              | 49       | 144        | 21       | 460          | 21       | 460         | 21       | 460   |
| 120                     | 81               | 32       | 139        | 32       | 139          | 32       | 139         | 32       | 139   |
| 121                     | 179              | 69       | 361        | 67       | 250          | 67       | 250         | 67       | 250   |
| 122                     | 114              | 32       | 130        | 32       | 130          | 32       | 130         | 32       | 130   |
| 123                     | 122              | 36       | 147        | 36       | 147          | 36       | 147         | 36       | 147   |
| 124                     | 230              | 96       | 417        | 96       | 428          | 96       | 428         | 96       | 428   |
| 125                     | 381              | 143      | 874        | 133      | 4387         | 133      | 4387        | 133      | 4387  |
| 126                     | 320              | 101      | 422        | 101      | 302          | 101      | 302         | 101      | 302   |
| 127                     | 230              | 61       | 422        | 61       | 422          | 61       | 422         | 61       | 422   |
| 128                     | 139              | 48       | 440        | 30       | 222          | 30       | 222         | 30       | 222   |
| 129                     | 137              | 46       | 461        | 31       | 342          | 31       | 342         | 31       | 342   |
| 130                     | 204              | 108      | 329        | 121      | 3874         | 121      | 3874        | 121      | 3874  |
| 131                     | 137              | 45       | 461        | 31       | 342          | 31       | 342         | 31       | 342   |
| 132                     | 137              | 45       | 461        | 31       | 342          | 31       | 342         | 31       | 342   |
| 133                     | 111              | 32       | 300        | 22       | 242          | 22       | 242         | 22       | 242   |
| 134                     | 207              | 91       | 488        | 49       | 1,671        | 49       | 1,671       | 49       | 1,671 |
| 135                     | 101              | 32       | 312        | 47       | 310          | 47       | 310         | 47       | 310   |
| 136                     | 107              | 31       | 330        | 32       | 240          | 32       | 240         | 32       | 240   |
| 137                     | 163              | 32       | 368        | 34       | 372          | 34       | 372         | 34       | 372   |
| 138                     | 4                | 12       | 32         | 34       | 116          | 34       | 116         | 34       | 116   |
| 139                     | 83               | 39       | 340        | 42       | 431          | 42       | 431         | 42       | 431   |
| 140                     | 140              | 52       | 312        | 21       | 1,260        | 21       | 1,260       | 21       | 1,260 |
| 141                     | 121              | 39       | 382        | 149      | 428          | 149      | 428         | 149      | 428   |
| 142                     | 148              | 32       | 322        | 38       | 216          | 38       | 216         | 38       | 216   |
| 143                     | 138              | 30       | 427        | 49       | 741          | 49       | 741         | 49       | 741   |
| 144                     | 180              | 101      | 301        | 101      | 201          | 101      | 201         | 101      | 201   |
| 145                     | 108              | 64       | 331        | 62       | 242          | 62       | 242         | 62       | 242   |
| 146                     | 232              | 81       | 321        | 32       | 242          | 32       | 242         | 32       | 242   |
| 147                     | 112              | 32       | 321        | 32       | 302          | 32       | 302         | 32       | 302   |
| 148                     | 149              | 42       | 322        | 42       | 288          | 42       | 288         | 42       | 288   |
| 149                     | 292              | 69       | 422        | 69       | 288          | 69       | 288         | 69       | 288   |
| 150                     | 161              | 69       | 422        | 69       | 288          | 69       | 288         | 69       | 288   |
| 151                     | 118              | 52       | 422        | 52       | 288          | 52       | 288         | 52       | 288   |
| 152                     | 118              | 52       | 422        | 52       | 288          | 52       | 288         | 52       | 288   |
| 153                     | 202              | 104      | 341        | 122      | 387          | 122      | 387         | 122      | 387   |
| 154                     | 82               | 38       | 322        | 32       | 242          | 32       | 242         | 32       | 242   |
| 155                     | 138              | 39       | 320        | 41       | 302          | 41       | 302         | 41       | 302   |
| 156                     | 172              | 62       | 361        | 141      | 1,201        | 141      | 1,201       | 141      | 1,201 |
| 157                     | 212              | 82       | 412        | 92       | 928          | 92       | 928         | 92       | 928   |
| 158                     | 198              | 101      | 308        | 101      | 608          | 101      | 608         | 101      | 608   |
| 159                     | 189              | 49       | 144        | 21       | 460          | 21       | 460         | 21       | 460   |
| 160                     | 81               | 32       | 139        | 32       | 139          | 32       | 139         | 32       | 139   |
| 161                     | 179              | 69       | 361        | 67       | 250          | 67       | 250         | 67       | 250   |
| 162                     | 114              | 32       | 130        | 32       | 130          | 32       | 130         | 32       | 130   |
| 163                     | 122              | 36       | 147        | 36       | 147          | 36       | 147         | 36       | 147   |
| 164                     | 230              | 96       | 417        | 96       | 428          | 96       | 428         | 96       | 428   |
| 165                     | 381              | 143      | 874        | 133      | 4387         | 133      | 4387        | 133      | 4387  |
| 166                     | 320              | 101      | 422        | 101      | 302          | 101      | 302         | 101      | 302   |
| 167                     | 230              | 61       | 422        | 61       | 422          | 61       | 422         | 61       | 422   |
| 168                     | 139              | 48       | 440        | 30       | 222          | 30       | 222         | 30       | 222   |
| 169                     | 137              | 46       | 461        | 31       | 342          | 31       | 342         | 31       | 342   |
| 170                     | 204              | 108      | 329        | 121      | 3874         | 121      | 3874        | 121      | 3874  |
| 171                     | 137              | 45       | 461        | 31       | 342          | 31       | 342</       |          |       |

