

Report of the Health Officer, Corporation of Madras Health Department.

Contributors

Madras (India). Health Department.

Publication/Creation

Madras : [Health Dept.], [1918]

Persistent URL

<https://wellcomecollection.org/works/md53mdt9>

License and attribution

This work has been identified as being free of known restrictions under copyright law, including all related and neighbouring rights and is being made available under the Creative Commons, Public Domain Mark.

You can copy, modify, distribute and perform the work, even for commercial purposes, without asking permission.



Wellcome Collection
183 Euston Road
London NW1 2BE UK
T +44 (0)20 7611 8722
E library@wellcomecollection.org
<https://wellcomecollection.org>

Ed King

CORPORATION OF MADRAS



(RIPON BUILDINGS)

ADMINISTRATION REPORT

FOR

1917-18.



MADRAS :

PRINTED BY THOMPSON & CO.,

33, POPHAM'S BROADWAY.

1918.



CORPORATION OF MADRAS.



Administration Report for 1917-18.

ADDENDA ET CORRIGENDA.

On page VI	(Introduction)	...	26th line	...	for "per mile" read "per mille."
" VI	"	...	27th "	...	for " read "
" VII	"	...	27th "	...	for " 1916-17" read " 1917-18."
" VIII	"	...	42nd "	...	for " causal" read " casual."
" IX	"	...	4th "	...	for " l eapartment" read " Department."
" X	"	...	42nd "	...	for " ls" read " is."
" X	"	...	46th "	...	for " or" read " of."
" 3	paragraph 12 (2)	...	25th "	...	for " meetings" read " meeting."
" 13	" 40	...	18th "	...	for " acquisition" read " acquisition."
" 17	" 47 (3) (f)	...	4th "	...	for " aquisition" read " acquisition."
" 25	" 65	...	4th "	...	for " 126" read " 125."
" 25	" 66	...	2nd "	...	for " revssd" read " revised."
" 28	"	...	1st "	...	for " n" read " in."
" 55	Item 3	...	1st "	...	for " 492 2" read " 492/2."
" 55	" 6	...	2nd "	...	for " 1360 4" read " 1360/4."
" 63	" 7	...	1st "	...	for " grant" read " gram."
" 64	" 13	...	1st "	...	for " inches" read " inch."
" 66	" 14	...	1st "	...	for " Terumalai" read " Tirumalai."
" 69	" 2	...	1st "	...	for " Pete and Redford" read " Peto and " Radford."
" 71	" 20	...	2nd "	...	for " in" read " to."
" 75	"	...	1st "	...	for " wosks" read " works."
" 75	" 28	...	1st "	...	for " qoxes" read " boxes."
" 76	" 34	...	1st "	...	for " syphou" read " syphon."
" 78	" 3 column 7	for " 28-10-5" read " 28-10-5 (d) 36-14-8."
" 78	" 5 " 7	for " 18-10-0" read " 18-10- 0 (d) 23-15-11."
" 78	" 7 " 7	for " 5-11-8" read " 5-11- 8 (d) 7- 5-10."
" 79	Total " 7	for " (d) 2160-15-5" read " (d) 2,229-8-10."
" 82	Table No. 2, against " 1917-18,"	for " 83," in the column showing the percent- age of collection to net demand	read " 88-43."		
" 83	Table No. 3 line 2	for " 1916-1" read " 1916-17."			
" 87	Statement re Revenue and Capital Accounts	for " 17,660" shown as the total of receipts under " Capital Account " " Revised Estimate " for 1917-18	read " 7,17,660."		
" 88	Item 3 column 5	...	for " 71,885" read " 55,581."		
" 88	" 3 " 6	...	for " 45,403" read " 42,049."		
" 88	" 3 " 7	...	for " 55,531" read " 71,885."		
" 88	" 3 " 8	...	for " 42,049" read " 45,403."		

P.T.O.



22503019060

To be returned to:

UNIVERSITY OF LONDON LIBRARY DEPOSITORY,
SPRING RISE,
EGHAM,
SURREY.

From
THE LONDON SCHOOL OF HYGIENE
AND TROPICAL MEDICINE,
KEPPEL STREET,
LONDON, W.C.1.

MEMORIAL OF MARY

BY MARY

MEMOIRS OF MARY

1780-1800
1800-1810
1810-1820
1820-1830
1830-1840
1840-1850
1850-1860
1860-1870
1870-1880
1880-1890
1890-1900

CORPORATION OF MADRAS



(RIPON BUILDINGS)



ADMINISTRATION REPORT

FOR

1917-18.



MADRAS :

PRINTED BY THOMPSON & CO.,

33, POPHAM'S BROADWAY.

1918.

WALL	AN
7 FEB	
+	
Am	
KWA 28	
J 4	
M 8	
1917-1918	

CONTENTS.

Introduction	Pages v—xii
--------------	-----	-----	-----	-----	-------------

GENERAL.

	Paragraph.		Paragraph.
Changes in the constitution of the Corporation	...	Committees and Sub-Committees	12
Reinstatement	8	Resolutions of the Corporation	13
Executive Officers...	9	Revenue Administration	14
Meetings	10	Finance	16

RECEIPTS.

Tax on Professions, Arts, Trades and Callings	18	Moore Market	29
House, Water, Drainage and Lighting Taxes combined	19	License fees on timber and firewood	31
Tax on Vehicles with Springs and on Animals	23	Grass Farm	32
Tax on carts and other Vehicles without Springs	25	Private Markets	33
Tolls on Vehicles and Animals entering municipal limits	27	Fees for licenses, Registration, &c.	34
Revenue derived from municipal property and powers apart from taxation	28	Interest on investments	35
		Grants and Contributions	36
		Payment for water supplied for non-domestic purposes	37
		General incidence of taxation	38
		Advance Account	39

EXPENDITURE.

Grant—I.		Grant—III.	
Communications	40	Hospitals and Dispensaries	66
Buildings	46	Contributions	72
Special Works Department	49	Roads watering	84
Water Works	50	Grant—IV.	
Drainage	52	Lighting	85
Drainage Construction	53	Avenues	86
Drainage Maintenance	54	Public Parks	87
Drainage—ordinary	55	Fire	94
Water-supply—ordinary	57	Grant—V.	
Miscellaneous	58	Supervision and Management	95
Administration	59	Repayment of debt	96
Grant—II.		No. II Account	97
Education	63	Workshops	98

APPENDIX I.

	<i>Page.</i>
I. Statement of Receipts and Expenditure	32—37
II. Do. of Expenditure	38—47
Do. of Liabilities and Assets	48—49
II-A. Details of allotment for expenditure on public works ...	51—77
III-A. Demand, collection and balance statement of taxes, &c. (Current) ...	78—79
III-B. Do. do. do. (Arrear) ...	80
III-C. Receipts from the license fees on import of timber and firewood ...	81
Table No. 1. Statement showing current demand, collection, remission and balance, under the combined property taxes as compared with the corresponding figures for 1915-16 and 1916-17	82
„ 2. Statement showing demand, collection, remission and balance, under the combined arrear property taxes as compared with the corresponding figures for 1915-16 and 1916-17	82
„ 3. Statement showing the number of vehicles and animals assessed for 1917-18 as compared with that of 1916-17	83
„ 4. Statement showing the constitution of the Corporation on 31st March 1918	83
Statement of Loans	84—85
Account Current, General Fund	86
Do. Water and Drainage Fund	86
Do. Lighting Fund	87
Revenue and Capital Accounts	87
Statement showing the expenditure from the special grants received from Provincial funds	88

APPENDIX II.

Table No. 1. Statement showing the expenditure on works since the creation of the Special Works Department	89
„ 1-A. Expenditure under Capital Account, Special Works Department ...	90
„ 2. Distribution Scheme, Special Works Department, Contract M. & M. No. 22-A. (Turner Hoare & Co.)	91
„ 3. Drainage Section, Special Works Department, Contract M. & M. No. 34 (Turner Hoare & Co.)	92
„ 4. Statement showing cast-iron pipes laid up to 31st March 1918, distribution scheme, Special Works Department	93
„ 5. (A to D) Construction work, Drainage Section	94—95
„ 6. Statement of contracts awarded in connection with the new water-supply	97
„ 6-A. Do. do. do. special drainage	98
„ 7. Statement showing the value of tools, plant and materials, Special Works Department	99
„ 8. Cost of design and supervision—Special Works Department	100
„ 9. Statement showing the works executed and the cost charged to Revenue Account during 1917-18	101
„ 10. Comparative Statement of value of works done and actual cost of sewer laying up to 31st March 1918, Purasawakkam Drainage Area.	102
„ 11. Statement showing work done up to 31st March 1918,—Ice House Road Drainage Area	103
„ 12. Cost of Departmental Work—Napier Park Area Gravitation Main	104

CONTENTS.

iii


						Page.
Table No. 13.	Laying Water Distribution Cast-Iron Pipes—Special Works					
	Department					105—106
" 14.	Statement showing the value of pumping station buildings and plant.					107
" 15.	Cost of pumping at pumping Stations					108
" 16.	Statement showing sizes and lengths of water pipes laid in 1917-18.					109
" 17.	Reforming roads					109
" 18.	Statement showing the monthly rainfall and water level in the Red Hills Lake					110
" 19.	Amount of water used for non-domestic purposes					110
" 20.	Statement of applications for licenses received, granted and refused.	111 to	113			
" 21.	Do. receipts and disbursements of People's Park					114
" 22.	Do. do. do. of Napier Park					114
" 23.	Do. do. do. of Robinson Park					115
" 24.	Do. do. do. of Loane Square					115
" 25.	Statement showing number and cost of works executed by Workshops					116
" 26.	Statement showing some of the more important works done in the Workshops					116
" 27.	Statement showing number and description of carts, &c., manufactured in the Workshops					117
" 28.	Statement of new machinery purchased for Workshops					117

APPENDIX III.

• Report of the Sub-Assistant Inspector of Schools, Georgetown Range	118—119
Educational Statistics	120

APPENDIX IV.

Report of Royapettah Hospital	121
" Chintadripet Dispensary	121—122
" Washeranpet Dispensary	122—123
" Bauliah Naidu Dispensary	123—124
" Rajah Sir Ramaswami Mudaliyar Maternity Hospital	124—125
" Sri Kanyaka Parameswari Dispensary... ..	125—126
" Kalyani Hospital	126—127
" San Thomé Dispensary	127—128
" Venkataramana Dispensary	128
" St. Thomas Convent Dispensary	129
" Victoria Hospital for Caste and Gosha Women	130—132
Statement showing the diseases treated in hospitals and dispensaries	134—135
Statement showing the attendance of patients treated, the income and the expenditure of hospitals and dispensaries	136



INTRODUCTION.

Interest in a report published five months after the events of which it deals, naturally abates : after four years' experience in the preparation of these Administration Reports I myself find that the most interesting occurrences of a given year are generally those belonging to the years which follow. The statement perhaps betrays my nationality but rightly considered is not altogether unintelligible. The delay is not due so much to the intrinsic difficulties of the Corporation accounts as to the extremely liberal measure of time allowed by the Municipal Act for their preparation and adjustment : it is to be hoped in future more attention will be paid to para. (1) of Section 30, which lays down that the Administration Report shall be prepared "as soon as may be after the first day of April", than to para. (2) which prescribes its submission to Government "not later than the last day of November." In respect of the actual works of the Corporation this habit of delay has indeed one slight advantage to counter-balance its many drawbacks ; allotments do not lapse automatically on March 31st, and consequently works need not be rushed through with insufficient supervision in the last month of the financial year. On the other hand our contractors, who I fear in respect of their promises of promptitude "bee subtile people, and doe not alwaies speake the trueth," are encouraged in dilatoriness, and hence our closing balances give to us an apparent opulence which we are far from possessing in reality.

In one particular respect the form of our accounts admits of improvement. Hitherto it has been customary to show under the head of Capital Expenditure only the disbursement of money obtained by loan or as a grant from Government. This is misleading : in every year money is expended from revenue on objects which remain as permanent assets of the Corporation. A casual reader might infer from the accounts of 1917-18 that in that year we spent 2.39 lakhs of our revenue in lighting Madras. We spent the money, it is true, but more than half this expenditure is merely a transmutation of rupees into more durable electric cables and lamp posts. Similarly the cost of machinery purchased for the purpose of road-making is not properly debited to the maintenance of roads : a year's expenditure on education may be artificially inflated by inclusion of money spent on the building of a school which will last for many years. Sums thus utilised will be shown in future in lump as a transfer from Revenue to Capital, and accounted for under the latter head.

Of a closing balance (Revenue) of Rs. 8.78 lakhs, Rs. 7.21 lakhs have been carried over from preceding years. About one lakh represents Government grants for particular purposes : this money is not a true balance, and by this time most of it has been applied to the purposes for which it was given ; money due and paid in respect of works not fully complete or not actually billed for by March 31st, may account for about one lakh more. The remainder, Rs. 6.78 lakhs, is at the disposal of the Corporation, a comfortable sum, but one which in the near future will have to meet some heavy claims. A loan of Rs 14.30 lakhs taken in the years 1869-73 is due for repayment in the years 1919-23 ; a sinking fund has been provided in Government paper to the full face value of the liability, but unfortunately this paper has depreciated to the extent of 33 per cent. or even

more, and the depreciation needs provision. Although the original estimates for water and drainage works have been cut down by no less than a crore, the minimum sum still required to put into working order the smallest drainage system that will appreciably benefit the city is Rs. 28 lakhs, and for this capital sum interest and sinking fund, which will ultimately amount to Rs. 3—4 lakhs *per annum*, must be provided. I say "must be" for to call a halt now means, from the point of view of money, waste of very large sums already buried in the ground in the shape of sewers which cannot be utilised unless completed, and a more serious if not so immediately perceptible waste of public health and life. To quote particular examples of the inconveniences consequent on non-completion of the work in hand, the new Purasawakam sewers cannot work at all until the Purasawakam pumping station is equipped with engines, and until the pumping main from that station to the sewage farm is completely laid; the Buckingham Canal in the neighbourhood of Ice House Road must continue to be a pestiferous nuisance until new engines at Ice House Road Station relieve it of a chronic overflow of sewage; the new sewers leading to Napier Park Station are in danger of silting up, so long as the old Napier Park engines are insufficient to empty them promptly. The respective differences between effective drainage, ineffective drainage, and no drainage at all, can be seen in concrete form by inspection of the three northern divisions, the Ice House Road district, and the Purasawakam area known as the Hospital Plain. In the first-named area the main streets, along which sewage formerly flowed in black sluggish streams, are now dry and clean: the death-rate, which in the quinquennium 1912-16 far exceeded the mean of the whole City, is now in the first division very slightly above the mean and considerably below it in the third. In the second division, one notably poor and unclean, the death rate for 1917 unfortunately is 51.4 *per mile*. But the average death rate there for a period of nine years up to 1914 was 56 *per mile*, while the average of the last three years has been 48.7. In the second area the Buckingham Canal is sufficient witness: in the third, the Hospital Plain is newly laid out in broad streets of fairly substantial houses, but the sewage of these streets merely gravitates to the lowest point without finding any effective disposal.

So much for our main liabilities. Revenue for the year 1917-18 exceeded expenditure by Rs. 1.57 lakhs; by somewhat less if bills actually paid after March 31st, be taken into account. To this surplus the main contributory factors were, increased demand of about Rs. 98,000, and collection of Rs. 92,000, under combined "taxes on property." Under these taxes, or for all practical purposes tax, the Madras ratepayer most sadly groans, yet it can hardly be said in sober truth that he is overtaxed, or indeed very heavily taxed. The permissible maximum of such taxation is at present $18\frac{1}{2}$ per cent., equivalent to a rate of less than four shillings in the pound; the tax is levied on actual returns; appeals infrequent and more infrequently successful show that assessments in the main are justly made; and assessments of new buildings account for nearly one-third of the year's increase. It is often said that in certain other large municipalities in India, the tax on property is lower; the Madras Corporation in reply may point out that these municipalities levy, in addition to a property tax, certain taxes on property "for services rendered," which fact represents a distinction rather than a difference, and that, in any case, valuations in such towns so far exceed those of Madras that a very much lower percentage of taxation yields an

incomparably greater income. Madras needs a certain revenue for its municipal life ; it must obtain that revenue : there is no other way of stating the case. In one respect indeed the ratepayer of the city proper has a grievance, which, so far as I know, he has not yet discovered nor given utterance to. Madras with no natural obstacles in the way of its expansion has straggled so widely that it is a most expensive town to administer. Miles of water pipes, of electric cables, are needed for the service of thinly scattered houses ; conservancy carts must travel miles to collect the refuse of an occasional bungalow. The New Municipal Act just published fixes no maximum of rating : it is a matter for serious consideration whether in future the percentage of rating should be the same in all geographical areas of the city.

Of one palpable opportunity for retrenchment of expense or for increased earning, the Corporation has decided to avail itself. The water-supply of the city is designed to supply 25 gallons *per head per day* to the population. Consumption has gradually exceeded this estimate : it rose to an average of 27 gallons throughout 1917-18, and to about 32 gallons in the first months of 1918-19. Hitherto a free allowance of 160 gallons per month per rupee of valuation has been allowed ; for water taken in excess a charge of annas 12 per 1,000 gallons has been made. From October 1st, 1918, the free allowance will be restricted to 100 gallons per month per rupee of valuation ; the charge for exceeding this allowance will be raised to rupee one per 1,000 gallons. It cannot be said that this change will involve undue hardship : several instances have been obtained of houses which kept within their free allowance, but which, considered with reference to the number of people inhabiting them, consumed water at the rate of over 100 gallons *per head per day*. It is hoped that the change will effect a considerable yearly improvement in the finances of the Corporation.

The Works Department in the year 1916-17 effected rather more than the figures of the report show. For the roads but 646,000 c. ft. of metal are shown as supplied : in reality some 200,000 c. ft. arrived towards the close of the year, and were utilised and paid for in the opening months of the new year. The school at Yedapalayam though not actually completed is in a fair way to completion ; so are the Dhobikhanas at Chetput and Robinson Park. The Pail Depot at Royapuram has been completed. Considerable progress has been made in the clearing, and new lay-out of Suparigunta Paracherri. The experiment, proposed in last year's report, of laying tar macadam in Malayaperumal Street has been carried out. The street offered almost every possible natural obstacle to success. It is so narrow that cross rolling was impossible, it has one extremely awkward double bend, it is so thronged with traffic that it never could be closed effectively. The road surface now looks well ; whether it will prove lasting, experience must show. Across Laws Bridge a concrete road 6 inches in depth has been laid ; such roadway is presumably durable, but expensive and necessarily slow in the making. In general the city roads, over which, I imagine, I travel as much as most people, have been maintained at a very respectable level of excellence, but constant building changes as yet impede the provision of completely satisfactory main thoroughfares. The front Beach Road, for example, should have a permanent surface, preferably of concrete to withstand the heavy traffic, but large and important buildings are projected in this locality, and entail the constant cutting up of the road for water, drainage, and electric connections.

Mention of electricity suggests the observation that, although in 1917-18 only 274 electric lights were added to the city, the electric stores received in that year should ensure a marked improvement in 1918-19. Negotiations are in progress for the construction of a siding at the Pallavaram quarries and of a stone depot in the centre of the city, whereby the Corporation may be enabled to fulfil its intention of taking the supply of road metal entirely into its own hands. But things in India move slowly, and I begin to entertain doubts as to whether this step will have been rendered entirely feasible by the end of 1918-19.

In the matter of *Education* the Corporation had under consideration during the year an important proposal to which it gave effect in the first week of 1918-19. The pay of our school teachers has been raised to something resembling a living wage : provided with a livelihood our teachers should in future be able to devote more attention to their daily work and less to the search for daily bread. The Corporation has further decided to appoint a special supervisor for its own schools—he has been chosen from the Educational Department and his arrival is daily expected—and, recognising in the price of land an almost insuperable obstacle to its programme of building 40 schools, has resolved to complete the number by renting buildings if possible throughout the city. Complete default of the contractor is responsible for the non-existence of the Hope Lodge school, for which the late Mr. P. Parthasaradhi Nayudu pleaded so long and so earnestly.

But, as I observed last year, the main interest of Corporation work centres in the Health Department. If people cannot live, roads, drains, water, education, are to them matters of small importance. The energy of the department continues unabated ; that the death rate rose by 4 *per mille* in the year 1917 I cannot impute to any avoidable fault of Dr. Raghavendra Rao or of his staff. More interesting and more lamentable than what happened seven months ago is the fact that, since the commencement of 1918, the death rate has seldom, if ever, been below 40, *per mille*, and for the week in which I write has risen to the alarming figure of 62 *per mille*. This last abnormal figure we may safely attribute to the “Bombay fever”, or Influenza, which at present is sweeping over India, and of which we may hope for riddance in no very long time ; but to a death rate of 40 and above in Madras, I fear that certain quasi-permanent causes contribute.

In the first six months of 1918, 1,422 more persons died than in the corresponding six months of 1917. Of this number 1,025 were children of four years and under, and old people of 60 and above, a fact which lends probability to the Health Officer's theory that higher prices, consequent on war, are having a serious effect on the poorer classes of the population. In this same period 194 more persons died from bowel complaints than in 1917. For 18 months scarcely a week has passed without one or more cases of small-pox. I doubt if this last fact implies a really greater prevalence of the disease than in former years. After watching for four years the causal acceptance by the poorer classes of small-pox as an unavoidable visitation of Providence, and their disposition to conceal, or at least not disclose, cases occurring amongst them, I look with some suspicion on the figure of bygone days, and incline to the belief that small-pox now figures more largely in our mortality returns because of the greater diligence of the Health Department in searching it out. As in 1917 a

relatively sharp outbreak of cholera at the close of July 1918 gives cause for alarm; but if it can be stamped out as successfully this year as last no very great harm will have been done. These are the phenomena of municipal ill-health: the Health Department may tinker at them and at times effect a temporary improvement, but until the Corporation can cut away the underlying causes I fear that they will constantly recur. Such causes I shall call by hard names (1) ignorance and apathy of the people, (2) greed and incapacity of landlords, (3) poverty and inefficiency.

Of the first cause I have no desire to make too much. It is not just to blame a man for being ignorant if he has never had the chance of education, for being apathetic towards a sanitary life if all his energies are perforce concentrated on the obtaining of the barest needs for life at all. But in support of the Health Officer's concluding remarks I may quote certain weighty observations of the *Hindu*: "There are people who must be considered educated who are absolutely oblivious to the danger of insanitary conditions, who tolerate, if they do not actively encourage, unwholesome surroundings, and who personally ignore sanitary precautions.....In India extreme and punctilious personal cleanliness is often associated with an environment extremely hazardous to health." These words are true: I find that many people who build themselves quite comfortable and hygienic houses frequently need the strongest compulsion ere they will spend an extra sixty or seventy rupees on connecting their house drains to the public sewer. Yet the sanitary conscience of the people is improving: if only the rate of improvement could be quickened!

Of the greed of landlords my daily scrutiny of building plans affords me sufficient proof. The Corporation has laid down certain *minima* of space, light and air. It is a struggle to obtain these *minima*: to the plea for anything a little better than what the law permits the reply that such betterment means loss of profit is thought sufficient. I remember visiting with the Health Officer a certain house in a respectable street. The time was March or April, and the sun was blazing as it can blaze at that season. Even so I required a lantern before I could make out the entrances to sundry dens in which human beings were herded together.

Of the third cause I forbear for the moment to speak. To remedy ignorance the Corporation can do something with its schools. But the three R's by themselves will not suffice; "experience, even natural probability, declares that the grand-children of the occupants of these dens must be sickly, poor and stunted wretches, whom no school teaching, however excellent, can save from physical decrepitude."

With the greedy or incapable landlord it may be thought that the Corporation has power to deal. These powers on examination are seen to be inadequate. The law provides that any person wishing to lay out a street must first level, pave, metal, drain and light the same to the satisfaction of the President. This obligation has hitherto been easily evaded. A person with building sites on his hands sells such at various times to various persons, and washes his hands of the matter. No single person remains responsible for the street. The Corporation must create the street, and at times buy from the several purchasers

A
ground wherewith to make a sufficient street. Herein is seen an apathy of the people ; why should any one buy a house site, if the seller cannot show a sufficient means of access to it? But suppose the vendor does leave vacant ground capable of being formed into a street. If he will not set the street in order, the Corporation can do the work and recover the cost thereof, *but only from the occupants of the street in proportion to the frontage of their respective buildings*. In the meaner streets such occupants are often miserably poor: nothing *can* be recovered from them ; and the landlord safeguards himself and them by another ingenious device. The buildings or building lots are let out with a provision that the occupants may be evicted at thirty days' notice. If A, and through A his landlord, be troubled, A is evicted ; B takes his place, to be followed in turn by C ; there is never any permanent person on whom responsibility can be fixed. In one case where the Corporation purchased land to widen the wretched lane serving for approach to a nest of hovels the landlord asserted vehemently, but, so far at any rate, unsuccessfully, his right to build over the space originally left vacant.

4
Turn to individual houses. X, a woman, owned, I believe, a spacious lot in a street of Purasawakam. She sold this lot, reserving at its southern end a passage some two or three feet wide leading into a rectangular space of twelve to fifteen feet in breadth. Herein were lairs constructed and tenants received. The Health Officer condemned this establishment towards the end of 1916. With promises of improvement and sanctioned plans the matter dragged on until the middle of 1917. X was then prosecuted and fined Rs. 5. After further attempts at reform X was again prosecuted in March 1918, and fined Rs. 5 in June. In this place the present outbreak of cholera started. The Health Officer is now seeking for X with a summons which will lead to a third prosecution and, it is to be hoped, to a more effective punishment. So flourish and abound the slums of Madras. The inhabitants thereof are in worse case than the Health Officer's photographed street-dwellers and squatters. For these, if they suffer from the inclemency of the weather, at least get the benefit of sun and air : the *paracheri* hovel will not keep out the rain, and stink and pestilence are about it and around it. I know many *paracheries* ; if I devote a little space to Cox *Paracheri* it is rather because my occupations have recently led me there than because it is noticeably worse than many others.

7
Cox *Paracheri* is on the banks of the Cooum. It is low lying, practically undrained, and, as at present constructed, undrainable. There people swarm like ants in an ant-heap, and at the present moment small-pox thrives exceedingly. There may be noticed : *item* (1), some rows of single roomed houses built of stone. Each single room probably conforms to the *minimum* space requirement, but, as the houses are back to back, there is no possibility of through ventilation. The rent of these desirable dwellings, if the tenants speak truly, has recently been trebled : to meet the demand each occupier is taking in a family or two as lodgers. *Item* (2): the eaves of a thatched house running to within a foot or two of the ground and met by a wall. In this wall a hole is cut giving access to an underground cave which serves some unfortunate as a dwelling place. *Item* (3) sundry houses mainly constructed of ratties, old clothes, and string, without washing places or possibility of drainage, and with the sillage water festering about them.

Much has been said in a desultory manner about the need for improving this place : some day its condition may be brought more forcibly to notice. For I found in the *paracheri* certain people of importance : the billiard-marker at one of the best known houses in Madras, a waiter from one of the big hotels, a hospital ward attendant, one or two jail warders, and dhobies not a few. Madras will begin to sit up and take notice when these people infect and kill their employers or some fairly prominent personage : in default of a better, a Municipal President or Health Officer might serve the good purpose. The Corporation has discussed the possibility of acquiring and remodelling such slums, but the enormous cost of land acquisition always stands in the way. I fail to see why it should be so. Why should the Corporation, the rate payer, pay money to an individual for permission to remove a danger to the public from his property ? If a Zamindar wastes his substance in riotous living the law will take from him his estate, set it in order, and hand it back to him after repaying itself all outlay and cost of supervision. The Zamindar merely wastes money ; the slum owner is wasting human life. If a landlord is greedy and will not, or incapable and cannot, maintain his property in a habitable condition, why should such property not be condemned, taken over by a public body, set in order, and returned to the owner when all outlay incidental to improvement, has been recouped ?

The slums need thinning out, and when the thinning has been done, space is needed for those evicted. There is plenty of space in Madras, but far too much space is wasted in huge bungalow compounds. These I once considered to be the chief amenity of Madras ; such they undoubtedly are, but only for the few who can afford them. And when the people are spread abroad they need cheap and easy communications, in other words, trams, to bring them to their daily work. More trams are a crying need of Madras ; people probably cluster in Cox *Paracheri* because it is on a tram line. It is a matter for congratulation that the widening of Government House and Penetentiary bridges has at length been approved, but in truth much precious time has been lost.

Of my third cause, the poverty and inefficiency of the people, I shall say just a word. Here is a note of Miss Veera Singh, our lady-doctor. "A very miserable looking infant, one year old but looking only half that age, all eczema and boils, was brought for treatment quite unclad. Two days later I asked the father whether the child was having a sufficient supply of milk daily. He replied ' Oh yes, quite enough ' very readily. Since the condition of the child did not confirm his statement, I asked him how much milk was brought for the child. ' Three pies worth both morning and evening ' was the very candid reply. He was a clerk drawing Rs. 15 per mensem and he had a family to support." Now what is the justification for employing a clerk on Rs. 15, and what is the justification for a clerk on Rs. 15 marrying a wife and begetting a family ? From the employer's point of view the service offered may often be inefficient, but undoubtedly there is far too much in Madras of " the false, unnatural and destructive system when the bad workmen is allowed to offer his work at half price, and either take the place of the good, or force him by his competition to work for an inadequate sum." The desire of the employed is to divide work that could be done by one energetic man among the largest possible number of inefficient, and

to divide a wage that could keep one man in decency into several wages just sufficient to keep a number from actual starvation. The Corporation, so far as its own office is concerned, is striving to amend this state of things by preparation of a scheme which will reduce the number of its employees, and thus provide a reasonable livelihood for those that remain ; but to carry such a scheme into effect will require time. Universal and entirely improvident marriage may be "the custom" of India; but nature pays not the smallest heed to anybody's "customs." So long as the poor Madrasi is content with mere escape from starvation—I found in Cox *Paracheri* one comparatively young man 'keeping quiet' on a private income of Rs. 4 per mensem, and another who having washed his head that morning, was unable to do any further work that day—so long as he marries and begets children with the insouciance of a rabbit, so long will the vital statistics of the city read appallingly. No Health Department that the wit of man may devise can prevent this.

I have written somewhat at length because, owing to impending legislative change in the constitution of the Corporation, this is probably the last report that I shall write as President. To the President of the future whoever he may be, I desire to leave some record, however lame and imperfect, of what I have seen in and thought about Madras, and at the same time I wish thus to express, if indirectly, my thanks to the Municipal Executive. In wishing the first elected President well in all respects I wish especially that he may obtain from his fellow Commissioners the support, and co-operation that they have given to me. They and I have disagreed violently at times ; it is as well that it should have been so, for the atmosphere of a mutual admiration society is not conducive to efficiency. And after all in the main essential we have agreed—in a desire to serve Madras to the best of our ability. I shall remember this desire of my fellow Commissioners ; I trust that they will keep the same memory of me, and forget the many things that I have said, written, and done amiss.

CORPORATION OF MADRAS, }
29th July 1918.

J. CHARTRES MOLONY,

President.

CORPORATION OF MADRAS.

Report of the President from 1st April 1917 to 31st March 1918.

Changes in the constitution of the Corporation.

Elections.

1. As required by Section 46 of the Madras City Municipal Act, 1904, the lists of persons qualified to be elected Municipal Commissioners and of those qualified to vote at such elections were revised, with the result that 514 persons were registered as eligible for election as Municipal Commissioners, and 12,071 as eligible to vote, as against 480 and 12,290 respectively in the previous year.

2. Two elective seats—one in the 2nd Division and one in the 3rd Division—which had fallen vacant in 1916-17 were filled up during the year under report, besides three seats in divisions 10, 13 and 20 which fell vacant during the year.

3. *Representatives of the Chamber of Commerce.*—The term of office of Mr. A. J. Leech who was appointed on 7th April 1914 expired on 7th April 1917; he was reappointed on 17th April 1917 and continued to hold office during the year. Mr. A. P. Symonds and Mr. A. J. Powell who were appointed on 18th July 1916 and 10th April 1917 respectively continued to hold office during the year.

4. *Representatives of the Trades Association.*—Mr. N. C. Rajagopala Chariyar, the Hon'ble Mr. C. H. Higginbotham and Mr. D. Morrison who were appointed on 27th March 1917, 6th July 1915 and 3rd April 1917 respectively continued to hold office during the year.

5. *Representatives of the Harbour Trust Board.*—The term of office of Mr. Mahomed Abdul Kuddus Badsha Sahib who was appointed on 2nd March 1915 expired on 2nd March 1918; he was reappointed on 5th March 1918.

6. *Representatives of the Madras & Southern Mahratta Railway Company.*—The term of office of Mr. J. F. Fawcett who was appointed on 15th December 1914, expired on 15th December 1917. Mr. B. Mopparappa was appointed in his place on 18th December 1917.

7. *Nominations by Government.*—The Hon'ble Sir Gordon Fraser, Mr. M. D. Devadoss, Mr. Yaqub Hasan Sahib, Mr. E. R. Osborne, Lt.-Col. C. Donovan, Mr. J. W. Crusha, and Lt.-Col. R. Bryson continued to hold office during the year. Mr. H. A. Hart who was appointed on 23rd March 1915,

resigned his seat on the Corporation on 19th May 1917 and Mr. H. W. Callaghan was appointed in his place on 12th June 1917.

Reinstatement.

8. Under section 54 of the Madras City Municipal Act 1904, the following Commissioners lost their seats on the Corporation by failing to attend either three consecutive general meetings or six consecutive meetings. They were reinstated under the proviso to section 55 of the Act:—

Name.	Date of loss of seat.	Date of reinstatement.
The Hon'ble Sir Gordon Fraser.	24th April 1917.	15th May 1917.
Mr. A. J. Leech.	21st Sept. 1917.	16th Oct. 1917.

Executive Officers.

9. I continued to hold the office of the President during the year except for the period from 11th August 1917 to 16th September 1917 and from the 4th November 1917 to 31st January 1918; on the former occasion, I was on privilege leave; on the latter on Military duty. Mr. T. Vijiaraghavacharya acted for me on the first occasion, Mr. H. H. Burkitt on the second.

Dr. K. Raghavendra Rao held office as Special Malaria Officer and Health Officer during the year. Mr. T. Vijiaraghavacharya continued to hold the office of the Revenue Officer till the 18th May 1917. Mr. S. Dandapani Aiyar, Asst. Revenue Officer was appointed as Acting Revenue Officer from 19th May 1917, and held the office till the afternoon of 20th August 1917, when Mr. M. Bazlullah Sahib Bahadur was appointed as Revenue Officer.

Mr. J. R. Coats held the office of Engineer during the year except for the period from 29th March to 25th April 1917 when he was absent on Military duty and Mr. E. R. Srinivasachariyar, Assistant Engineer, was in charge of the office of the Engineer in addition to his own duties. Mr. J. W. Madeley held the office of the Special Engineer for the design and execution of the Water and Drainage Works.

Meetings.

10. During the year the Corporation held twelve general meetings one adjourned general meeting, six special meetings and six adjourned special meetings. The average number of Commissioners including the President present at each meeting was 26 as in the previous year. The percentage of attendance to the sanctioned strength was 78 among the Divisional Commissioners, 54.5 among Institutional Commissioners and 59.5 among Nominated Commissioners.

11. The Standing Committee met 26 times.

Committees and Sub-Committees.

12. (1) *Building Regulations*.—A Committee appointed by the Corporation to consider and report on rules 14 and 15 of the Building Regulations requiring

the provision of one-third open space in the case of certain buildings recommended the adoption of certain revised rules drafted by the Engineer. These rules were approved by the Corporation on 2nd February 1915 with some modifications, and sanctioned by Government in G. O. No. 1957-M. Mis., dated 14th November 1917.

(2) *Water-supply to the City.*—(a) The Special Engineer proposed that an unmetered service be laid down as comprising one single tap placed in an approved position visible from the road and that a provision of Rs. 20,000 be made in the budget for 1916-17 for the purchase and fixing at the cost of the owners, of meters to be applied to first class service, new and existing. The Standing Committee recommended that the Special Engineer's proposal be approved, every house being allowed one tap free and houses with more than one tap being metered and that a provision of Rs. 20,000 required in connection with the fixing of meters at the cost of the owners, be made in the budget for 1916-17. A Committee consisting of the President, Messrs. P. Tyagaraya Chetti G. A. Natesan and K. N. Ayya Aiyar was appointed by the Corporation to select typical houses in the various divisions where meters at the cost of the Corporation might be fixed and to report on the amount of water spent usefully and of water wasted.

The Committee submitted a report stating that the consumption of water as recorded by the trial meters in most cases was excessive, the consumption for some of the houses approximating to 40 gallons per head per day, and that the Corporation could not supply water at this rate and should therefore adhere rigidly to the division of first and second class services suggested by the Special Engineer. The Standing Committee by whom the report was considered resolved that (i) Any person who will not have his tap or taps visible should have a meter on rent when the Corporation can provide meters and (ii) Individual water connections be granted only to houses rated at and over Rs. 10 per mensem. The recommendations of the Standing Committee were rejected by the Corporation at their meetings held on 20th March 1917.

(b) During the year it became impossible to supply filtered water equal in quantity to the consumption with a continuous supply. The Special Engineer expressed in June 1917 his inability to supply *filtered water* to the extent that the City demanded since the New Water-works were opened and wished to know what the Commissioners desired him to do under the circumstances.

A Committee consisting of the President, Messrs. T. Rangachariyar, J. W. Crusha, S. Guruswami Chetti and C. P. Ramaswami Iyer was appointed by the Corporation on 19th June 1917 to go into the question of regulation of supply of filtered water to the Madras City. As an experiment, an intermittant supply of water to the city was tried for a few days. This was started on July 1st. Pressure was increased from 5 to 8 A.M. The supply was cut off from 2 to 5 P.M.; it was then recommenced and continued until 11 P.M. when it was again cut off until 4 A.M. Owing to the numerous complaints received, it was decided to abandon this intermittent supply and to

augment the supply by adding unfiltered water to the filtered water. Continuous supply was restored on 12th July 1917. The committee consequently recommended to the public that all drinking water should either be filtered in the house or boiled. These recommendations were considered by the Corporation on 17th July 1917 who resolved that the water thus supplied with the result of the analysis of Guindy Institute should be sent to Lt.-Col. Donovan and Lt.-Col. Bryson to see if any further reference should be made to other experts. On 5th September 1917 the Corporation resolved "That the Government be requested to move the Government of India for deputing Lt.-Col. Clemesha (or in case he is not available to depute Col. Cornwall or other suitable expert) at an early date to inspect and report on the Madras Municipal Water-works and the City water supply." Government in their order No. 1576-M., dated 15th September 1917 appointed a committee consisting of Surgeon-General Bannerman (President) Mr. W. A. Justice, I.M.S., Sanitary Commissioner and Mr. W. Hutton, Sanitary Engineer to examine carefully the present system and suggest remedies where necessary. The whole question is now under the investigation of the committee.

(3) *Drainage By-laws.*—A sub-committee consisting of the President, Messrs. G. A. Natesan and K. N. Ayya Aiyar was appointed by the Standing Committee at their meeting held on 9th July 1915 to report on the alterations in the draft drainage by-laws proposed by the Special Engineer. The sub-committee recommended that the alterations be approved, subject to certain modifications. This recommendation of the sub-committee was approved by the Standing Committee. The Corporation by whom the report was considered on 18th April 1916, appointed another committee consisting of Messrs. A. J. Leech, J. O. Robinson, T. Rangachariyar, P. V. Doraiswami Mudaliyar and P. Theagaraya Chetti to consider these by-laws more carefully. This committee recommended certain further alterations. The Corporation at their meeting held on 18th July 1916 recommended that the by-laws as amended by the committees be worked tentatively for a period of one year.

The Government approved the by-laws subject to certain further alterations. The by-laws, as finally approved by the Corporation were sanctioned by Government in G. O. No. 750-M. Mis., dated 8th May 1918.

(4) *Retrenchment in Corporation Establishments.*—A committee consisting of the President, Messrs. P. Theagaraya Chetti, A. J. Leech, T. Rangachariyar, Yaqub Hassan Sahib, G. A. Natesan and J. F. Simpson was appointed by the Corporation on 10th March 1916 to go into the question of retrenchments with reference to Corporation establishments and to report as early as possible. The report submitted by the Committee was considered by the Corporation on 15th May 1917 and 2nd October 1917. The Corporation decided that no appreciable reduction was possible.

(5) *Quarrying Road Metal.*—A Committee consisting of the President, Messrs. G. A. Natesan, Muhammad Usman Sahib, C. Ramanujam Chetti, P. Parthasarathy Naidu, A. P. Symonds and J. W. Crusha was appointed by the Corporation on 20th March 1917, to go into the question of the Corporation

quarrying its own requirements of road metal. The general conclusions of the committee were (1) that it would be well for the Corporation at the close of the present contract to work the quarries departmentally, (2) to buy and instal crushers, (3) to arrange for railway sidings and (4) to set up an Asphalt-Macadam plant. The recommendations of the committee were approved by the Corporation on 22nd August 1917.

The Corporation permitted the City Engineer (Mr. J. R. Coats) to go to Calcutta to make a special study of the Tar-Macadam making plant, which he accordingly did in September 1917.

In pursuance of the above recommendations, two small second hand crushers at a cost of Rs. 1,000 and two big second-hand crushers at a cost of Rs. 12,000 were purchased, also rails, fish plates etc., required for laying Railway sidings at Minambakkam and Pallavaram were obtained from Messrs. Tata & Sons, Bombay, through the agency of South Indian Export Co., Ltd., Madras. An estimate for Rs. 33,600 for manufacture and installation of an Asphalt Macadam Plant was sanctioned and the work of manufacture is in progress in the Corporation Workshops.

(6) *Corporation Workshops and Stores.*—A committee consisting of Messrs. Muhammad Abdul Kuddus Badsha Sahib, A. J. Powell, J. W. Crusha and C. Ramanujam Chetty was appointed by the Corporation on 21st September 1917, to examine and report on the working of the Corporation Workshop and Stores. The Committee were of opinion that the workshop and stores were in good order, that possibility of fraud and theft was very small but that the means adopted to secure this end were unnecessarily cumbrous and therefore recommended that the Engineer should in consultation with the business firms in Madras and with the committee referred to above, submit a scheme for administration on a commercial basis, so far as possible, of the Corporation workshop and stores. The recommendations of the committee were adopted by the Corporation on 20th November 1917.

(7) *Corporation land in Aminjikarai.*—A committee consisting of the President, Messrs. T. Rangachariyar, A. J. Leech, P. Thyagaroya Chetti and P. M. Sivangnana Mudaliar was appointed by the Corporation on 20th November 1917, to advise the Corporation as to the desirability of selling the land in Aminjikarai and Priakudal villages originally acquired for an Isolation Hospital but not now required for that purpose. The committee recommended that the land should be retained and their recommendation was approved by the Corporation on 19th February 1918.

(8) *Drinking-water supply to Surapet Village.*—The village of Surapet had an irrigation tank which supplied drinking water to the village. This tank was absorbed in the Red Hills tank when the latter was enlarged about the year 1868. A small pond was excavated where the Madras supply channel passed nearest to the village, and the pond was connected with the supply channel. The village received its water-supply thus for some 40 years, until the open channel was replaced by an underground conduit. The villagers petitioned to

the Corporation on 7th February 1910 to supply water to them from the new conduit. The Corporation were unable to grant this request. The question then arose as to whether the Corporation or the Chingleput District Board would be responsible for the supply of water to the village. The matter went up to Government who decided that, in any case, water would have to be supplied to the village, and the Corporation was asked in Memorandum No 5611-1/M, dated 1st September 1917 whether pending the settlement of the question as to who should bear the cost, it would be prepared to execute the work needful to supply the village.

(9) *Primary Education*.—A committee consisting of the President, Messrs. T. Rangachariyar, H. W. Callaghan, Yakub Hasan Sahib, C. Ramanujam Chetti, P. Theagaroya Chetti, G. A. Natesan and K. C. Desikachariyar was appointed by the Corporation on 19th February 1918, to consider and suggest a scheme for the extension of primary education in the city of Madras so as to make it free within the next five years. The committee made certain recommendations, the chief amongst which were the abolition of the fees in the Corporation schools, increase of the salaries of the Corporation teachers and appointment of a Superintendent to be in charge of the Corporation schools. The recommendations of the committee were adopted by the Corporation on 19th March 1918 and 11th April 1918.

(10) *Draft City Municipal Bill*.—The Government of Madras referred the Draft of the Madras City Municipal Bill in Memorandum No. 28-M, dated 8th January 1917 for remarks and suggestions of the Commissioners. The Bill was considered in committee at several General Meetings and at Special Meetings of the Corporation and the views of the Commissioners on each point of the Bill were submitted to Government in June, 1917.

Resolutions of the Corporation.

13. The following are among the more important resolutions passed by the Corporation during the year :—

(1) *Establishment*:—The Corporation resolved on 24th April 1917 and 15th May 1917 that the grain compensation allowance drawn by the inferior servants of the Corporation both permanent and temporary be consolidated with their pay and an increase of rupee one per mensem be granted to them in addition with effect from 1st April 1917, and that the inferior servants both permanent and temporary who were not entitled to the grain compensation allowance, be granted an increase of rupee one in their pay with effect from 1st April 1917.

(2) *By-law No. 81*:—The Corporation recommended that the existing by-law No. 81 be amended so as to read as follows :—

“On the occurrence of any dangerous disease in his house, he shall forthwith report the same to the Health Officer or the Sanitary Inspector of the division and shall cease carrying on the trade of paddy boiling till the place is declared free from infection by the Health Officer and he shall not sell any rice till such place is declared free from infection.”

The proposed amended by-law was duly published under Section 412 of the Act and it was finally approved by the Corporation on 20th November 1917, and confirmed and sanctioned by Government (G. O. 2117-M. Mis., dated 7th December, 1917).

(3) *Government Brick and Lime Kilns* :—The Corporation passed the following resolution on 17th July 1917 :—

“The Commissioners regret the continuance of the nuisance caused by the Government lime kilns on Poonamallee Road and they recommend to the President of the Corporation that early steps should be taken to stop the nuisance.”

The Government to whom the resolution was communicated have stated that the land required for locating the brick fields outside the Municipal limits has been acquired and an estimate for the removal of the brick-fields has been sanctioned and that all possible expedition is being made towards the shifting of the brickfields outside Municipal limits (P. W. D. Memorandum, No. 6081-C., dated 28th September 1917).

(4) *By-laws for the Regulation of Lodging Houses* :—Draft by-laws for the regulation of lodging houses in the city to replace the existing by-laws framed under Clause 25 of Section 409 of the Madras City Municipal Act, 1904 were approved by the Corporation at their meeting of 15th January 1918. They have been submitted to Government for preliminary approval.

(5) *Corporation Model Schools for all classes of people* :—The Corporation passed the following resolution on the 15th January 1918 :—

“That the doors of every Corporation Model School in the city be thrown open to all children alike irrespective of their colour and creed.”

(6) *Sub-Assistant Surgeons for Infectious Diseases Hospitals*.—The Corporation approved on 1st March 1918 the proposal that they should appoint their own Sub-Assistant Surgeons to be in immediate charge of the Infectious Diseases Hospitals at Krishnampet and Royapuram on a salary of Rs. 115 each per mensem inclusive of all allowance, contribution, &c., on two yearly agreements without private practice.

Revenue Administration.

14. The total net increase in the current revenue under the principal taxes amounted to Rs. 1,40,895-8-3 as against Rs. 1,15,756-2-1 in the previous year, excluding Rs. 73,414-15-9 due to the increase in the rate of lighting tax from $1\frac{1}{4}$ to 2 per cent. in the previous year.

15. The number of warrants issued in the year under report was only 408 as compared with 1020 in the previous year. A sum of Rs. 224-5-10 including Rs. 21-8-2 under arrear was remitted under Section 117 of the Act, the owners being in those cases too poor to pay the taxes.

Finance.*Capital Account.*

16. The year opened with a balance of Rs. 1,40,468-7-7. The Corporation received a loan of Rs. 4,00,000 and a grant of Rs. 1,50,000 from Government for improvement of water-supply and drainage. Rs. 5,252-1-0 was realised as interest on investment of surplus funds and Rs. 19,440-7-1 was recovered on account of advances made in the previous years. Rs. 3,215-6-11 was transferred from the revenue account to meet the excess expenditure incurred on extension of electric lighting in the previous year. The total receipts including the opening balance amounted to Rs. 7,18,376-6-7. The amount spent on construction of buildings was Rs. 5,788-12-7 and that on improvement of water-supply and drainage Rs. 5,97,175-13-5, thus making a total of Rs. 6,02,964-10-0. The balance-left at the close of the year was Rs. 1,15,411-12-7.

Revenue Account.

17. The balance at the beginning of the year was Rs. 7,99,321-2-11 as compared with Rs. 7,85,424-3-7 in the previous year. The revenue from all sources, exclusive of a special grant of Rs. 1,00,000 from Government for sanitary works amounted to Rs. 33,11,014-12-9 against Rs. 31,38,719-6-5 in 1916-17, thus showing an increase of Rs. 1,72,295-6-4. Towards this income Municipal Taxes contributed Rs. 23,57,430-13-11 and Municipal fees and Miscellaneous receipts Rs. 9,53,583-14-10 as compared with Rs. 22,44,355-6-11 and Rs. 8,94,363-15-6 respectively in the previous year. The total expenditure amounted to Rs. 33,32,338-14-8 against an estimate of Rs. 34,96,700 and against the actuals of Rs. 32,22,822-7-1 in 1916-17. The balance left at the close of the year was Rs. 8,77,997-1-0.

Tax on Professions, Arts, Trades and Callings under Section 120.

18. The gross current demand under this head of taxation was Rs. 1,93,255-0-0 as against Rs. 1,75,202-8-0 in the previous year. There were no remissions or reductions. The number of items of assessment was 13,296 as against 13,125 of last year.

The current collections of the year amounted to Rs. 1,90,662.

House, Water and Drainage and Lighting Taxes combined.*Current.*

19. The gross increase of Rs. 98,733-9-5 over the net demand of the previous year was due to revision of assessments made during the year, as detailed below :—

(1) Rs. 27,284-12-5 was due to general revision of assessments in parts of Divisions 17, 18, 19 and 20.

(2) Rs. 15,932-3-10 was due to the enhancement of assessments on buildings on account of alterations and improvements thereto.

(3) Rs. 29,173-11-3 was due to the assessments imposed on new buildings.

(4) Rs. 26,342-13-11 was due to enhancement of assessments made in 1916-17, which had effect only for one half year in that year, against a full year in the year under report.

20. During the year, 7989 notices were issued under Section 137 on account of enhancement of valuations and assessments newly imposed, against 5466 in 1916-17 ; 60 appeals were preferred against these enhancements and assessments and 12 against the standing assessments making a total of 72 appeals against 205 in the previous year. In 33 cases, the assessments were reduced and in 39 cases the assessments were confirmed. Two appeals were preferred to the Presidency Magistrates under Section 175 of the Act against the decision of the Appeal Board and both were dismissed.

21. The net current collections amounted to Rs. 19,08,502-10-8 against Rs. 18,06,833-4-10 in 1916-17. The balance outstanding at the end of the year was Rs. 32,318-8-4 as against Rs. 32,371-5-5 at the end of 1916-17. The percentage of collection to demand was 97.64 against 97.34 in the previous year. Only 320 warrants were issued as against 783 in the previous year.

Arrear.

22. The arrear balance at the beginning of the year was Rs. 33,573-8-0, which by subsequent amendments was raised to Rs. 36,519-4-11. Of this demand, a sum of Rs. 30,467-2-8 was realised during the year and Rs. 1,498-10-6 was remitted on account of vacancy and other causes and Rs. 21-8-2 was remitted under Section 117 of the Act. The balance left outstanding at the end of the year was Rs. 4,531-15-7.

Tax on vehicles with springs and on animals under Section 150.

23. The net demand under this tax amounted to Rs. 1,22,786-4-0 against Rs. 1,16,250-4-0 in the previous year.

24. The current collections inclusive of Rs. 3,761-12-0 received in advance for the ensuing year, amounted to Rs. 1,13,830-13-6. The net collections for the year were thus Rs. 1,10,069-1-6, which with Rs. 7,299 prepaid in the previous year on account of taxes due for the year under report, amounted to Rs. 1,17,368-1-6 against an estimate of Rs. 1,13,000. A sum of Rs. 13-8-0 was written off as irrecoverable. The balance left uncollected at the close of the year was Rs. 5,404-10-6. Of this sum, Rs. 3,120-2-0 has since been collected, leaving Rs. 2,284-8-6 for further recovery.

Tax on carts and other vehicles without springs under Section 153.

25. The demand under this tax amounted to Rs. 33,525 as against Rs. 32,340 in the previous year.

26. The current collections inclusive of Rs. 1,218 received in advance for the ensuing year, amounted to Rs. 32,916. The net collections excluding the advance

payment were Rs. 31,698, which with Rs. 1,599 collected in the previous year towards the demand of the year under report, amounted to Rs. 33,297 against Rs. 32,061 in 1916-17.

Tolls on vehicles and animals entering municipal limits.

27. The right of collecting tolls for the year under report was put up to public auction and sold for Rs. 50,100 as against Rs. 43,500 in the previous year.

Revenue derived from municipal property and powers apart from Taxation.

28. *Rent of Lands and Buildings* :—The demand under this head for the year was Rs. 39,620-2-5 against Rs. 38,272-4-6 in the preceding year. The collections amounted to Rs. 37,067-15-4 against Rs. 37,199-11-8 in the previous year.

29. *Moore Market* :—The income amounted to Rs. 19,504-6-8 against an estimate of Rs. 19,000.

30. *The New Guzily Bazaar* :—The collections amounted to Rs. 14,269-11-0 against an estimate of Rs. 14,000.

31. *License Fees on Timber and Firewood* :—The gross collections under this head amounted to Rs. 1,86,244-9-6, which includes a sum of Rs. 3,576-8-0 relating to the previous year paid by the collecting agencies during the year under report and excludes Rs. 3,407-11-6, being fees levied and received by the collecting agencies for March 1918 but not remitted to this office till after the close of the year. The corresponding gross collections for 1916-17 amounted to Rs. 2,09,876-7-5.

Refunds of fees on exports, granted during the year, amounted to Rs. 25,264-15-0 against Rs. 34,878-8 0 in the previous year. The net collections for the year stood at Rs. 1,60,979-10-6 against an estimate of Rs. 1,30,000.

In addition to the refund of Rs. 25,264-15-0 paid from the current collections on account of timber exported from imports made during the year, a sum of Rs. 32,945-1-0 was refunded from collections of previous years under the head of "Refund of other than current collections."

32. *Grass Farm, Tondiarpet*.—The farm was worked departmentally and the total receipts from all sources amounted to Rs. 53,268-13-11 against Rs. 46,463-14-4 in the previous year. There was a marked increase in the outturn of grass which was expected, as a result of improvements effected. The License Officer introduced a system of ploughing up small portions of the farm and allowing the ground to lie fallow for about a week, a measure which materially helped to increase the outturn.

During the year 226 head of cattle were seized and sent to the police pound against 502 in the previous year. The fall in the number of cattle that

trespassed into the farm was due to the appointment of an Assistant Bailiff, which resulted in better prevention of illicit grazing.

There was a curtailment of the farm during the year by 4 cawnies, 3 grounds and 236 sq. ft. by erosion of the sea. The working area was therefore reduced to this extent.

The total expenditure on the maintenance of the farm, amounted to Rs. 31,851-0-6 leaving a net profit of Rs. 21,417-13-5 against Rs. 18,284-13-2 in the previous year.

33. *Private Markets.*—There were 42 markets and the fees collected amount to Rs. 3,725 against Rs. 3,750 in the previous year. The figure Rs. 3,725 excludes Rs. 50 received in advance for the ensuing year.

34. *Fees for Licenses, Registration, etc.*—The fees collected under this head, amounted to Rs. 77,835-8-0 as detailed in Table No. 20, Appendix II, against Rs. 74,121-12-0 in the previous year. As in previous years care was taken to see that sanitary conditions as required by the by-laws were enforced on Licensees.

35. *Interest on Investments* :—A sum of Rs. 2,123-8-0 was realised as interest on the securities in favour of Rajah Sir Ramaswami Mudaliyar Maternity Hospital. The interest derived on investment of the surplus funds amounted to Rs. 34,828-11-10 under the revenue and capital accounts put together as compared with Rs. 23,577-2-7 in 1916-17.

36. *Grants and Contributions* :—Rs. 1,40,126 as detailed below were given by Government as grants and contributions during the year :—

- (1) Rs. 20,000 for the maintenance of the Mount and Poonamallee Roads ;
- (2) Rs. 4,219 for the repair of the bridges over the Cooum and Buckingham Canal ;
- (3) Rs. 2,000 towards the Zoological collections in the People's Park ;
- (4) Rs. 300 for the payment of batta to pregnant women in Rajah Sir Ramaswami Mudaliyar Maternity Hospital.
- (5) Rs. 13,607 compensation for withholding sanction for the issue of licenses by the Corporation for places used for the sale of spirituous and intoxicating liquors ; and
- (6) A special grant of Rs. 1,00,000 for sanitary works.

With the exception of No. 6 all are recurring grants.

37. *Payment for water supplied for non-domestic purposes.* (a) *Current* :—The demand under this head amounted to Rs. 1,39,434-1-0 against Rs. 1,47,838-4-7 in the previous year. Current collections came to Rs. 1,27,303-8-0 and Rs. 12,110-5-0 were outstanding at the end of the year against Rs. 14,043-4-0 in the previous year. Of this balance Rs. 3,173-6-0 have since been collected.

(b) *Arrear*.—The arrear outstanding at the beginning of the year was Rs. 14,049-4-0 which rose to Rs. 20,080-4-0 by supplemental charges made for the previous year. A sum of Rs. 19,817-12-0 was collected and Rs. 117-12-0 was remitted leaving a balance of Rs. 144-12-0 at the end of the year.

General Incidence of Taxation.

38. The incidence of taxation per head of population under all taxes including tolls was Rs. 4-8-9 against Rs. 4-5-3 in the previous year.

Advance Account.

39. At the beginning of the year, a sum of Rs. 1,57,570-10-1 was outstanding, of which permanent advances held by the several officers of the Corporation amounted to Rs. 1,13,360 and miscellaneous advances to Rs. 44,210-10-1. The "Permanent Advances" are represented almost entirely by the money invested in the stock at the Corporation Stores. The "Miscellaneous Advances" include payments made on account, amounts for which bills have been sent out, amounts paid in advance or in deposit but awaiting adjustment. During the year, miscellaneous advances amounting to Rs. 27,612-6-8 were adjusted and fresh advances were made to the extent of Rs. 225. "Permanent" and Rs. 14,201-12-4 "Miscellaneous." The advances outstanding at the close of the year were thus Rs. 1,13,585 under "permanent" and Rs. 30,799-15-9 under "Miscellaneous" or Rs. 1,44,384-15-9 in the aggregate against Rs. 1,57,570-10-1 at the end of the previous year.

EXPENDITURE.

Grant I—(Public Works).

Communications.

New Works.

40. Out of Rs. 16,340 provided in the revised estimate, Rs. 8,488 only were spent on the following important works :—

(1) The stone curbing for the footpath 4,200 ft. long from Springhaven Road to the Old Band Stand at Cupid's Bow, was completed at a total cost of Rs. 3,866 and a tender for Rs. 7,900 was accepted for providing a retaining wall to the same, setting back lamp posts, etc., and the work is in progress.

(2) Lands were acquired at the following places :—

(a) In Tondiarpet for connecting Kathbada Street with Cochrane Basin Road, 3rd Division.

(b) In George Town for widening Saravana Mudali Street.

(c) In Triplicane for widening the road at the junction of Pycrofts Road with Feroz Saib Street, 18th Division.

and (d) In Egmore for rounding off the corner at Velayuda Chetti Street and Subroya Mudali Street, 13th Division.

Improvements to roads by shifting posts were effected at the junction of Hunters Road and Vadhyar Canda Pillai Street, 11th Division, and at Lloyds Road junction of Royapettah High Road, 19th Division.

The decrease in expenditure under this head is due to the acquisition of land for widening Venkatesa Naick Street, Triplicane, at a cost of Rs. 3,000 having been under correspondence throughout the year and consequently not paid for and to the anticipated expenditure to an extent of Rs. 4,000 for providing a retaining wall to the footpath in North Beach Road not having been incurred during the year.

41. *Private Streets:—Lands.* (1) in Perumall Coil Garden Street and Anna Pillai Street, 8th Division, (2) in R. S. No. 671 of Perambore at the end of Old Powder Magazine Road at Vyasarpadi, 10th Division, and (3) in R. S. No. 56 of Nungambakam (Majid Mahomed Dowlah Garden Paracheri), 15th Division, were taken over by the Corporation under Section 246 of the Act and declared as public streets. The formal acquisition of the portions in R. S. Nos. 1284-2, 1291, 1292-1, 1294, 1296 and part of R. S. No. 1289 of Triplicane (Sirdar Jungs Garden) referred to in the previous report, is still under progress.

Repairs.

42. The total expenditure incurred for the maintenance of roads, bridges, culverts, payments for crushers, Asphalt mixing plant, etc., was Rs. 3,49,824 against the revised estimate of Rs. 3,61,100 the decrease in expenditure being due to the cost of reform of roads completed, but not paid for within the year.

43. *Reform and Repair of Roads.*—During the year, 2 miles 3 furlongs 192 yards of unmetalled roads, were metalled for the first time. The number of squares (100 sq.ft.) laid in the reform of roads was 47,747·76 which is equivalent to 45·21 miles of roads 20 ft. wide, against 43·46 miles of roads reformed in the previous year. The increase in total length of roads reformed is partly due to the fact that more laterite was used this year than last year. (*Vide* details in Table No. 17 Appendix II).

The quantity of materials used in reform and in patching of roads was as follows :—

		B.Granite. C.ft.	V. Granite. C.ft.	Laterite. C.ft.
Reform	1917-18.	6,45,966	1,11,048	6,69,888
„	1916-17.	7,02,782	2,41,283	4,71,563
Patch	1917-18.	1,08,807	11,421	57,919
„	1916-17.	1,29,807	13,697	62,354

The cost of reform including materials, carting and laying but exclusive of rolling was Rs. 1,79,514. The 45·21 miles of roads reformed cost Rs. 3,970 per mile as against Rs. 3,997 in 1916-17.

The areas of roads of different thickness reformed with granite are as follows, the figures being squares in each case.

	6"	5"	4"	3"	2"
1916-17.	2,518	24	11,520·25	15,959·30	2,443·50
1917-18.	908·80	...	9,491·81	14,499·25	3,089·80

44. *Tarring Roads.*—Two lengths of roads amounting to 2 furlongs and 77-1/3 yds. were tarred for the first time and five other roads amounting to 1 mile 4 furlongs and 100 yards were retarred. At the end of the year, the total length of tarred roads in the city was 9 miles 6 furlongs and 77-1/3 yards. The import of tar from England was prohibited during the year.

Asphalt Macadam work was done departmentally in Malayaperumal Street, Georgetown, as an experimental measure at a cost of Rs. 4,774. Sufficient time has not elapsed to express an opinion on the subject on the basis of this experiment.

An experimental concrete road surface over Laws Bridge 345 ft. long was laid at a cost of Rs. 4,505, the Madras Electric Tramways having kindly lent their concrete mixer.

45. *Bridges and Culverts.*—The work of painting the Napier Bridge in South Beach Road, (2) constructing side passages for pedestrian traffic for the bridge at Farrens Road, and (3) overhauling and reconstructing Mundacanniamman Coil Bridge, were commenced late in the year and are under progress.

Culverts at the junction of Manicka Chetty Street and Perambore Barracks Road and at the junction of Mc. Nicholas Road and Dares Garden were constructed and minor repairs to the culverts at the junction of Ritherdon Road and Letangs Road, 12th Division and in DeMellows Road Burial Ground, 14th Division were effected during the year.

Buildings.

New Works and Repairs.

46. The following table shows the provision made under this head in the revised estimate and the expenditure incurred during the year :—

			Revised Estimate.	Expenditure.
			Rs.	Rs.
1. Revenue Account	93,343	83,639
2. Capital Account	11,550	5,789
3. Government Grant	41,827	23,607
Total			1,46,720	1,13,035

Rs. 77,583 were spent on "New Works" and Rs. 35,452 on "Repairs."

47. New Works.

Rs. 77,583 were spent against the estimated amount of Rs. 1,01,920, the decrease being mainly due to :—

(a) Postponement of construction of a Model school at Hope Lodge at Vyasarpady, 10th Division. The contractor to whom the contract was first let failed to commence the work and his contract was cancelled. Fresh tenders were called for but the rates quoted being very high no tender was accepted.

(b) Work having been commenced but no bills submitted on (1) the construction of a Dhoby Khana at Robinson Park, (2) extension to Chetput Dhoby Khana, and (3) construction of a Model school at Edapalayam, 9th Division, and,

(c) Claims in respect of completed works not having been preferred within the year.

(1) *Hospitals.*—Fixing drainage and sanitary fittings at Rajah Sir Ramaswami Mudaliyar's Lying-in-Hospital at Monegar Choultry Road, at a total cost of Rs. 4,960 was completed and the store room at the hospital was converted

into a latrine and bath room. A stable for the Resident Assistant Surgeon and a store room for dhobies were constructed at the Royapettah Hospital and a well (8 ft. diameter) was sunk for washing purposes to economise the consumption of Red Hills water. A flush out latrine of three seats was erected at Bauliah Naidu Dispensary.

(2) *Model Schools.*—Land in R. S. No. 3217 of Purasawakkam was acquired at a cost of Rs. 863, for a Model School at Obrapaliam, 14th Division, and the construction of a Model School in Hanumantharoyan Coil Street, Edapalayam, 9th Division, was commenced late during the year and is now under progress. Minor improvements to certain other Model Schools also were effected.

(3) (a) *Works carried out for the Health Department.*—The drainage arrangements to the Model Milch Cow House at 'B' Depot in Basin Bridge Road were completed and improvements to the mangers of the cattle sheds were made.

(b) *Latrines.*—A flush out latrine of 18 seats in Andiappa Mudali Street, 2nd Division, was completed and the construction of two other latrines of 30 seats each, one at Amman Coil Hutting Ground, 7th Division, and the other at Budaperumall Naick Street, 15th Division, is under progress.

The Government of India having sanctioned the transfer of military land on the Esplanade near Law College Pumping Station for the construction of a flush-out latrine, necessary arrangements are being made to take over the land.

Land in R. S. No. 3708, 3709 and 3710 of Georgetown was acquired at a cost of Rs. 2,869 for the construction of a latrine at Ebramjee Saib Street, in lieu of the land and latrine surrendered to Government for construction of huts for Harbour Police, Government having contributed Rs. 7,000 to the Corporation.

(c) *Cattle, Cart and Pail Depots.*—In Basin Bridge Road Cattle Depot, a store shed, an office room and a straw shed were constructed and the bays at Chulai and Krishnampet were extended to accommodate the increased number of bullocks.

In Harris Road Cart Depot, coolies' lines were constructed, a lorry loading platform 30 feet X 30 feet paved with granite sets was erected, and the existing two end bays were converted into a motor lorry shed.

A Pail Depot at Langs Garden, a store shed for the Pail Depot at Ice House Road and an enclosure wall for the Rubbish Depot in Audiappa Mudali Street, were completed. Construction of a Pail Depot at Royapuram at an estimated cost of Rs. 6,500 was under progress.

Land in R.S. Nos. 2329, 2330 and 2331 of Georgetown was acquired at a cost of Rs. 11,077 for a Rubbish Dumping Depot at Vasapmode Paracheri.

(d) *Markets.*—Three roofed platforms and sunshades were put up at Smithfield Market, in Chulai, 11th Division.

(e) *Dhobi Khana*.—The construction of a Dhobi Khana at Robinson Park and the extensions to the existing one at Chetput commenced late during the year, are under progress.

(f) *Bathing Fountains*.—A bathing fountain at the junction of Post Office Street and Linghi Chetti Street was constructed and another one at Sivangnanam's Park was nearing completion towards the close of the year. The acquisition of land at the junction of Rungiah Chetti Street and Raghava Chetti Street, Purasawakkam, for a bathing fountain is under progress.

(4) *Other Works*.—A new cage for the lions, a tiled shed for the lama and a teelery were erected in the Menagerie enclosure in People's Park.

A compound wall on the northern side of Sivangnanam's Park, was constructed.

Installation of electric lights and fans at an estimated cost of Rs. 2,500 in the Corporation workshops and stores, and construction of quarters for the Kilpauk Pumping Station Staff, are under progress.

The existing motor fire engine sheds at Egmore were extended and a motor lorry shed at Acharappan Street, was constructed.

48. Repairs.

Details of repairs and improvements to Municipal buildings and the cost of such works are shown in Appendix I, Statement II-A, Part II.

Water-supply and Drainage—Special Works Department.

49. The total expenditure on the new water and drainage works to 31st March 1918, was as follows :—

Water-works	Rs.	55,33,413
Drainage-works	"	40,07,370
Storm-Water and Anti-Malaria drainage.			"	49,548
Total			Rs.	95,90,331

The value of work executed during the year was as follows :

Waterworks	Rs.	71,338
Drainage-works	"	5,24,440
Storm-Water and Anti-malaria drainage.			"	18,589
Total			Rs.	6,14,367

This is but a small fraction of the amount that would have been expended, had the works been carried out, as originally planned in pre-war days.

As was pointed out in the last report, the necessity for economising in every possible way has led to the temporary postponement of a portion of the waterworks, and the large portion on the drainage works, and the adoption of a Restricted Programme of construction. On the waterworks, this involves the omission, for the time being, of the filter bed extension, waste water meter system, and a length of some 65 miles of cast-iron distribution pipes varying from 4 to 10 inches in diameter.

On the Drainage works everything is omitted except the urgently needed works which have been described in the Special Engineer's Restricted Programme Report.

In both the Waterworks and Drainage Sections, a large proportion of the work has been carried out by direct departmental labour. This has been found cheaper, quicker and better than contract work. The accurate knowledge of costs thus obtained has made it possible to insist on a considerable reduction in prices for the work executed by contract. The saving obtained will be clearly seen by reference to Appendix II, Tables Nos. 10 to 13.

Waterworks.

50. *Construction.*—The work executed during the year has consisted mainly of laying new distribution pipes. The total length laid to date under the new scheme is 4,34,800 feet, of which 96,360 feet was laid during the year under review. The Restricted Programme has been completed with an appreciable saving, due partly to the considerable reduction in the cost of pipe laying which has resulted from departmental work, and also to the high prices which have been obtained for unserviceable articles. In consequence, an Extended Restricted Programme has been started, and is still in course of execution. It includes the laying of the most urgently required pipes that were omitted from the Restricted Programme.

51. *Consumption of Water.*—The quantity of water supplied during the year has been 5,038.08 million gallons, which is equivalent to 27 gallons per head per day. The maximum average daily consumption per head in any month was 30 gallons in March 1918 and the minimum was 26 gallons in July 1917. That this consumption has not been exceeded, is due to the strenuous efforts made to prevent and check waste. During the year, the waste detection staff examined 21,000 houses and brought to notice over 3,000 defects in the services.

In addition, the pressure in the principal mains was restricted as shown in the following table :—

Time.						Pressure above ground level in feet.
5 A.M.— 9 A.M.	45 ft.
9 A.M.—10 A.M.	35 "
10 A.M.— 6 P.M.	25 "
6 P.M.—10 P.M.	15 "
10 P.M.— 5 A.M.	10 "

DRAINAGE SECTION - HARPER PARK DRAINAGE AREA

THIRTY-ONE NORTHON

THIRTY-ONE NORTHON

THIS PLAN IS A REVISION OF THE PLAN OF THE DRAINAGE SECTION - HARPER PARK DRAINAGE AREA, DATED 1911, AND IS THE PROPERTY OF THE CORPORATION OF MAHARAJA. IT IS HEREBY CERTIFIED THAT THE SAME IS A TRUE AND CORRECT COPY OF THE ORIGINAL PLAN, AS THE SAME APPEARS ON THE RECORDS OF THE CORPORATION OF MAHARAJA.

REVIEWED AND APPROVED
1911

REVIEWED AND APPROVED
1911

REVIEWED AND APPROVED
1911

REVIEWED AND APPROVED
1911

REVIEWED AND APPROVED
1911

REVIEWED AND APPROVED
1911

REVIEWED AND APPROVED
1911

REVIEWED AND APPROVED
1911

REVIEWED AND APPROVED
1911

REVIEWED AND APPROVED
1911

REVIEWED AND APPROVED
1911

REVIEWED AND APPROVED
1911

REVIEWED AND APPROVED
1911

REVIEWED AND APPROVED
1911

REVIEWED AND APPROVED
1911

REVIEWED AND APPROVED
1911

REVIEWED AND APPROVED
1911

REVIEWED AND APPROVED
1911

REVIEWED AND APPROVED
1911

REVIEWED AND APPROVED
1911

REVIEWED AND APPROVED
1911

REVIEWED AND APPROVED
1911

REVIEWED AND APPROVED
1911

REVIEWED AND APPROVED
1911

CORPORATION OF MADRAS—SPECIAL WORKS DEPARTMENT

DRAINAGE SECTION—NAPIER PARK DRAINAGE AREA

TRIPPLICANE PORTION

PROGRESS PLAN OF SEWER-LAYING.

NOTE.—Hatched coloured lines represent work executed up to 31-3-18.

Black circles show Manholes and Flushing Shafts constructed up to 31-3-18.

Thick Black lines represent existing sewers retained.



SEWERS LAID DURING
YEAR 1917-18

21,562 L. Ft.

SEWERS LAID TO
31-3-18.

25,037 L. Ft.

SCALE 10" TO 1 MILE



J. W. Madhavan

M.A., M. INST. C.E., ETC.,

SPECIAL ENGINEER.

CORPORATION OF MADRAS

These pressures have been fixed, after trials over a long period, as the lowest pressures which will secure a reasonably satisfactory supply throughout the day.

Drainage.

52. On the drainage work, progress has been greatly reduced owing to the impossibility of obtaining pipes and machinery from England. Some pipes have been obtained from Messrs. Burn & Co. of Howrah, but they cost considerably more than the contract price for the English pipes, largely due to the high railway freight charges. The difficulty of obtaining wagons has made it impossible to get large quantities of pipes.

Acting on the principle of executing, so far as possible, work that employs local labour and materials, the Purasawakam gravitation main was started and the foundations of the new Napier Park and Purasawakam pumping stations were completed. On the same principle, the Special Works Department has gradually taken up more and more storm-water and Anti-malaria drainage work which is executed almost wholly with local materials and labour.

53. *Construction*.—The principal works carried out during the year, are as follows :—

(1) *Gravitation Mains*.—The construction of Gravitation Main No. 1 which will convey all the sewage from the Southern and Western areas of the city was begun on 2nd July 1917. Half of the length of the main was completed by the end of October 1917, when, owing to the rise in the level of the subsoil water, it was decided to stop the work. It will be re-started about the beginning of next May.

(2) *Ice House Road Area*.—The collecting, screening, and suction wells for the Ice House Road Pumping Station have been completed.

The 36-inch diameter cast-iron pipe connections between the suction and screening wells of the pumping station have been laid.

Collapsed 6-inch cement pipe sewers have been relayed in Javar Hoossain 2nd Street and Mahomed Hoossain Khan Street with 9-inch and 6-inch stoneware pipes and the remaking of all house connections.

(3) *Napier Park Area*.—The work executed during the year in the Napier Park area includes the construction of stoneware pipe sewers in all the streets in the area east of Viraraghava Mudali Street and between Pycrofts Road and Wallajah Road and in most of the streets between Viraraghava Mudali Street and Triplicane High Road. Wherever sewers have been laid, the houses have been connected up, and all open side drains not required to convey storm water, have been filled up, thus effecting a great improvement in the condition of the streets.

The construction of the foundations for the Napier Park pumping station has been completed and the compound wall has been started.

(4) *Royapuram Area.*—The laying of 9-inch and 6-inch sewers in Ammen Koil Street, Vasamedu Street, and Telegraph Abboy Naidu Street, have been completed. Otherwise sewer laying has been stopped for want of pipes.

(5) *Purasawakkam Area.*—The principal works carried out during the year are the lower section of the Purasawakkam Gravitation Main, the deep intercepting sewers in Pusala Paracheri Street and Perambore Barracks Road, shallow sewers in the Puliantope Road area, the Engine House up to floor level, and Anti-malaria drainage works. All these works were executed by direct departmental labour except excavation which was done by piecework contracts.

(6) *Gravitation Main, No. 5.*—The laying of the 30-inch diameter cast-iron pipes forming the lower section of the Purasawakkam Gravitation Main was started in the beginning of the official year and was completed on the 24th June 1917. Up to the end of April, owing to the treacherous nature of the soil, the pipes had to be supported on timber bearer piles driven about eight feet below the bottom of the excavation. But in the beginning of May, owing to the improved condition of the soil, it became possible to construct the sewer in brickwork in place of the more expensive cast iron pipes.


(7) *Deep Intercepting Sewers.*—The laying of 24-inch and 21-inch diameter cast iron pipes in Perambur Barracks Road was commenced in the beginning of July 1917. Here, too, the ground proving treacherous, the use of long timber bearer piles to support the pipes was resorted to. At the end of September, work was stopped in this section owing to the rise of the sub-soil water level and to the difficulty in obtaining cast-iron pipes.

The laying of 18-inch diameter stoneware pipes was carried on in Pusali Paracheri Street. Though the sewer was laid as deep as 18 feet below ground level in a narrow street, the work was carried out with very little damage to the buildings and at a great saving on the estimated cost. This was due to the nature of the soil, which was good hard clay, and the absence of much sub-soil water in the trench.

(8) *Deep Main Sewers.*—Stoneware pipe sewers 12-inch diameter were laid in Gangadeswarar Koil Street and Puliantope Road. In the former, where the soil was sandy, an enormous quantity of water was encountered in the trench and heavy pumping was required. In the latter for about 150 feet length the sub-soil was slushy, necessitating the use of cast-iron pipes supported on bearer piles driven into the ground. In the other lengths work was pushed on without much difficulty.

The laying of 9-inch diameter stoneware pipe sewers in Vikakaran Street and some of the streets in Puliantope Road area was carried out during this period.


(9) *Pumping Station.*—Five penstocks were fitted in the wells of the pumping station. They were tested under pressure and found satisfactory.




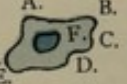
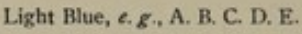



SPECIAL WORKS DEPARTMENT—ANTI-MALARIA SECTION

PLAN SHOWING WORKS PROPOSED AND CARRIED OUT FOR DRAINAGE OF TANKS IN PURASAWAKKAM.

SCALE 5 INCHES=1 MILE



EXPLANATION.

- Tanks already drained shown thus 
- Tanks proposed to be drained shown thus 
- Water area before draining  Light Blue, *e.g.*, A. B. C. D. E.
- " after "  Dark " *e.g.*, F.
- Drains already constructed shown thus 
- Drains proposed to be constructed shown thus 



J. W. Madhavan

M.A., M. INST., C.E., ETC.,
SPECIAL ENGINEER, CORPORATION OF MADRAS

The foundations of the Engine House were started on the 2nd December 1917 and by the 1st week of March 1918, the brickwork reached basement level. Then the work was temporarily stopped to allow the walls to settle.

(10) *Anti-malaria Drainage Work.*—The De-Caster Road Scheme and a portion of the 'Main Channel' have been completed during the year. The following Table shows the work done, the cost, the results obtained, etc.

Particulars of Tanks.			Length of drain constructed.	Costs.		
Name.	No.	Area reclaimed.		Estimated.		Actual.
De Caster's Road Tanks...	9	7 acres.	2,641 feet.	Rs.	A. P.	Rs. A. P.
Main Channel (up to De-Mellows Road) ...	3	20 acres.	2,800 feet.	11,230 0 0	5,358 0 0	
				23,400 0 0	12 860 0 0	For part only.

54. *Drainage Maintenance* :—The question of drainage maintenance has become more acute owing to the impossibility of carrying out the main drainage as originally planned. So far back as 1910, it was pointed out by the Special Engineer that the Madras drainage work already executed was in a most unsatisfactory condition, and was likely to become much worse, if not remedied before the new water supply was introduced, and that the eventual result would be a complete breakdown of the sewerage system, unless measures were taken to increase the capacity of the sewers and more especially of the pumping stations.

Since then, the drainage works of the Tondiarpet Section of the city have been carried out, and the designs for the whole city were completed in 1913. Had it been possible to proceed with the latter as intended, we should now be in the position of having adequate pumps and satisfactory sewers for all the thickly populated areas of the city. Unfortunately, the war has intervened, and even the very much Restricted Programme adopted by the Corporation has been greatly delayed, because it has been impossible to obtain pumping machinery, and because the delivery of pipes has been very slow. Whereas the newly sewered areas are satisfactory, and the Tondiarpet pumps have no difficulty in dealing with the sewage, the old sewers have been getting worse and worse, and in many cases have broken down altogether. It is impossible to make the drainage satisfactory, until the new works have been carried out, but as this cannot be done for some time, every effort must be made to maintain the existing sewers as efficiently as possible.

At present, the pumps do not keep the sewage down and the sewers are continually filling with silt. Old sewers, which a few years ago might have been made usable with efficient pumping and cleaning, are now being taken up, because they are so fully choked that it is cheaper to do this than to clean them. The old sewers will continue to get worse, and more and more of them will have to be removed. Even the new sewers will silt up to some extent in those areas,

such as Napier Park and Ice House Road, where the pumps fail to keep down the sewage, for it is impossible to keep surcharged sewers clean.

There is thus imminent danger of the complete breakdown of the drainage over large areas of the city. There is already considerable local breakdown.

In order to find what can be done, it has been arranged that one area shall be placed under the Senior Assistant Special Engineer, who will study the conditions carefully, with a view to ascertaining what can be done to keep things going, until pipes and pumping machinery can be obtained and installed on the lines of the Main Drainage Scheme, for there is no doubt that the drainage of Madras will remain unsatisfactory until the Main Drainage Scheme has been carried out. Not till then are the inhabitants of Madras likely to enjoy the full measure of health to which they are entitled.

Water Supply and Drainage—(Ordinary).

Drainage.

55. *New Works* :—In 450 houses, house drains were connected with the syphons and in 513 houses, connections were made from the syphons to the Municipal sewer, the total cost being Rs. 19,260.

Amount provided for in the Revised Estimate for laying sewers, construction of side drains and storm water channels was Rs. 52,280, of which Rs. 9,979 was spent on laying sewers and Rs. 32,286 on constructing storm water and side drains. The following are the important works done during the year :—

(1) Six inch sewers were laid in Badsha Saib Street and Lane, in Jani Jankhan Road 1st Lane and in Rajagopal Naick Lane, including house connections with silt catcher buckets.

(2) A portion of Kellys drain was covered with Siegwart beams and portions of the drain breached by the sea were repaired.

(3) Prevention of flooding in Moor Street, 4th Division, during heavy rains, improvements to north out-fall at Kellys Drain at Georgetown, and construction of storm water drains across Salt Depot, are being carried out by the Special Works Department.

56. *Repairs*.—The repairs to drains and their cost are shown in Appendix I, Statement II-A, Part II.

Sewage Pumping Stations:—The cost of maintenance of these stations including establishment, labour, etc., was Rs. 2,24,262 against Rs. 1,97,462 in the previous year. The marked increase in expenditure is partly due to the purchase of coal from outside firms at an increased rate, owing to the failure of supplies from the contractor and mainly due to the purchase of a stock of coal kept to provide against failure of contractors or other emergencies.

Table No. 15 Appendix II, shows the cost of pumping at the different pumping stations.

Sewer cleaning.—The following Table shows the length of sewers cleaned, obstructions removed, etc., during the year:—

Area or Locality.	Length of sewers cleaned in feet.	No. of obstructions removed from mains.	No. of obstructions removed from syphons.	Quantity of silt removed from man-holes and separators. C.ft.
*Tondiarpet or New Drainage Area.	5,417	17	73	18,752
City or Old Drainage Area ...	10,28,450	3,034	872	1,16,105
Total ...	10,33,867	3,051	945	1,34,857

Besides removing silt from the sewers, 96,023 c.ft. of silt was removed from the wells of the pumping stations in the city during the year by a special gang of coolies employed for the purpose. This systematic removal of silt from the pump wells has tended to improve the condition of the sewers as well as of pumping stations.

Water-Supply.

57. (1) *Kilpauk Pumping Station*.—The total number of gallons of water pumped during the year was 5,038·08 millions as against 4999 in the previous year. The cost of maintenance of this station including establishment, amounted to Rs. 1,11,032 as against Rs. 94,600 in the previous year. The increase in the expenditure is mainly due to purchase of stock coal and to the special repairs to the engines.

The Standing Committee sanctioned a proposal to pay the Superintendent of the Pumping Station a bonus proportionate to the savings effected by him, and a sum amounting to Rs. 700, was paid to him as bonus during the year as against Rs. 500 last year, the total bonus paid up to 31st March 1918 from the date of sanction being Rs. 1,200.

Regarding training apprentices as Water Works Overseers, one apprentice was taken on during the year; of the two apprentices undergoing training, one was appointed as Water Works overseer as he completed his apprentice course satisfactorily and proved efficient for the work.

(2) *Private Water Services*.—During the year 622 new services were laid by licensed plumbers and 3,652 were repaired, cleaned, altered or extended. Of the 622 new services, 59 were first class connections and the rest second class. The total number of house service connections in the city on the 31st March 1918 was 29,326. There were 39 licensed plumbers during the year. The quantity of

water used for non-domestic purposes was 185,885,080 and the amount collected for the same during the year was Rs. 1,47,121.

(3) *New works*.—During the year 7,469 ft. of pipes were removed, cleaned and relaid and 4994 ft. of new mains (Table No. 16 Appendix II) as against 4,153 ft. last year, were laid. Eight valves, 31 stop cocks, 1 hydrant and 118 meters were also fixed during the year. The total expenditure under this head was Rs. 15,944 against Revised Estimate of Rs. 17,760.

There were 1,412 public fountains, 77 cattle troughs and seven bathing fountains within the Municipal limits at the beginning of the year. 25 fountains, one cattle trough and two bathing fountains were erected and one fountain and one cattle trough were removed during the year leaving 1436 fountains, 77 cattle troughs, and nine bathing fountains at the end of the year.

(4) *Repairs*.—On the 1st April 1917, the level of Red Hills Lake stood at 41.81 and on the 31st March 1918 at 44.06.

The rainfall and average water level for each month as furnished by the Public Works Department are shown in Table No. 18, Appendix II. The quantity of water taken out of the lake and measured at Red Hills during 1917-18 is 803,180,745 c.ft. as against 848,983, 248 c.ft. in the previous year. The cost of maintaining the lake, filter beds, conduit, delivery channel, fountains, pipes including the establishment amounted to Rs. 66,098 as against Rs. 70,430 in the previous year.

Miscellaneous.

58. *New Works*.—The expenditure under this head amounted to Rs. 285 only against a sum of Rs. 2,600 provided for in the revised estimate, the decrease in expenditure being mainly due to the construction of a revetment and apron to the out-flow channel of the Sewage Farm at Tondiarpet having been commenced late in the year and consequently not paid for.

Administration.

59. *Notices*.—5,351 notices were served under various sections of the Municipal Act chiefly to prevent misuse and wastage of water and to remove encroachments, projections, unauthorized constructions etc. Out of these, 4,706 notices were complied with.

60. *Permits*.—3,801 applications for permission to construct or reconstruct buildings and huts under sections 268 and 278 of the Act were received during the year and in 3,436 cases, permits were issued. The remainder were under correspondence and pending payment of license fees. The amount of license fees collected was Rs. 7,254. 1,581 permits for carrying out simple repairs were also issued during the year.

61. *Prosecutions*.—Magisterial proceedings were instituted in 72 cases of which 39 convictions were secured, fines levied amounting to Rs. 127. In 15 cases, summonses were withdrawn owing to compliance by the parties themselves. Parties could not be traced in 18 cases.

62. *Provisional and Final Orders.*—In 953 cases, provisional orders under Section 287 (1 and 2) of the Municipal Act were issued and as the parties failed to comply in 661 cases, final orders were issued under Section 287 (3) of the Act.

Grant II.—Education.

63. The progress made under elementary education during the year is given in the report of the Sub-Assistant Inspector of Schools printed in Appendix III.

The expenditure under this head, amounted to Rs. 40,982-15-2 against Rs. 39,416-7-11 in the previous year, the increase being due to the maintenance of the five elementary schools which were opened just at the close of the year, 1916-17.

64. According to the scheme sanctioned in G. O. No. 820-M., dated 25th May 1911, 28 schools should have been constructed and 24 opened by the end of the year. No additional school was either completed or opened during the year under report. The twenty schools which were constructed and opened (excluding the school at Chetput) after the date of sanction of the above scheme continued to work.

65. The total number of schools, viz., 21 maintained by the Corporation remained the same as at the end of the previous year. There were 2,822 boys and 480 girls on the rolls of these schools on 31st March 1918 against 2,338 boys and 404 girls at the end of 1916-17. There were 126 teachers in the Corporation schools and most of them were professionally qualified. Those that were not qualified have been informed that they will not be confirmed until they qualify themselves fully.

Permission was granted to philanthropic associations and societies to conduct free night schools for the poor in 19 of the Corporation school buildings and a few of the teachers of the Corporation schools were also granted permission to be on the staff of those schools.

Twelve teachers were under training during the year in the Government Training School, Triplicane. The total amount of stipends paid to these teachers was Rs. 968-11-4.

GRANT III.—Sanitation and Medical Services.

Hospitals and Dispensaries.

66. *Rayapettah Hospital.*—The expenditure on the maintenance of this hospital fell from Rs. 50,809-1-0 to Rs. 41,697-5-9 and is less than the revised estimate by Rs. 7,122-10-3. The decrease was due to the fact that European medicines were supplied for nearly Rs. 8,000 less in 1917-18 than in 1916-17. The total number of in-patients and out-patients treated in this hospital was 2,815 and 58,652 as against 2,594 and 61,381 in the previous year.

67. *Rajah Sir Ramaswami Mudaliyar Lying-in-Hospital*.—The amount spent on this institution was Rs. 19,111-9-3 against Rs. 14,136-0-10 in the previous year and Rs. 20,040 in the revised estimate. The increase over the expenditure of the last year was due to fresh supply of bedding and to the manufacture of lockers and cradles. The total number of in-patients treated was 1,804 against 1,842 and that of out-patients 1,868 against 995 in the previous year.

68. *Washermanpet Dispensary*.—The maintenance of this institution cost Rs. 5,410-13-5 against Rs. 4,955-11-10 in the previous year. The increase when compared with the previous year was due to the increase in the number of patients treated. The number of patients treated rose from 23,007 to 27,449.

69. *Baliah Nayudu Dispensary*.—The expenditure amounted to Rs. 7,681-5-2 against Rs. 7,668-6-3 in the previous year and against Rs. 8,380 in the Revised Estimate. The number of patients treated was 48,576 against 47,065 in the previous year.

70. *Chintadripet Dispensary*.—The outlay on the maintenance of this institution was Rs. 4,524-3-9 against Rs. 4,429-1-3 in the previous year and Rs. 4,410 in the revised estimate. The number of patients treated was 34,113 against 35,475 in the previous year. The increase in expenditure was due to increased rates for supply by contractor.

71. The reports of the Medical Officers in charge of the above hospitals and dispensaries appear in Appendix IV.

Contributions.

72. *Hospitals*.—The usual contribution of Rs. 20,000 for hospitals was paid to Provincial Funds during the year.

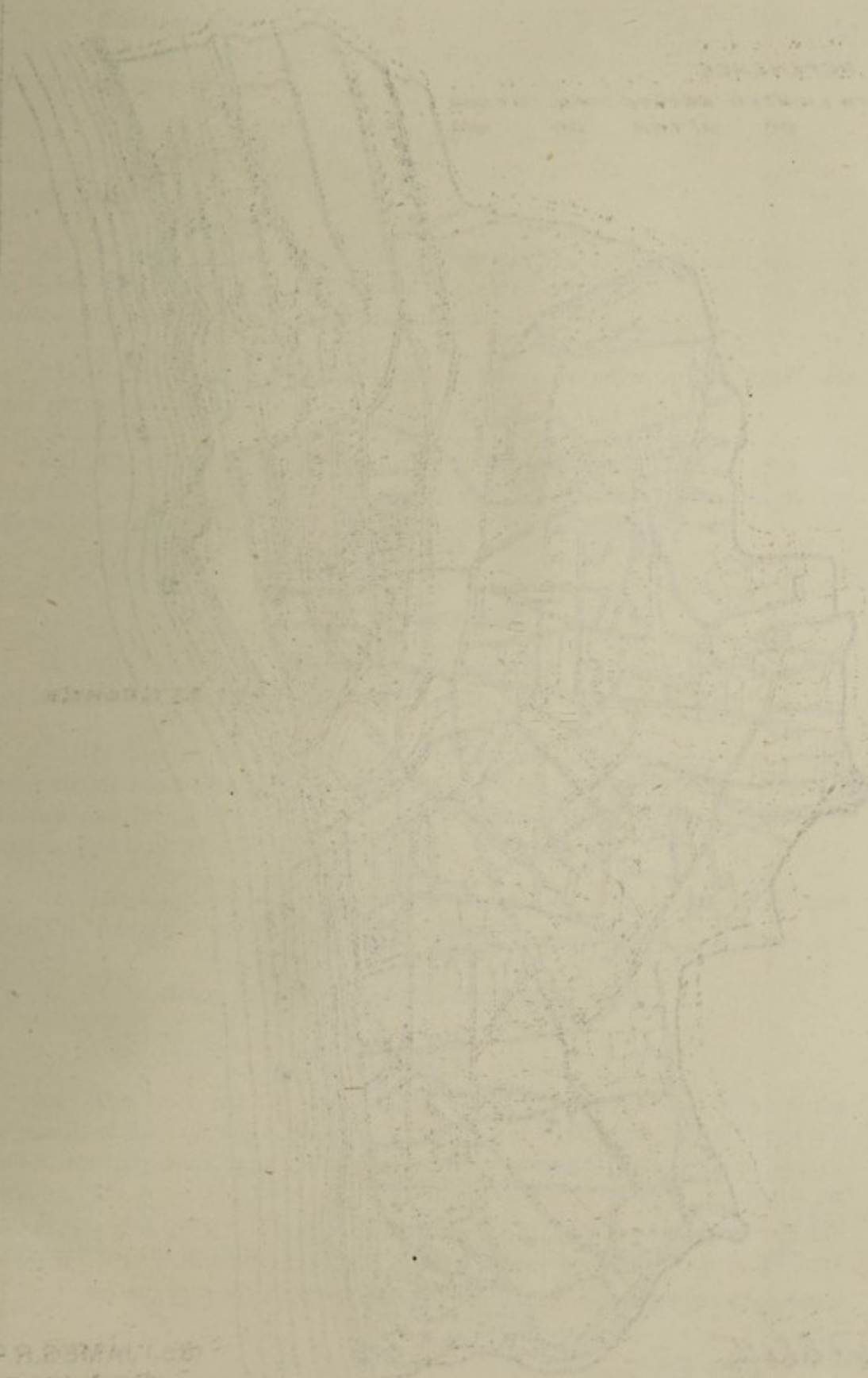
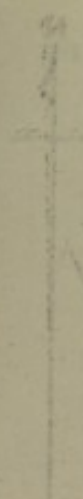
73. *San Thome Dispensary*.—The usual monthly contribution of Rs. 66-10-8 and the annual contribution of Rs. 300 were paid to this Dispensary during the year. The number of patients treated rose from 10,341 to 10,379.

74. *St. Thomas Convent Dispensary*.—A monthly contribution of Rs. 20 was as usual paid to the Dispensary. The number of patients treated rose from 9,315 to 9,328.

75. *Victoria Castle and Gosha Hospital*.—A contribution of Rs. 1,000 for the year, 1917-18 was paid during the year. The number of patients treated during 1917 was 15,496.

76. *Sri Kanyaka Parameswari Devasthanam Ayurvedic Dispensary, Georgetown and Venkataramana Dispensary, Mylapore*.—Contributions of Rs. 500 and Rs. 100, respectively were paid to these two Institutions during the year under report. The number of patients treated in the Sri Kanyaka Parameswari Devasthanam Dispensary was 35,759 and that in the Venkataramana Dispensary was 26,350 against 31,717 and 25,598, respectively, in the previous year.


PLAN SHOWING THE PROGRESS
OF STREET ELECTRIC LIGHTING
IN THE CITY OF MADRAS UP TO APRIL 1918
SCALE 1:10,000



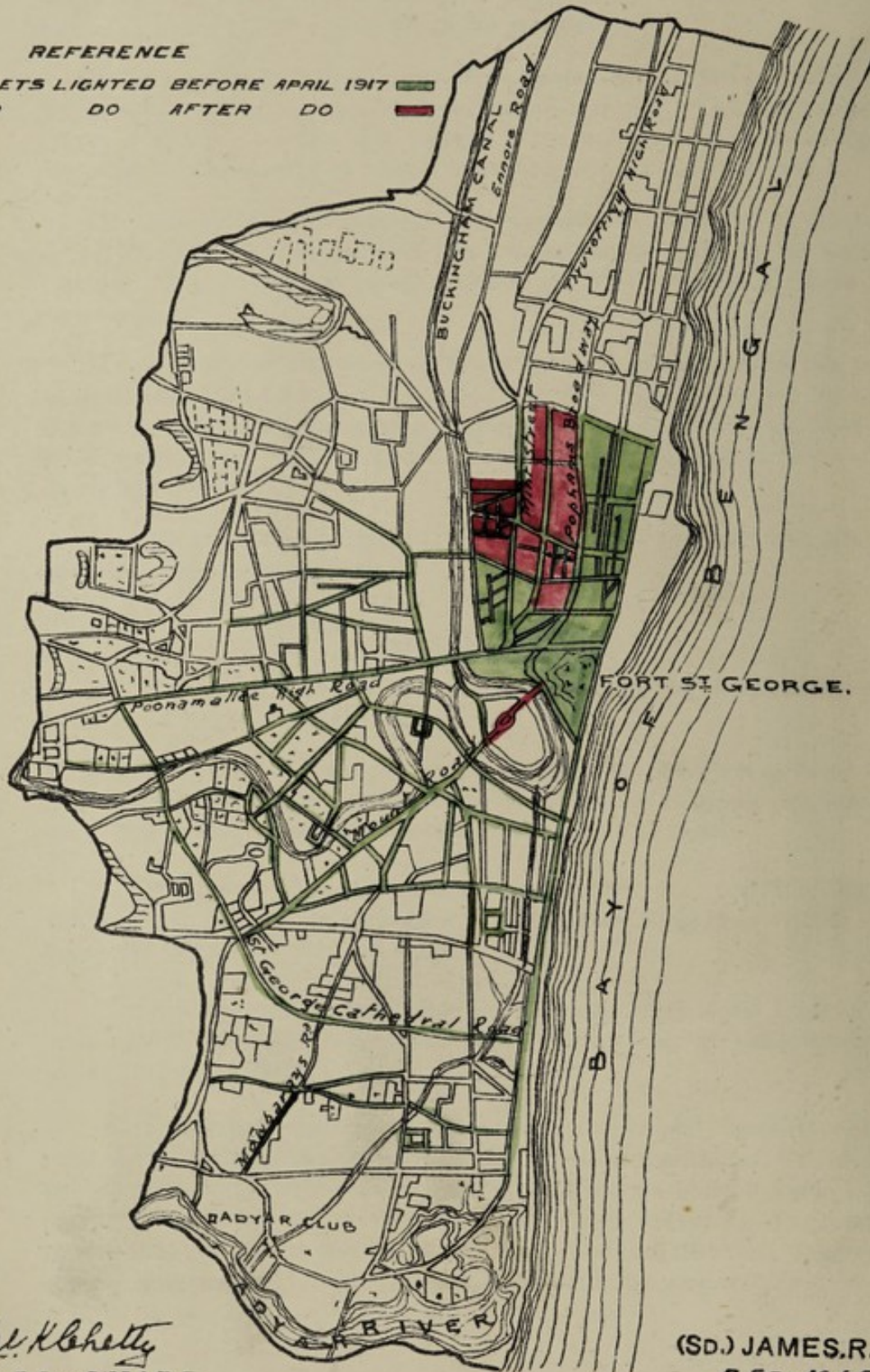
BY JAMES R. COLE
DRAWN BY
J. COLE

1918

**PLAN SHOWING THE PROGRESS
OF
STREET ELECTRIC LIGHTING
IN THE CITY OF MADRAS UP TO APRIL 1918**
SCALE 1"=1 MILE



REFERENCE
STREETS LIGHTED BEFORE APRIL 1917 ———
DO DO AFTER DO ———



Let. K. Chetty
B.A., B.Sc., A.M.I.E.E.
ASST. ENGINEER.

(SD.) JAMES R. COATS.
B.Sc., M.I.C.E.
ENGINEER.

77. *Kalyani Hospital*.—A contribution of Rs. 600 for 1917-18 was paid to the Institution during the year.

78. The reports of the above Institutions appear in Appendix IV.

79. *Sembiam Dispensary*.—A sum of Rs. 780 was as usual paid to the District Board of Chingleput, being the moiety of the charges for the upkeep of the Dispensary.

80. *Pasteur Institute of South India, Coonoor*.—The annual contribution of Rs. 250 sanctioned in G. O. No. 14-M., dated 15th January 1909 was paid during the year.

81. *Monegar Choultry and Native Infirmary*.—The annual contribution of Rs. 1,500 sanctioned in G. O. No. 646-M., dated 22nd April 1909 was paid towards the maintenance of these Institutions.

82. *Georgetown Dispensary*.—The annual contribution of Rs. 8,824 was paid during the year.

83. *The Madras Ambulance Corps*.—A contribution of Rs. 100 sanctioned in G. O. No. 1859-M. Mis., dated 31st October 1917 was paid to the Madras Ambulance Corps for the purchase of a Motor Ambulance car.

Roads Watering.

84. The expenditure incurred under this head amounted to Rs. 15,407 as against Rs. 19,277, in the previous year.

To alleviate the dust nuisance, a road sweeping machine was purchased from the Madras Engineering Works at a cost of Rs. 1,350 in October 1917 and the machine having been found to work effectively, three more machines were ordered and they were being manufactured.

The 4" hydrant in North Beach Road near the Customs House referred to in the last report, was fixed at a cost of Rs. 184.

Grant IV.—Miscellaneous Municipal Purposes.

Lighting.

85. The total number of kerosine oil lamps and power lamps at the beginning of the year was 4,374 and two respectively. Of these 310 oil lamps and one power lamp were removed during the year owing to extension of electric lighting. 125 new oil lamps were fixed during the year, the total number at the end of the year being 4,189 oil lamps and one power lamp. On account of bad lighting, a sum of Rs. 2,450-4-0 was imposed as fine on the lighting contractor.

Electric Lighting.—The plan facing this page shows the progress made

n electric lighting since the year 1911-12. The length of roads and streets lit with electricity and the number of lights installed in each year are as follows :—

Years.				Length lighted.	Number of Lights.		
					Installed.	Removed.	Balance.
				Miles.			
1912-13.	10	452	—	452
1913-14.	11	224	2	222
1914-15.	12	335	—	335
1915-16.	20	858	8	860
1916-17.	5	277	8	269
1917-18.	6.94	275	1	274
				64.94	2,431	19	2,412

Laying cables and fixing lights carried out during the year was done departmentally, as in the previous year with a view to secure economy and expedition. The expenditure under maintenance of street lights was Rs.80,409 against Rs. 67,905 in the previous year. The amounts paid to the lighting contractors alone, were as detailed below :—

				Rs.
Kerosine oil lamps	54,714
Power Lights	540
Electric Lights	23,165
Total ...				78,419

The balance of Rs .1,990 was spent on the departmental maintenance of these lights. The excess in expenditure over the revised estimate of Rs .78,000 is due to the installation of additional electric lights and to the lighting of oil lamps removed and subsequently ordered to be refixed.

The lighting was inspected on an average 38 times during the year.

Avenues

86. The total number of avenue trees at the end of the year under report was 15,558, of which 993 were fruit-bearing trees and the rest ordinary avenue trees. 660 trees were planted during the year. The number of trees fallen down was 398, of which 170 were old numbered trees and the rest unnumbered newly planted trees ; 1,819 trees required to be watered.

THE UNIVERSITY OF CHICAGO



PEOPLE'S PARK—BAND STAND.

The expenditure under this head including the cost of supervision amounted to Rs. 7,594 as against Rs. 8,128 in the previous year.

Public Parks.

87. The License Officer was placed in charge of all the Parks in the City from 1st August 1917.

88. *People's Park*.—The People's Park has been improved to some extent but there is still much to be done.

The Band Stand, foliage shed and adjoining grounds have received special attention and the attached photograph shows the Band Stand after the improvements had been effected.

(1) *Receipts*.—The right to collect fees at the Menagerie was leased for Rs. 635-15-11 per month or Rs. 7631-15 0 per year against Rs. 710-15 11 per mensem in the previous year. The whole of this amount was collected during the year.

(2) *Charges*.—Food for the animals and birds in the Menagerie enclosure was supplied at a cost of Rs. 625-11 11 per mensem approximately.

(3) *Menagerie*.—(i) The saleable value of the livestock is Rs. 12,340-0-0.

(ii) The following animals were presented during the year :—

One Neilghay
One Spotted deer
Two Spotted Leopards cubs.

(iii) The following animals and birds were purchased during the year at a cost of Rs. 1,685 :—

One South African Silver Back Jackal.
One do. Colotrix Monkey.
One do. Porcupine.
Two Madagascar Lemurs.
One South African meer cat.
One Australian Opossum.
One Zebra.
Two Chinese pheasants.
Four Brahmani ducks.
Two large green Singapore parrots.
One large red Singapore parrot.
One Spider monkey.
Four Muscovy ducks.

89. *Napier Park*.—This Park has been partially improved but much cannot be done. A public road runs through the Park, it contains several private houses, and during the rains is inundated by the Coom.

10. *Robinson Park*.—This Park which was once a wild waste has been converted into a very pleasant garden. The grounds have been carefully laid out and the popularity of the Park as a place of resort is steadily increasing. The attached photographs show the Band Stand and Foliage sheds.

91. *Loane Square*.—This is very popular as a recreation ground.

92. The Receipts and Charges of the above four Parks appear in Appendix II Tables. Nos. 21 to 24.

93. The Band of the Madras Volunteer Guards played as usual twice a week on the Marina, four times a month in the People's Park, twice a month in the Robinson Park, four times a month in the Loane Square and twice a month in the High Court compound.

Fire

94. The cost of maintaining the three motor fire engines including the establishment was Rs. 14,288 as against Rs. 11,214 in the previous year.


There were in all 27 fires during the year as against 39 in the previous year. The engines worked at only ten cases. In the remaining cases, the fires were put out before the engines arrived at the scene of fire.

GRANT V—Supervision and Management.

95. The expenditure under this head amounted to Rs. 1,80,482-8-5 and was 5-29 per cent. of the total receipts of the year. The portion of this sum spent on the establishment maintained for the purpose of assessment and collections amounted to Rs. 92,117-8-6 or 2-70 per cent. of the total receipts.


Repayment of Debt.


96. The total investments at the beginning of the year on account of sinking funds relating to the several loans of the Corporation exclusive of the Government loans of Rs. 20 lakhs stood at Rs. 26,02,300 in Government Promissory Notes and stock certificates and Madras Municipal Debentures and Rs. 1,218-2-11 in cash. During the year under report an allotment of Rs. 1,24,680 was made to the Sinking Fund Account from general revenues and a sum of Rs. 40,321-2-8 was realised as interest on prior investments of the fund. The total cash receipts of the year amounted to Rs. 1,66,219-5-7. With this sum Government Promissory Notes and stock certificates and Madras Municipal Debentures of the face value of Rs. 1,69,900 were purchased at a cost of Rs. 1,64,479-4-5. The securities pledged with the Bank of Madras consisted of $3\frac{1}{2}$ per cent. and 4 per cent Government Promissory Notes of the face value of Rs. 1,67,900 and Rs. 70,000 respectively. Out of the $3\frac{1}{2}$ per cent. Government Promissory Notes, Rs. 1,06,900 were replaced by 5 per cent. War Loan Promissory Notes of the face value of Rs. 81,300. All these Promissory Notes were sold during the year and the loan due to the Bank was discharged, the excess being credited to general revenues. Out of the amount that



ROBINSON PARK—BAND STAND.


of the 10th of the month of 1861





ROBINSON PARK—FOLIAGE SHEDS.

THE UNIVERSITY OF CHICAGO
LIBRARY
1000 S. MICHIGAN AVE.
CHICAGO, ILL. 60607
TEL. 773-936-5000



stood to the credit of the Government Loan for water supply and irrigation extension, the Accountant-General converted $3\frac{1}{2}$ Government stock of the face value of Rs. 22,500 into 5 per cent. War Loan Government stock of the face value of Rs. 17,100. The aggregate investments at the close of the year to the credit of the fund stood at Rs. 25,28,900 in Government Promissory Notes and stock certificates and Madras Municipal Debentures with a cash balance of Rs. 1,740-1-2. Payments amounting to Rs. 1,00,419-14-2 were also made during the year towards the Government instalment loans out of which Rs. 40,415-2-9 was appropriated by the Accountant-General towards the repayment of loans and Rs. 60,004-11-5 towards interest.

II Account.

97. This account which exhibits the transactions relating to the Corporation Stores and Workshop, the payment made on account of the sinking fund for loans raised in the open market, and the security deposits of the Corporation servants and contractors, &c., opened with a balance of Rs. 15,65,468-14-8. The receipts during the year amounted to Rs. 10,49,933-3-5 and the expenditure to Rs. 11,51,021-13-9 leaving a balance of Rs. 14,64,410-4-4 at the close of the year.

Workshops.

98. The total value of works turned out in Workshops during the year was Rs. 1,56,791-3-6 (*vide* Appendix II, Table No. 25) against Rs. 1,04,712-6-5 in the previous year.

The amount earned in the shape of supervision charges, etc., was Rs. 22,257-11-2 against Rs. 16,757-1-11 in 1916-17.

The expenditure on account of wages of maistries and contingent charges amounted to Rs. 7,725-4-3 or 4.92 per cent. on the value of works turned out against 7.14 per cent. last year. The cost of establishment including allowances came to Rs. 11,691-8-4.

The total receipts exceeded the expenditure by Rs. 2,840-14-7, which represents the profit realized during the year.

STATEMENT I.—Receipts and Expenditure of the Corporation of Madras during the Official Year 1917-18.

Items.	2		3		4		5		6		7
	Actuals, 1916-17.	Budget Estimate for 1917-18.	Revised Estimate for 1917-18.	Details of Minor Heads.	Totals of Major Heads.	Actuals, 1917-18.					
1	Rs.	A. P.	Rs.	A. P.	Rs.	A. P.	Rs.	A. P.	Rs.	A. P.	
I.—CAPITAL ACCOUNT—											
Receipts.											
1. Opening Balance—											
(a) General Fund	42,530	15 3	62,550	0 0	70,070	0 0	70,065	11 2			
(b) Water and Drainage Fund	99,945	6 3	2,38,800	0 0	73,620	0 0	73,618	3 4			
(c) Lighting Fund	—3,220	0 0	—3,215	6 11			
Total	1,42,476	5 6	3,01,350	0 0	1,40,470	0 0	1,40,468	7 7			
3. Revenue derived from Municipal property and powers apart from taxation—											
(b) Interest on Investments	3,621	14 9	3,500	0 0	5,257	1 0			
4. Grants and Contributions—											
(a) From Government—											
i Improvement of Water-supply and Drainage	1,50,000	0 0	1,50,000	0 0	1,50,000	0 0			
6. Extraordinary and Debt—											
(a) Loan—											
i. From Government	4,00,000	0 0	4,00,000	0 0	4,00,000	0 0			
ii. In the market from private individuals	14,00,000	0 0			
Total	14,00,000	0 0	4,00,000	0 0	4,00,000	0 0	4,00,000	0 0			
Advances recovered—											
i. Permanent	1,500	0 0			
ii. Others	4,446	14 3	20,000	0 0	19,440	7 1			
Total	5,946	14 3	20,000	0 0	19,440	7 1			
Transferred from Revenue Account	1,25,828	12 9	8,650	0 0	3,690	0 0	3,215	6 11			
Total Receipts	16,77,873	15 3	8,60,000	0 0	7,17,660	0 0	7,18,376	6 7			
Expenditure.											
GRANT I.—(Public Works)—											
1. New Works—											
(b) Buildings	23,294	0 10	27,080	0 0	11,550	0 0	5,788	12 7			
(c) Drainage	5,82,228	6 9	6,22,200	0 0	4,00,810	0 0	4,63,197	5 7			
(d) Water-supply	8,08,989	5 4	1,08,200	0 0	1,50,000	0 0	46,183	15 8			
Total	13,81,511	12 11	7,57,480	0 0	6,62,360	0 0	6,15,170	1 10			

Explanation of variations between the Actuals and the Revised Estimate of 1917-18.

Increase due to additional investments not anticipated in the revised estimate

Recovery of out-standing advances was less than that anticipated in the revised estimate.

Vide details of works, statement II-A.

Increase due to additional investments not anticipated in the revised estimate

Recovery of out-standing advances was less than that anticipated in the revised estimate.

Vide details of works, statement II-1.

3. Establishment— i. Drainage ii. Water-supply iii. Allowances	60,080	111	67,900	0	0	65,140	0	0	59,592	12	3	Decrease due to non-employment of the whole sanctioned staff.
	32,335	6	30,620	0	0	28,290	0	0	24,537	8	3	
	8,737	2	4,000	0	0	3,350	0	0	2,263	3	3	
Total	96,152	10	1,02,520	0	0	96,780	0	0	86,396	7	9	
Total Grant I	14,77,664	7	8,60,000	0	0	6,59,140	0	0	6,01,566	9	7	
GRANT IV.—Miscellaneous Municipal Purposes—												
1. Lighting— Additional Lamps	53,215	6	
Advances Recoverable— i. Permanent ii. Others	
Total	6,525	9	1,398	0	5	
Total Expenditure	15,37,405	7	8,60,000	0	0	6,59,140	0	0	6,02,964	10	0	
Closing Balance—												
General Fund	70,065	11	58,520	0	0	64,276	14	7	
Water and Drainage Fund	73,618	3	51,134	14	0	
Lighting Fund	3,215	6	
Total	1,40,468	7	58,520	0	0	1,15,411	12	7	
Grand Total	16,77,873	15	8,60,000	0	0	7,17,660	0	0	7,18,376	6	7	
II.—REVENUE ACCOUNT—												
1. Receipts—												
(a) Opening Balance—												
(b) General Fund	7,65,661	9	1,63,520	0	0	7,20,370	0	0	7,20,970	2	5	
(c) Water and Drainage Fund	19,762	10	8,270	0	0	78,350	0	0	78,351	0	6	
(d) Lighting Fund	
Total	7,85,424	8	1,71,790	0	0	7,99,320	0	0	7,99,321	2	11	
2. Municipal Rates and Taxes—												
(a) Tax on Arts, &c. (Sec. 120)	1,75,704	10	1,66,000	0	0	1,80,000	0	0	1,92,852	13	4	
(b) Tax on Buildings and Lands (Sec. 129)	10,00,864	13	9,92,180	0	0	10,21,700	0	0	10,45,210	14	6	
(c) Tax on Lands (Sec. 141)	14,613	3	14,190	0	0	18,300	0	0	17,034	4	8	
(d) Water and Drainage Tax on Buildings and Lands (Sec. 145)	6,49,050	7	6,44,940	0	0	6,64,000	0	0	6,79,174	13	5	
(e) Water and Drainage Tax on Lands (Sec. 146)	9,517	13	9,090	0	0	10,500	0	0	11,059	14	10	
(f) Lighting Tax on Buildings and Lands (Sec. 148)	1,96,221	4	1,96,880	0	0	2,04,300	0	0	2,09,012	14	10	
(g) Lighting Tax on Lands (Sec. 149)	2,864	6	2,720	0	0	3,200	0	0	3,402	14	1	
Total	20,45,868	10	20,26,090	0	0	21,00,000	0	0	21,67,778	9	8	
Carried over	7,85,424	8	1,71,790	0	0	7,99,320	0	0	
									7,99,321	2	11	

Represents advances made during the year.

Increased due to the large profits made in certain trades owing to the war.

Increase due to large amount of prepayments for the ensuing year and to better collections.

STATEMENT I.—Receipts of the Corporation of Madras during the Official Year 1917-18—(Continued).

Items.	Actuals, 1916-17.		Budget Estimate for 1917-18.		Revised Estimate for 1917-18.		Actuals, 1917-18.			Explanation of variations between the Actuals and the Revised Estimate of 1917-18.
							Details of Minor Heads.		Totals of Major Heads.	
	1	2	3	4	5	6	7	8	9	
		Rs.	A. P.	Rs.	A. P.	Rs.	A. P.	Rs.	A. P.	
2. Municipal Rates and Taxes—Continued.										
Brought forward ..		7,85,443	7	1,71,790	0	7,99,320	0	0	7,99,320	11
(a) Tax on Vehicles with springs (Sec. 150) ..		20,48,866	10	20,26,000	0	21,00,000	0	21,57,778	9	8
(b) Tax on Animals (Sec. 156) ..		84,075	13	71,000	0	80,000	0	82,145	1	6
(c) Tax on Carts and other Vehicles without springs (Sec. 155) ..		35,787	6	33,000	0	33,000	0	34,178	4	0
(d) Tolls on Vehicles and Animals entering Municipal Limits (Sec. 164) ..		32,049	0	31,000	0	31,500	0	32,001	14	11
Total ..		43,579	8	43,500	0	50,290	0	50,326	15	10
		22,44,355	61	22,06,500	0	22,94,790	0	23,57,413	11	
3. Revenue derived from Municipal property and powers apart from Taxation—										
(a) i. Payment for Occupation of Municipal Lands ..		5,356	4	5,200	0	5,200	0	5,367	15	0
ii. Rent of Lands and Buildings ..		38,742	7	34,500	0	35,200	0	38,120	4	1
(b) i. Sale-proceeds of Lands and Buildings ..		19,339	3	1,000	0	48,500	0	37,334	1	4
ii. Easements, &c., Grazing Rents ..		2,980	7	1,000	0	600	0	1,530	0	0
iii. Rent of Cart-stand ..		5,124	3	5,200	0	8,050	0	6,313	14	2
iv. Rent of Municipal Wharf ..		1,600	0	1,600	0	1,600	0	1,600	0	0
v. Produce of Lands, Gardens, &c. —		10,520	11	9,000	0	10,450	0	11,027	14	1
(1) People's Park ..		286	5	80	0	90	0	85	14	5
(2) Napier Park ..		404	14	300	0	620	0	617	7	7
(3) Robinson Park ..		46,463	14	45,000	0	50,000	0	53,268	13	11
(4) Grass Farm ..		26	8	20	0	30	0	28	9	3
(5) Office Lawn ..		1,362	1	2,000	0	1,500	0	1,078	3	1
vi. Sale-proceeds of old materials ..										

Increase due to better collection.

Increase due to penal interest on overdue instalments.

Increase due to better collections.

Decrease due to the original proposal for sale of lands in
Amugakal Village having been abandoned by the Corp.
ration for the present.
Decrease due to non-payment of 3 months instalments by the
defaulting contractor.

Increase due to larger sale of grass

Increase due to larger out-turn of grass as a result of improve-
ments effected.
This is an uncertain income.

(c) Conservancy Receipts— Sale of Rubbish Private Scavenging.	17,841 18 6	14,000 0 0	20,000 0 0	23,578 4 9	Increase due to income from reclamation works. Increase due to supply of scavengers to more private parties.
	8,036 12 4	6,000 0 0	8,000 0 0	9,857 1 7	
(d) Hospital Receipts	556 9 0	560 0 0	630 0 0	543 8 0	Increase due to higher rents in beef stalls and to better collections
(e) i. Income from Markets (Sec. 337)— (1) Smithfield Market (2) Moore Market	3,900 0 0 36,507 1 9	4,000 0 0 33,500 0 0	3,310 0 0 33,000 0 0	3,323 6 9 33,874 1 8	
ii. Income from Slaughterhouses (Sec. 331) and Slaughter of Animals for food (Sec. 334)	79,308 7 0	75,000 0 0	86,700 0 0	86,951 13 4	Increase due to larger import of timber by sea than anticipated. The increase is spread over several licensable items.
iii. Income from Dhobykhana	1,066 8 0	1,000 0 0	1,050 0 0	1,174 0 0	
iv. Income from Lethal Chamber	623 12 9	600 0 0	250 0 0	304 14 9	Decrease due to less distraints made in the year.
(f) Other Fees— i. Import of Timber and Firewood (Sec. 327)	1,74,997 15 5	1,30,000 0 0	1,30,000 0 0	1,60,979 10 6	
ii. Private Markets (Sec. 344)	3,800 0 0	3,750 0 0	3,730 0 0	3,775 0 0	This is an uncertain income.
iii. Licenses, Registration, &c.	74,121 12 0	68,500 0 0	74,150 0 0	77,835 8 0	
iv. Fees for furnishing extracts of births and deaths	563 8 0	500 0 0	550 0 0	705 11 0	Increase due to additional investments not anticipated in the revised estimate.
v. Cart-stand Fees	750 0 0	730 0 0	730 0 0	795 0 0	
vi. School Fees	1,349 5 3	2,000 0 0	1,800 0 0	1,555 2 0	
vii. Distraint Fees	48 11 10	100 0 0	100 0 0	39 1 10	
(g) Fines under Municipal and other Acts— i. Municipal ii. Police	5,181 6 6 ...	4,000 0 0 ...	5,000 0 0 ...	8,434 5 0 ...	
(h) Interest on Investments— Medical General	1,714 5 6 19,955 4 1	1,870 0 0 10,000 0 0	1,920 0 0 25,000 0 0	2,123 8 0 29,576 10 10	
(i) Premium on Loans	
Total	5,61,866 5 6	4,60,910 0 0	5,57,450 0 0	6,01,319 12 11	
4. Grants and Contributions— (a) From Government— (1) Roads (2) Repairing structures of bridges over the Coom and over the Buckingham Canal (3) Compensation for Tax on places used for sale of Spirituous & Intoxicating Liquors (4) Zoological Collection in People's Park (5) Raja Sir S. Ramasamy Mudalliar Lying-in-Hospital (6) For Malaria Investigation	20,000 0 0 4,219 0 0 13,607 0 0 2,000 0 0 300 0 0 ...	20,000 0 0 4,220 0 0 13,610 0 0 2,000 0 0 300 0 0 ...	20,000 0 0 4,220 0 0 13,610 0 0 2,000 0 0 300 0 0 ...	20,000 0 0 4,219 0 0 13,607 0 0 2,000 0 0 300 0 0 ...	
Carried over	40,126 0 0	40,130 0 0	40,130 0 0	40,126 0 0	
	35,91,636 0 0	28,39,200 0 0	36,51,560 0 0	37,58,071 13 9	

STATEMENT I.—Receipts and Expenditure of the Corporation of Madras during the Official Year 1917-18—(Continued).

Items.	1		2		3		4		5		6		7
	Actuals, 1916-17.		Budget Estimate for 1917-18.		Revised Estimate for 1917-18.		Actuals, 1917-18.		Details of Minor Heads.		Totals of Major Heads.		
	RS.	A. P.	RS.	A. P.	RS.	A. P.	RS.	A. P.	RS.	A. P.	RS.	A. P.	
Brought forward ...	35,91,636	0	28,39,200	0	36,51,560	0	37,58,071	13 9	
4. Grants and Contributions--Continued.													
(7) For acquisition of lands for Washermen Settlement	40,126	0	40,130	0	40,130	0	40,126	0	40,126	0			
(8) For improvements to Kelly's drain			
(9) For Sanitary works	98,000	0	1,00,000	0	97,580	0	97,580	0			
Total	1,38,126	0	40,130	0	1,40,130	0	1,40,126	0	
5. Miscellaneous--													
(a) Payment for water for non-domestic purposes	1,52,716	10 7	1,30,000	0	1,40,000	0	1,47,121	4 0	1,47,121	4 0			Increase due to greater consumption of water.
(b) Sundry Receipts--Water-works	15,025	0	15,000	0	15,000	0	15,103	9 1	15,103	9 1			
(c) Vaccination fees	202	4 0	150	0	180	0	216	0	216	0			This is a fluctuating item.
(d) Refund from expenditure of previous years	5,973	2 8	2,000	0	3,500	0	5,100	11 2	5,100	11 2			Do.
(e) Workshop receipts	16,757	1 11	20,000	0	20,000	0	22,267	11 2	22,267	11 2			Do.
(f) Suspense	120	0 3			Increase due to more recoveries from private persons for whom the Corporation executed works.
(g) Other Items	14,802	14 4	10,000	0	10,000	0	29,777	14 8	29,777	14 8			
(h) Malara Receipts	3,015	15 7	5,000	0	5,000	0	6,724	2 2	6,724	2 2			
Total	2,08,613	1 4	1,82,150	0	1,93,680	0	2,26,303	4 3	
6. Extraordinary and Debt--													
(a) Realization of Sinking Fund--Interest on Water-works Loan of 1897-3	47,731	11 7	48,500	0	48,500	0	40,194	9 1	40,194	9 1			Increase due to investment of sinking fund at an higher rate of interest.
(b) Drainage Loan of 1885	27,468	5 0	27,468	5 0			Excess realized by the sale of Government promissory notes, pledged with the Bank of Madras, for the repayment of the loan.
Total	47,731	11 7	48,500	0	48,500	0	77,662	14 1	
Advances recovered--													
i. Permanent	85	11 9			Recovery of out-standing advances was less than that anticipated in the revised estimate.
ii. Others	35,961	1 4	5,000	0	20,000	0	8,171	15 7	8,171	15 7			
Total	36,036	13 1	5,000	0	20,000	0	8,171	15 7	
Total Receipts	40,22,143	10 0	31,14,980	0	40,43,870	0	42,17,335	15 8	

Expenditure.									
GRANT I.—(Public Works).—									
1. New Works—									
(a) Communications	14,577	3	1	10,000	0	0	16,240	0	0
(b) Buildings	97,771	13	5	13,600	0	0	90,370	0	0
(c) Drainage	31,622	15	8	23,500	0	0	52,280	0	0
(d) Water-supply	5,621	4	5	10,000	0	0	17,760	0	0
(e) Miscellaneous	2,566	2	0	2,000	0	0	2,500	0	0
Total ...	1,56,159	6	7	61,100	0	0	1,79,350	0	0
2. Repairs—									
(a) Communications	3,09,686	6	4	3,82,400	0	0	3,61,100	0	0
(b) Buildings	37,301	8	2	39,400	0	0	44,800	0	0
(c) Drainage—	3,60,419	13	11	4,05,800	0	0	4,15,460	0	0
Repairs to Works, &c.	56,555	13	3	62,680	0	0	58,920	0	0
Establishment	8	0	4	200	0	0	100	0	0
Overtime	2,586	10	3	3,810	0	0	3,170	0	0
Allowances	1,41,383	10	0	1,49,520	0	0	1,78,000	0	0
(d) Water-supply—	25,115	6	8	28,310	0	0	26,100	0	0
Repairs to Works, &c.	1,690	9	10	2,100	0	0	1,900	0	0
Establishment	1,855	10	6	2,000	0	0	2,550	0	0
Allowances	9,39,653	9	3	10,76,230	0	0	10,92,110	0	0
(e) Miscellaneous	47,662	15	4	50,000	0	0	48,200	0	0
Total ...	4,060	0	8	4,440	0	0	4,200	0	0
3. Establishment—									
(a) General	5,021	10	8	5,200	0	0	5,000	0	0
Allowances	52	12	7	100	0	0	50	0	0
(b) Steam Road Roller—	56,797	7	8	59,740	0	0	57,450	0	0
Establishment	7,213	15	2	20,000	0	0	44,900	0	0
Overtime	2,612	14	1	3,000	0	0	3,500	0	0
Total ...	2,618	5	2	3,000	0	0	3,000	0	0
4. Tools and Plant									
(a) Stationary	1,384	2	0	2,000	0	0	1,200	0	0
(b) Printing Charges	6,565	5	3	8,000	0	0	7,700	0	0
(c) Advertising Charges	11,69,834	6	3	12,17,070	0	0	13,73,800	0	0
Carried over ...	11,69,834	6	3	12,17,070	0	0	13,73,800	0	0

Vide details of works, statement II-A.

Do.

Savings.

Vide details of works, Statement II-A.

Savings.

Vide details of works, Statement II-A.

Savings.

Increase due to payment of travelling allowances to the Engineer.

Savings.

Decrease due to debiting the cost of rails, etc., purchased for the departmental working of quarries at Pallavaram, to Repairs-Communications.

Increase due to the cost of paper for new forms.

Savings.

[illegible]

STATEMENT II.—Expenditure of the Corporation of Madras during the Official year 1917-18—(Continued).

Items.	Actuals, 1917-18.										Explanation of variations between the Actuals and the Revised Estimate of 1917-18.	
	2		3		4		5		6			7
	Actuals, 1916-17.	Budget Estimate for 1917-18.	Revised Estimate for 1917-18.	Details of Minor Heads.	Totals of Major Heads.							
1	Es.	A. P.	Es.	A. P.	Es.	A. P.	Es.	A. P.	Es.	A. P.		
Brought forward ...	12,28,387 11	1 12,72,410 0	0 14,33,800 0	0 0	12,87,231 7 1			
GRANT III.—(Continued).												
4. Registration of Births and Deaths—												
(a) Establishment	1,34,539 3 7	1,38,820 0 0	1,37,390 0 0	0 0	1,28,562 4 11			
Allowances	16,560 3 2	16,800 0 0	17,800 0 0	0 0	18,047 7 11				Increase due to payment of leave allowances to the absentees.	
(b) Contingencies	2,143 9 10	2,300 0 0	2,350 0 0	0 0	2,529 8 11				Increase due to articles, &c. purchased for child welfare scheme	
Total ...	18,703 13 0	19,100 0 0	20,150 0 0	0 0	20,577 0 10			
5. Conservancy—												
(a) Establishment—General	62,325 2 3	62,650 0 0	66,230 0 0	0 0	66,282 15 3				Increase due to leave allowances paid to the absentees.	
Allowances	3,251 14 5	6,880 0 0	4,010 0 0	0 0	3,717 15 3				Savings.	
(b) Hire of Scavengers	53,770 9 6	56,000 0 0	56,000 0 0	0 0	56,525 14 8				Increase due to savings expected in the estimate not having been realised.	
(c) Private Scavenging	2,211 3 7	2,300 0 0	2,300 0 0	0 0	2,063 7 1				Savings.	
(d) Maintenance of Bullocks—												
Establishment	4,875 5 3	5,000 0 0	5,150 0 0	0 0	4,953 13 10				Do.	
Allowances	240 0 0	760 0 0	680 0 0	0 0	738 13 1				Increase due to travelling allowances paid for purchase of bullocks.	
Labor, Fodder, contingencies, &c.	1,48,661 0 5	1,68,000 0 0	1,55,700 0 0	0 0	1,51,712 8 9				Savings.	
(e) Incinerator—												
Establishment	1,028 0 0	1,100 0 0	1,080 0 0	0 0	1,111 6 8				Increase due to the leave allowance paid to an Assistant Superintendent.	
Labor	21,041 3 8	20,000 0 0	19,080 0 0	0 0	18,391 10 11				Savings.	
(f) Night-soil Depôts and Shoots—												
Establishment	1,491 11 10	1,560 0 0	1,520 0 0	0 0	1,565 5 5				Increase due to the non-realization of savings expected in the estimate and to the improvements done to the Lang's garden Pumping Station.	
Labor	14,975 12 5	13,000 0 0	12,090 0 0	0 0	14,436 12 7				Savings.	
(g) Sanding Latrines	2,111 11 0	4,000 0 0	3,000 0 0	0 0	2,357 11 11					
(h) Maintenance of Grass Farm—												
Establishment	4,398 9 3	4,460 0 0	4,860 0 0	0 0	4,833 14 6				Decrease partly due to savings and partly to non-completion of improvements sanctioned.	
Labor	23,780 7 11	25,000 0 0	28,560 0 0	0 0	27,017 2 0					
(i) Rent of Lorry Stations and Cart Depôts	263 0 0	300 0 0	300 0 0	0 0	286 12 3					
(j) Burial and Burning Grounds—Labor	2,137 15 3	2,400 0 0	2,400 0 0	0 0	2,360 12 10					
(k) Repair of Carts, Boats and Buckets	6,174 13 4	15,000 0 0	10,000 0 0	0 0	10,586 1 10				Increase due to repairs to more carts.	
(l) Contingent—General	19,414 0 0	10,000 0 0	20,000 0 0	0 0	33,859 4 8				Increase due to large amount of expenditure incurred on account of the maintenance of lorries and vans.	
(m) Epidemic Charges—												
Plague	17,806 5 7	13,780 0 0	15,170 0 0	0 0	14,802 12 11				Increase due to purchase of large quantities of disinfectants and to the entertainment of disinfectant coolies.	
Cholera and Small-pox	26,622 13 7	22,000 0 0	24,000 0 0	0 0	29,200 3 3				Increase due to more expenditure on anti-malarial drainage works.	
Malaria	56,837 12 4	35,170 0 0	48,770 0 0	0 0	57,956 8 6					

(a) Road Watering— Establishment Labor	2,405 12 8	2,210 0 0	1,840 0 0	1,835 12 7	Savings.
	16,871 4 0	18,000 0 0	14,700 0 0	13,571 0 11	
	27,536 5 2	17,000 0 0	58,360 0 0	67,793 2 3	
	5,20,222 13 5	5,06,470 0 0	5,55,810 0 0	5,88,061 15 11	
Total	1,421 13 10	2,100 0 0	3,100 0 0	2,907 15 7	Increase due to manufacture of 23 wooden trolleys.
(b) Stationery	3,727 3 7	2,000 0 0	3,800 0 0	3,326 5 7	
(c) Printing Charges	517 2 0	600 0 0	400 0 0	512 9 0	
(d) Advertising Charges	252 7 6	200 0 0	600 0 0	304 1 6	
(e) Law Charges and Stamp Duties	287 11 8	600 0 0	450 0 0	68 12 3	Savings.
(f) Office Furniture	2,073 11 11	2,000 0 0	3,000 0 0	3,050 13 0	
(g) Clothing, Badges and Belts	...	120 0 0	100 0 0	...	
(g) Extra Staff	
Total	8,260 2 6	7,620 0 0	11,460 0 0	9,970 8 11	Increase due to additional allowance paid to the Assistant Engineer for supervising electric lights.
Total, Grant III...	6,81,726 0 6	6,72,010 0 0	7,24,800 0 0	7,47,171 14 7	
GRANT IV.—(Miscellaneous Municipal Purposes.)	
1. Lighting—	1,778 11 11	1,820 0 0	1,800 0 0	2,331 5 10	
Allowance	173 0 4	180 0 0	180 0 0	172 6 9	Savings.
Labor	11,398 14 10	13,000 0 0	13,860 0 0	12,833 11 10	
Maintenance	67,905 5 6	95,000 0 0	78,000 0 0	80,409 0 8	
Additional Lamps and Sundries	12,964 10 11	2,000 0 0	1,48,000 0 0	1,22,127 7 2	
Repairs to Lamps and Posts	15,543 5 9	10,000 0 0	20,000 0 0	22,049 4 7	Decrease due to manufacturing and fixing posts not having been completed during the year.
Total	1,09,764 1 3	1,22,000 0 0	2,61,840 0 0	2,39,923 4 10	
2. Markets and Slaughterhouses—	
(a) Smithfield Market—	600 10 7	570 0 0	670 0 0	640 13 9	
Establishment	638 10 10	600 0 0	600 0 0	640 10 8	Increase due to purchase of Watt bulbs for the electric lights.
Labor and Contingencies	2,408 4 5	2,430 0 0	2,640 0 0	2,653 2 5	
(b) Moore Market—	5,151 0 10	5,400 0 0	4,900 0 0	5,289 8 2	
Establishment	3,408 0 0	3,450 0 0	3,450 0 0	3,425 1 1	
Labor and Contingencies	15,187 0 7	13,000 0 0	15,000 0 0	17,360 1 4	Increase due to large expenditure incurred for repairs done to motor meat vans.
(c) Slaughterhouses—	60 0 0	60 0 0	60 0 0	60 0 0	
Establishment	27,517 11 3	25,510 0 0	27,320 0 0	30,063 5 5	
Labor and Contingencies	1,37,281 12 6	1,47,510 0 0	2,89,160 0 0	2,69,992 10 3	
Allowances	19,10,113 11	7,19,44,420 0 0	21,58,600 0 0	20,34,403 5 8	Carried over

STATEMENT II.—Expenditure of the Corporation of Madras during the Official year 1917-18—(Continued).

Items.	Actuals, 1916-17.		Budget Estimate for 1917-18.		Revised Estimate for 1917-18.		Actuals, 1917-18.		Explanation of variations between the Actuals and the Revised Estimate of 1917-18.	7
	Rs.	A. P.	Rs.	A. P.	Rs.	A. P.	Rs.	A. P.		
1										
Brought forward ...	19,10,113 11	7,19,44,420 0	0	0	21,55,600 0	0	20,34,403 5 8	
2. Avenues—	1,37,281 12	6 1,47,510 0	0	0	2,89,160 0	0	2,69,992 10 3	
Establishment	695 0	0 1,120 0	0	0	760 0	0	588 3 7			
Allowance	480 0	0 540 0	0	0	480 0	0	480 0 0			
Labor	6,631 15 5	7,400 0	0	0	6,700 0	0	6,175 9 7			
Tools and Plant	321 1 9	500 0	0	0	500 0	0	350 4 7			
Total ...	8,128 1 2	9,560 0	0	0	8,440 0	0	7,594 1 9	Savings.
4. Public Parks—	4,668 4 3	4,500 0	0	0	5,460 0	0	5,446 10 5			Do.
(a) People's Park—	14 12 0	20 0	0	0	20 0	0	...			
Establishment	23,348 2 9	25,350 0	0	0	26,880 0	0	26,136 5 8			
Allowance	38 0 7	50 0	0	0	100 0	0	127 13 6			
Labor, &c.	561 14 0	520 0	0	0	630 0	0	621 0 0			
Tools and Plant	125 0 0	120 0	0	0	50 0	0	50 0 0			
(b) Napier Park—	724 7 2	750 0	0	0	1,260 0	0	746 9 10			Do.
Establishment	19 7 9	10 0	0	0	10 0	0	9 0 0			
Allowance	1,022 9 9	1,200 0	0	0	1,290 0	0	1,288 9 9			
Labor, &c.	6,414 4 1	6,350 0	0	0	6,350 0	0	5,810 10 1			Do.
Tools and Plant	...	30 0	0	0	30 0	0	26 11 9			
(c) Robinson Park—	60 0 0	60 0	0	0	30 0	0	25 0 0			
Establishment	1,671 3 2	1,650 0	0	0	1,650 0	0	1,548 5 3			Do.
Allowance	...	10 0	0	0	10 0	0	9 0 0			
Labor, &c.	38,653 1 6	40,620 0	0	0	43,770 0	0	41,845 12 3	
Tools and Plant	20,538 3 4	19,560 0	0	0	21,830 0	0	20,737 3 2	
(d) Loane Square—	4,372 5 5	5,370 0	0	0	4,700 0	0	4,803 9 4			
Establishment	6,491 9 3	8,000 0	0	0	6,160 0	0	9,122 6 7			Increase due to increase of pay sanctioned to cleaners of the
Allowance	349 11 8	300 0	0	0	360 0	0	362 1 6			Increase due to heavy repairs done to motor fire engine.
Tools and Plant	3,710 15 7	4,000 0	0	0	7,500 0	0	6,869 12 7			Savings.
Total ...	1,924 9 11	17,660 0	0	0	18,720 0	0	21,157 14 0	
5. Survey of Land										
6. Fire—										
Establishment										
Labor, &c.										
Allowance										
Tools and Plant										

[illegible]

STATEMENT II.—Expenditure of the Corporation of Madras during the Official year 1917-18—(Continued).

Items.	Actuals, 1916-17.		Budget Estimate for 1917-18.		Revised Estimate for 1917-18.		Actuals, 1917-18.		Explanation of variations between the Actuals and the Revised Estimate of 1917-18.
	2		3		4		5		
	Rs.	A. P.	Rs.	A. P.	Rs.	A. P.	Rs.	A. P.	
1							6		7
Brought forward ...	22,33,287	13 11	22,74,760	0 0	26,47,060	0 0			
	31,908	6 3	31,680	0 0	40,950	0 0			
	25,857	13 9	25,900	0 0	26,900	0 0	26,725	5 7	Savings.
(a) Establishment Allowance	1,404	15 8	1,500	0 0	1,500	0 0	1,500	0 0	
(b) Stationery	1,361	6 0	2,000	0 0	1,800	0 0	1,839	3 4	Do.
(c) Printing Charges	1,189	9 2	1,200	0 0	1,200	0 0	1,053	10 5	
(d) Advertising Charges	40	7 0	50	0 0	40	0 0	21	7 0	Do.
(e) Office Furniture	661	10 9	500	0 0	400	0 0	220	10 9	
(f) Contingent	1,443	1 9	1,450	0 0	1,350	0 0	1,253	1 7	Do.
(g) Labor	120	0 0	120	0 0	120	0 0	120	0 0	
(h) Clothing for Peons	229	1 4	410	0 0	610	0 0	760	9 1	Increase due to supply of clothing to cycle peons.
Total ...	32,308	1 5	33,130	0 0	33,920	0 0		33,493 15 9	
3. Assessment and Collection—									
(a) Establishment Allowances	82,306	2 11	80,570	0 0	80,000	0 0	81,796	11 11	Increase due to payment of leave allowances to the absentees.
(b) Stationery	5,429	11 9	5,520	0 0	5,580	0 0	5,506	10 5	
(c) Printing Charges	2,61	2 5	3,300	0 0	5,000	0 0	4,087	12 6	Decrease due to non-payment of bills for supplies made within the year.
(d) Advertising Charges	3,37	8 8	4,500	0 0	4,000	0 0	2,797	0 5	
(e) Law Charges and Stamp Duties	1,333	14 0	1,500	0 0	300	0 0	217	12 0	
(f) Office Furniture	13,530	10 4	200	0 0	89	2 5	
(g) Contingent	221	8 6	400	0 0	100	0 0	23	9 11	
(h) Labor	4,533	5 11	5,000	0 0	5,000	0 0	4,711	0 2	
(i) Clothing	537	6 11	640	0 0	640	0 0	585	1 11	
(j) Extra Writers, Coolies and Carts	1,615	5 3	1,600	0 0	1,600	0 0	1,483	2 5	
(k) Commissioners' Fees	5,000	1 11	6,000	0 0	6,000	0 0	4,814	2 1	
(l) Numbering Doors	150	0 0	300	0 0	300	0 0	110	0 0	
	343	10 3	300	0 0	350	0 0	183	13 0	Savings.
Total ...	1,21,390	8 11	1,09,630	0 0	1,09,770	0 0		1,06,402 14 6	
Total, Grant V ...	1,85,657	0 6	1,74,440	0 0	1,83,940	0 0		1,80,482 8 5	

STATEMENT II.—Expenditure of the Corporation of Madras during the Official year 1917-18—(Concluded).

Items.	1	2		3		4		Actuals, 1917-18.		Explanation of variations between the Actuals and the Revised Estimate of 1917-18.	7
		Actuals, 1916-17.		Budget Estimate for 1917-18.		Revised Estimate for 1917-18.		Details of Totals of			
		Rs.	A. P.	Rs.	A. P.	Rs.	A. P.	Minor Heads.	Major Heads.		
Interest—											
4% W. W. Loan, 1869-73	Brought forward	26,33,978 12	57,200 0	1,26,14,300 0	57,200 0	0,29,96,110 0	57,200 0	57,200 0	28,45,617 0 4		
5% G. T. Drainage Loan, 1885	14,30,000		
6% Do.	1885		
Do.	1887	6,000 0	0	6,000 0	0	6,000 0	0	4,800 0	0		
Do.	1888	7,500 0	0	7,500 0	0	7,500 0	0	7,500 0	0		
5% Do.	1889	7,500 0	0	7,500 0	0	7,500 0	0	7,500 0	0		
Do.	1889	1,000 0	0	1,000 0	0	1,000 0	0	1,000 0	0		
Do.	1889	2,500 0	0	2,500 0	0	2,500 0	0	2,500 0	0		
W. W. Loan,	1890	16,050 0	0	16,000 0	0	16,210 0	0	15,490 0	0		
G. T. Drainage Loan,	1895	4,000 0	0	4,000 0	0	4,000 0	0	3,612 0	0		
Market Loan,	1897	8,000 0	0	8,000 0	0	8,000 0	0	8,000 0	0		
Plague Loan,	1899	2,000 0	0	2,000 0	0	2,000 0	0	2,000 0	0		
Water-works Loan,	1899	16,800 0	0	16,800 0	0	16,800 0	0	16,740 0	0		
Drainage Loan,	1899	6,010 0	0	6,000 0	0	6,000 0	0	5,750 0	0		
Market Loan,	1900	31,116 0	0	31,300 0	0	33,010 0	0	30,112 0	0		
Drainage Loan,	1900	6,000 0	0	6,000 0	0	6,000 0	0	4,636 0	0		
Water-works Loan,	1900	4,000 0	0	4,000 0	0	4,000 0	0	3,200 0	0		
Plague Loan,	1900	4,140 0	0	4,000 0	0	6,380 0	0	5,640 0	0		
Sewer Loan,	1901-1902	7,540 0	0	8,000 0	0	8,510 0	0	7,392 0	0		
Drainage Loan,	1901-1902	20,000 0	0	20,000 0	0	20,000 0	0	19,980 0	0		
Do.	1903	21,852 7 11	0	21,110 0	0	21,110 0	0	21,108 3 6	0		
Do.	1905	4,400 0	0	4,000 0	0	4,320 0	0	1,886 0	0		
Special Buildings Loan, 1907	1,00,000	13,664 10 1	0	13,280 0	0	13,280 0	0	13,286 10 9	0		
Drainage Loan,	1908	17,024 0	0	17,000 0	0	17,000 0	0	16,218 0	0		
Special Buildings Loan, 1909	4,25,000	4,000 0	0	4,000 0	0	4,000 0	0	4,000 0	0		
Napier Bridge Loan,	1909	14,027 4 7	0	13,660 0	0	13,660 0	0	13,664 10 1	0		
Drainage Loan,	1909	2,000 0	0	2,000 0	0	2,000 0	0	700 0	0		
Napier Bridge Loan, 1910-11	50,000	8,678 5 9	0	8,590 0	0	8,590 0	0	3,594 8 1	0		
Drainage Loan,	1911	12,000 0	0	12,000 0	0	12,000 0	0	8,856 0	0		
Special Buildings Loan, 1912	3,00,000	13,770 0	0	13,680 0	0	13,700 0	0	13,630 0	0		
Do.	1913	8,000 0	0	8,000 0	0	8,010 0	0	8,000 0	0		
Do.	1914	6,880 0	0	6,800 0	0	6,800 0	0	4,840 0	0		
Do.	1915	2,000 0	0	2,000 0	0	2,000 0	0	2,000 0	0		
Electric Lighting Loan, 1914	50,000	5,470 0	0	5,200 0	0	5,450 0	0	4,420 0	0		
Do.	1915	7,845 13 7	0	6,500 0	0	6,500 0	0	7,645 9 6	0		
Repayment Loan 1915	2,4,680	11,047 0 9	0	65,000 0	0	65,000 0	0	64,022 8 0	0		
8% Water and Drainage 1916	13,00,000	578 2 4	0	6,000 0	0	6,000 0	0	5,000 0	0		
Electric Lighting 1916	1,00,000		
6% " Water and Drainage 1917	4,00,000		
Total	...	3,55,560 1 0	0	4,11,320 0 0	0	4,25,300 0 0	0	...	4,02,323 12 11	Decrease due to claim not preferred and paid for in the year.	

Decrease due to claim not preferred and paid for in the year.

[illegible]

• Loans from Government.

57.5.—Sums aggregating Rs. 15,26,376-5-9 were transferred from the General Fund to the credit of the Water and Drainage Fund to close the latter account in pursuance of G.O. No. 519-M, Local and Municipal, dated 4th June 1887, up to 31st March 1918.

Statement showing the Liabilities and Assets as closed in the Books on the 31st March 1918 and forming the Opening Balances of 1918-1919.

List of Liabilities or Credit Balances transferred to the ensuing year—				RS.	A.	P.	RS.	A.	P.	RS.	A.	P.
BALANCE OF LOANS—												
* Waterworks Loan of 1869-73										14,30,000	0	0
G. T. Drainage Loan	1887							1,00,000	0	0
Do.	1888							1,50,000	0	0
Do.	1889							1,50,000	0	0
Waterworks Loan	1889							20,000	0	0
G. T. Drainage Loan	1890							50,000	0	0
Waterworks Loan	1895							4,00,000	0	0
Market Loan	1897							1,00,000	0	0
Plague Loan	1899							2,00,000	0	0
Waterworks Loan	1899							50,000	0	0
Drainage Loan	1899							4,20,000	0	0
Market Loan	1899							1,50,000	0	0
Drainage Loan	1900							7,80,000	0	0
Waterworks	1900							1,50,000	0	0
Plague Loan	1900							1,00,000	0	0
Sewer Loan	1901-02							1,20,000	0	0
Drainage Loan	1901-02							2,00,000	0	0
Do.	1903							5,00,000	0	0
Do.	1905							5,13,282	12	9
Special Buildings Loan	1907							1,00,000	0	0
* Drainage Loan	1908							3,24,842	12	4
Do.	1909							3,34,576	1	9
Special Buildings Loan	1909							4,25,000	0	0
Napier Bridge Loan	1909							1,00,000	0	0
Do.	1910-11							50,000	0	0
* Water-supply and Drainage Loan 1910-11								88,237	9	6
Special Buildings Loan	1912							3,00,000	0	0
Do.	1913							3,42,000	0	0
Do.	1914							2,00,000	0	0
Electric Lighting Loan	1914							50,000	0	0
Do.	1915							1,30,000	0	0
Special Buildings Loan	1915							1,70,000	0	0
Water and Drainage Loan 1916								13,00,000	0	0
Electric Lighting Loan	1916							1,00,000	0	0
* Water and Drainage Loan 1917								4,00,000	0	0
Deposits to be adjusted								3,47,970	3	2
Unpaid Liabilities								50,592	0	0
List of Assets or Debit Balances transferred to the ensuing year—												
MUNICIPAL BALANCE—												
Revenue		8,77,997	1	0						
Loan		1,15,411	12	7						
DEPOSIT BALANCE—							9,95,408	13	7			
Cash		46,626	14	1						
Fixed Deposit		1,36,443	5	1						
Government Securities, etc.		1,64,900	0	0						
SINKING FUND FOR THE LIQUIDATION OF							3,47,970	3	2			
* Waterworks Loan of 1869-73		14,14,000	0	0						
George Town Drainage Loan of 1887		41,839	1	4						
Do. do. 1888		58,861	3	7						
Do. do. 1889		57,247	14	4						
Waterworks	1889	7,661	12	7						
Drainage	1890	17,933	14	0						
Waterworks	1895	1,10,391	3	9						
Market	1897	25,607	10	10						
Plague	1899	42,424	13	9						
Waterworks	1899	10,389	11	5						
Drainage	1899	87,250	10	3						
Market	1899	31,248	2	11						
Drainage	1900	1,51,289	2	3						
Waterworks	1900	28,702	6	1						
Plague	1900	19,297	5	0						
Sewer	1901-02	20,120	11	1						
Drainage	1901-02	32,937	8	1						
Do.	1903	76,270	2	0						
Special Buildings	1907	28,944	2	0						
Do.	1909	86,106	0	6						
Napier Bridge	1909	20,331	1	7						
Do.	1910-11	8,315	12	10						
Special Buildings	1912	42,427	13	5						
Do.	1913	30,914	5	5						
Do.	1914	16,825	2	11						
Electric Lighting	1914	4,202	2	1						
Special Buildings	1915	11,480	15	7						
Electric Lighting	1915	8,758	8	1						
Do.	1916	2,752	2	8						
Water and Drainage	1916	35,908	8	10	25,30,640	1	2			
Carried over					38,72,019	1	11	103,96,501	7	6

* Loans from Government.

APPENDIX I.

49

Statement showing the Liabilities and Assets as closed in the Books on the 31st March 1918 and forming the Opening Balances of 1918-19—(Continued).

		Amount. Rs.	Amount. Rs.
	Brought forward ...	38,72,019	103,96,501
Value of Municipal buildings	46,06,790	
Do Municipal lands	7,07,382	
Do tools and plant and materials	55,30,537	
Do furniture	49,067	
Do live stock	1,29,006	
Arrears of Taxes, &c.	79,326	
Advances Recoverable	1,44,385	
	Total Assets ...	151,18,512	
	Total Liabilities ...		103,96,501

Statement showing the liabilities and assets in the books as the 31st March 1914 and
forming the Company Balance Sheet of 1913-14--(Continued)

STATEMENT II-A—Details of Allotment for Expenditure on Public Works estimated to cost Rs. 100 and upwards.

CAPITAL ACCOUNT.**PART I—NEW WORKS.**

No.	Particulars.	Revised Estimate Grant.	Expenditure during the year.	Remarks.
		Rs.	Rs.	
	GRANT I.—(Public Works).			
	1. NEW WORKS.			
	(b) Buildings.			
1	Carrying out drainage connections to Lying-in-Hospital, Monegar Choultry Road ...	2,610	2,610	Paid in full.
2	Converting storeroom in the Lying-in-Hospital, Monegar Choultry Road, into a latrine and bathroom ...	1,070	1,640	Completed. Estimate revised for Rs. 1,750. Sanctioned by S. C. on 31-5-18.
3	Acquisition of land in R. S. No. 3217 of Purasawakam in Oobrapalayam for the construction of a model school ...	863	863	Paid in full.
4	Regulation fee paid to Government Solicitor in land acquisition appeal No. 239 of 1915 in land case No. 105 of 1914 for the construction of a model school in Triplicane ...	167	167	Do.
5	Raising the low rear compound wall and putting up expanded metal screen and wall for carpenter's shed in the model school at Vallabha Agraharam Street, Triplicane ...	840	834	Do.
6	Constructing two model schools :—			
(a)	At Edapalayam junction of Hanumantharoyan Covil Street ...	6,000	...	In progress.
(b)	At R. S. No. 512 of Perambur behind the "Hope Lodge" in Vyasarpadi ...			Construction temporarily postponed.
	Total ...	11,550	6,114	
	Credit Rs. 325 paid under Rev. Account.	...	325	
			5,789	

STATEMENT II-A—Details of Allotment for Expenditure on Public Works executed by the Special Works Department, and estimated to cost Rs. 100 and upwards.

CAPITAL ACCOUNT.

PART I—NEW WORKS—(Contd.).

No.	Particulars.	Revised Estimate Grant.	Expenditure during the year.	Remarks.
		Rs.	Rs.	
	GRANT I.—Public Works—(Contd.).			
	1. NEW WORKS—(Contd.).			
	(c) <u>Drainage—Special.</u>			
	<i>Ice House Road Area.</i>			
1	Construction of new Pumping Station including Pumping Machinery ...	10,000	7,802	In progress.
2	Relaying Ice House Road sewer with 24 inches, 27 inches and 30 inches cast-iron sewers	
3	Relaying Cement pipe sewers likely to collapse ...	6,000	3,315	Do.
4	Connecting existing sewers with new Pumping Station ...	10,000	...	
	<i>Napier Park Area.</i>			
5	Construction of new Pumping Station including Pumping Machinery ...	10,000	8,440	Do.
6	Relaying sewers in Triplicane and laying new sewers in Sanitary areas including house connections ...	60,000	66,195	Do.
7	Napier Park Gravitation main ...	12,000	9,646	Completed.
8	Connecting existing sewers to new Pumping Station	
9	Pumping main from Pumping Station	
	<i>Law College Area.</i>			
10	21 inches and 30 inches sewers in China Bazaar Road and other necessary sewers.	
	<i>Royapuram Area.</i>			
11	Sewer laying including house connections ...	15,000	8,723	
	<i>Tondiarpet Drainage.</i>			
12	Necessary sewer extensions ...	5,000	3,006	In progress.
13	House drainage and house connection ...	20,000	18,099	Do.
	Carried over ...	1,48,000	1,25,226	

STATEMENT II-A—Details of Allotment for Expenditure on Public Works executed by the Special Works Department and estimated to cost Rs. 100 and upwards.

CAPITAL ACCOUNT.

PART I—NEW WORKS—(Contd.).

No.	Particulars.	Revised Estimate Grant.	Expenditure during the year.	Remarks.
	Brought forward ...	Rs. 1,48,000	Rs. 1,25,226	
	<i>Sewage Farm Pumping Station.</i>			
14	Construction of Pumping Station buildings and Machinery	
	<i>Purasawakkam Drainage.</i>			
15	Sewers manholes, etc. ...	55,000	55,018	In progress.
16	Pumping Station including Machinery ...	15,000	15,474	Do.
17	Gravitation Main No. 5 excluding upper part of brick sewer ...	45,000	48,599	Completed.
18	Gravitation Main No. 1 ...	45,000	28,478	In progress.
19	De'Mellow's Road Pumping Station installing Electric Motors	
	<i>Edward's Elliot Road Area.</i>			
20	Acquisition of land	5,596	
	<i>Miscellaneous.</i>			
21	Supply and services (Home charges) ...	2,200	4,254	
22	Stores, tools and plant (Suspense account) ...	2,72,850	3,94,878	
23	Miscellaneous ...	10,000	9,282	
24	Storm water drain North, Triplicane ...	1,000	31	Completed.
25	Kelly's drain extension	
26	Demolishing the existing syphons through the City	Cr. 12	
27	Repairing and covering of the open storm water side drains in Sydoji Street ...	460	...	
28	Alterations of house drains of 450 houses for the exclusion of silt and storm water in Tondiarpet ...	2,300	892	In progress.
29	Sewage farm 36 inches C. I. main	Cr. 58	
30	Additional work in connecting 2,000 house connections in Napier Park area ...	4,000	...	
31	Fixing venturi meters to new Pumping Stations.	Cr. 418	
	Total ...	6,00,810	6,87,240	
	Realisation by sales of stores, Cr. ...	2,00,000	2,24,043	
	Total ...	4,00,810	4,63,197	

STATEMENT II-A.—Details of Allotment for Expenditure on Public Works executed by the Special Works Department, and estimated to cost Rs. 100 and upwards.

CAPITAL ACCOUNT.

PART I—NEW WORKS.—(Continued)

No.	Particulars.	Revised Estimate Grant.	Expenditure during the year.	Remarks.
		Rs.	Rs.	
	GRANT I—Public Works—(Contd.).			
	1. NEW WORKS—(Contd.).			
	(d) <u>Water-supply—Special.</u>			
1	Pipes, specials, valves, meters, etc. ...	1,24,000	37,789	In progress.
2	Laying do. do. ...			
3	Valve chambers do. ...			
4	Fixing hydrants, fountains, etc. ...			
5	Supplies and services (Home charges)	
6	Miscellaneous, tools and plants, etc. ...	6,000	3,930	
7	Stores (suspense account) ...	50,000	23,583	
8	Filter beds ...	20,000	19,697	Completed.
9	Land fencing around filter beds	24	
	Total ...	2,00,000	85,023	
	Realisation by sales of stores ...	Cr. 50,000	38,839	
	Total ...	1,50,000	46,184	

**STATEMENT II-A—Details of Allotment for Expenditure on Public Works
estimated to cost Rs. 100 and upwards.**

REVENUE ACCOUNT.

PART I—NEW WORKS.

No.	Particulars.	Revised Estimate Grant.	Expendi- ture during the year.	Remarks.
	GRANT I.—Public Works—	Rs.	Rs	
	1. NEW WORKS—			
	<u>(a) Communications.</u>			
1	Acquisition of the remaining unacquired portions of the projected streets (Murugesu Mudali Street and Raghava Chetty Street) in the Hospital Plain, Chulai	
2	Acquisition of land bearing R.S. No. 1802-3 of Tondiarpet for connecting Katbada Street with Cochrane Basin Road ...	383	383	Paid in full.
3	Acquisition of land in R.S. No. 492-2 of Georgetown for widening Saravana Mudali Street ...	130	132	Do.
4	Acquisition of a portion of land in R. S. No. 1213 of Triplicane for widening the road at the junction of Pycroft's Road and Feroz Sahib Street ...	133	133	Do.
5	Acquisition of land for widening Venkatesa Naick Street, Triplicane ...	3,000	...	Under acquisition.
6	Acquisition of land and structure in R. S. No. 1360 4 of Egmore for rounding off the corner at the junction of Velayuda Chetty Street and Subbaraya Mudali Street ...	146	227	Paid in full. Excess sanctioned by S. C. on 25-1-18.
7	Compensation for shifting back the building in R. S. No. 5638 (part) of Georgetown in Broadway to the building line ...	1,980	1,980	Paid in full.
8	Compensation for shifting back the building in R. S. No. 8332 of Georgetown in China Bazaar Road ...	130	130	Do.
9	Excess compensation claimed by Government for 611 sq. feet of land handed over to Corporation in 1915 at the junction of Stringer's and Isaac Streets for road purposes due to the revision of the estimate ...	652	...	Awaiting further communication from Government.
10	Removing the M. E. S. C.'s post No. 87 and erecting two posts with span arrangements at the junction of Hunter's Road and Vadhyar Candapillai Street, Vepery, owing to the rounding off of corner ...	148	148	Paid in full.
	Carried over ...	6,702	3,133	

APPENDIX I.

STATEMENT II-A—Details of Allotment for Expenditure on Public Works estimated to cost Rs. 100 and upwards.

REVENUE ACCOUNT.

PART I—NEW WORKS—(Contd.).

No.	Particulars.	Revised Estimate Grant.	Expenditure during the year.	Remarks.
	Brought forward ...	Rs. 6,702	Rs. 3,133	
	GRANT I.—Public Works—(Contd.).			
	1. NEW WORKS—(Contd.).			
	(a) Communications—(Concl.).			
11	Altering the two overhead posts into span arrangements and shifting the post at the junction of Lloyd's Road and Royapettah High Road ...	932	932	Paid in full.
12	Providing a footpath from the Springhaven Road to the Old Band Stand (Cupid's Bow) in the North Beach Road ...	3,340	3,309	Do.
13	Providing a retaining wall to the above footpath, setting back lamp posts, etc. ...	4,000	...	In progress.
14	Fixing drainage pipes to carry away storm water across the above footpath ...	360	163	Completed.
15	Petty works ...	1,006	118
16	Excess compensation with interest and Court costs awarded by the Court in land case No. 25 of 1917 relating to the acquisition of 92 sq feet of land in R. S. No. 6010 of Georgetown for rounding off the corner at the junction of Acharappen Street and Thathamuthiappen Street, Georgetown	833	Paid in full. S. C. on 7-12-17.
	Total ...	16,340	8,488	
	(b) Buildings.			
1	Constructing a bathing fountain at the junction of Acharappen Street and Thathamuthiappen Street, Georgetown	Site utilised for a Lorry Station.
2	Constructing a bathing fountain in Peddunaickpet Park ...	900	841	Nearing completion.
3	Constructing a bathing fountain at the junction of Post Office Street and Lingha Chetti Street ...	600	82	Completed.
4	Construction of a compound wall on the remaining side of the Peddunaickpet Park ...	486	486	Paid in full.
	Carried over ...	1,986	1,409	

STATEMENT II-A—Details of Allotment for Expenditure on Public Works estimated to cost Rs. 100 and upwards.

REVENUE ACCOUNT.**PART I—NEW WORKS—(Contd.).**

No.	Particulars.	Revised Estimate Grant.	Expenditure during the year.	Remarks.
	Brought forward ...	Rs. 1,986	Rs. 1,409	
	GRANT I.—Public Works—(Contd.).			
	1. NEW WORKS—(Contd.).			
	<u>(b) Buildings—(Contd.).</u>			
5	Installation of electric lights and fans in the Corporation workshop and stores ...	1,500	1,801	In progress. Estimate revised for Rs. 2,500.
6	Construction of quarters for Kilpauk Pumping station staff ...	3,524	...	In progress.
7	Forming roads and constructing a cistern in the compound of the model school at Vasapmode Paracherry ...	178	178	Paid in full.
8	Constructing a compound wall around the site acquired in Edapalayam for a model school ...	820	639	Do.
9	Construction of a flush-out latrine of three seats in Bauliah Nayadu dispensary ...	551	633	Estimate revised for Rs. 1,040, completed.
10	Installing a flush-out latrine of 30 seats in Nochikuppam ...	500	329	Under correspondence.
11	Installation of a flush-out latrine of 18 seats in Audiappa Mudali Street ...	3,790	4,455	Completed. Estimate revised for Rs. 4,800.
12	Installation of a flush-out latrine of 30 seats in Ammen Covil hutting ground ...	4,239	141	Materials under collection.
13	Installation of a flush-out latrine of 30 seat in Budaperumal Naick Street ...	4,549	57	Do.
14	Construction and improvements to the flush-out latrines constructed in 1915-16 and 1916-17 ...	500	359	Paid in full.
15	Cost of 650 sq. feet of land near the Law College pumping station required for the construction of a flush-out latrine ...	812	...	Under correspondence.
16	Providing flooring boards, strengthening the doors, fixing outer fencing and whitewashing the lions' house in the People's Park ...	300	255	Paid in full.
17	Constructing a tiled shed for 'Lama' in the menagerie enclosure at the People's Park ...	210	159	Completed.
	Carried over ...	23,459	10,415	

**STATEMENT II-A—Details of Allotment for Expenditure on Public Works
estimated to cost Rs. 100 and upwards.**

REVENUE ACCOUNT.

PART I—NEW WORKS—(Contd.).

No.	Particulars.	Revised Estimate Grant.	Expendi- ture during the year.	Remarks.
	Brought forward ...	Rs. 23,459	Rs. 10,415	
	GRANT I.—Public Works—(Contd.).			
	1. NEW WORKS—(Contd.).			
	(b) Buildings—(Contd.).			
18	Construction of a new cage for the lions in the People Park ...	3,325	3,325	Paid in full. } Govern- ment grant Rs. 4,043.
19	Constructing a "Teelery" in the menagerie enclosure at the People's Park ...	675	5	Completed.
20	Extending the old motor fire engine shed at Egmore ...	575	328	Paid in full.
21	Sinking an ordinary well 8 feet in diameter in the Royapettah hospital ...	300	255	Completed. Estimate revised for Rs. 323. Sanctioned by S. C. on 8-2-18.
22	Constructing a stable for the Resident Assistant Surgeon in the Royapettah hospital. ...	900	890	Paid in full.
23	Constructing a storeroom for dhoby in the Royapettah hospital ...	650	620	Do.
24	Fixing drainage and sanitary fittings to the Nurses' quarters in the Lying-in-Hospital, Monegar Choultry Road ...	550	390	Do.
25	Extending the four new bays at "F" depot, Krishnampet ...	928	927	Do.
26	Extending the six new bays at "D" depot, Chulai ...	1,312	1,312	Do.
27	Improvements to "A" cattle depot, Basin Bridge Road, by the construction of a store shed, an office room, a straw shed, and shifting the weigh-bridge from "B" to "A" depot ...	4,589	4,589	Do.
28	Constructing retaining walls and mangers to the five cattle sheds in the above depot at Basin Bridge Road ...	3,781	...	In progress.
29	Improvements to "C" cattle depot ...	1,110	1,110	Paid in full.
30	Improvements to "G" depot in Barbers' Bridge Road ...	2,137	2,137	Do.
31	Improvements to "H" cattle depot ...	3,580	3,580	Do.
	Carried over ...	47,871	29,883	

STATEMENT II-A—Details of Allotment for Expenditure on Public Works estimated to cost Rs. 100 and upwards.

REVENUE ACCOUNT.**PART I—NEW WORKS—(Contd.).**

No.	Particulars.	Revised Estimate Grant.	Expenditure during the year.	Remarks.
		Rs.	Rs.	
	Brought forward ...	47,871	29,888	
	GRANT I.—Public Works—(Contd.).			
	1. NEW WORKS—(Contd.).			
	(b) Buildings—(Contd.).			
32	Improvements to the model milch cow house in Basin Bridge Road, "B" depot, with drainage arrangements, and providing iron pipes to the mangers of the cattle sheds, including scraping and pointing with cement the joints of the cattle sheds.	8,000	7,391	Completed.
33	Constructing three roofed platforms in the Smithfield Market, Chulai ...	368	383	Paid in full.
34	Putting up sun shades to the Smithfield Market ...	282	216	Do.
35	Construction of coolies' lines in Harris Road cart depot ...	6,000	5,687	Completed.
36	Constructing a platform 30' x 30' paved with granite sets at Harris Road cart depot for loading the small lorries ...	426	426	Paid in full.
37	Constructing a corrugated iron shed for housing the motor lorry in Acharappan Street ...	620	620	Do.
38	Erecting sheds with casuarina posts, roofing with cocoanut leaves, for the use of the stores for the sewer Superintendents of "A" and "B" pumping stations at Tondiarpet ...	500	496	Do.
39	Acquisition of land in R. S. No. 3708, 3709 and 3710 of Georgetown for the construction of a latrine in Ebramjee Sahib Street.	2,869	2,869	Do.
40	Constructing a compound wall around the additional land acquired for the Corporation workshop and stores ...	192	192	Do.
41	Acquisition of a portion of land in R. S. No. 1891 of Purasawakkam at the junction of Rangiah Chetti Street and Raghava Chetti Street for the location of a bathing fountain ...	180	...	Revised valuation of Rs. 229 was Sanctioned by S. C. on 10-5-18.
	Carried over ...	67,305	48,163	

STATEMENT II-A—Details of Allotment for Expenditure on Public Works
estimated to cost Rs. 100 and upwards.

REVENUE ACCOUNT.

PART I—NEW WORKS—(Contd.).

No.	Particulars.	Revised Estimate Grant.	Expendi- ture during the year.	Remarks.
		Rs.	Rs.	
	Brought forward ...	67,308	48,163	
	GRANT I.—Public Works—(Contd.).			
	1. NEW WORKS—(Contd.).			
	<u>(b) Buildings—(Concl'd.).</u>			
42	Construction of a pail depot at Royapuram.	6,500	4,708	In progress. Govern- ment grant Rs. 4,600.
43	Construction of a pail depot at Lang's Garden, including the erection of a corru- gated iron sheet store shed in the depot...	6,015	5,529	Completed. Govern- ment grant Rs. 4,600.
44	Connecting the soil pipe in the night-soil depot at Lang's Garden with the suc- tion pipe in the pumping station well ...	420	419	Paid in full.
45	Construction of a dhobykhana in the Robin- son Park ...	3,868	...	In progress. Estimate revised for Rs. 21,800. Sanctioned by Corpo- ration on 21-5-18. Government grant Rs. 10,384.
46	Constructing extensions to the existing dho- bykhana at Chetput ...	3,790	...	In progress. Govern- ment grant Rs. 18,200.
47	Constructing an enclosure wall for collect- ing the rubbish in Audiappa Mudaly Street ...	290	240	Paid in full.
48	Constructing a store shed to the pail depot in Ice House Road ...	520	476	Do.
49	Converting the existing two end bays into a motor lorry shed at Harris Road cart depot ...	350	348	Do.
50	Petty works ...	1,309	509
51	Acquisition of land in R. S. Nos. 2329, 2330 (part) and 2331 of Georgetown for the Rubbish Dumping Depot at Vasapmodu Parachari	11,077	Paid in full. Govern- ment grant of 1918-19.
	Total ...	90,370	71,469	
	Debit Rs. 325 taken into Capital Account.	...	325	
			71,794	

STATEMENT II-A—Details of Allotment for Expenditure on Public Works estimated to cost Rs. 100 and upwards.

REVENUE ACCOUNT.**PART I—NEW WORKS—(Contd.).**

No.	Particulars	Revised Estimate Grant.	Expenditure during the year.	Remarks.
		Rs.	Rs.	
	GRANT I.—Public Works—(Contd.).			
	1. NEW WORKS—(Contd.).			
	(c) Drainage—Ordinary.			
1	Laying of sewers—			
1	Laying 6" sewer in the lane adjoining the Muhamadan school by the side of the Jhonda Mosque, &c., Triplicane, including house connections, etc. ...	400	371	Paid in full.
2	Laying 6" sewer in Royapettah Bazaar Road and Lane including house connections with silt catcher buckets, and constructing a retaining wall along the ditch drain ...	1,800	1,266	In progress.
3	Laying 6" sewer in Badsha Sahib Street and Lane ...	1,500	1,273	Completed.
4	Extending the sewer in White's Road towards Mount Road, south side, and joining it with the head manholes in Westcott Road and Rasul Omar Bahadur Street ...	650	524	In progress.
5	Relaying 6" sewers to replace the existing concrete pipes at Gaffur Sahib Street, Triplicane ...	1,000	1,123	Do.
6	Laying 6" sewer with house connections, constructing syphon boxes, etc., in Pitchu Pillai Street, 1st and 2nd Lanes ...	1,050	472	Do.
7	Laying 6" sewers in Janjankhan Road, 1st Lane, including house connections with silt catcher buckets, etc. ...	1,120	794	Completed.
8	Extending the existing sewer in Muthugramany Street to a length of 350 feet including house connections and construction of manholes ...	1,200	200	Materials under collection.
9	Relaying the collapsed sewer in Singanna Chetti Street, Chintadripet, with new connections ...	170	175	Paid in full.
10	Connecting the drain in Perumal Mudali Street with the sewer and constructing silt catcher chambers, etc., Triplicane ...	900	530	In progress.
11	Laying a 6" sewer in Kuppu Chetti Street, 12th Division ...	600	...	Not commenced.
	Carried over ...	10,390	6,728	

STATEMENT II-A—Details of Allotment for Expenditure on Public Works estimated to cost Rs. 100 and upwards.

REVENUE ACCOUNT.

PART I—NEW WORKS—(Contd.)

No.	Particulars.	Revised Estimate Grant.	Expenditure during the year.	Remarks.
	Brought forward ...	Rs. 10,390	Rs. 6,728	
	GRANT I.—Public Works—(Contd.).			
	1. NEW WORKS—(Contd.).			
	(c) <u>Drainage—Ordinary—(Contd.)</u>			
12	Laying sewers and carrying out drain connections to the coolies lines constructed in Harris Road cart depot ...	370	204	Paid in full.
13	Laying 4" sewer in Sadyathammen Lanes and Conjeevaram Patchayappa Mudali Street ...	320	233	Completed.
14	Laying 6" sewer in Venkatasami Pillai Street and cross lane including house connections ...	1,200	...	Not commenced.
15	Diverting the 6" sewer laid underneath the private buildings in Badsha Sahib Lanes ...	300	...	Do.
16	Laying 6" sewer in Rajagopala Naick Lane including house connections ...	850	793	Completed.
17	Laying 4" S. W. pipes and constructing a new manhole with storm water separator in Waller's Road near toddy shop ...	490	38	In progress.
18	Laying 4' S. W. pipes with house connections and constructing manhole in Deva- raja Mudaly Lane in Triplicane ...	230	190	Completed.
19	Laying 4" S. W. pipes and connecting the house drains in the rear-side of Ashtabujam Road with the main sewer ...	2,650	1,252	In progress.
20	Petty works ...	200	313
21	Laying 6" sewer to replace the existing concrete pipes in Kosa Arunagiri, Lane Mirsapat	228	In progress.
II	Constructing storm water and side drains—			
1	Constructing silt traps at different places in the 3rd Division where syphons are too small for the amount of silt that is washed down ...	130	132	Paid in full.
2	Raising the wall of the side drain running from Errabalu Chetti Street junction to the junction of Post Office Street ...	738	739	Do.
3	Improvements to Kelley's Drain in Georgetown ...	5,040	5,317	In progress.
	Carried over ...	22,908	16,167	

**STATEMENT II-A—Details of Allotment for Expenditure on Public Works
estimated to cost Rs. 10⁰ and upwards.**

REVENUE ACCOUNT.

PART I—NEW WORKS—(Contd.).

No.	Particulars.	Revised Estimate Grant	Expendi- ture during the year.	Remarks.
	Brought forward ...	Rs. 22,908	Rs. 16,167	
	GRANT I.—Public Works—(Contd.).			
	1. NEW WORKS—(Contd.).			
	(c) Drainage—Ordinary—(Concl'd.).			
4	Prevention of flooding in Moor Street, Georgetown, during heavy rains ...	2,850	2,456	In progress.
5	Constructing silt pits at the junction of Errabalu Chetti Street and Audiappa Naicken Street near "Loane Square" in Broadway ...	200	62	Do.
6	Covering the side drain in front of No. 10 in China Bazaar Road ...	130	70	Completed.
7	Constructing a drain from grant shed "D" depot to the side drain in Avadanum Paupier Road ...	150	105	Paid in full.
8	Constructing a 4' drain at the north end of Pandaram Street ...	130	100	Do.
9	Constructing side drains, fixing cast iron gratings, and laying stoneware pipes in Angalammen Covil Street and Ashtabujam Road, Chulai ...	190	74	In progress.
10	Constructing a side drain and a manhole at the junction of Vadhyar Candapillai Street and Hunter's Road, Vepery ...	115	112	Paid in full.
11	Carrying out temporary connections between the reclaimed portion near Crystal Ice Factory and the nearest manhole in the street for draining the storm water stagnating over the filled up portion ...	297	109	Completed.
12	Constructing a 6" masonry drain in Vellala Street, Purasawakkam ...	140	...	Not commenced.
13	Decreasing flooding in Stringer's Street, Georgetown ...	600	462	In progress.
14	Covering the Kelly's drain with Siegwart beams and reconstructing and repairing the drain portions breached near the sea.	8,500	2,006	Completed.
15	Construction of storm water drains across the Salt Depot in Wall Tax Road ...	19,400	19,783	In progress.
16	Petty works ...	890	414
17	Investigation* for the prevention of flooding by construction of storm water in South Triplicane	345	Materials under collec- tion.
	Total ...	51,500 *780	42,265	*Government Grant.

STATEMENT II-A—Details of Allotment for Expenditure on Public Works
estimated to cost Rs. 100 and upwards.

REVENUE ACCOUNT.

PART I—NEW WORKS—(Concl'd.).

No.	Particulars.	Revised Estimate Grant.	Expendi- ture, during the year.	Remarks.
		Rs.	Rs.	
	GRANT I.—Public Works—(Contd.).			
	1. NEW WORKS—(Contd.).			
	(d) <u>Water-supply—Ordinary.</u>			
I	Purchasing and fixing meters —			
1	Fixing one 1½ inches meter to H 3 Police Lines in Tiruvethiyur High Road, Ton- diarpot ...	110	116	Paid in full.
2	Fixing 1 inch. meter to the premises Nos. 100/101 in Tiruvethiyur High Road.	115	80	Completed.
3	Fixing one 1 inch meter to the premises Nos. 98/99 in Tiruvethiyur High Road, disconnecting 1½ inches pipe from the main, and connecting the same with another 1½ inches pipe ...	230	171	Do.
4	Fixing two ¾ inches meters to the Police Sergeant's and Inspector's quarters in Isaac Street, Georgetown ...	130	131	Paid in full.
5	Fixing a 1½ inches meter to the house ser- vice in "Munim Baugh," Graeme's Road.	105	76	In progress.
6	Fixing a ¾ inch meter to St. Mathias cemetery and converting the two existing connections into one in Vadamalai Pillai Street ...	120	117	Paid in full.
7	Fixing a 1½ inches meter to St. Andrew's cemetery in Body Guard Road ...	180	180	Do.
8	Fixing a meter to St. Mary's cemetery in Body Guard Road ...	120	121	Do.
9	Fixing a meter to St. Patrick's cemetery in Body Guard Road ...	120	122	Do.
10	Fixing a 1½ inches meter to St. Mathias's Church cemetery ...	170	159	Do.
11	Fixing a 1 inch meter for the service that feeds the servants' quarters in the Mone- gar Choultry hospital ...	110	130	Do.
12	Petty works ...	8,490	8,107
13	Fixing 1 inches meter to Chengalroya Naick's Technical Institute at Rundall's Road	101	* Paid in full.
	Carried over ...	10,000	9,611	

STATEMENT II-A—Details of Allotment for Expenditure on Public Works estimated to cost Rs. 100 and upwards.

REVENUE ACCOUNT.**PART I—NEW WORKS—(Contd.).**

No.	Particulars.	Revised Estimate Grant.	Expenditure during the year.	Remarks.
	Brought forward ...	Rs. 10,000	Rs. 9,611	
	GRANT I.—Public Works—(Contd.)			
	1. NEW WORKS—(Contd.).			
	(d) <u>Water-supply-Ordinary—(Cont.).</u>			
14	Fixing $\frac{3}{4}$ inch meter to the house No. 21 in Royapettah High Road, 19th Division.	89	Paid in full.
15	Fixing a $\frac{3}{4}$ inch meter to the premises No. 20, Audiappa Gramany Street, 15th Division	109	Do. S. C. on 30-11-1917.
II	Purchasing and fixing hydrants—	1,000
1	Fixing a 4-inch hydrant at Royapuram Terminus for filling the road watering car of the Madras Electric Tramways	189	Completed. S. C. on 16-11-1917.
2	Fixing a 4 inch hydrant in North Beach Road near Customs House for the motor road watering cart of the Madras Electric Tramway Company	86	Do.
3	Petty Works	113
III	Laying and cleaning pipes—			
1	Laying a 2 inch main in Kathiwakum High Road from the last fountain and erecting a fountain in the pail depot ...	790	746	Paid in full.
2	Connecting the stand pipe in Ammen Coil hutting ground with the sewer, including the construction of washing platforms ...	518	518	Do.
3	Laying 2½ inch pipe for 500 feet in Vadugu Edayar Street to connect the existing dead end connection with the nearest main in Paripurnavinayagar Coil Street ...	120	83	Do.
4	Laying 270 feet of 1 inch pipe and erecting a fountain in the paracherry in Appasamy Mudali Street, Harrington Road ...	370	337	Do.
5	Fixing a public fountain in Cox Street ...	157	160	Do.
6	Laying 2 inch cast-iron pipe from Manicka Maistri Street to Muhamad Hussain Street and connecting the same with the existing fountain ...	620	266	Completed.
7	Cleaning 2-inch cast iron pipe in Muhamad Hussain Khan Street ...	150	85	Do.
	Carried over ...	13,725	12,392	

STATEMENT II-A—Details of Allotment for Expenditure on Public Works estimated to cost Rs. 100 and upwards.

REVENUE ACCOUNT.

PART I—NEW WORKS—(Contd.).

No.	Particulars.	Revised Estimate Grant.	Expenditure during the year.	Remarks.
	Brought forward ...	Rs. 13,725	Rs. 12,392	
	GRANT I.—Public Works—(Contd.).			
	1. NEW WORKS—(Contd.).			
	<u>(d) Water-supply-Ordinary—(Concl'd.).</u>			
8	Cleaning 1,014 feet of 2½ inch and 2 inch C. I. pipe in Thulukanathammen Coil Street and Irusappa Gramany Street and laying 525 feet of 2½-inch pipe in Irusappa Gramany Street ...	560	561	Paid in full.
9	Cleaning and relaying 2,150 feet of 3 inch, 2½ inch and 2 inch C. I. pipes in Nattu Sul baraya Mudali Street and Mundakanniammen Coil Street ...	314	306	Completed.
10	Laying 2½ inch pipes in Sirdarjung's Garden Street ...	984	675	Do.
11	Relaying 600 feet of 2 inch pipe in Audiappanaick Street from the 4 inch main in Thottikalakumarappa Mudali Street ...	125	121	Paid in full.
12	Cleaning 252 feet in Conjeevaram Muni-samy Maistri Street and Ashtabujam Road ...	135	97	Materials under collection.
13	Petty works ...	1,917	1,074
14	Extending 2 inch C. I. main in Terumalai Lane, 9th Division	214	Paid in full. S. C. on 16-11-1917.
15	Constructing a fountain in Thandavameorthi Chetti Street taking ¾ inch connection from 3 inch main in East Madah Church Street	78	In progress. S. C. on 7-12-1917.
16	Removing the fountain now existing at the west end of Madawakkam Street, extending the pipe towards east and re-erecting the fountain at the middle of the street, near the temple, 14th Division	129	Paid in full. S. C. on 20-12-1917.
17	Extending the 2 inch main in Pycrofts 1st Lane and connecting the same with the main in Woods Road 17th Division	172	Completed. S. C. on 20-12-1917.
18	Constructing a street fountain in Munusawmy Chetty's garden, taking connection from Rama Naick Street, 2nd Division	125	In progress. S. C. on 11-1-1918.
	Total ...	17,760	15,944	

STATEMENT II-A—Details of Allotment for Expenditure on Public Works.
estimated to cost Rs. 100 and upwards.

REVENUE ACCOUNT.

Part I—NEW WORKS—(Concl'd.).

No.	Particulars.	Revised Estimate Grant.	Expendi- ture during the year.	Remarks.
		Rs.	Rs.	
	GRANT I.—Public Works—(Contd.).			
	1. NEW WORKS—(Concl'd.)			
	(c) Miscellaneous.			
I	Minor Works—			
1	Providing an iron pipe fence in the Corpo- ration land at Jones Street, Georgetown.	250	33	Completed.
2	Construction of a revetment and apron to the outflow channel of the sewage farm at Tondiarpet for preventing the portion being washed away by rain ...	1,800	...	In progress.
3	Contribution to the President, District Board, Chingleput, for sinking a well at the Ennore Lock ...	200	200	Paid in full.
4	Petty Works ...	350	52
	Total ...	2,600	285	

**STATEMENT II-A—Details of Allotment for Expenditure on Public Works
estimated to cost Rs. 100 and upwards.**

REVENUE ACCOUNT.

PART II—REPAIRS.

No.	Particulars.	Revised Estimate Grant.	Expendi- ture during the year.	Remarks.
		Rs.	Rs.	
	GRANT I.—Public Works—(Contd.).			
	2. REPAIRS.			
	<u>(a) Communications.</u>			
1	Reform roads] ...	2,50,000	2,52,007
2	Labour for rolling ...	34,000	33,089
3	Fuel, oil, sundries, repairs, etc., for road rollers ...	18,800	16,275
4	Repairs materials ...	30,000	23,784
5	Repairs to culverts and footpaths—			
(a)	Covering the culverts in the 19th and 20th Divisions with roughly dressed granite stones ...	160	151	Paid in full.
(b)	Repairing the culvert in DeMellow's Road burial ground in Chinnathamby Mucaly Street, Oobrapalayam ...	118	118	Do.
(c)	Constructing a culvert at the junction of Manicka Chetti Street and Perambur Barracks Road ...	260	250	Do.
(d)	Constructing two slab culverts at the junction of the McNicholas Road and Dares Gard- en ...	480	188	Completed.
(e)	Petty works ...	982	695
6	Repairs to bridges—Canal bridges—			
(a)	Painting with four coats of paint the Napier bridge ...	2,000	360	In progress.
(b)	Constructing side passages for pedestrian traffic to the bridge at Farren's Road, Perambur ...	3,900	741	Do.
(c)	Repairs to Mundakanniammen Covil bridge.	2,000	5,286	Do. Excess to be met from the budget 1918-19.
(d)	Petty works ...	1,400	1,095
7	Tarring roads (tar and asphalt road work).	14,000	13,331
	Carried over ...	3,58,100	3,47,370	

STATEMENT II-A—Details of Allotment for Expenditure on Public Works*
estimated to cost Rs. 100 and upwards.**REVENUE ACCOUNT.****PART II—REPAIRS—(Contd.).**

No.	Particulars.	Revised Estimate Grant.	Expenditure during the year.	Remarks.
	Brought forward ...	Rs. 3,58,100	Rs. 3,47,370	
	GRANT I.—Public Works—(Contd.).			
	2. REPAIRS—(Contd.).			
	(a) Communications—(Concl.).			
8	Minor works—			
(a)	Shifting one tramway pole and rearranging the guard wires in General Hospital Road near Memorial Hall ...	169	169	Paid in full.
(b)	Providing galvanized iron twisted wire for the fencing in Moor Road ...	825	825	Do.
(c)	Raising the manhole covers to the road level in Ice House Road and Peter's Road ...	120	51	Completed.
(d)	Fixing heavy cast-iron manhole cover in Rungapillai Garden Street between Peddunaicken Street and Ammen Covil Street ...	104	104	Paid in full.
(e)	Petty works ...	1,782	1,305
	Total ...	3,61,100	3,49,824	
	(b) Buildings.			
I	Repairs and improvements to Municipal buildings including petty works—			
1	Re-wiring the electric installation of the motor pump in the Ripon buildings ...	150	150	Paid in full.
2	Cost of two Pete and Redford accumulators including charging for the use of the burglar's alarm in the Ripon buildings ...	134	134	Do.
3	Providing sunshades to windows in the Superintendent's quarters in Robinson park ...	150	122	Do.
4	Repairs to the Superintendent's quarters in the Moore market ...	190	144	Do.
5	Painting the bear's cage in the menagerie at the People's Park with two coats of "Cuirass" paint ...	150	76	Do.
	Carried over ...	774	626	

STATEMENT II-A—Details of Allotment for Expenditure on Public Works estimated to cost Rs. 100 and upwards.

REVENUE ACCOUNT.

PART II—REPAIRS—(Contd.).

No.	Particulars.	Revised Estimate Grant.	Expenditure during the year.	Remarks.
		Rs.	Rs.	
	Brought forward ...	774	626	
	GRANT I.—Public Works—(Contd.).			
	2. REPAIRS—(Contd.).			
	<u>(b) Buildings—(Contd.).</u>			
6	Repairs to the model huts in Cemetery Road paracherri ...	1,450	1,339	Completed.
7	Repairs to the 148 model huts in Vasapumode paracherri ...	1,100	769	Paid in full.
8	Improvements to the model dwellings at Hendersonpet ...	1,100	524	In progress
9	Whitewashing the Anglo-Indian quarters at Nariangadu ...	180	86	Completed.
10	Painting doors and windows and repairing the drain in cholera hospital ...	570	420	Paid in full.
11	Repairs to the infectious diseases hospital in the Barracks plain ...	280	245	Do.
12	Repairing kitchen and storeroom in the Lying-in-Hospital, Monegar Choultry Road ...	400	391	Do.
13	Repairs to the different wards in the Lying-in-Hospital, Monegar Choultry Road ...	332	332	Do.
14	Fixing 83 ground glass panes to the doors and windows in the Royapettah hospital.	120	120	Do.
15	Providing a wooden ceiling to the operation room in the Bauliah Nayudu dispensary, Rutlers Lane ...	123	168	Do.
16	Painting the planked ceiling and W. I. trusses in the upper floor wards and the woodwork in the male and female sheds of the Royapettah hospital ...	809	809	Do.
17	Repairs to the Isolation hospital including the Nurse's quarters in Krishnampet ...	570	489	Do.
18	Repairs to the sheep slaughterhouse ...	525	...	Estimate cancelled Funds otherwise utilized.
19	Re-tiling the shed in the sewage farm, Surianarayana Chetti Street ...	200	200	Paid in full.
	Carried over ...	8,533	6,518	

STATEMENT II-A—Details of Allotment for Expenditure on Public Works •
estimated to cost Rs. 100 and upwards.

REVENUE ACCOUNT.

PART II—REPAIRS—(Contd.).

No.	Particulars.	Revised Estimate Grant.	Expendi- ture during the year.	Remarks.
		Rs.	Rs.	
	Brought forward ...	8,533	6,518	
	GRANT I.—Public Works—(Contd.)			
	2. REPAIRS—(Contd.)			
	(b) <u>Buildings—(Contd.).</u>			
20	Repairing and raising the bazaars attached in the cart stand in the Elephant Gate Road and improving the cart stand by the construction of a drain ...	1,350	...	Estimate revised for Rs. 1,555.
21	Reforming to a thickness of 6 inches the plot of land inside the Elephant Gate cart stand by dividing the ground into four plots for purposes of reformation ...	2,430	309	In progress.
22	Repairs to the Hindu burial ground in DeMellow's Road ...	180	183	Paid in full.
23	Repairs to the 17th Division stores in Balamuthu Street, Triplicane ...	430	430	Do.
24	Repairs to the office of the Sanitary Inspector in Cutcheri Road, Mylapore ...	162	162	Do.
25	Repairs to the Corporation premises Nos. 14, 15 and 16 in Subbaroya Mudali Street, Pudupet, Madras ...	660	660	Do.
26	Repairs to the Smithfield market ...	130	138	Do.
27	Repairing the seven iron gates in the evening bazaar ...	150	100	Do.
28	Repairing the roof and drain of the blacksmiths' shop in the workshop and stores.	675	323	In progress.
29	Re-lining the cupola with fire bricks and repairing the platform for the moulders' use at the Corporation workshop ...	280	154	Estimate being revised for Rs. 276. Completed.
30	Providing an expanded metal screen and door for the training shed attached to the model school in Venkatarangam Pillai Street ...	150	128	Paid in full.
31	Reconstructing the boundary walls of the latrine opposite to Musthangori in Audiappa Mudaly Street ...	365	365	Do.
	Carried over ...	15,445	9,470	

- STATEMENT II-A—Details of Allotment for Expenditure on Public Works estimated to cost Rs. 100 and upwards.

REVENUE ACCOUNT.

PART II—REPAIRS—(Contd.).

No.	Particulars.	Revised Estimate Grant.	Expenditure during the year.	Remarks.
		Rs.	Rs.	
	Brought forward ...	15,445	9,470	
	GRANT I.—Public Works—(Contd.)			
	2. REPAIRS—(Contd.)			
	(b) Buildings—(Contd.).			
32	Erecting a partition wall in the sanded latrine in Cooum River Road, Chintadripet ...	174	174	Paid in full.
33	Repairing the male and female latrines at Nariangadu paracherry ...	149	149	Do.
34	Improvements to the water-supply in the flush-out latrine at Periathambi Street ...	670	738	Paid in full. Includes cost of materials returned to stores.
35	Do. at Kassi gardens ...	410	514	Do.
36	Do. at Samireddi paracherry.	430	374	In progress.
37	Do. at Palmyra Kuppam ...	260	346	Completed. Includes cost of materials returned to stores.
38	Do. at Kandappa Mudali St...	640	427	Completed.
39	Removing the old leaky tipplers in the flush-out latrine at Kuppam and re-fixing with new ones ...	250	87	Do.
40	Replacing the leaky tipplers in the flush-out latrine at Ice House Road with new ones.	250	122	Do.
41	Constructing a tipping chamber and a manhole to the existing flush-out latrine in the Male Asylum Road, Egmore ...	350	190	In progress.
42	Repairs to the latrine at Letang's Road ...	240	152	Paid in full.
43	Reforming the roadway inside the compound of 'A' depot in Basin Bridge Road ...	995	942	Do.
44	Repairing the latrine in Mannarsami Covil Street ...	150	116	Do.
45	Sanding the play-ground of the model school at Chetput ...	140	...	Completed.
	Carried over ...	20,553	13,801	

STATEMENT II-A—Details of Allotment for Expenditure on Public Works estimated to cost Rs. 100 and upwards.

REVENUE ACCOUNT.**Part II—REPAIRS—(Contd.).**

No.	Particulars.	Revised Estimate Grant.	Expenditure during the year.	Remarks.
	Brought forward ...	Rs. 20,553	Rs. 13,801	
	GRANT I.—Public Works—(Contd.).			
	2. REPAIRS—(Contd.)			
	(b) Buildings—(Concl'd.)			
46	Manufacturing two iron doors for the latrine attached to the Mosque, 5th Lane, Tey-nampet ...	125	118	Paid in full.
47	Reconstructing outer wall of the female side latrine in Seniamman paracherry ...	180	153	Do.
48	Reconstructing the tiled shed for storing hay in the sewage farm ...	450	392	Do.
49	Shifting tiles in the cattle depot, Chulai ...	175	167	Do.
50	Improvements to the shed in the Napier Park occupied by the Superintendent, plague office ...	200	189	Do.
51	Repairing the several wards attached to the Lying-in-Hospital ...	3,295	2,063	Completed.
52	Strengthening the top and northern side of the ourang-outang enclosure with expanded metal, etc., in the menagerie enclosure ...	750	742	Paid in full.
53	Petty works ...	5,972	5,286
54	Repairing Medical Registrar and Conservancy Overseer's Office in Cutcheri Road, Mylapore	92	Paid in full.
55	Painting with two coats citadel paint in Moore market	1,101	Paid in full. S. C. on 20-12-1917.
II	Repairing pumping stations ...	4,000	2,398
III	Labour ...	9,100	8,950
	Total ...	44,800	35,452	
	(c) Drainage—(Ordinary).			
I	Repairs to masonry drains—			
1	Chipping, washing and repainting 108 old manhole covers removed in the city to be fit for use ...	216	212	Paid in full.
2	Shifting the syphon boxes in Tiruvengadanaicken Street, Royapuram ...	269	269	Do.
	Carried over ...	485	481	

STATEMENT II-A—Details of Allotment for Expenditure on Public Works
estimated to cost Rs. 100 and upwards.

REVENUE ACCOUNT.

Part II—REPAIRS—(Contd.).

No.	Particulars.	Revised Estimate Grant.	Expendi- ture during the year.	Remarks.
	Brought forward ...	Rs. 485	Rs. 481	
	GRANT I.—Public Works—(Contd.).			
	2. REPAIRS—(Contd.).			
	(c) <u>Drainage—Ordinary—(Contd.).</u>			
3	Shifting back the 80 syphon boxes in Venkatachela Naicken Street, Royapuram ...	1,000	991	Paid in full.
4	Manufacturing cast-iron gratings for covering the cess-pits in the 6th and 7th Divisions ...	885	361	Do.
5	Raising the side walls of the drains in Malaiperumal Street ...	580	285	Completed.
6	Raising the outer side wall of drains in Jehangir Street from the junction of Errabalu Chetti Street to the junction of Mukernallamuthu Chetty Street ...	267	267	Paid in full.
7	Manufacturing 50 cast-iron gratings 2 inch x 6 inch x 1 foot to cover the drain in China Bazaar Road and in Mint Street ...	331	236	Completed.
8	Constructing a gully at the junction of Wall Tax Road and General Hospital Road and connecting the same with 6 inch stoneware pipe with the main drain ...	200	149	Paid in full.
9	Reconstructing the broken drain 500 feet long in Ramanan Street at the entrance into Wall Tax Road ...	110	109	Do.
10	Repairing the masonry drain near Rubbish depot in Brick Kiln Road ...	102	102	Do.
11	Clearing the underground masonry drain in Avadarum Paupier 1st and 2nd Lane and providing cess-pit with heavy cast-iron covers ...	300	239	Do.
12	Connecting the drain in the existing latrine with that of the sewer in Sydenham's Road ...	822	119	Materials under collection.
13	Extending the sewer in Cuddapah Rungiah Chetti Street and connecting it with the sewer in Mattukara Veerabadran Street...	142	141	Paid in full.
14	Raising 302 syphon boxes in the 13th Division above the ground level ...	610	609	Do.
	Carried over ...	5,334	4,089	

STATEMENT II-A—Details of Allotment for Expenditure on Public Works
estimated to cost Rs. 100 and upwards.

REVENUE ACCOUNT.

Part II—REPAIRS—(Contd.)

No.	Particulars.	Revised Estimate Grant.	Expendi- ture during the year.	Remarks.
	Brought forward ...	Rs. 5,334	Rs. 4,089	
	GRANT I.—Public Works—(Contd.).			
	2. REPAIRS—(Contd.).			
	(c) Drainage—(Ordinary)—(Contd.).			
15	Raising syphon boxes and providing silt catcher buckets, etc. in Budaperuma Naicken Street, Mount Road ...	118	114	Paid in full.
16	Constructing additional manholes for the sewers in Westcott Road ...	240	212	Do.
17	Providing gullies for draining storm water in Mount Road opposite to Christ Church and Cosmopolitan Club ...	368	49	Do.
18	Connecting drain and doing cast-iron pipe connection, fixing cast-iron gratings, and constructing silt pits, etc., at the south end of Kennet's Lane, Egmore ...	180	173	Do.
19	Constructing washing platforms to the huts in Naval Hospital paracherri ...	170	82	Completed.
20	Re-grading the open drain in Patter's Road along the side of Brind's Hotel and carrying out necessary repairs to the existing drain ...	800	551	Paid in full.
21	Removing and reconstructing the storm water separator at the junction of Woods Road and Mount Road ...	190	104	Do.
22	Connecting the drain in the Royapettah hospital with the sewer in Royapettah High Road ...	200	15	In progress.
23	Repairing the 13 syphon boxes and raising the same in Triplicane ...	140	139	Paid in full.
24	Constructing a 4 inch side drain at Kuppam behind the Corporation school in Venkatarangam Pillai Street, Triplicane ...	115	106	Do.
25	Removing the flushing cisterns and refilling the same in the 19th and 20th Division ...	297	297	Do.
26	Dismantling the damaged manhole covers in the 19th and 20th Divisions and replacing the same with new ones ...	2,172	2,172	Do.
27	Raising the masonry drain in Dhadasbamekkam, DeMellow's Road, 10th Division. ...	300	...	Estimate cancelled.
28	Raising syphon boxes in Maddalanarayanan Street ...	275	239	Paid in full.
	Carried over ...	10,899	8,342	

STATEMENT II-A—Details of Allotment for Expenditure on Public Works
estimated to cost Rs. 100 and upwards.

REVENUE ACCOUNT.

Part II—REPAIRS—(Contd.)

No.	Particulars.	Revised Estimate Grant.	Expendi- ture during the year.	Remarks.
	Brought forward ...	Rs. 10,899	Rs. 8,342	
	GRANT I.—Public Works—(Contd.).			
	2. REPAIRS—(Contd.).			
	(c) Drainage—(Ordinary)—(Concl.).			
29	Raising the street side drain from houses Nos 33 to 49 in Fourth Line Beach Road, to divert the flow of sewage to a length of 250 feet ...	211	192	Paid in full.
30	Raising syphon boxes and providing silt catcher buckets in Balakrishna Pillai Street 16th Division	148	Completed. S. C. on 30-11-17.
31	Raising syphon boxes and providing silt catcher buckets in East Madah Street, Mylapore	180	Do do.
32	Raising syphon boxes in Muzafar Zang Bahadur Street Triplicane	143	Paid in full. S. C. on 11-1-18.
33	Laying 12 inch stoneware pipes, jointing, refilling trenches, etc., at an average depth of 3 feet x 6 feet for sewage irrigation at grass farm, Tondiarpet	209	Paid in full. S. C. on 8-2-18.
34	Raising Syphon boxes in Poonamallee High Road	72	Materials under collection S. C. on 22-3-18.
II	Petty works ...	8,110	6,696
III	Pumping Stations—			
(i)	Coal, liquid fuel, lubricating oils and charges for the electric motor ...	*1,31,000	1,97,043	*Coal, Rs. 82,645-8-4 Liquid fuel Rs. 7,412-7-6 Electric energy. Rs. 13,813-4-10.
(ii)	Repairs materials ...	50,000		
(iii)	Labor, including the Fitter's staff and overtime ...	27,000		
(iv)	Miscellaneous charges such as stationery, printing, advertising, etc. ...	2,000		
(iv)	Sewer main drain, etc. ...	50,000	46,220	
(v)	Hire of coolies, etc. ...	56,240	47,272	
(vi)	Maintenance of bullocks ...	75,000	75,857	
(vii)	Maintenance of carts ...	5,000	5,293	
	Total ...	4,15,460	3,87,667	

STATEMENT II-A—Details of Allotment for Expenditure on Public Works
estimated to cost Rs. 100 and upwards.**REVENUE ACCOUNT.****PART II—REPAIRS—(Concl'd.).**

No.	Particulars.	Revised Estimate Grant.	Expendi- ture during the year.	Remarks.
		Rs.	Rs.	
	GRANT I—Public Works—(Concl'd.).			
	2. REPAIRS—(Concl'd.).			
	(d) Water-Supply.			
1	Labour—Fountains ...	16,400	15,152	
	Contingencies ...	20,300	17,827	
2	Repairs to meters including replacing old ones and fixing new meters ...	5,500	5,350	
3	Red Hills Lake staff ...	1,850	1,829	
4	Filter beds and conduit ...	1,450	1,975	
5	Cleaning the above and tools and plant ...	10,000	8,764	
6	Delivery channel ...	960	887	
7	Pumping station, Kilpauk—			
(i)	Coal and lubricating oils ...	* 90,000	1,03,989	* Coal Rs. 83,061.
(ii)	Repairs materials ...	18,000		
(iii)	Labor, including Fitter coolies ...	12,000		
(iv)	Miscellaneous charges ...	970		
8	Analysis of water ...	570	238	
	Total ...	1,78,000	1,56,011	
	(e) Miscellaneous.			
1	Petty works ...	2,550	2,066	
	Total ...	2,550	2,066	

STATEMENT III-C.—Compares the receipts from the license fees levied on Import of Timber and Firewood and shows the rise and fall in Imports generally.

Period of Operation.	2	3	4	5	6	7	8	9	10	11	12	13	14
	Articles Imported.	By Sea collected by the Madras Port Trust since 1st April 1910.	By Madras and S. M. Railway.	By S. I. Railway.	By Buckingham Canal (North).	By Buckingham Canal (South).	By Toll Gates collected by the Farmer.	Total of Columns 3 to 8.	Sums with the Collecting Agencies at the end of the previous year.	Total of Columns 9 and 10.	Sums with the Collecting Agencies at the end of the year.	Refunds in the year.	Net (column 11 minus columns 12 and 13).
1													
1914-15	Timber	1,28,556	4 0 12,237	8 0 927	8 0 0	3 12 0	125 0 0	1,41,250	0 0 1,347	8 0 1,43,197	8 0 1,742	0 0 68,348	85,107
	Inferior Redwood	...	215 8 0	8 0 0	3 0 0	226 8 0	0 0 1	0 0 227	8 0 0	...	221 0 0
	Junglewood Posts, &c.	...	4,570 14 0	46 14 0	...	64 0 0	1,163 8 0	5,351 8 0	0 0 413	0 0 6,265	0 0 625	...	5,639 10 0
	Firewood	...	16,011 13 2	246 11 0	18,486 13 6	6,250 0 0	2,008 12 8	43,004 2 4	1,102 9 6	44,106 11 10	1,595 7 6	...	42,511 4 4
	Total	1,48,556	4 0 33,035	11 2 1,229	1 0 18,490	9 6 6,314	4 0 3,206	81,903 32 2	2 4 2,894	11 6 1,23,796	7 6 68,348	3 21 31,479	3 2
1915-16	Timber	1,18,575	0 0 19,202	12 0 1,553	12 0 0	...	176 9 0	1,39,854 1 0	1 0 1,742	0 0 1,41,426	2 0 1,283	0 0 47,644	92,498
	Inferior Redwood	...	496 8 0	3 8 0	1 0 0	501 0 0	0 0 6	8 0 507	8 0 50	...	457 0 0
	Junglewood Posts, &c.	...	5,345 6 0	49 8 0	195 0 0	60 12 0	1,258 8 0	6,841 2 0	625 8 0	7,466 10 0	390 12 0	...	7,075 14 0
	Firewood	...	13,828 4 4	458 10 0	16,407 6 0	7,499 0 6	1,817 9 10	40,010 14 8	1,593 7 6	41,606 6 2	1,178 1 0	...	40,428 5 2
	Total	1,18,575	0 0 38,939	14 4 2,175	6 0 16,538	6 0 7,559	12 6 3,253	101,017 037 1	8 3 3,989	7 6 1,91,006	9 2 2,902	7 0 47,644	1,40,459
1916-17	Timber	1,40,926	4 0 15,462	8 0 1,637	8 0 1	4 0 0	292 8 0	1,58,320 0 0	1,283 2 0	1,59,603 2 0	1,835 0 0	0 0 34,877	1,22,590
	Inferior Redwood	112 0 0	461 8 0	1 8 0	4 8 0	579 8 0	50 8 0	630 0 0	31 8 0	...	598 8 0
	Junglewood Posts, &c.	...	4,852 14 0	142 10 0	...	39 0 0	1,960 8 0	6,895 0 0	360 12 0	7,255 12 0	424 2 0	...	6,831 10 0
	Firewood	...	11,825 12 6	909 4 11	19,639 5 6	9,625 5 0	3,256 5 0	45,296 6 5	1,178 1 0	46,434 1 5	1,285 14 0	1 2 0	45,147 1 5
	Total	1,41,038	4 0 32,002	10 6 2,690	14 11 19,540	9 0 9,654	5 0 4,913	13 0 2,10,580	8 5 2,802	7 0 2,13,452	8 0 3,076	8 0 34,878	1,74,997
1917-18	Timber	1,11,262	8 0 16,485	0 0 2,115	0 0 0	...	418 12 0	1,30,281 4 0	1,835 0 0	1,32,116 4 0	1,230 0 0	0 0 25,262	1,05,628
	Inferior Redwood	47 8 0	97 8 0	10 8 0	167 8 0	81 8 0	199 0 0	33 12 0	...	165 4 0
	Junglewood Posts, &c.	...	496 8 6	165 0 0	8 0 1,946	2,826 6 6	434 2 0	3,250 8 6	365 10 0	...	2,884 14 6
	Firewood	...	10,279 11 0	4,228 0 4	20,912 3 0	16,164 13 0	5,515 8 6	52,800 10 6	1,255 14 0	54,056 8 6	1,778 5 6	2 5 0	52,305 4 0
	Total	1,11,310	12 0 27,368	11 6 6,508	2 0 19,624	8 0 16,382	5 0 5,891	61,86,075 13 0	3,576 8 0	1,89,652 5 0	3,407 11 0	25,264 16 0	1,60,979 10 6

TABLE No. 1.

Statement showing the current demand, collection, remission and balance under the combined property taxes as compared with the corresponding figures for 1915-16 and 1916-17.

Year.	Gross Demand.		Remitted on appeal.		Net Demand.		Collection.		Remission and written off.		Balance.		Percentage of collection to net demand.
	Rs.	A. P.	Rs.	A. P.	Rs.	A. P.	Rs.	A. P.	Rs.	A. P.	Rs.	A. P.	
1915-16 ...	16,97,340	13 3	564	12 8	16,96,776	0 7	16,27,644	0 10	19,618	8 8	49,513	7 6	95.93
1916-17 ...	18,56,582	4 8	346	5 0	18,56,235	15 8	18,06,833	4 10	17,031	5 5	32,371	5 5	97.34
1917-18 ...	19,54,969	9 1	261	4 3	19,54,708	4 10	19,08,502	10 8	13,887	1 10	32,318	8 4	97.64

TABLE No. 2.

Statement showing the demand, collection, remission and balance under the combined arrear property taxes on buildings and lands as compared with the corresponding figures for the years 1915-16 and 1916-17.

Year.	Outstanding balance at the beginning of the year.		Subsequent amendments and additions.		Total demand.		Collection.		Remission and written off.		Balance.		Percentage of collection to net demand.
	Rs.	A. P.	Rs.	A. P.	Rs.	A. P.	Rs.	A. P.	Rs.	A. P.	Rs.	A. P.	
1915-16	57,700	12 10	-6,736	14 8	50,963	14 2	32,789	14 7	1,846	13 7	16,327	2 0	64.34
1916-17	65,840	9 6	+2,891	12 6	68,732	6 0	65,038	11 11	2,491	7 6	1,202	2 7	93.57
1917-18	33,573	8 0	+2,945	12 11	36,519	4 11	30,467	2 8	1,520	13 0	4,531	15 7	83

* The higher percentage of the previous year was due to the payment by Government of a sum of Rs. 18,709-13-4 being the arrears of the enhanced tax on Government Military buildings for the four years from 1912-13 to 1915-16.

TABLE No. 3.

Statement showing the number of Vehicles and Animals assessed for the year 1917-18 as compared with that of 1916-17.

Description of Vehicles and Animals.		Number assessed in 1916-17.	Number assessed in 1917-18	Percentage of increase or decrease.
I. (a)	Four-wheeled vehicles with springs propelled by electricity, gas, steam or any other mechanical power ...	1,137	1,358	+ 19.44
(b)	Four-wheeled vehicles with springs drawn by two or more horses ...	83	82	-1.21
II.	Four-wheeled vehicle with springs drawn by a horse, mule, bull or bullock or by two or more horses under thirteen hands, or by two or more mules, bulls or bullocks.	2,250	2,298	+ 2.13
III.	Two-wheeled vehicle with springs drawn by one or more horses, mules, bulls or bullocks	2,752	2,965	+ 7.74
IV.	Bicycle or tricycle propelled by electricity, gas or steam ...	575	661	+ 14.96
V.	Every other bicycle or tricycle ...	4,462	4,651	+ 4.24
VI.	Every other vehicle with springs—			
(a)	<i>Perambulator</i> ...	181	160	-11.60
(b)	<i>Finrickshaw</i> ...	2,119	2,330	+ 9.96
(c)	<i>Hand cart with springs</i> ...	110	108	-1.82
VII.	Horse over thirteen hands ...	2,436	2,477	+ 1.68
VIII.	Horse of or under thirteen hands or mule ...	2,144	2,306	+ 7.56
IX.	Horse of or under eleven hands ...	244	234	-4.10
X.	Bullock or Bull ...	7,543	7,784	+ 3.20
XI.	Male Buffalo ...	35	41	+ 17.14
XII.	Ass ...	42	34	-19.05
XIII.	Dog ...	4,056	4,211	+ 3.82

TABLE No. 4.

Statement showing the constitution of the Corporation of Madras on 31st March 1918.

1	2	3	4	5	6								7
Name of District.	Serial No. of Municipality.	Name of Municipality.	Act under which constituted.	Population within the Municipal limits.	Number of Members of Constitution.								REMARKS.
					(a)	(b)	(c)	(d)	(e)	(f)	(g)	(h)	
					Ex officio.	Nominated.	Elected.	Total.	Officials.	Non-Officials.	Europeans & Anglo-Indians.	Indians.	
Madras	1	Corporation of Madras.	The Madras City Municipal Act—III, 1904.	5,18,660	1	16	20	37	4	33	12	25	

Statement of Loans for 1917-18.

Amount of loan and rate of interest.	For what purpose and terms on which obtained and the year in which taken.	Date of Government Sanction.	Amount paid			Amount transferred to Sinking Fund			Invested	
			Number of years.	Up to 31st March 1917.	Amount.	Number of years.	Up to 31st March 1917.	Amount.	In Government Securities, &c.	In Bank Savings
			4	5	6	7	8	9	10	11
1	2	3								
† 14,20,000 4 p.c.	Waterworks Project—Repayable in 50 years by a Sinking Fund at 2 per cent. per annum. Taken in 1869—74.	No. 2327, dated 17th July 1869, P. W. D., and No. 1279, dated 11th September 1873, P. W. D.	13,89,700	24,500	...
1,00,000 6 p.c.	Construction of Drains and Sewers for the Drainage of Georgetown—Repayable in 50 years by a Sinking Fund of Rs. 820 per annum. Taken in 1887.	No. 755-M., dated 11th August 1887, L. & M.	30	39,400	2,400	41,800	...
1,50,000 5 p.c.	Do. do. Rs. 1,200 do. do. 1888.	No. 852-M., dated 4th Aug. '88, L. & M.	29	55,400	3,400	58,800	...
20,000 5 p.c.	Extension of Water supply—Repayable in 50 years by a Sinking Fund of Rs. 170 per annum. Taken in 1889.	No. 1193-M., dated 18th Sept. '89, L. & M.	28	53,890	3,400	57,200	...
50,000 5 p.c.	Construction of Drains and Sewers for the Drainage of Georgetown—Repayable in 50 years by a Sinking Fund of Rs. 400 per annum. Taken in 1890.	No. 1427-M., dated 25th October 1889, L. & M.	28	7,200	400	7,600	...
4,00,000 4 p.c.	Extension of Water supply—Do. Rs. 3,050 per annum. Taken in 1895.	No. 1562-M., dated 18th October 1890	27	16,800	1,100	17,900	...
1,00,000 4 p.c.	Construction of Market—Do. Rs. 750 do. Taken in 1897.	No. 16-M., Mis., dated 8th Jan. '95.	22	1,02,900	7,400	1,10,300	...
2,00,000 4 p.c.	To repay the Government loan of 1899—Repayable in 50 years by a Sinking Fund of Rs. 1,520 per annum. Taken in 1899.	No. 883-M., Mis., dated 18th April '97.	20	24,800	1,700	25,500	...
50,000 4 p.c.	For cleaning water pipes—Do. Rs. 380 do. do.	No. 2215-M., Mis., dated 21st December 1898,	18	39,200	3,200	42,400	...
4,20,000 4 p.c.	For drainage works—Do. " 3,190 do. do.	No. 1630-M., Mis., dated 19th Sep. '98,	18	9,500	800	10,300	...
1,50,000 4 p.c.	Construction of Market—Do. " 1,140 do. do.	No. 889-M., dated 17th March '99, L. & M.	18	80,700	6,500	87,200	...
7,80,000 4 p.c.	For drainage works—Do. " 5,930 do. Taken in 1900.	No. 1899, L. & M.	18	28,900	2,300	31,200	...
1,50,000 4 p.c.	For cleaning water pipes—Do. " 1,140 do. do.	No. 380-M., dated 17th March '99, L. & M.	17	1,39,600	11,700	1,51,200	...
1,00,000 4 p.c.	To meet Plague charges—Do. " 760 do. do.	No. 1530-M., Mis., dated 16th October 1899, and No. 758-M., dated 2nd June 1900, L. & M.	17	26,400	2,200	28,600	...
		No. 755-M., Mis., dated 1st June 1900 L. & M.	17	17,800	1,400	19,200	...

1,20,000	4 p.c.	For substitution of C. I. pipes for a portion of Sewer No. II. Repayable in 50 years by a Sinking Fund of Rs. 910 per annum. Taken in 1901-02.	No. 1089 M. Mis., dated 30th July 1901, L. & M.	16	18,400	1,700	20,100	...
2,00,000	4 p.c.	For drainage works—	No. 150 M. Mis., dated 10th February 1902, L. & M.	15	30,100	2,800	32,900	...
5,00,000	4 p.c.	Do. do. do. 1908.	No. 35 M. Mis., dated 21st January 1903 and No. 869 M. Mis., dated 25th June 1903.	14	69,300	6,900	76,200	...
7,00,000	4 p.c.	Do. Repayable in 30 years by sixty equal half-yearly instalments of Rs. 20,137 each. Taken in 1905.	No. 2496 M., dated 30th November 1905	11	167,650 19,166-3-7 15-8
1,00,000	4 p.c.	For special buildings. Repayable in 30 years by a Sinking Fund of Rs. 2,100 per annum. Taken in 1906-07.	No. 31 M., dated 10th January 1907.	10	25,600	3,300	28,900	...
4,00,000	4 p.c.	For improvement of Water-supply and Drainage Works. Repayable in 30 years by sixty equal half-yearly instalments of Rs. 11,507 each. Taken in 1908-09.	No. 1983 M., dated 10th November 1908	8	65,423-9,733-14-5 5-3
4,00,000	4 p.c.	Do. Taken in 1909-10.	No. 1580 M., dated 16th September 1909	7	56,068-9,355-8-4 5-11
4,25,000	4 p.c.	For special buildings. Repayable in 30 years by a Sinking Fund of Rs. 8,920 per annum. Taken in 1909-10.	No. 1289 M., dated 12th August 1909	8	73,700	12,300	86,000	...
1,00,000	4 p.c.	For Napier Bridge. Repayable in 30 years by a Sinking Fund of Rs. 2,100 per annum. Taken in 1909-10.	Do. do.	8	17,400	2,900	20,300	...
50,000	4 p.c.	For Napier Bridge. Repayable in 30 years by a Sinking Fund of Rs. 1,040 per annum.	Do. do.	6	6,900	1,400	8,300	...
3,00,000	4 p.c.	For special buildings. Rs. 6,300 per annum.	No. 2309 M., dated 14th December 1911	5	34,300	8,100	42,400	...
1,00,000	4 p.c.	For improvement of Water-supply and Drainage. Repayable in 30 years by sixty equal half-yearly instalments of Rs. 2,876 each.	No. 2101 M., dated 29th November 1911	5	9,602-2,159-14-7 7-11
8,42,000	4 p.c.	For special buildings. Repayable in 30 years by a Sinking Fund of Rs. 7,180 per annum.	No. 1891 M., dated 15th August 1913	3	22,300	8,600	30,900	...
2,00,000	4 p.c.	Do. Rs. 4,160	No. 422 M., dated 2nd March 1914	3	11,900	4,900	16,800	...
50,000	4 p.c.	For Electric Lights per annum.	Do. do.	3	2,900	1,200	4,100	...
1,30,000	4 p.c.	Do. Do.	No. 2588 M., dated 26th December 1914.	2	5,600	3,100	8,700	...
1,70,000	4 p.c.	For special buildings per annum.	Do. do.	2	7,400	4,000	11,400	...
2,04,880	4 p.c.	For repayment of the Georgetown drainage loan of 1885.	No. 202 M., dated 28th August 1916.	1	47,339 15,674-15-10 -0-2
13,00,000	5 p.c.	For improvement of Water-supply and Drainage. Repayable in 30 years by a Sinking Fund of Rs. 27,040 per annum.	No. 1508 M., dated 25th August 1916.	1	7,100	28,700	35,800	...
1,00,000	5 p.c.	For extension of Electric lighting. Do. Rs. 2,080.	Do. do.	1	500	2,200	2,700	...
4,00,000	6 p.c.	For improvement of Water-supply and Drainage. equal half-yearly instalments of Rs. 26,889 each.	No. 1197 M., dated 13th July 1917
1,05,41,689				...	346,588 19,715-8-9 -2-11	...	23,64,400	1,64,500 25,28,900

* Represents the value of securities purchased for the annual allotment shown in Statement II plus interest realized on previous investments on open market loans.

† Loans from Government.

‡ Excludes Rs. 5,400 of 3½ per cent. Government promissory notes converted into 5 per cent. War Loan of 1929-47.

DR.

General Fund—[Vide G. O. No. 244, dated 13th February 1882.]

CR.

	RS.	A.	P.		RS.	A.	P.
To Grant I.—Public Works ...	5,37,135	6	9	By Opening Balance ...	7,91,035	13	7
" " II.—Education ...	40,982	15	2	" Municipal Rates and Taxes ...	14,04,978	3	8
" " III.—Sanitation and Medical Services ...	7,47,171	14	7	" Revenue derived from Municipal property and powers apart from Taxation ...	4,87,920	14	7
" " IV.—Miscellaneous Municipal purposes ...	1,85,061	2	0	" Grants and Contributions ...	1,03,326	0	0
" " V.—Supervision and Management ...	1,08,290	4	0	" Miscellaneous ...	55,173	5	11
" Repayment of Debt ...	39,510	0	0	" Extraordinary and Debt
" Interest on Loan ...	78,732	0	0	" Advances Recovered ...	8,171	15	7
" Advances recoverable ...	13,028	11	11	Transferred from Lighting Fund Loan Account
" Refund of other than Current Collections ...	25,078	2	5	Do. Revenue Account
" Discount on Loan ...	52	8	0				
" Pensions and Gratuities ...	28,133	15	1				
" Transfer to Water and Drainage Fund ...	1,18,441	5	3				
" Transfer to Lighting Fund Loan a/c.				
" Closing Balance Revenue Account ...	8,64,708	1	2				
" Do Loan Account ...	64,276	14	7				
Total ...	28,50,603	4	11	Total ...	28,50,603	4	11

DR.

Water and Drainage Fund—[Vide G. O. No. 244, dated 18th February 1882.]

CR.

	RS.	A.	P.		RS.	A.	P.
To Grant I.—Public Works—				By Opening Balance ...	73,618	3	4
New Works—				" Municipal Rates and Taxes—			
Buildings ...	1,282	0	0	Water Tax on Buildings and Lands ...	6,79,174	18	5
Drainage ...	5,05,462	2	7	Water Tax on Lands ...	11,059	14	10
Water-supply ...	62,128	6	8	" Tax on Vehicles, Animals and Cart ...	49,776	1	6
Repairs—				By Revenue derived from Municipal property and powers apart from taxation ...	1,18,650	15	4
Buildings ...	2,399	0	0	By Grants and Contributions—			
Drainage—Repairs to ...	3,87,667	10	9	From Government—			
Establishment ...	57,633	8	8	Improvement of Water-supply and Drainage ...	1,50,000	0	0
Overtime ...	3,034	11	3	" Improvements to Kelly's drain ...	2,420	0	0
Allowances	" Sanitary Works ...	34,380	0	0
Water-supply—Repairs to Works, &c. ...	1,56,011	5	10	" Miscellaneous—			
Establishment ...	24,615	0	0	Payment for Water for non-domestic purposes ...	1,47,121	4	0
Allowances ...	1,854	3	7	Sundry Receipts—Waterworks ...	15,105	9	1
Establishment—General ...	1,03,868	1	1	Workshop Receipts ...	7,345	0	7
Miscellaneous—W. W. Contingent ...	1,098	4	9	" Extraordinary and Debt—			
" Grant IV.—Mis. Municipal purposes—				Loan ...	4,00,000	0	0
Other Charges—				Interest on Sinking Fund—			
Payment for Red Hills Water. Contribution to Provincial Funds ...	29,780	0	0	Waterworks Loan of 1869-73 ...	50,194	9	1
Stores ...	2,561	7	9	Drainage Loan of 1885 ...	27,168	5	0
Workshops ...	6,407	8	7	" Advances Recovered ...	19,440	7	1
" Grant V.—Supervision and Management ...	59,418	10	0	" Transfer from General Fund Revenue Account ...	1,18,441	5	3
" Repayment of Debt—							
Sinking Fund ...	1,19,765	2	9				
Interest ...	3,12,171	12	11				
Advances recoverable ...	1,398	0	5				
" Refund of other than Current Collections ...	14,503	8	11				
Transferred to General Fund Revenue Account				
Closing Balance Loan Account ...	51,134	14	0				
Total ...	19,04,195	8	6	Total ...	19,04,195	8	6

APPENDIX I.

87

DR. *Lighting Fund—[Vide G. O. No. 244, dated 18th February 1882.]*

CR.

To	Grant I—	RS.	A.	P.		RS.	A.	P.
	Establishment—General	...	3,625	3	7	By Opening Balance—		
"	Grant IV—							
	Lighting—Establishment	...	2,831	5	10	" Municipal Rates and	...	75,135
	Allowance	...	172	6	9	Taxes—		
	Labor	...	12,833	11	10	Lighting Tax on	...	2,09,042
	Maintenance	...	80,409	0	8	Buildings and Lands—		
	Additional Lamps and					Lighting Tax on Lands—	...	3,402
	Sundries	...	1,22,127	7	2	Miscellaneous—		
	Repairs to Lamps and					Refund from expenditure of previ-		
	Posts	...	22,049	4	7	ous years
	Other charges—					Workshop Receipts	...	1,558
	Stores	...	543	5	6	Extraordinary and debt
	Workshops	...	1,359	2	10	Transferred from General Fund		
"	Grant V—					Loan Account
	Salaries of Officers	...	2,840	15	1			
	Head Office	...	2,484	9	4			
	Assessment and Collection	...	7,448	1	2			
	Repayment of Debt—							
	Sinking Fund	...	5,820	0	6			
	Interest	...	11,420	0	0			
"	Refund of other than Current							
	Collections	...	385	12	2			
"	Transfer to General Fund			
"	Closing Balance (Revenue account).	...	13,288	15	10			
	Total	...	2,89,139	7	2	Total	...	2,89,139

Revenue and Capital Accounts for 1917-18 as compared with the Revised Estimate for 1917-18.

	REVENUE ACCOUNT.		CAPITAL ACCOUNT.		TOTAL.	
	Actuals, 1917-18.	Revised Estimate, 1917-18.	Actuals, 1917-18.	Revised Estimate, 1917-18.	Actuals, 1917-18.	Revised Estimate, 1917-18.
Receipts—	RS.	RS.	RS.	RS.	RS.	RS.
Opening Balance	7,99,321	7,99,320	1,40,468	1,40,470	9,39,789	9,39,790
Municipal Rates and Taxes	23,57,431	22,94,790	23,57,431	22,94,790
Revenue derived from Municipal property and powers apart from Taxation	6,01,320	5,57,450	5,252	3,500	6,06,572	5,60,950
Grants and Contributions	1,40,126	1,40,130	1,50,000	1,50,000	2,90,126	2,90,130
Miscellaneous	2,26,303	1,93,680	2,26,303	1,93,680
Extraordinary and Debt	77,663	48,500	4,00,000	4,00,000	4,77,663	4,48,500
Advances Recovered	8,172	20,000	19,440	20,000	27,612	40,000
Transferred from Revenue Account	3,216	3,690	3,216	3,690
Total	42,10,336	40,53,870	7,18,376	7,660	49,28,712	47,71,530
Charges—						
Grant I—Public Works	12,46,248	13,91,450	6,01,166	6,59,140	18,47,814	20,50,590
II—Education	40,983	42,750	40,983	42,750
III—Sanitation and Medical Ser- vices	7,47,172	7,24,800	7,47,172	7,24,800
IV—Miscellaneous Municipal Pur- poses	4,65,636	4,88,460	4,65,636	4,88,460
V—Supervision and Management	1,80,483	1,83,940	1,80,483	1,83,940
Repayment of Debt	1,65,095	1,65,110	1,65,095	1,65,110
Interest on Loans	4,02,324	4,25,300	4,02,324	4,25,300
Advances Recoverable	13,029	1,030	1,398	...	14,427	1,030
Refund of other than Current Collections	39,967	42,000	39,967	42,000
Discount	53	53	...
Pensions and Gratuities	28,134	28,570	28,134	28,570
Transferred to Capital Account	3,215	3,690	3,215	3,690
Closing Balance	8,77,997	5,57,170	1,15,412	58,520	9,93,409	6,15,690
Total	42,10,336	40,53,870	7,18,376	7,760	49,28,712	47,71,530

Statement showing the expenditure incurred by the Corporation of Madras during the year 1917-18
from the special grants received from Provincial Funds.

Opening balance.	No. and date of Government order sanctioning the grant for the year.	Purpose for which the grant was made.	Amount of grant received during the year.	Actual expenditure during the year shown in col. 4.	Balance of grant at the close of the year (col. 4 minus col. 5).	Expenditure incurred during the year out of the balance of grants sanctioned in previous years shown in col. 1.	Balance of such grants remaining unutilized at the close of the year (col. 1 minus col. 7).	Closing balance (col. 8, plus col. 8).	REMARKS.
1	2	3	4	5	6	7	8	9	10
Rs. 11,892	...	For malaria investigation	Rs. 11,892	...	Rs. ...	
4,043	...	For construction of bear pits and aviary in People's Park	3,330	713	713	
1,17,288	G. O. No. 1660 M. Mis., dated 25th Sep. 1917 and No. 174 M., dated 2nd Feb. 1918.	For Sanitary Works	97,580	71,885	45,403	55,531	42,049	87,452	
73,618	G. O. No. 391, Financial, dated 15th June 1917.	For improvement of Water-supply and Drainage	1,50,000	1,50,000	...	73,618	
10,384	...	For acquisition of lands for washermen settlement	10,384	10,334	
...	G. O. No. 1660 M. Mis., dated 25th September 1917.	For improvements to Kelly's drain.	2,420	2,420	

Statement showing the expenditure on works in charge of the Special Engineer for the last ten years since his Department was created.

Particulars.	1908-09.	1909-10.	1910-11.	1911-12.	1912-13.	1913-14.	1914-15.	1915-16.	1916-17.	1917-18.	Total.
Water-supply:—New Works ...	Rs. 94,108	Rs. 2,06,778	Rs. 3,47,217	Rs. 4,81,338	Rs. 6,63,591	Rs. 17,28,367	Rs. 6,36,480	Rs. 4,64,476	Rs. 8,39,720	Rs. 71,338	Rs. 55,33,413
Drainage :— Do. ...	67,240	86,216	4,18,032	5,37,049	4,69,810	3,20,136	3,03,622	6,66,175	6,14,650	5,24,440	40,07,370
(1) Pumping Stations.	...	86,324	1,14,889	1,21,774	1,42,912	1,46,546	1,85,870	1,80,974	68,285	...	10,47,574
Drainage Maintenance { Sewer cleaning	15,303	21,344	14,385	18,270	69,302
(2) Water-supply :—Repairs, Kilpauk Pumping Station	20,812	87,007	35,302	...	1,43,121
Works executed and the cost charged to Revenue account	7,930	9,863	8,864	1,373	13,380	6,152	...	39,705	28,364	1,15,631
Private work executed	455	1,013	729	1,354	23,298	72,337	3,736	1,02,922
Anti-Malaria Works executed	22,134	8,825	18,589	49,548
Total ...	1,61,348	4,03,006	9,12,358	11,64,139	12,97,310	22,31,727	12,25,273	14,24,502	16,06,487	6,42,731	1,10,68,881

1 and 2 handed over to Works Department on 1st August 1916.

SPECIAL WORKS DEPARTMENT.

Expenditure under Capital Account.

Particulars.				Total expenditure up to 31-3-18.		Amount for 1917-18.	
				Rs.	A. P.	Rs.	A. P.
Drainage Section.							
New Drainage Works "Special"	44,64,206	13 3	6,77,958	3 1
Establishment—							
General Branch	1,81,656	7 2	23,109	5 0
Design and Construction	3,71,393	5 8	36,124	9 9
Famine Allowance	2,320	8 6	118	10 8
Conveyance Allowance	14,808	0 1	1,646	14 2
Charge Allowance	1,168	6 8	243	2 10
Sewer No. II	568	1 9
George Town Drainage	889	0 0
Miscellaneous	1,63,065	9 7	9,282	5 11
Total for Drainage Works	52,00,076	4 8	7,48,483	3 5
Sales of Stores	11,92,706	14 7	2,24,043	3 5
Nett Expenditure	40,07,369	6 1	5,24,440	0 0
Water-works Section.							
New Water-supply Works "Special"	30,40,747	4 10	19,721	5 7
Establishment—							
General Branch	1,46,814	4 7	11,664	10 10
Construction	1,55,235	9 11	2,064	4 3
Famine Allowance	1,696	4 9	22	6 11
Travelling Allowances to Officers	4,178	2 5	290	0 0
Charge Allowance	802	15 9	70	0 0
Miscellaneous	63,447	3 8	3,929	15 0
Distribution Scheme—							
Establishment	90,998	2 8	10,686	8 8
Famine Allowance	255	2 0	29	9 7
Conveyance Allowance	4,306	12 7	226	5 1
Works, &c.	26,96,100	1 8	61,371	10 2
Total for Water-works	62,04,582	2 10	1,10,176	12 1
Sales of Stores	6,71,168	10 7	38,838	15 1
Nett Expenditure	55,33,413	8 3	71,337	13 0
Summary of Expenditure.							
Drainage Works	52,00,076	4 8	7,48,483	3 5
Water-works	62,04,582	2 10	1,10,176	12 1
Total	114,04,658	7 6	8,58,659	15 6
Deduct Sales of Stores	18,63,875	9 2	2,62,882	2 6
Net Expenditure	95,40,782	14 4	5,95,777	13 0

SPECIAL WORKS DEPARTMENT—DISTRIBUTION SCHEME.

Contract M. and M. No. 22-A (Turner Hoare & Co.)

Delivery of C. I. Pipes to 31st March 1918.

Diameter of pipes in inches.	Length of pipes in contract in feet.	Total number in feet delivered up to 31-3-18.	Length of pipes to be supplied in feet.	Remarks.
42"	48	48	...	
40"	168	168	...	
36"	1,896	1,890	6	
33"	1,410	1,401	9	
30"	717	717	...	
27"	1,194	1,194	...	
24"	480	480	...	
22"	24	24	...	
21"	276	276	...	
20"	24	24	...	
18"	2,160	2,160	...	
16"	504	504	...	
14"	5,640	5,640	...	
12"	14,520	14,388	132	
10"	8,280	8,244	36	
9"	7,110	7,110	...	
8"	1,440	1,440	...	
7"	6,480	6,480	...	
6"	4,950	4,941	9	
5"	9,900	9,900	...	
4"	1,80,000	1,79,469	531	
3"	900	900	...	
2½"	6,300	6,264	36	
2"	
Total length in lineal feet.	*2,54,421	2,53,662	759	

* Includes 4,149 ft. of C. I. turned and bored pipes of sizes.

SPECIAL WORKS DEPARTMENT—DRAINAGE SECTION.

Contract M. and M. No. 34 (Turner Hoare & Co.).

Delivery of C. I. Pipes and Specials to 31st March, 1918.

Diameter of Pipes and Specials.	Quantity as per Contract.	Quantity received up to 31st March 1918.	Balance to be supplied.	Remarks.
CAST IRON PIPES.				
36"	8,400 ft.	3,996 ft.	4,404 ft.	
24"	840 "	479 "	361 "	
SPECIALS, &c.				
36" × 24" T. Branches	6 No.	...	6 No.	
36" × 6" Do.	5 "	...	5 "	
24" Blank flanges	6 "	...	6 "	
36" × 12" Washout Branches	3 "	2 No.	1 "	
12" Sluice Valve with Key	1 "	...	1 "	
33" × 40" Taper Pipes	1 "	1 No.	...	
36" Bend 90°	1 "	...	1 No.	
36" Do. 22½°	1 "	1 No.	...	
36" Bevel Double Sockets	6 "	...	6 No.	
6" Double air Valves with Sluice Valves underneath	6 "	...	6 "	

CONSTRUCTION WORKS—WATER DISTRIBUTION SCHEME.

DISTRIBUTARY PIPES.

Laying Cast-Iron Pipes.

Diameter of Pipes.	Total to 31st March 1918.				Remarks.
	Contract W. P. Nos. 9 & 9-A.	Contract W. P. Nos. 10 & 10 A & 10-B.	Contract W. P. Nos. 11 & 11-A.	Total.	
	Lineal feet.	Lineal feet.	Lineal feet.	Lineal feet.	
18" ...	1,889	...	6,881	8,770	
16" ...	2,474	453	3,221	6,148	
14" ...	2	5,367	6	5,375	
12" ...	3,834	7,482	7	10,823	
10" ...	3,735	3,803	5	7,543	
9" ...	1,213	2,043	1,059	4,315	
8" ...	9	877	518	1,404	
7" ...	2,342	6,528	3,175	12,045	
6" ...	8,622	10,452	7,351	26,425	
5" ...	6,292	2,567	18,363	27,222	
4" ...	86,977	71,234	65,237	2,23,448	
3" ...	5,883	5,770	7,015	18,668	
2½" ...	1,913	4,516	2,874	9,303	
2" ...	617	2,083	3,266	5,966	
Total length in lineal feet ...	1,25,302	1,23,175	1,18,978	3,67,455	
Value of works executed ...	Rs. 1,00,500	Rs. 1,05,900	Rs. 94,000	Rs. 3,00,400	

APPENDIX II—TABLE No. 5.

CONSTRUCTION WORKS—DRAINAGE SECTION.

Laying Cast-Iron Pipes.

Diameter of Pipes.	Total to 31st March 1918.				Remarks.
	Purasawakam Gravitation Main No. 5.		Purasawakam Branch Sewers.		
	Lineal feet.	No.	Lineal feet.	No.	
42" ...	204½	
36" and 33" ..	1,363	
30" ...	676	
24"	739	...	
21"	223	...	
18"	699	...	
16"	2,386	...	
Manholes	
Total length of pipes laid ...	2,243½	...	4,047	...	
Value of work exe- cuted ...	Rs. 1,19,961		Rs. 1,02,633		

APPENDIX II—TABLE No. 5-A.

Purasawakam Gravitation Main—Brick Sewer.

Contract Pm. No. 1.

N. B.—The Contract was cancelled on 23rd August 1916. The work has been completed departmentally.

—			Trench excavated.	Concrete laid.	Completed sewer built.	Manholes built.	Expenditure on work done.
			L. Ft.	L. Ft.	L. Ft.	No.	Rs.
By contractor	620	565	558	3	14,400
By Department	1,730	1,785	1,792	4	54,500
Total	2,350	2,350	2,350	7	68,900

APPENDIX II—TABLE No. 5-B.

MASONRY STORM-WATER DRAIN SALT DEPOT.

Brick Sewer Departmental

Work done up to 31st March 1918.

No. of sewers.	Size of sewers.	Date of starting.	Trench excavated	Concrete laid.	Completed sewer built.	Manholes built.	Expenditure.
			L. Ft.	L. Ft.	L. ft.	No.	Rs.
1	2 ft. 0 in.	11- 1-1918	299	299	287	1	} 20,000
2	3 ft. 0 in.	15-10-1917	247	247	243	1	
3	3 ft. 6 in.	19-11-1917	429	429	378	2	
4	3 ft. 3 in.	13-10-1917	276	276	263	2	
5	3 ft. 9 in.	30- 1-1918	145	145	140	...	

CONSTRUCTION WORKS—DRAINAGE SECTION.

Departmental Sewer Laying.

Diameter of Pipes.			Total to 31st March 1918.				Remarks.
			Purasawakam Area.		Napier Park Area.		
			Lineal feet.	No.	Lineal feet.	No.	
18"	2,368	...	62	...	
15"	953	
12"	4,519	...	853	...	
9"	7,734	...	8,342	...	
6"	18,194	...	
Manholes	122	...	206	
Lampholes	
Flushing shafts	
Total			
Value of work executed			Rs. 1,66,670		Rs. 90,294		

APPENDIX II—TABLE No. 5-D.

GRAVITATION MAIN No. 1—BRICK SEWER.

Departmental Works.

—	Total to 31st March 1918.				
	Manholes built.	Trench excavated.	Concrete laid.	Completed sewer built.	Expenditure on work done.
	No.	L. Ft.	L. Ft.	L. Ft.	Rs.
Up to 31st March 1918 ...	6	2,177	2,177	2,177	28,478

CONSTRUCTION WORKS--DRAINAGE SECTION.

Department of Health, Education and Welfare

APPENDIX II—TABLE No. 6.

SPECIAL WORKS DEPARTMENT, WATER-WORKS SECTION.

Statement of Contracts awarded in connection with the New Water-supply.

Contract No.	Description of Works.	Amount of Estimate.	Name of Contractor.	Amount of Contract.	Value of work executed up to 31st March, 1936.	Amount of Security lodged.	Date of order to commence.	Date of completion.	Remarks.
W.W. No. 22-A	(Contract Nos. 1, 2, 3, 4, 5, 6 to 12 completed and 2 and 3 cancelled)	7,28,113 7 0	Construction.	Rs. A. P.	Rs. A. P.	Rs. A. P.	A. P. D. M. Y. D. M. Y.		
	Filter Beds, Filtered Water Reservoirs and Accessory Works	7,28,113 7 0	A. Subramaniam Iyer	7,12,349 14 1	6,21,184 2 6	80,000 0 0	6 1 10 10 1 17		
M. M. No. 22-A	(Contract Nos. 1, 2, 4, 7 to 11, 13, 15, 20 and 21 completed)	5,72,184 6 0	Materials and Machinery.						
	Cast-iron Pipes and Specials	5,72,184 6 0	Messrs. Turner, Hume & Co.	5,23,110 18 9	8,01,778 10 7	10,000 0 0	1 2 16		
25	Vertical Meters, Waste Detection Meters, Special Castings, etc.	1,71,000 0 0	
W.W. No. 9	(Contract Nos. 1, 2, 3, 4, 5, 6, 10, 11, 12, 13 and 14 completed and 7 and 8 cancelled)	94,403 0 0	Piece Works.						
9-A	Cast-iron pipe laying North Range	94,403 0 0	M. Shal David Subh.	90,784 14 6	90,784 14 6	250 0 0	4 2 14		
10-A	" " " " " "	11,012 0 0	M. Basham Naidu	10,097 4 2	10,097 4 2	250 0 0	1 2 16		
10-B	" " " " " "	57,686 0 0	Messrs. C. Munuswami Modular & C. Kannappa Modular	50,161 9 9	50,161 9 9	250 0 0	1 2 16		
11-A	" " " " " "	15,237 0 0	M. Basham Naidu	13,246 11 0	13,246 11 0	250 0 0	4 17		
11-B	" " " " " "	58,192 0 0	Messrs. C. Munuswami Modular & C. Kannappa Modular	50,694 7 6	50,694 7 6	250 0 0	1 10 18		
12	Excavation work for laying cast-iron main, Water Works Section	4,370 0 0	M. Basham Naidu	3,800 0 2	3,800 0 2	250 0 0	
14	Constructing and repaving masonry works in connection with the laying of cast-iron water pipes in Madras City	1,233 0 0	T. C. Subramaniam Mistry	1,074 4 6	1,074 4 6	...	18 6 17		
		450 0 0	A. Natham Modular.	301 0 8	301 0 8	...	12 11 17		
	(Contract Nos. 1, 2, 3, 4, 5, 6, 7, 8, 9, 10 and 11 completed and 9 and 10 determined)	17,14,505 7 0		14,25,651 0 0	16,43,240 2 2	41,800 0 0			
	Total	17,14,505 7 0							

SPECIAL WORKS DEPARTMENT, DRAINAGE SECTION.

Statement of Contracts awarded in connection with Special Drainage.

Contract No.	Description of Works.	Amount of Estimate.	Name of Contractor.	Amount of Contract.	Value of work executed up to 31st March 1914.	Amount of Security lodged.	Date of order to commence.	Date of Completion.
		Ra.	A. P.	Ra.	A. P.	Ra.	A. P.	
M-M. No. 15	Contract No. 1, 2, 3, 4, 5, 6 and 7 completed. (Contract Nos. 3, 5, 6, 12, 13, 17, 19, 21, 24, 25, 26 and 30 completed)	1,94,740 0 0	Messrs Bann & Co.	1,65,945 0 0	50,335 0 0	5,000 0 0	31 1 12	...
18	Pumping machinery for Sewage Farm Pumping Station ...	8,68,000 0 0	Messrs Richardson & Cruick	8,94,445 7 10	2,67,552 11 2	10,000 0 0	1 6 14	...
27	Supply of stoneware pipes, specials, &c	T. Swaminatha Pillay sanctioned by Corporation on 19-11-1913...	35,297 4 10 16,600 0 0	11,747 4 9	1,000 0 0	1 8 15	20 2 18
29	Cast-iron wall sluices, 3 feet dia. ...	12,272 0 0	Messrs Turner Hoare & Co.	12,272 0 0	12,245 0 0	500 0 0	...	15 6 17
31	Pumping Machinery for Paraswatham Pumping Station...
32	Pumping Machinery for Napier Park Pumping Station...
33	Pumping Machinery for Ice House Road Pumping Station
34	Cast-iron Pipes
	(Contract Nos. 1, 2, 3, 4, 5, 6, 7, 8, 9, 10, 11, 12, 13, 14, 15, 16, 17, 18, 19, 20 and 21 completed)	...	Place works Tondiarpet	2,55,983 2 0	1,77,250 8 4
	(Contract Nos. 1 to 10 completed) Supply of materials Contract No. 1 to 3 completed.	...	Tondiarpet materials.
	(Contract D. P. W. No. 1 completed) (a) Paraswatham Area.	...	Harbom overflow Sewer work	10,800 0 0	10,200 0 0	500 0 0	1 12 15	8 3 18
Pm. 1	Supply of bricks...	...	Madras main drainage.
	(Contract No. 1 completed) (b) Paraswatham Area.	...	Construction
Pm. 2	Construction of 30" and 27" diameter brick sewers in Vedaivayagat Road	1,06,224 6 11	O. Sudhraman Maistry.	70,832 2 0	19,726 2 11	1,000 0 0	19 10 18	...
	Do. do. do.	...	Excavation
P.W. 1	Excavation work for sewer laying in Gravitation Main No. 1. ...	32,203 0 0	T. C. Subramanian Maistry	28,008 5 10	25,003 8 10
	(Contract No. 2 completed) (b) Paraswatham Area.	5,420 0 0	M. Basilam Naidu	4,711 4 2	4,711 4 2
P.R. 1	Sewer laying
P.W. 1	Excavation work for sewer laying in Georgetown. ...	18,240 0 0	Narayana Maistry	15,869 8 6	15,860 8 6
	(c) Ice House Road Area. (Place work Contract for work sanctioned by Corporation on 21-12-14, completed)
	(d) Napier Park Area. Contract N. P. No. 1 (completed)
N.P. 2	Storage tank for sewage at Napier Park Pumping Station
	P. W. Contract N. P. No. 1 (completed)
N.W. N. P. 1	Anti-Malaria Drainage. P. W. Contract (completed)
	Total ...	11,79,462 6 11	...	14,19,694 3 2	5,58,317 8 8	18,000 0 0

• Contract let for a part of the work only.
Original design altered.

SPECIAL WORKS DEPARTMENT.

Value of tools and plant and materials on 31st March 1917 (as given in the Administration Report for 1916-17) compared with the estimated value on 31st March 1918.

	31st March 1917.	31st March 1918.
	Rs.	Rs. *
Tools and plant	73,645	71,548
Materials	5,96,795	5,16,008
Amount to be written off with the sanction of the Standing Committee for loss, wear and tear and depreciation	4,119
Total ...	6,70,440	5,91,675
Add value of Stoneware Pipes, etc., adjusted during the year	78,765
		6,70,440

TABLE No. 8.
SPECIAL WORKS DEPARTMENT.
Cost of Design and Supervision.
Waterworks Section.

Year.	Design.		Construction.			Percentage of Design- ing Establishment on value of work designed.	Value of work designed.	Value of work executed.	Percentage of supervision on value of work executed.
	Engineers.	Subordinates.	Total.	Engineers.	Subordinate.	Total.			
1908-09	Rs. 21,131	Rs. 5,876	Rs. 27,007	Rs. 1,800	Rs. 700	Rs. 2,500	} 62,79,500	Rs. 64,602	Rs. 3-87
1909-10	17,640	9,664	27,304	4,600	2,300	6,900		1,72,574	3-99
1910-11	12,108	9,406	21,514	12,108	9,407	21,515		3,04,188	7-07
1911-12	12,624	10,441	23,065	12,625	10,441	23,066		4,85,207	5-30
1912-13	11,983	9,853	21,836	11,984	9,853	21,837	5,30,000	6,19,918	3-52
1913-14	9,955	15,121	25,076	9,955	15,122	25,077	...	16,78,214	1-49
1914-15	9,900	18,929	28,829	9,900	18,930	28,830	...	5,78,821	4-98
1915-16	9,980	10,543	20,523	9,980	10,542	20,522	...	4,23,431	4-85
1916-17	7,134	9,731	16,865	7,135	9,731	16,866	...	8,05,989	2-09
1917-18	5,892	6,714	12,576	5,832	6,745	12,577	...	46,184	27-23
Total...	1,18,287	1,06,308	2,24,595	85,919	93,771	1,79,690	68,09,500	51,29,128	3-50
DRAINAGE SECTION.									
1908-09	17,801	7,418	25,219	1,600	800	2,400	9,82,910	39,621	6-06
1909-10	19,500	10,278	29,778	2,400	1,200	3,600	18,18,945	52,937	6-81
1910-11	12,777	8,859	21,636	12,777	8,859	21,636	38,610	3,74,760	5-77
1911-12	18,015	13,057	31,072	18,015	13,057	31,072	84,475	4,74,905	6-54
1912-13	15,437	15,716	31,153	15,437	15,716	31,153	1,21,03,440	4,07,505	7-64
1913-14	17,399	16,217	33,616	17,400	16,217	33,617	12,12,500	2,52,903	13-29
1914-15	14,820	21,464	36,284	14,820	21,463	36,283	2,31,055	2,31,055	15-70
1915-16	18,250	21,332	39,582	18,250	21,331	39,581	2,81,470	5,87,012	6-74
1916-17	18,819	12,791	31,210	18,820	12,392	31,212	60,650	5,52,228	5-65
1917-18	11,555	19,067	30,622	11,554	19,07	30,621	94,870	4,63,197	6-61
Total	1,64,378	1,45,799	3,10,172	1,31,073	1,30,102	2,61,175	1,66,77,870	34,36,023	7-60

SPECIAL WORKS DEPARTMENT.

Statement showing the works executed and the cost charged to
Revenue Account, etc., during 1917-18.

No.	Description of Works.	Amount of Estimate.	Expenditure during the year.	Expenditure up to 31st March 1918
		Rs.	Rs.	Rs.
1	Investigating the existing sewers and preventing flooding in Moore Street, George Town ...	5,600	2,457	5,011
2	Improvement of Kelly's drain in George Town ...	24,310	5,317	23,515
5	Anti-malaria and Storm-water Drainage in Purasawalkam			
	Engineering staff, etc.	25,000	...	21,035
	(a) Strahan's Road Scheme	8,745	119	5,983
	(b) Brick-kiln Road Scheme, North Portion ...	2,570	252	1,803
	Do. do. South Portion ...	2,600	...	2,509
	(c) Decaster's Road	11,230	5,358	5,358
	(d) Main Channel	71,790	12,860	12,860
6	Storm-water Drainage in South Triplicane ...	48,150	345	345
7	Do. do. in Stringers Street ...	600	462	462
8	Construction of Storm-water drains across the Salt Depot in Wall Tax Road	33,600	19,783	19,783
9	Do. do. in Ice House Road ...	1,730
	Total ...	2,35,925	46,953	98,664

PURASAWAKAM DRAINAGE AREA.

Comparative statement of value of work done and actual cost of sewer laying up to 31st March 1918.

Description of Work.	Unit.	Quantity as per Restricted programme Estimate.	Quantity done actually.	Value of work done as per Restricted Programme Rates.		Actual expenditure.		Remarks.
				Rs.	A. P.	Rs.	A. P.	
6" Stoneware Pipe Sewer	L. ft.	35,940	
9" Do	"	19,620	7,734	50,200	0 0	44,166	11 0	
12" Do	"	5,300	4,519	46,235	0 0	37,416	1 2	
15" Do	"	2,244	954	14,930	0 0	14,542	11 11	
18" Do	"	1,465	2,368	53,690	0 0	32,128	10 4	
16" Cast-Iron Pipe Sewer	"	1,174	2,386	54,700	0 0	49,565	3 4	
18" Do	"	707	699	19,090	0 0	18,595	5 4	
21" Do	"	1,784	233	8,410	0 0	6,544	8 10	
24" Do	"	868	739	36,745	0 0	26,004	6 9	
Manholes	No.	379	122	40,540	0 0	38,415	6 3	
Miscellaneous work	3,430	0 0	2,248	5 0	
				3,27,970	0 0	2,69,627	5 11	
			Savings on estimate Rs.			58,342	10 1	
						3,27,970	0 0	

ICE HOUSE ROAD DRAINAGE AREA.

Statement showing work done up to 31st March 1918 with the value thereof, at Main Drainage Report Estimate Rates and the actual cost incurred.

Page No.	Description of work.	Unit.	Estimated quantity.	Quantity executed.	Sanctioned Estimate Amount.		Value of work done as per Estimate.		Actual cost.			Remarks.
					Rs.	A.	Rs.	A.	Rs.	A.	P.	
1	6-inch Sewers	L. ft.	4,41,170	2,678	75,700	0	4,796	0	3,884	1	2	
2	"	"	46,720	2,174	1,68,700	0	6,689	0	5,616	6	7	
3	"	"	4,910	...	37,100	0	
4	"	"	1,300	...	16,400	0	
5	"	"	400	...	6,300	0	
6	"	"	1,530	...	35,200	0	
7	"	"	840	...	16,100	0	
7	"	"	1,280	...	27,400	0	
8	"	"	970	...	26,500	0	
8	"	"	
9	Manholes	Nos.	646	...	72,600	0	2,960	0	2,056	12	4	
10	Miscellaneous	1,47,400	0	*6,683	0	*8,708	1	10	
					6,29,400	0	21,128	0	20,265	5	11	
					Savings on Estimate Rs. ...		862	10			1	

* Excludes work on house connections carried out by Works Department.

COST OF DEPARTMENTAL WORK.

Napier Park Area Gravitation Main.

Description of work.	Unit.	Quantity executed.	Value of work done as per Revised Estimate.			Actual cost.		
			Rs.	A.	P.	Rs.	A.	P.
36 inches C. I. sewer from junction of existing A. B. C. main and new brick gravitation main to collecting well of Napier Park Pumping Station	L. ft.	150	9,765	0	0	9,853	15	1
Construction of 3 feet 9 inch and 3 feet 0 inch brick gravitation main from Pycroft's Road to junction of 36 inches sewer C. I. and existing A. B. C. main ...	"	7661	1,30,364	0	0	1,21,259	2	9
Diverting storm-water drain in Pycroft's Road	"	337	4,453	8	0			
Total ...			1,44,582	8	0	1,31,113	1	10
Savings on Revised Estimates	13,469	6	2
Total ...			1,44,582	8	0	1,44,582	8	0

Special Works Department.

Water-works Section.

Laying Water Distribution Cast-Iron Pipes.

Statement showing work done departmentally up to 31st March 1918 with value thereof at estimate rates and actual cost incurred for laying cast-iron pipes inclusive of valve chambers and house service connections in the under-mentioned streets, &c.—

Description of Work.	Unit.	Estimated quantity.	Quantity executed.	Sanctioned estimate of 1911 for materials and labour.		Value of work done as per estimate of 1911.		Actual cost for materials and labour.	
				Rs.	A. P.	Rs.	A. P.	Rs.	A. P.
Andiappa Gramany Street.									
Laying 6 inches cast-iron pipes	Lineal feet.	300'-0"	290'-0"	1,804	14 3	1,771	6 3	2,362	4 10
Laying 5 do do	"	530'-0"	521'-0"						
Valve chambers	Each.	2 Nos.	2 Nos.	42	0 0	42	0 0		
House service connections	"	20 Nos.	20 Nos.	34	9 4	34	9 4		
Total				1,881	7 7	1,847	15 7	2,362	4 10
Adam Sahib Street.									
Laying 4 inches cast-iron pipes	Lineal feet.	1,500'-0"	1,496'-6"	2,182	15 9	2,178	2 9	2,577	7 11
Valve chambers	Each.	1 No.	1 No.	20	0 0	20	0 0		
House service connections	"	3 Nos.	3 Nos.	5	2 0	5	2 0		
Total				2,208	1 9	2,203	4 9	2,577	7 11
Brunton Cotton Press Road, Royapuram.									
14 inches cast-iron pipes	Lineal feet.	1,200'-0"	Nil.	8,068	11 10
12 Do do	"	Nil.	1,191'-4"	6,462	13 2	8,203	12 11
4 Do do	"	Nil.	78'-6"						
Valve chambers			3 Nos.	60	0 0	60	0 0		
House service connections				51	12 11	51	12 11
Total				8,180	8 9	6,574	10 1	8,203	12 11
Hall's Road, Subsidiary Main.									
Laying 14 inches cast-iron pipes	Lineal feet.	1,300'-0"	1,273'-2"	27,267	8 1	27,020	0 0	37,099	15 0
Do 12 do do	"	3,390'-0"	3,377'-4"						
Do 10 do do	"	60'-0"	59'-8"						
Do 7 do do	"	90'-0"	89'-7"						
Do 4 do do	"	9'-0"	6'-9"						
Do 3 do do	"	30'-0"	23'-0"						
4 inches valve chambers	Each.	2 Nos.	2 Nos.	40	0 0	40	0 0		
10 do do	"	2 Nos.	2 Nos.	70	0 0	70	0 0		
House service connections	"	17 Nos.	17 Nos.	38	4 1	38	4 1		
Total				27,415	12 2	27,168	4 1	37,099	15 0

Laying Water Distribution Cast-Iron Pipes.—(Continued).

Description of Work.	Unit.	Estimated quantity.	Quantity executed.	Sanctioned estimate of 1911 for materials and labour.		Value of work done as per estimate of 1911.		Actual cost for materials and labour.	
				Rs.	A. P.	Rs.	A. P.	Rs.	A. P.
<i>Lloyd Road.</i>									
Laying 2½ inches cast-iron pipes	Lineal feet.	420'-0"	415'-0"	5,045	0 0	4,955	0 0	6,345	0
Do 3 do do	"	700'-0"	686'-0"						
Do 4 do do	"	40'-0"	33'-0"						
Do 5 do do	"	2,000'-0"	1,966'-0"						
3 inches valve chambers	Each.	1 No.	1 No.	18	8 0	18	8 0		
House service connections	"	5 Nos.	5 Nos.	8	0 0	8	0 0		
Total				5,071	8 0	4,981	8 0	6,345	0 0
<i>Orme's Road.</i>									
Laying 4 inches cast-iron pipes	Lineal feet.	1,550'-0"	1,514'-0"	2,270	0 0	2,220	8 0	2,967	8 0
4 inches valve chambers	Each.	2 Nos.	2 Nos.	40	0 0	40	0 0		
House service connections	"	9 Nos.	9 Nos.	17	0 0	17	0 0		
Total				2,327	0 0	2,277	8 0	2,967	8 0
<i>Barnaby Road.</i>									
Laying 4 inches cast-iron pipes	Lineal feet.	2,500'-0"	2,437'-0"	3,558	8 0	3,540	0 0	4,483	0 0
3 inches valve chambers	Each.	1 No.	1 No.	18	8 0	18	8 0		
House service connections	"	7 Nos.	7 Nos.	14	0 0	14	0 0		
Total				3,591	0 0	3,572	8 0	4,483	0 0
<i>Murugappa Mudaly Street.</i>									
Laying 2½ inches cast-iron pipes	Lineal feet.	650'-0"	639'-0"	568	0 0	529	8 0	813	0 0
2½ inches valve chambers	Each.	1 No.	1 No.	16	8 0	16	8 0		
House service connections	"	1 No.	1 No.	2	0 0	2	0 0		
Total				586	8 0	548	0 0	813	0 0
<i>Mallikeswarer Koil Street.</i>									
Laying 3 inches cast-iron pipes	Lineal feet.	350'-0"	317'-6"	406	0 0	371	0 0	510	0 0
3 inches valve chambers	Each.	1 No.	1 No.	18	8 0	18	8 0		
House service connections	"	10 Nos.	10 Nos.	16	0 0	16	0 0		
Total				440	8 0	405	8 0	510	0 0
<i>Bazaar Lane, Mylapore.</i>									
Laying 2 inches cast-iron pipes	Lineal feet.	2'-0"	1'-6"	490	0 0	483	0 0	657	0 0
Do 2½ do do	"	410'-0"	409'-0"						
Do 4 do do	"	30'-0"	27'-6"						
Do 10 do do	"	2'-0"	1'-6"						
2½ inches valve chambers	Each.	2 Nos.	2 Nos.	33	0 0	33	0 0		
House service connections	"	5 Nos.	5 Nos.	8	0 0	8	0 0		
Total				531	0 0	524	0 0	657	0 0

NOTE.—The actual costs exceed the estimates owing to the great increase in cost of cast-iron pipes and lead that has taken place since 1911, when the estimates were submitted. There are savings in labour.

WORKS DEPARTMENT.

Statement showing the value of Pumping Station buildings and plant, as given in the Administration Report for 1916-17, compared with the estimated value on the 31st March 1918.

				Value in Books on 31st March '17.
				Rs.
Royapuram	{ Buildings	10,100
	{ Machinery...	85,179
Law College	{ Buildings	15,465
	{ Machinery...	60,173
Langs Garden	{ Buildings	6,624
	{ Machinery...	10,451
Napier Park	{ Buildings	10,427
	{ Machinery...	16,579
Ice House Road	{ Buildings	8,204
	{ Machinery...	12,011
Mylapore	{ Buildings	3,315
	{ Machinery...	9,325
DeMellow's Road	{ Buildings	8,334
	{ Machinery...	12,889
Tondiarpet	{ A Buildings	11,855
	{ Machinery	17,276
	{ B Buildings	13,590
	{ Machinery	27,386
	{ C Buildings	11,454
Night-soil Depot	{ Buildings	4,834
	{ Machinery...	1,980
Pycrofts Road	{ Buildings	2,500
	{ Machinery...	5,163
Kilpauk	{ Buildings	1,51,789
	{ Machinery...	3,04,263
	{ Elevated Tank	1,57,260
	{ " Masonry and Foundation	82,893
Total ...				10,73,647
Amount to be written off with the sanction of the Standing Committee for loss, wear and tear and depreciation ...				6,856
Total ...				10,66,791
Add value of Buildings and Machinery erected during the year ...				5,867
Estimated value on 31st March 1918 ...				10,72,658

WORKS DEPARTMENT.

Statement showing the value of Pumping Station buildings and plant, as given in the Administration Report for 1916-17, compared with the estimated value on the 31st March 1918.

				Value in Books on 31st March '17.
				Rs.
Royapuram	{ Buildings	10,100
	{ Machinery...	85,179
Law College	{ Buildings	15,465
	{ Machinery...	60,173
Langs Garden	{ Buildings	6,624
	{ Machinery...	10,451
Napier Park	{ Buildings	10,427
	{ Machinery...	16,579
Ice House Road	{ Buildings	8,204
	{ Machinery...	12,011
Mylapore	{ Buildings	3,315
	{ Machinery...	9,325
DeMellow's Road	{ Buildings	8,334
	{ Machinery...	12,889
Tondiarpet	{ A Buildings	11,855
	{ Machinery	17,276
	{ B Buildings	13,590
	{ Machinery	27,386
	{ C Buildings	11,454
Night-soil Depot	{ Buildings	4,834
	{ Machinery...	1,980
Pycrofts Road	{ Buildings	2,500
	{ Machinery...	5,163
Kilpauk	{ Buildings	1,51,789
	{ Machinery...	3,04,263
	{ Elevated Tank	1,57,260
	{ " Masonry and Foundation	82,893
Total ...				10,73,647
Amount to be written off with the sanction of the Standing Committee for loss, wear and tear and depreciation ...				6,856
Total ...				10,66,791
Add value of Buildings and Machinery erected during the year ...				5,867
Estimated value on 31st March 1918 ...				10,72,658

Statement showing the value of Pumping Station buildings and plant, as given in the Administration Report for 1916-17, compared with the estimated value on the 31st March 1918.

WORKS DEPARTMENT.

Works Department.

Cost of Pumping at Pumping Stations.

From April 1917 to March 1918.

Name of Pumping Stations.	Royapuram.	Law College.	Lang's Garden.	Napier Park.	Ice House Road.	Mylapore.	Demello's Road.		"A" Pumping Stations.	"B" Pumping Stations.	"C" Pumping Stations.	Kilpauk.
							Steam Engine and Electric Motor.	Electric Motor.				
TYPE OF MACHINERY.												
Gallons pumped in millions for 12 months	883.7	325.1	131.9	360.6	208.6	101.0	254.6	125.5	72.9	256.3	53.4	5038.08
P. H. P. Hours in thousands for 12 months	170.5	86.3	38.1	99.9	49.8	27.0	58.9	32.9	8.0	20.2	4.6	1649.0
Gallons pumped per minute on an average per month	1886.22	661.53	362.54	896.07	531.59	252.23	788.69	938.14	469.06	1317.13	549.97	12845.48
Average Head in feet per month	38.93	54.27	85.45	54.90	47.26	52.99	45.81	52.21	21.61	22.10	17.07	66.31
Average Pump Horse power per month (P. H. P.)	21.70	10.99	6.11	14.96	7.48	4.23	10.92	14.80	3.03	8.67	2.84	246.06

COST PER PUMP HORSE POWER PER HOUR ON AN AVERAGE PER MONTH.

	Anna.	Anna.	Anna.	Anna.	Anna.	Anna.	Anna.	Anna.	Anna.	Anna.	Anna.	Anna.
Coal at Rs. 14-7-0 17-5, 19-5, 23 and 19 per ton	1.61	2.11	5.03	2.06	5.83	0.70
Liquid fuel at annas 275 and 41 per gallon	2.69	2.82	...	0.70	0.64	0.71	...
Electric current at annas 1.5 per unit	2.11
Stores, oil, waste, etc.	0.09	0.10	0.17	0.15	0.28	0.70	0.08	0.07	1.16	0.89	1.66	0.03
Wages and overtime of Drifting Staff	0.48	0.86	1.81	0.66	1.37	1.72	0.77	0.23	5.48	1.97	10.65	6.09
Wages and overtime of Repairing Staff and cost of materials	0.65	1.28	3.11	1.20	2.39	3.42	1.07	1.04	5.86	1.72	9.18	0.18
Supervision and Office Staff including Office Expenses, Licenses, Electric Lights, Telephone fees, Sewer Cleaning and Stationeries, &c.	0.29	0.32	0.39	0.27	0.40	0.28	0.29	0.27	0.32	0.25	0.73	0.06
Total cost per Pump Horse power.	3.06	4.67	10.51	4.34	9.77	8.81	5.03	3.72	13.02	4.97	22.93	1.06
Total cost per Pump Horse power for the previous year (from April 1916 to March 1917)	3.75	6.65	8.63	7.84	7.48	7.70	6.74	...	16.34	4.62	19.28	0.86
Total cost per year in rupees	32990.49	24713.11	24865.03	27047.69	29387.20	14579.84	18244.48	7965.79	6008.17	8328.28	5771.69	108324.01
Total cost for previous year in rupees (from April 1916 to March 1917)	29914.91	23394.67	19052.10	27379.81	23697.85	11417.99	22308.28	...	4655.46	1001.73	4441.98	82321.63

Total cost of Pumping for the year for the above Sewage Pumping Stations ... Rs. 1,49,246.68
 Add to this the total cost for Vepery, Sewage Farm and Pycrofts Road Pumping Stations including the stock coal at the end of 31st March 1918 ... 24,965.32

Total cost of Pumping for the year for the Waterworks Pumping Station ... 1,09,824.01
 Deduct difference of allowance paid to the Engineer ... 1,200.00

Added to this the total cost for the value of coal slack at coal rate and the stock coal at the Pumping Stations ... 1,08,624.01
 1,19,518.26

Deduct sale amount of slack credited to Kilpauk Pumping Station during 1917-18 ... 8,486.26
 1,11,039.00

TABLE No. 16.

Table showing sizes and lengths of water pipes laid during the year 1917-18.

Divisions.	2"	2½"	REMARKS.
	ft.	ft.	
1 to 3	1,080	1,010	
6 & 7	282	...	
8 & 9	441	...	
16 & 17	276	...	
18 & 15-A	473	1,432	
Total ...	2,552	2,442	

TABLE No. 17.

Reforming roads during 1917-18.

Thickness.	BLUE GRANITE.				VELACHERI GRANITE.				LATERITE.				GRAVEL.				REMARKS.
	Squares.	Miles.	Fur.	Yds.	Squares.	Miles.	Fur.	Yds.	Squares.	Miles.	Fur.	Yds.	Squares.	Miles.	Fur.	Yds.	
6" ...	608 80	0	1	177	300 00	0	3	41	2,013 85	1	6	44	
5"	340 50	0	1	213	
4" ...	6,993 01	3	7	180	2,498 80	2	4	57	15,917 50	15	0	91	
3" ...	13,687 75	7	1	130	811 50	0	5	97	1,106 40	1	3	80	
2" ...	3,089 80	1	7	146	349 75	0	4	15	
...	30 10	143½	Regrading.
																	M. F. Yds.
Total ...	24,379 36	13	2	193	3,610 30	3	4	195	19,728 00	19	0	3	50 10	143½	36 0 94½

TABLE No. 18.

Table showing the monthly rainfall and water level in the Red Hills Lake.

Month and year.		Rainfall in inches.	Tank water surface average.	Remarks.
April	1917	42.40	These figures are according to the Government P. W. D. datum.
May	" ...	0.49	40.69	
June	" ...	3.71	39.80	
July	" ...	3.16	39.05	
August	" ...	6.08	38.49	
September	" ...	5.91	38.45	
October	" ...	12.70	44.37	
November	" ...	6.25	44.56	
December	" ...	6.61	44.80	
January	1918 ...	7.85	45.60	
February	" ...	0.71	45.89	
March	" ...	0.30	45.53	

TABLE No. 19.

Statement showing the quantity of water used for non-domestic purposes and billed for during the year 1917-18 and the total collections of the year.

Period.		QUANTITY OF WATER USED DURING THE YEAR.	Bills issued during the year.		Amount collected during the year.		REMARKS.
		Gallons.					
March	1917 ...	2,07,47,000	Rs. 15,560	A. P. 4 0	Rs.	A. P.	
April	" ...	1,73,34,500	13,000	14 0			
May	" ...	1,99,76,666	14,982	8 0			
June	" ..	1,55,88,250	11,691	3 0			
July	" ...	1,52,71,166	11,453	6 0			
August	" ...	1,58,82,666	11,912	0 0			
September	" ...	1,36,90,666	10,268	0 0			
October	" ...	1,60,39,250	12,029	7 0			
November	" ...	1,37,72,583	10,329	7 0			
December	" ...	1,41,27,833	10,595	4 0			
January	1918 ...	1,13,75,750	8,531	13 0			
February	" ...	1,15,98,750	8,699	1 0			
Water supplied & billed for by Special Works Department.		5,07,000	350	4 0			
Total ...		18,59,12,080	1,39,434	1 0	1,47,121	4 0	
Deduct remissions and refunds.		27,000	20	4 0			
Balance ...		18,58,85,080	1,39,413	13 0	*1,47,121	4 0	
Total for 1916-17 ...		19,71,43,376	1,47,838	4 7	1,52,716	10 7	

* Includes arrears of previous years collected during the year

TABLE No. 20.

Total of License fees recovered and the number of applications or cases dealt with during the year 1917-18.

Total No. of applications or cases dealt with.	Number refused or undisposed.	Number sanctioned.	Purpose.	License fee.		
				Rs.	A.	P.
22	2	20	Aerated Water and Ice Factories ...	2,200	0	0
246	78	168	Bakehouses ...	2,155	0	0
2	...	2	Elasting powder ...	100	0	0
2	...	2	Bones ...	100	0	0
20	2	18	Brick-kilns ...	155	0	0
3,801	365	3,436	Construction or reconstruction of buildings and huts ...	7,258	0	0
210	...	210	Breaking and hammering iron and manufacturing vessels out of iron. ...	2,100	0	0
304	...	304	Beating metals or manufacturing vessels, utensils, etc., with sheet metals ...	609	0	0
46	...	46	Candles ...	230	0	0
3	...	3	Carpet factories ...	6	0	0
20	3	17	Cart-stands ...	727	8	0
72	...	72	Casting metals ...	530	0	0
1	...	1	Cat gut ...	15	0	0
760	64	696	Cattle yards ...	5,376	8	0
91	1	90	Charcoal, coal or coke ...	1,293	0	0
17	...	17	Chemicals ...	425	0	0
62	4	58	Cloths manufacture in Indigo or other colours ...	1,356	0	0
3	...	3	Cocoonut fibre ...	15	0	0
15	2	13	Condiment factories ...	150	0	0
8	...	8	Cotton ...	185	0	0
53	...	53	Debentures registration ...	53	0	0
5	...	5	Dynamite ...	250	0	0
4	...	4	Erection of steam boilers ...	400	0	0
1	...	1	Fat ...	15	0	0
5,768	521	5,247	Carried over ...	25,704	0	0

Total No. of applications or cases dealt with.	Number refused or undisposed.	Number sanctioned.	Purpose.	License fee.		
				Rs.	A.	P.
5,768	521	5,247	Brought forward ...	25,704	0	0
1,100	1	1,099	Firewood ...	3,537	0	0
70	...	70	Fireworks ...	289	0	0
11	...	11	Fish ...	33	0	0
55	...	55	Flour ...	275	0	0
3	...	3	Fulminate of mercury ...	150	0	0
4	...	4	Gas ...	200	0	0
66	...	66	Gilding and electroplating ...	329	0	0
82	...	82	Grave diggers ...	82	0	0
7	...	7	Gunpowder ...	700	0	0
216	13	203	Hack stables ...	863	0	0
1	...	1	Hair ...	50	0	0
14	...	14	Do (souri) ...	70	0	0
1	...	1	Horns ...	50	0	0
11	...	11	Iron safe manufacturing ...	275	0	0
41	4	37	Lime ...	820	0	0
42	...	42	Markets ...	3,725	0	0
490	...	490	Matches ...	1,482	0	0
35	2	33	Meat stalls ...	175	0	0
2	...	2	Nitro glycerine ...	100	0	0
1,013	...	1,013	Obstruction, scaffolding, etc., under sections 252 and 253 ...	2,200	4	0
71	...	71	Oil petroleum under Municipal Act ...	687	8	0
65	...	65	Do under Petroleum Act ...	2,731	0	0
125	10	115	Oil mills and presses ...	1,830	0	0
111	...	111	Oil storing ...	1,280	0	0
12	...	12	Oil boiling ...	60	0	0
1	...	1	Offal ...	50	0	0
4	...	4	Oil cloth ...	20	0	0
742	2	740	Paddy boiling ...	790	0	0
10,163	553	9,610	Carried over ...	48,557	12	0

APPENDIX II.

1113

Total No. of applications or cases dealt with.	Number refused or undisposed.	Number sanctioned.	Purpose.	License fee.		
				Rs.	A.	P.
10,163	553	9,610	Brought forward ...	48,557	12	0
7,326	2	7,324	Pandals ...	12,298	0	0
1	...	1	Paper factory ...	5	0	0
8	...	8	Pitch ...	200	0	0
38	...	38	Plumbers' licenses ...	380	0	0
44	...	44	Pottery kilns ...	220	0	0
1	...	1	Rags ...	5	0	0
176	6	170	Skins, hides and leather ...	5,515	0	0
1	...	1	Soap manufacture ...	50	0	0
31	...	31	Spirits and turpentine ...	775	0	0
76	...	76	Straw, dry leaves, etc. ...	485	0	0
5	...	5	Sulphur ...	125	0	0
4,169	...	4,169	Sunshades ...	6,900	0	0
22	1	21	Swine ...	66	0	0
7	...	7	Tar ...	175	0	0
160	...	160	Timber, bamboos, palmyra rafters, etc. ...	5,130	0	0
1	...	1	Wool ...	50	0	0
470	1	469	Washing soiled clothes ...	Free.		
501	...	501	Butchers' licenses under Sections 342 and 350 ...	Free.		
392	...	392	Arrear collections ...	1,439	12	0
41	41	...	Advance collections ...	697	12	0
23,633	604	23,029	Less the amount refunded ...	83,074	4	0
				668	12	0
			Total ...	*82,405	8	0
			Total of fees collected under "Licenses, Registration, etc.," including private markets and cart-stands.			
			During the year 1916-17 ...	78,671	12	0
			Do. 1915-16 ...	72,284	8	0
			Do. 1914-15 ...	69,601	4	0

* Includes fees for Cart stands and Private Markets, viz., Rs. 4,570.

TABLE No. 21.

People's Park.—Statement of Receipts and Disbursements for the year 1917-18.

Disbursements.	Amount.	Receipts.	Amount.
	RS. A. P.		RS. A. P.
Establishment ...	5,416 10 5	Sale proceeds of hay and grass...	1,330 8 10
<i>Labour.</i>			
Gardeners, &c. ...	3,556 7 4	Payment by contractor for menagerie collections ...	7,631 15 0
Cost of food for animals ...	48 0 0		
Feeding animals and birds ...	15,145 5 6	Miscellaneous ...	2,065 6 3
Purchasing animals and birds ...	1,685 0 0		11,027 14 1
<i>Other charges.</i>			
Clothing for sergeants and peons.	173 4 0	Government grant for the upkeep of the Zoological collections ...	2,000 0 0
Weeding and cutting grass ...	909 5 3		
Sundries, &c. ...	471 13 1		
Repairing gravel walks ...	38 1 7		
Do. bandstand, seats, etc.	90 10 11		
Do. lamp posts ...	24 15 9		
Purchasing tubs, manure, &c. ...	510 5 8		
Improving and covering foliage shed ...	133 2 8		
Constructing masonry stands ...	204 10 8		
General repairs to cages ...	2,119 12 7		
Stationery ...	22 6 9		
Printing ...	27 6 4		
Advertisement ...	45 9 7		
Fees for band playing...	920 0 0	Met from the Corporation funds...	18,682 15 6
	26,136 5 8		
Tools and plant ...	127 13 6		
Total ...	31,710 13 7	Total ...	31,710 13 7

TABLE No. 22.

Napier Park.—Statement of Receipts and Disbursements for the year 1917-18.

Disbursements.	Amount.	Receipts.	Amount.
	RS. A. P.		RS. A. P.
Establishment ...	621 0 0	Sale of hay and grass
Allowance ...	50 0 0		
<i>Labour.</i>		Miscellaneous ...	85 14 5
Gardeners, &c. ...	674 0 8		
Clothing for peons ...	52 7 6		
Contingencies ...	20 1 8		
	746 9 10		
Tools and plant ...	9 0 0	Met from the Corporation funds...	1,340 11 5
Total ...	1,426 9 10	Total ...	1,426 9 10

APPENDIX II.

115

TABLE No. 23.

Robinson Park.—Statement of Receipts and Disbursements for the year 1917-18.

Disbursements.	Amount.			Receipts.	Amount.		
	RS.	A.	P.		RS.	A.	P.
Establishment	1,288	9	9				
<i>Labour.</i>				Sale of grass, etc. ...	617	7	7
Gardeners, Engine Driver and Lascar	2,930	12	7	Met from the funds of the Corporation	6,508	8	0
Oil for lighting	58	9	0				
Clothing for peons	77	1	5				
Purchasing wire fencing, repairing hand carts, etc.	177	10	8				
Renewing coir matting	219	4	9				
Repairing lamp posts and lanterns and purchasing chimneys.	21	1	8				
Purchasing tubs, manure, &c. ...	445	3	2				
Fees for playing band	575	0	0				
Extending Foliage shed	808	2	8				
Wooden Foliage shed	45	11	6				
Do. Bower	24	0	0				
Repairing and varnishing office furniture	19	13	0				
Stationery	17	7	0				
Printing	9	11	7				
Fuel, etc., for oil engine	381	1	1				
	5,810	10	1				
Tools and plant	26	11	9				
Total	7,125	15	7	Total	7,125	15	7

TABLE No. 24.

Loane Square.—Statement of Receipts and Disbursements for the year 1917-18.

Disbursements.	Amount.			Receipts.	Amount.		
	RS.	A.	P.		RS.	A.	P.
Allowance	25	0	0	Met from the funds of the Corporation	1,582	5	3
<i>Labour.</i>							
Wages of gardeners, etc.	248	8	3				
Purchasing tubs	73	0	0				
Painting railing gates and white washing	101	13	0				
Fees for band playing	1,125	0	0				
	1,548	5	3				
Tools and plant	9	0	0				
Total	1,582	5	3	Total	1,582	5	3

CORPORATION WORKSHOPS.

Statement showing the number and cost of works executed during 1917-18.

Particulars.	Number.	Cost.		
		Rs.	A.	P.
I. Departmental Works	2,760	1,52,089	2	2
II. Private Works	223	2,709	6	5
III. Foreign or Works under Advances Recoverable ...	139	1,992	10	11
Total ...	3,122	1,56,791	3	6
New Works	1,014			
Repairs	2,108			

TABLE No. 26.

CORPORATION WORKSHOPS.

Statement showing the estimates amounting to Rs. 1,000 and above executed during 1917-18.

No.	Particulars.	Amount of the Estimate.	Expenditure.
		Rs.	Rs.
1	Manufacturing 500 cast-iron stop covers for use of different divisions	1,437	1,182
2	Manufacturing 500 cast-iron silt catcher buckets for drainage department	1,625	1,313
3	Manufacturing 100 cast-iron electric glow lamp posts, ladder arms and wrought-iron buckets for street lighting ...	8,413	6,479
4	Manufacturing 150 arc lanterns with brass nipples for street lighting	1,250	1,153
5	Manufacturing 36 lockers with marble slabs on top and 36 cradles with stand for the Superintendent, Rajah Sir Ramaswamy Mudaliar's Hospital	2,016	1,370
6	Manufacturing 30 single bullock rubbish carts (cast-iron naves and axles to be supplied by Cart Depot Superintendent) ...	6,450	4,079
7	Manufacturing tar macadam mixing plant which comprises of tar heaters and tar mixing plant	36,300	12,243
8	Manufacturing 100 iron night-soil buckets with lids ...	2,000	1,655
9	Manufacturing 100 cast-iron electric glow lamp posts, ladder arms, wrought-iron buckets etc., for street lighting ...	10,213	6,577
10	Manufacturing 23 wooden trollies new pattern with supply and transport wheel for cart depot	15,295	8,590
11	Manufacturing 100 cast-iron electric glow lamp posts, ladder arms, water tight doors etc., for street lighting ...	10,163	2,821

TABLE No. 27.

CORPORATION WORKSHOPS.

Statement showing the number and description of carts, buckets, etc.,
manufactured during 1917-18.

Description.					No.
Rubbish carts	30
Hand-carts, with buckets, iron	4
Do. box, wooden	2
Trolly wooden	1
Barrel carts	2
Night-soil pails	74
Wrought iron meter doors	152
Cast-iron stop cock covers	550
Do. Hydrant covers	48
Do. Silt catcher buckets	500
Wrought iron do.	20
Cast-iron electric glow lamp posts	200
Watering van	1
Tin watering cans	130
Arc lanterns	150
Wrought iron tippers	7
Do. tanks	2
Corrugated dust-bins	10

TABLE No. 28.

CORPORATION WORKSHOPS.

Statement of new machinery purchased during 1917-18.

Description of Machine.		No.	Value.		
			Rs.	A.	P.
Two 5½ inch × 3 feet 5¾ inch and two 7½ inch × 6 feet bed self-acting, sliding, surfacing and screw-cutting lathes purchased from Messrs. Turner, Hoare & Co., Bombay		4	5,524	1	5
Total		4	5,524	1	5

APPENDIX III.

Report of the Sub-Assistant Inspector of Schools, George Town Range, on the working of the schools maintained and aided by the Madras Corporation during the year 1917-18.

Number and strength.—The number of schools at the end of the year remained the same as at the end of the last year (*viz.*, 21), no new schools having been started. Though the aggregate strength of all the schools rose by nearly 600 during the year, the strength and attendance of some of the schools fell during the year notably at Sanjeevaroyanpet, Korukupet, Purasawakkam, Nungambakkam while in others there was not any appreciable improvement on the strength of last year except in the schools at Malayappan Street, Choolai, Chetput and a few others. Curiously enough, the average attendance improved during the year in certain schools which had almost the same strength as last year and in some cases where it was lower than last year. On the other hand, certain schools whose strength was comparatively better, lacked adequate average attendance. This is evidently due to the extreme backwardness of the classes from which the pupils attending the schools are drawn and to a need for canvassing for pupils. A comparative statement showing the progress or otherwise of each of the schools in the matter of strength and attendance is submitted herewith.

In this connection it may be stated that the admission of Panchama pupils in schools situated in comparatively non-backward localities had an initial depressing effect upon the attendance of non-brahman caste Hindu pupils who stayed away. The fall in the strength of the Korukupet school was mainly due to this circumstance but Panchama pupils are gradually coming to be regarded as less and less objectionable.

Accommodation.—All the schools were located in buildings of their own, Gardens have been maintained and well attended to.

Equipment.—A supply of furniture, apparatus and appliances, carpentry and gardening implements was made during the year to some of the schools. The libraries existing in the schools are reported to have been made proper use of.

All the teachers employed in the schools were trained men with the exception of a few who held professional certificates granted by the department. The majority of teachers are of the Lower Secondary or Elementary Higher grade.

Instruction.—There was a distinct improvement during the year in the quality of the instruction imparted in most of the schools—the general knowledge of the teachers and their teaching methods having been improved by means of occasional lectures and model lessons in the course of the Inspecting Officers' surprise visits.

Finance.—Particulars relating to this are not in the possession of this office.

Schools aided by the Corporation.—Nil, (Para. 2. of G. O. No. 820-M., dated 25th May 1911).

General Remarks.—Considered as a whole there was considerable progress in the efficiency of the schools although the strength and attendance of pupils in some of them require further improvement. Steps have been taken to ensure this and it is hoped that further efforts proposed to be taken in this direction will not go in vain.

Enclosure.

Comparative statement showing the progress or otherwise of the strength and attendance of the Corporation schools during the years 1916-17 and 1917-18.

Serial No.	Name of School.	No. of pupils on rolls				Average daily attendance of pupils.				No. of pupils from backward classes attending the Schools on 31st March 1918.
		on 31st March 1917.		on 31st March 1918.		1916-17.		1917-18.		
		Boys.	Girls.	Boys.	Girls.	Boys.	Girls.	Boys.	Girls.	
1	Sanjeeverayanpet ...	164	6	146		129	5	114	4	36
2	Malayappan Street...	90	18	136	23	95	...	66	10	91
3	Korukupet	181	10	121	2	119	8	83	2	68
4	Angappa Naicken St	111	14	112	8	77	5	73	4	55
5	Salaivinayagarkoil St.	111	23	94	13	64	17	70	16	65
6	Vasap Modu ...	60	...	68	37	44	...	53	1	103
7	Cemetery Road	138	35	109	25	99
8	Vallabha Aghraharam	141	25	151	25	125	21	125	27	74
9	Chetput ...	135	36	166	34	135	24	103	24	132
10	Periamet ...	102	23	113	31	75	22	82	23	96
11	Chintadripet ...	163	41	153	25	132	29	124	25	118
12	Purasawakkam ...	191	3	149	3	172	3	109	3	101
13	Mylapore ...	160	17	143	22	154	15	97	12	108
14	Nungambakkam ...	171	50	146	48	158	29	111	36	89
15	Goyatope	146	23	154	31	84	10	114	21	89
16	Thousand Lights ...	89	13	81	11	77	9	49	6	62
17	Venkatarangam Pillai Street. ...	107	41	111	39	118	...	82	28	80
18	Bell's Road ...	162	53	145	46	125	39	114	40	59
19	Choolai ...	40	8	201	17	27	5	124	12	146
20	Triplicane High Road	6	...	133	10	6	...	79	7	95
21	Royapettah ...	8	...	161	12	8	...	80	5	116
	Total ...	2,338	404	2,822	480	1,924	241	1,971	331	1,882

Statement No. 1 relating to general statistics in Educational Institutions in the area under the control of the Corporation of Madras.

Institutions.	1916-1917.			1917-1918.			REMARKS.
	Number of Schools.	Number of pupils on 31st March.		Number of Schools.	Number of pupils on 31st March.		
		Boys.	Girls.		Boys.	Girls.	
<i>Elementary Schools for Boys.</i>							
Municipal ...	21	2,338	404	21	2,822	480	
Aided from Municipal Funds	
Others :—							
(1) Recognised ...	206	16,866	2,730	200	16,537	2,966	
(2) Unrecognised ...	54	1,714	75	77	2,947	216	
Total ...	281	20,918	3,209	298	22,306	3,662	
<i>Elementary Schools for Girls.</i>							
Municipal	
Aided from Municipal Funds	
Others :—							
(1) Recognised ...	59	901	8,022	59	815	7,929	
(2) Unrecognised ...	4	20	152	3	...	250	
Total ...	63	921	8,174	62	815	8,179	

Statement No. 2 giving particulars as to the qualifications of the teaching staff employed in institutions maintained or aided from Municipal funds, (Corporation of Madras).

Class of Institutions.		Number of teachers employed.	Number possessing professional certificates.	Number possessing general educational certificates only.	Number entirely uncertificated.	REMARKS.
<i>Elementary Schools for Boys.</i>						
Maintained by the Corporation.	Males ...	125	121	3	1	
	Females	
Aided by the Corporation.	Males	
	Females	
Aided from Provincial Funds.	Males ...	735	375	324	36	
	Females ...	38	20	16	2	
Total ...		860	496	327	37	
		38	20	16	2	
<i>Elementary Schools for Girls.</i>						
Maintained by the Corporation		
Aided by the Corporation		
Aided from Provincial Funds.	Males ...	13	6	6	1	
	Females ...	292	220	66	6	

APPENDIX IV.

ANNUAL REPORT OF THE ROYAPETTAH HOSPITAL FOR THE YEAR 1917-18.

Accommodation.—The Hospital accommodates 76 patients, 68 beds for Indians, 8 beds for Europeans and Eurasians.

Patients treated.—There were 2,815 in-patients and 58,652 out-patients, the corresponding number of last year were 2,594 in-patients and 61,381 out-patients respectively.

Operations.—A total number of 3,905 were performed during the year, 1,428 in-patients and 2,477 out-patients.

Amount of Recoveries.—The amount recovered from the patients treated in the special ward amounts to Rs. 543-8-0 the charge being eight annas a day.

Establishment.—Sufficient.

Epidemics.—None worth noting.

Inspection and Remarks by Visitors.—I have been shown round the Hospital by Lt.-Col. Donovan, Dr. Ganapathy Iyer, being also present. The main block seems to be in excellent order in all respects. The great need of the hospital is an improved out-patient department. The present structure is extremely cramped and Lt.-Col. Donovan is very emphatic as to the necessity for improvement in this respect. I hope that when Corporation can find the money this need will be met.

(Sd). A. G. CARDEW,

Member of Council,

3rd November 1917.

General Remarks.—Nil.

MADRAS, }
17th July, 1918. }

C. DONOVAN, LT.-COL., I.M.S.,
Superintendent, Royapettah Hospital.

CONCISE ANNUAL REPORT OF THE CHINTADRI PET DISPENSARY FOR THE YEAR 1917-18.

(1) *Accommodation.*—Sufficient.

(2) *Admission.*—The total no of patients treated and the daily average attendance were 34,113 and 235.44 as against 35,475 and 249.33 of the previous year. The number of operations performed was 1,556 against 1,500 of last year.

The dispensary thus maintains its popularity.

A statement showing the classes of diseases treated is attached.

(3) The dispensary was inspected by the Surgeon, Third District.

(4) *Establishment*.—These has been no change in the establishment.

(5) *Finance*.—The total cost of maintaining the dispensary for the year was Rs. 4,524-3-9 as against Rs. 4,589-10-8 in the previous year.

The variations are explained under the following headings :—

(a) *Establishment*.—The expenditure under this head was Rs. 2,336-9-8 as against Rs. 2,090-15-8 in the previous year.

(b) *European medicines*.—The cost of this was Rs. 1,519-9-0 as against Rs. 1,699-12-0 in the previous year. Thus there is a difference of about Rs. 180 less than in the previous year. This difference is in spite of the rise in the cost of European medicines and it is due to the fact that several of the drugs that were hitherto supplied to this dispensary were cut off last year.

(c) *Bazaar medicines*.—There was no expenditure under this head.

(d) *Miscellaneous charges*.—These amounted to Rs. 668-1-1 as against Rs. 569-10-7 in the previous year. The difference is probably due to the rise in the cost of several articles supplied by the contractors.

(e) *Buildings and Repairs*.—There was no expenditure under this heading.

(f) *General Remarks*.—Any improvement done to the dust-exposed, ill-ventilated roadside dressing room will be a great boon to the dispensary. In fact the whole dispensary requires light during cloudy days.

CHINTADRI PET DISPENSARY, }
13th June, 1918.

E. VIJAYAM,
Sub-Assistant Surgeon.

A. CHALMERS,
Surgeon, 3rd District, Madras.

CONCISE ANNUAL REPORT ON THE WORKING OF THE WASHERMANPET DISPENSARY FOR THE OFFICIAL YEAR, 1917-18.

1. *Accommodation*.—Not sufficient to meet the large number of patients resorting to treatment of late.

2. *Inspection*.—The Surgeon, First District inspected the Dispensary every week.

3. *Number of patients treated as compared with that of the previous year*.—The total number of patients treated during the year was 27,449 with a daily average of 189.13 as against 23,007 and 158.66, respectively, of the previous year.

4. The maximum number of patients that attended the Dispensary on any one day was 289, *i.e.*, on 7th November 1917.

5. *The most common diseases treated were:—*

(a) Other diseases of the skin	4,761		
				1916-17	1915-16
(b) All other diseases of the digestive system.			3,560		
(c) Malaria	2,871	3269	4821
(d) Ulcers	2,391		
(e) Diseases of the ear	2,035		

6. The total number of operations performed during the year was 1,008 as against 543 of the previous year.

7. *Establishment.*—The employment of one additional compounder to cope with the work of the large number of patients attending is, I find, necessary.

8. *Work done by the Midwife.*—The Midwife attached to the Dispensary conducted 318 cases of out-door labour against 301 of the previous year. Her work is satisfactory.

WASHERMANPET DISPENSARY, }

31st May, 1918.

R. RAMANJULU,

Sub-Assistant Surgeon in charge.

Remarks of the Surgeon:—

The work done in the Dispensary and by the Midwife shows continued progress.

R. BRYSON, Lt.-Col., I.M.S.

Surgeon, First District.

CONCISE REPORT OF THE BAULIAH NAIDU DISPENSARY, VEPERY, FOR THE YEAR 1917-18.

The dispensary is situated in a central place quite convenient to the residents of Pursawalkam, Vepery, Choolai and Kilpauk and even those residing in far away places such as Otary, Perambur, Egmore, New Town, Nungumbakam, Chetput and Pudupet resort to the Dispensary.

Establishment.—consists of the following staff:—

One Senior Grade Sub-Assistant Surgeon.

One Fourth do. do.

Three Compounders.

One Midwife.

One Male Ward Attendant.

One Female do.

Four Peons.

One Sweeper.

The total admissions of the out-patients treated during the year was 48,556 against 47,065 in the previous year. The daily average attendance of patients was 282.87 against 265.50 in the previous year.

2,010 minor operations were performed during the year against 1,971 in the previous year.

The maximum number of patients treated in any one day was 401, on 18th September 1917.

There was remarkable fall under *Malaria and other fevers* during the past three years as shown below :—

Year.	Malaria.	Other fevers.	Total.
1914-15	7,874	6,674	14,548
1915-16	3,274	2,448	5,722
1916-17	1,947	3,550	5,497
1917-18	1,750	3,151	4,901

The present *midwife* is doing her work satisfactorily and she conducted 98 cases when compared with three cases by former midwife.

VEPERY, }
10th June 1918. }

S. SETH,
Senior Sub-Assistant Surgeon in-charge.

REPORT ON THE WORKING OF THE RAJAH SIR RAMASWAMI MUDALIAR LYING-IN-HOSPITAL FOR THE OFFICIAL YEAR 1917-18.

I. *Accommodation*.—There are fifty beds in the Hospital including eight beds in the contagious sheds.

II. *Attendance*.—1,868 Out-patients and 1,804 In-patients were treated during the year as against 995 Out-patients and 1,842 In-patients in the previous year. The number of confinements were 1,375 in the previous year and 1,289 in the year under report. The daily average sick was 36.16 in-patients and 12.14 Out-patients as against 35.4 In-patients and 7.20 Out-patients, respectively in the previous year.

III. *Operations*.—121 Obstetric operations were performed during the year under report. The principal Obstetric operations performed were :—

Forceps	71
Podalic Version	12
Podalic Extraction	10
Evacuation of uterus	7
Craniotomy	4
Other operations	15
Decapitation	1
Embryotomy	1
Total					121

V. *Visits*.—Hon'ble H. F. W. Gillman, I.C.S., and Hon'ble Surgeon-General Giffard, C.S.I., I.M.S., visited the Hospital on the 16th March 1918.

MADRAS,
27th May 1918. }

H. S. HALGE, L.M. & S.,
Ag. Superintendent,
Rajah Sir Ramaswami Mudaliar
Lying-in-Hospital.

SRI KANYAKA PARAMESWARI DEVASTANAM MANAGEMENT COMMITTEE.

MADRAS 16th May 191

No. 265.

To

THE PRESIDENT,
Corporation of Madras,
MADRAS.

SIR,

With reference to your No. G. D. 719, dated 6th April 1918, I have the honour to forward hewith the report called for on the working of the S. K. P. D. Ayurvedic Free Dispensary, Georgetown, Madras, during the official year 1917-18.

Two statements one showing the various diseases with their number treated and the amount spent for the unkeep of the dispensary are enclosed. It will be seen from the Statement A that the number of patients treated during the year under the heads malarial fever, spleen enlargement, diseases of the digestive system, diseases of the nervous system, ulcers and other diseases of the

skin shows an increase over that of the last year. The total number of patients treating during the year was 35,759 against 31,717 of the last year.

The average daily attendance during the year was 210.72 while the figure for the last year was 187.6.

The figures shown above indicate that the public really appreciate the usefulness of the dispensary.

I beg to remain,
Sir,
Your most obedient servant,

C. CANDASWAMI MUDALIAR,
Secretary.

WESLEYAN MISSION,
MYLAPORE,
MADRAS, 4th May 1918.

From

THE REV. J. S. M. HOOPER, M.A.,
*Honorary Secretary and Treasurer,
Kalyani Hospital, Mylapore, Madras.*

To

THE PRESIDENT,
Corporation of Madras,
MADRAS.

SIR,

I have the honour to enclose the annual returns for the above Hospital.

During the early part of the year under review Dr. Simonsen was in charge of the work of the hospital, but she found it necessary to give up the work at the end of August. At the meeting of the Committee of Management held on September 18th 1917 the following resolution was passed :—

"The Committee of Management of the Kalyani Hospital desire to place on record their appreciation of the invaluable service rendered to the Hospital by Dr. Simonsen since she took charge in January 1915. They recognise that to her energy, kindliness and medical skill the hospital owes its present position and reputation, and they receive her resignation with great regret."

Since September Miss M. A. Joseph, who had been acting as assistant to Dr. Simonsen, has been in sole charge. The demands of military service have made it difficult to staff the hospital but it has now been possible to make arrangements by which Mrs. Monahan M.D., B.S., for many years head of the Wesleyan Mission Hospital at Ikkadu, in the Chingleput District, shall take charge from the autumn of this year. With her advent we look forward confidently to a new and greatly increased field of usefulness for the hospital.

I have the honour to be,
Sir,
Your most obedient servant,

J. S. M. HOOPER.

SAN THOME DISPENSARY,
SAN THOME,
Madras, 2nd May 1918.

From

RAO BAHADUR G. NARAYANASWAMI CHETTI GARU,
*Honorary Secretary, San Thome Dispensary,
San Thome, Mylapore.*

To

THE PRESIDENT,
Corporation of Madras,
MADRAS.

SIR,

I have the honour to furnish herewith the 44th annual report on the working of the San Thome Dispensary for the year 1917-18.

History.—This charitable institution was founded by the late Bishop Strachn, M. D., in 1874, apparently in connection with the S. P. G. Mission, and is of great value, not only to the general public but also to the several charitable institutions in and around San Thome and Mylapore and the poor of all classes of the community without distinction to caste, creed or nationality. It has been in existence for the past 44 years, affording medical aid and surgical relief to the sufferers that resort to the place. It is now supported by the Corporation and by the public and managed by a local Committee.

Accommodation and Repairs.—The building in which the dispensary is located is the property of the S. P. G. Mission. It is suitable to its requirements.

Total treated.—The number of new admissions during the year under report was 10,379 against 10,341 in the previous year and the average daily attendance was 63.33 against 62.80.

Operations.—604 operations of minor nature were performed during the year.

Income.—The total income of the year from all sources is Rs. 1,574-14-6 against Rs. 1,550-7-9 in the previous year.

Establishment.—The staff consists of a licensed medical practitioner, a compounder and two menials.

Administration.—The dispensary was inspected on several occasions by the members of the Committee during its working hours.

General Remarks.—The dispensary continues to do its good work to all, in and around San Thome and Mylapore, and maintains its popularity as usual. The Sub-Assistant Surgeon Mr. F. Immanuel Pillai, in charge of the dispensary is an L.M.P. who takes great interest in the discharge of his duties. The members of the Committee thank the Commissioners of the Corporation for the monthly grant of Rs. 66-10-8 and an annual grant of Rs. 300 for the upkeep of the dispensary, and also to all charitable ladies and gentlemen of the City of Madras, who actually sympathise with the needs of this institution, and contribute their mite during the war.

Statement showing the attendance of patients treated, the finance and the diseases treated is attached.

I have the honour to be,

Sir,

Your most obedient servant,

G. NARAYANASWAMI CHETTI,

Honorary Secretary and Treasurer,

San Thome Dispensary.

THE VENKATARAMANA DISPENSARY AND MEDICAL SCHOOL, MYLAPORE.

During the year 1917-18 the number of patients treated at the dispensary was 26,350 against 25,598 in the previous year. The total attendance was 66,684. The daily average attendance was 183 against 164 in the previous year. The minor surgical department is also proving useful. The daily attendance was 17 against 14 in the previous year—included in the total daily attendance 183. The Corporation of Madras kindly continued its contribution of Rs. 100 during 1917-18.

THE VENKATARAMANA DISPENSARY, }
MYLAPORE,
23rd May 1918.

A. KRISHNASWAMI AIYAR,

for Secretary.

ST. THOMAS' CONVENT DISPENSARY,
SAN THOME, 15th March 1918.

From

THE LADY SUPERIOR,
*St. Thomas, Convent Dispensary,
San Thome, Madras.*

To

THE PRESIDENT,
*Corporation of Madras.
MADRAS.*

SIR,

This dispensary was opened in 1888 for the benefit of the poor native inhabitants of [this locality, and continues still its beneficent work of lessening the sufferings of the poorer classes of Eurasians, Hindus and Muhammadans.

The dispensary is open daily from 8 to 11 A.M., and 5 to 6 P.M.

For 1917 the total number of new patients was 9,328, and the average daily attendance was 102.3.

The indoor patients are from :—

- (a) Our two orphanages, 75 Eurasian children and 80 Indians.
- (b) Three schools of about 300 children.
- (c) and an asylum for old women.

The convent bears the expenses incurred for the dispensary with the help given by the Corporation of Madras.

We have materially much improved the dispensary for the benefit of the needy and poor.

Trusting you will give the work your favourable consideration.

I have the honor to be,

Sir,

Your most obedient servant,

M. FLORA, F.M.M.

Lady Superior.

MADRAS,
18th May 1918,

To

THE PRESIDENT,
Corporation of Madras,
MADRAS.

SIR,

I have the honour to submit the following report of the Victoria Caste and Gosha Hospital for the year 1917.

2. The total number of in-patients for the period under report was 2,400 as against 2,486 in the previous year, while the total number of in-patients and out-patients treated during this year was 15,496 as against 15,276, treated in the previous year.

3. There were 792 maternity cases treated during this period as compared with 749 cases treated in the preceding year, an increase of 43 cases.

4. Of the 792 labour cases treated 460 were natural, 114 were difficult and 152 complex, the former requiring instrumental delivery and the latter surgical interference of some kind.

5. The number of Hindus and Muhammadans treated during the year are:—

		<i>In-patients.</i>	<i>Out-patients.</i>
Hindus	...	1,575	9,290
Muhammadans	...	825	3,806
		<hr/> 2,400 <hr/>	<hr/> 13,096 <hr/>

6. The number of beds available is 84, whilst the total daily average of in-patients was 80.43.

During the year fifty-three beds were supported by the following ladies and gentlemen :—

<i>Beds supported during the year, 1917.</i>			No.
1.	M.R.Ry. G. A. Natesan Avargal	...	1
2.	The Hon'ble Surgeon-General W. B. Bannerman, M.D., C.S.I., K.H.P., I.M.S.	...	1
3.	Mrs. Annie Besant	...	1
4.	M.R.Ry. O. A. O. K. Lakshmanan Chettiyar Avargal	...	1
5.	Khan Bahadur M. A. Kuddus Badsha Sahib	...	1
6.	The Hon'ble Mr. S. Srinivasa Ayyangar.	...	3

APPENDIX IV.

131

7.	The Hon'ble Mr. Justice T. V. Seshagiri Ayyar.	...	1
8.	R. S. F. Simpson, Esq.	1
9.	M.R.Ry. Rao Sahib C. Kannan Chetti Garu	...	10
10.	Khan Bahadur T. Amin-ud-din Sahib	1
11.	Malayalam Abdur Rahim Sahib	1
12.	A. J. Leech, Esq.	1
13.	The Suguna Vilasa Sabha, Madras	4
14.	M.R.Ry. C. P. Ramaswami Ayyar Avargal	...	3
15.	The Hon'ble Sir Alexander Cardew, K.C.S.I., I.C.S.	...	1
16.	Khan Bahadur Hajee Muhammad Abdul Azeez Badsha Sahib	1
17.	The Hon'ble Mr. Gordon Fraser	2
18.	M.R.Ry. T. A. Ramachandra Rao Avargal	...	1
19.	The Hon'ble Dewan Bahadur Justice T. Sadasiva Ayyar.		1
20.	M.R.Ry. Rao Bahadur R. Lakshminarasa Reddi Garu	...	1
21.	The Hon'ble Mr. K. R. V. Krishna Rao Pantulu	...	1
22.	M R.Ry. C. Arunachala Mudaliyar Avargal (Zamindar of Chunampet)	1
23.	C. 'Abd-ul-hakim Sahib	1
24.	Salay Muhammad Hajee Ibrahim Sahib	1
25.	M.R.Ry. N. R. Ayyar Avargal	2
26.	The Zamindar of Telaprole	1
27.	M.R.Ry. Dewan Bahadur T. M. Rangachariyar Avargal.		1
28.	„ V. Surya Rao Avargal	1
29.	Muhammad Musa Sahib	5
30.	Hajee Abdur Rahiman Sahib	1
31.	M.R.Ry. Rao Bahadur G. Narainaswami Chetti Garu	...	1

53

Special thanks are due to the following gentlemen for the material aid given to the Hospital during the year.

- (1) M.R.Ry. S. Rm. M. Ct. Pethachi Chettiyyar Avargal, for his generous donation of Rs. 20,000 and for the endowment of a permanent bed.
- (2) Mrs. K. Tholasamma, for the endowment of a permanent bed.
- (3) M.R.Ry. S. Rathnavelu Chetti Garu, for the endowment of a permanent bed.

- (4) M.R.Ry. Dewan Bahadur C. Ramanujam Chetti Garu, for his donation of Rs. 1,000 towards meeting the deficit for 1916.
- (5) „ N. R. Ayyar Avargal of Calcutta for his donation of Rs. 1,000 towards the General Funds.
- (6) The “Wadia” charities for their generous donation of Rs. 3,000 towards the General Funds.
- (7) M.R.Ry. Rao Sahib C. Kannan Chetti Garu, for supporting ten temporary beds.

7. I am glad to be able to state that the Hospital is growing more and more popular and appeals to the General Public—Indian and European—for financial support, have been cheerfully responded to.

8. I may add that the report on the working of the Hospital for the year under review was placed at a meeting of the Governors held on April 10th under the presidency of the Hon. Sir Alexander Cardew and adopted unanimously.

I have the honour to be,
Sir,
Your most obedient servant,

G. A. NATESAN,
*Honorary Secretary to the Governors of the
Victoria Caste and Gosha Hospital.*

THE HISTORY OF THE

REIGN OF

CHARLES THE FIRST

BY

JOHN BURNET

OF THE UNIVERSITY OF OXFORD

IN TWO VOLUMES

VOLUME THE SECOND

LONDON

Printed by J. St. John, at the

Printers Office, in St. Dunstons Church-yard

1704

By J. St. John, at the

Printers Office, in St. Dunstons Church-yard

1704

By J. St. John, at the

Printers Office, in St. Dunstons Church-yard

1704

By J. St. John, at the

Printers Office, in St. Dunstons Church-yard

1704

By J. St. John, at the

Printers Office, in St. Dunstons Church-yard

1704

By J. St. John, at the

Printers Office, in St. Dunstons Church-yard

1704

By J. St. John, at the

Printers Office, in St. Dunstons Church-yard

1704


Statement showing the diseases treated in the undermentioned Hospitals and Dispensaries during the year 1917-18.

Names of Diseases.	Hospitals and Dispensaries.											Total.	
	Washermanpet Dispensary.	Balish Naidu Dispensary.	Chintadrpet Dispensary.	St. Thomas' Convent Dispensary.	San Thome Dispensary.	Victoria Hospital for Caste and Gosha Women.	Raja Sir Kamaswamy Mudaliar Hospital.	Sri Kanyaka Parameswari Devasthanam Ayurvedic Dispensary.	Venkatacharyya Dispensary.	Royapetah Hospital.	Kalyani Hospital.		
INFECTIVE DISEASES.	Cholera.	427	1,236	826	262	451	194	137	416	734	80	2	5,809
	Dysentery	16	...	8	5	...	5	2	...	90	126
	Enteric fever	75	175	103	76	6	80	3	94	122	83	...	1,399
	Gonorrhoea	6	1	...	139	150
	Kala-Azar	4	5	15	98
	Leprosy	7	...	8	46	10	6	2	...
	Malaria	2,811	1,750	2,142	152	336	745	301	8,567	231	207	19,099	...
	Plague
	Pneumonia	33	3	18	6	6	16	4	105	3	195
	Pyrexia of uncertain origin	352	3,151	2,065	...	352	280	72	...	2,389	1,327	241	10,229
	Rheumatic fever and Rheumatism	522	1,160	941	466	267	732	15	221	50	1,006	250	5,630
	Small-pox	1	8	1	3	1	14
	Syphilis (primary and secondary)	65	187	213	360	41	71	9	936	44	1,961
	Tubercle of the lungs	41	16	66	46	3	56	13	...	2	164	96	509
OTHER GENERAL DISEASES.	Other Tubercular Diseases	24	29	1	356	10	27	5	633
	All other infective diseases	95	...	48	332	149	624
	Anæmia	28	138	134	609	128	347	98	308	211	54	3,133	
	Diabetes	4	47	44	...	5	8	...	20	48	1	251	
	Scurvy	3	3	...
	New growths (Non-Malignant)	9	15	20	216	...	6	74	...	370	...
	All other general diseases	2	404	83	18	43	...	33	3	55	...
		1,921	8,930	3,688	68	...	4,121	5,816	7,029	286	32,389
	Diseases of the nervous system	928	1,513	548	106	193	186	20	842	2,103	771	89	7,299
	Diseases of the eye	349	509	470	250	113	112	13	346	713	757	157	3,799
DISEASES.	Diseases of the ear	2,035	3,241	2,595	422	750	621	5	2,985	1,352	3,368	68	17,442
	Diseases of the nose	22	515	23	14	33	18	...	12	830	630	73	2,170
	Diseases of the circulatory system	33	44	28	156	14	125	31	...	725	345	42	1,543
	All diseases of the respiratory system except Pneumonia and Tubercle of the lungs	1,882	5,564	3,944	426	1,141	800	268	2,054	1,762	1,515	610	19,966
	Dyspepsia	80	...	694	448	533	554	72	1,676	516	1,392	111	6,176
Diarrhoea	379	...	1,154	604	448	226	121	...	157	1,980	297	5,896	


Statement showing the attendance of patients treated, the income and the expenditure of the undermentioned Hospitals and Dispensaries, during the year 1917-18.

Name of Hospital.	Total number treated.		Average daily attendance.		Percentage of deaths to total in-door treated.	Income.			Expenditure.										
In-door.	Out-door.	In-door.	Out-door.	From subscription, &c.	From Government.	From Municipality.	Establishment.	Diets.	European Medical.	Bazaar Medicines.	Miscellaneous.	Repairs to Buildings, etc.	Total.						
Royapettah Hospital	2,815	58,652	68-23	162-58	3-46	Rs. 543	A. P. 8 0	Rs. 43,889	A. P. 0 5 11,006	Rs. 2 8 9,383	A. P. 11 2 5,300	Rs. 14 0 2,010	P. Rs. 1 1 0 1,059	Rs. 8 2	P. Rs. 2 5 2,735	Rs. 8 44,432	A. P. 8 5		
Washermanpet Dispensary	...	27,449	...	189-13	5,410	13-1 2,827	0 0	1,683	4 0	5,410	13 2		
Bauliah Naidu Dispensary	...	48,576	...	282-87	8,305	12-11 3,665	0 7	3,049	14 0	2 3 6 963	9 1	624	7 9 8,305	12 11		
St. Thomé Dispensary	...	10,379	...	63-33	...	474	14 6	1,100	0 0 680	12 0	...	251	3 0	20	0 255	5 0	...		
St. Thomas' Convent Dispensary	844	8,484	2-30	102-3	1	240	0 0 1,596	0 0 680	0 0 642	0 0	82	1 0 1-6	0 0	20	0 0 3,196	0 0	
Victoria Hospital for Caste and Gosia Women.	2,400	13,096	80-43	100-18	-62	52,364	5 11 5,000	0 0 1,000	0 0 11,096	2 8 6,350	7 10 823	3 0	815	13 9 47,469	13 2	963	4 5 67,518	12 10	
Venkataramana Dispensary.	...	26,350	...	183	...	6,798	6 8	100	0 0 3,556	0 8	...	175	15 6 2,239	4 7 1-77	4 7	704	8 10 7,753	2 2	
Chintadripet Dispensary	...	24,113	...	235-44	4,524	3 9 2,336	9 8	...	1,811	9 0	668	1 1	...	
Raja Sir Panaswamy Madhar Maternity Hospital	1,504	1,868	36-16	12-14	14	300	0 0 25,652	4 9 5,073	1 4 4,952	14 0	433	6 5 5,203	8 9 6,880	11 6 25,952	4 9		
Kalyani Hospital	700	5,112	12-1	16-3	...	8,649	13 9	600	0 0 4,683	14 3 1,652	13 0	906	11 6	840	5 9 233	1 3 7,717	8 9
Sri Kanyaka Parameswari Devasthanam Ayurvedic Dispensary	...	35,759	...	210-72	...	2,515	11 5	500	0 0 1,894	14 2	937	5 1 183	7 6	3,015	1 5


Note.—The statistics for the St. Thomas Convent Dispensary and the Victoria Caste and Gosha Hospital are in respect of the calendar year 1917; and the figures for the latter hospital do not include "maternity cases."



This image shows a blank, aged, cream-colored page, likely an endpaper or flyleaf from an old book. The paper has a slightly textured appearance with some faint smudges and discoloration, characteristic of old paper. The left edge of the page shows the binding of the book, and the overall tone is a warm, off-white or light beige.



CORPORATION OF MADRAS



(RIPON BUILDINGS)

ADMINISTRATION REPORT

FOR

1917-18.

MADRAS:

PRINTED BY THOMPSON & CO.,

33, POPHAM'S BROADWAY.

1918.