

Annual report on hospitals and dispensaries in Burma.

Contributors

Burma.

Publication/Creation

Rangoon : Superintendent Government Printing and Stationery, [1939]

Persistent URL

<https://wellcomecollection.org/works/ytnqbr58>

License and attribution

This work has been identified as being free of known restrictions under copyright law, including all related and neighbouring rights and is being made available under the Creative Commons, Public Domain Mark.

You can copy, modify, distribute and perform the work, even for commercial purposes, without asking permission.




Wellcome Collection
183 Euston Road
London NW1 2BE UK
T +44 (0)20 7611 8722
E library@wellcomecollection.org
<https://wellcomecollection.org>




Phys. Col. Phy.

ANNUAL REPORT
ON
HOSPITALS AND DISPENSARIES
IN BURMA
FOR THE YEAR 1939



RANGOON
SUPDT., GOVT. PRINTING AND STATIONERY, BURMA
1940
Price,—Rs. 2=3s.]



AMERICAN PEOPLE

HOSPITALS AND DISPENSARIES

OF ALABAMA

1900



22501679984



ANNUAL REPORT
ON
HOSPITALS AND DISPENSARIES
IN BURMA
FOR THE YEAR 1939

RANGOON

SUPDT., GOVT. PRINTING AND STATIONERY, BURMA

1940

LIST OF AGENTS FOR THE SALE OF
GOVERNMENT PUBLICATIONS.

IN BURMA.


AMERICAN BAPTIST MISSION PRESS, Rangoon.
BRITISH BURMA PRESS BRANCH, Rangoon.
BURMA BOOK CLUB, LTD., Post Box No. 1068, Rangoon.
CITY BOOK CLUB, No. 98 Phayre Street, Rangoon.
CONTINENTAL TRADING CO., No. 363 Lower Main Road, Moulmein.
MAUNG LU GALK, Law Book Depôt, No. 42 Ayo-o-gale, Mandalay.
MESSRS. K. BIN HOON & SONS, Nyaunglebin.
NEW LIGHT OF BURMA PRESS, No. 61 Sule Pagoda Road, Rangoon.
PROPRIETOR, THU DHAMA WADI PRESS, No. 16-80 Maung Khine Street,
Rangoon.
RANGOON TIMES PRESS, Rangoon.

IN INDIA.

BOOK CO., LTD., No. 4/4A College Square, Calcutta.
BUTTERWORTH & CO. (India), LTD., Phoenix Building, Graham Road,
Ballard East, Bombay.
CITY BOOK Co., Post Box No. 283, Madras.
D. B. TARAPOREVALA, SONS & Co., Bombay.
HIGGINBOTHAM & Co., Madras.
MR. RAM NARAIN LAL, Proprietor, National Press, Katra, Allahabad.
S. K. LAHIRI & Co., No. 56 College Street, Calcutta.
THACKER, SPINK & CO. (1933), Ltd., No. 3 Esplanade East, Calcutta.
THACKER & Co., LTD., Bombay.
W. NEWMAN & Co. Calcutta.

IN EUROPE AND AMERICA.

The publications are obtainable either direct from THE HIGH COMMISSIONER FOR INDIA, Public Department, India House, Aldwych, London, W.C. 2 or through any bookseller.



RESOLUTION

ON THE

Annual Report on the Hospitals and Dispensaries in Burma

For the Year 1939.

Extract from the Proceedings of the Government of Burma, Department of Health and Public Works, Medical Branch,—No. 9GX40, dated the 4th September 1940.

READ—

The Annual Report on the Hospitals and Dispensaries in Burma for the year 1939.

RESOLVED THAT—

The Report be published.

By order,

SHWE BAW,
*Secretary to the Government of Burma,
Department of Health and Public Works.*

TABLE OF CONTENTS.

ANNUAL REPORT ON HOSPITALS AND DISPENSARIES IN BURMA FOR THE YEAR 1939.

	PARA.	PAGE
I.—Introduction	1	1
II.—Hospital Accommodation	2	1
III.—Medical Establishment	4—10	3
IV.—Hospital Statistics	11	4
V.—Diseases	12	4
VI.—Surgical Treatment	13	4
VII.—Finance	14	5
VIII.—Special Hospitals	15 & 16	5 & 6
Conclusion	17	6

ANNUAL FORMS.

STATEMENT A.—The number of Hospitals and Dispensaries	8
STATEMENT B.—The Distribution of Medical Personnel	9—11
STATEMENT C.—The number of In-door and Out-door patients treated in State Public, Local Fund and Private-Aided Hospitals and Dispensaries	12—27
STATEMENT D.—The number of Beds, number of In-door and Out-door patients and number of Surgical Operations, and the Geographical Distribution of Infectious and other diseases in all classes of Medical Institutions	28—59
STATEMENT E.—The Surgical Operations performed in State-Public, Local Fund and Private-Aided Hospitals and Dispensaries	60—77
STATEMENT F.—The Income and Expenditure of State-Public, Local Fund and Private-Aided Hospitals and Dispensaries	78—91
STATEMENT G.—Account of Invested Capital of Hospitals and Dispensaries.	92—93
APPENDIX I.—The number of In-door and Out-door patients by Districts according to Class and Sex, treated in State-Public, Local Fund and Private-Aided Hospitals and Dispensaries	94—95

TABLE OF CONTENTS.

ANNUAL REPORT ON HOSPITALS AND DISPENSARIES IN BURMA FOR
THE YEAR 1933.

PAGE	CHAP.
1	I—Introduction
2	II—Hospital Administration
10	III—The Local Hospitals
12	IV—Hospital Statistics
12	V—Diseases
13	VI—Surgical Treatment
14	VII—Pharmacy
15	VIII—Special Hospitals
17	IX—Conclusion

Digitized by the Internet Archive
in 2019 with funding from
Wellcome Library

ANNUAL REPORT

ON THE

Hospitals and Dispensaries in Burma

FOR THE YEAR 1939.

I.—INTRODUCTION.

1. This report deals with the working of hospitals and dispensaries in Burma including Shan States for the year ending 31st December 1939.

The post of Inspector-General of Civil Hospitals, Burma was held by Lieut.-Colonel J. Findlay, I.M.S., from the 1st January to the 26th January ; by Colonel N. S. Sodhi, M.C., I.M.S., from the 27th January to the 7th March ; by Lieut.-Colonel A. Ba Thaw, I.M.S., from the 8th March to the 25th April and by Colonel R. H. Candy, I.M.S., from the 26th April till the end of the year.

Lieut.-Colonel A. Ba Thaw, I.M.S., held the post of the Assistant Inspector-General of Civil Hospitals, Burma from the 1st January to the 7th March and again from the 26th April to the 10th May 1939. The post remained unfilled from the 8th March to the 25th April. With effect from 11th May, U Ba Than Chain, M.B., Ch.B., was the Assistant Inspector-General of Civil Hospitals, Burma, and he remained so till the end of the year. The appointment of Assistant Inspector-General of Civil Hospitals, Burma is a valuable asset to the Department.

II.—HOSPITAL ACCOMMODATION.

2. The number of hospitals and dispensaries at the beginning of the year was 308. During the year 4 new
Statement "A". dispensaries were opened under the 5 years scheme for providing medical relief to rural areas, *viz.* (1) a Travelling Dispensary, Zebyubin (Sittang Colony), Hanthawaddy District ; (2) a Travelling Dispensary, Kyannyat, Mogôk Sub-division, Katha-District, (3) a Floating Dispensary, Maingkaing, Upper Chindwin District and (4) a Travelling Dispensary, Salin, Minbu District. Besides these, a fuel extraction Camp Dispensary was opened in the Myaungmya District and a dispensary at Yakhaingyaung, Hanthawaddy District, a Bazaar Dispensary at Kyatpyin, Katha District and a Municipal Employees Dispensary at Rangoon were opened during the year.

Statistics of Contagious Diseases Hospital, Mandalay are included in this year's report, and it is shown as a newly opened hospital. A Public Works Department dispensary at Thilawa, Hanthawaddy District was opened and closed during the year. The Civil Hospitals, at Mansi, Katha District and Sakantha, Northern Shan States were closed. Three hundred and fifteen hospitals and dispensaries remained open on the 31st December 1939.

The progress of establishing dispensaries under the 5 years scheme for providing medical relief in rural areas is very slow, for reasons stated in the Report for 1938. However, in 1939, 4 dispensaries were opened, and buildings for 5 fixed dispensaries were under construction. Of the 5 under construction, 2 have since been opened and the remaining 3 are expected to be ready shortly.

In places remote from hospitals and dispensaries medical aid is being afforded by means of medicine chests. The object is to supply simple medical treatment to the people in outlying areas. Care was taken to select only such drugs as will not prove dangerous in the hands of laymen. In 1939, 222 such medicine chests with instructions for their use were distributed in many villages to headmen, teachers and other persons approved by Government.

3. *New Constructions.*—The following are a few important works carried out during the year under report :—

- (1) A new out-patient and administration block at the Civil Hospital, Insein.
- (2) A maternity ward at the Civil Hospital, Dedaye, Pyapôn District.
- (3) A maternity block, an out-patient and administration block and new quarters for midwife and servants at the Civil Hospital, Henzada.

Construction of new hospital buildings at Tavoy, Mergui and Kyaiklat in Pyapôn District and an X-Ray building at the Civil Hospital, Pegu were in progress. The construction of 5 dispensaries under the 5 years scheme for providing medical relief to rural areas was also in progress while the plans and estimates for new hospital buildings at Tharrawaddy, Pyinmana, Myanaung and Shwegyin were under preparation. It is expected that the construction of these hospital buildings will soon be started. The question of site for new hospitals at Sagaing and Moulmein was settled after the close of the year under report and it is hoped that the schemes will proceed by stages as far as funds permit.

Buildings of many Headquarters hospitals such as at Bassein, Kyaukpyu, Sandoway have already served their purpose and have become out-of-date long ago. New up to date buildings in place of the existing one are overdue ; but owing to financial difficulties nothing could be done as yet.

III.—MEDICAL ESTABLISHMENT.

4. *Indian Medical Service*.—The sanctioned number of Indian Medical Service Officers in Burma on the Statement "B". 1st January 1939 was 28 *plus* a leave reserve of 8 *plus* 4 appointments temporarily reserved for certain protected officers of the Indian Medical Service.

The number of Indian Medical Service Officers on the rolls on the 31st December 1939 was 38 of whom 29 were on duty in the Civil Medical, Jail and Public Health Departments, 2 on Military duty, 3 on Foreign Service (2 under the University of Rangoon and 1 in the Federated Shan States), 1 enroute to Chin Hills for Special duty on Goitre Survey and 2 were on leave.

5. *Indian Medical Department*.—The sanctioned number was 5, *viz* :—2 Civil Surgeons and 3 Subordinate appointments. Two Civil Surgeons appointments and only one of the Subordinate appointments were filled.

6. *Burma Civil Surgeons*.—The sanctioned number of Burma Civil Surgeons was 18 ; but on the 31st December 1939 the number on the rolls was 13 of whom 8 were on duty and 5 on leave.

7. *Civil Assistant Surgeons*.—During the year the cadre of Civil Assistant Surgeons was split into 2 groups, men and women.

The permanent cadre for male Civil Assistant Surgeons was 56 *plus* a reserve of 8 while the permanent cadre of female Civil Assistant Surgeons was 14 *plus* a reserve of 3. All except 3 appointments in the cadre of female Civil Assistant Surgeons were filled. Besides the above there were 20 officiating Civil Assistant Surgeons. Of the 2 appointments for Lady Doctors 1 only was filled. On the 31st December 1939 there were therefore 98 Civil Assistant Surgeons and 1 Lady Doctor of whom 90 were on duty and 9 on leave.

8. *Sub-Assistant Surgeons*.—The sanctioned strength was 407 as against 404 in the previous year and 397 were on the rolls. The total number of Sub-Assistant Surgeons employed in all hospitals was 378 as against 369 in 1938.

9. *Honorary Graduates and Licentiates*.—There were 33 Honorary Graduates (House Surgeons) and 15 Honorary Licentiates (Assistant House Surgeons) as against 26 and 25 respectively in the previous year.

10. *Nurses, Midwives and Compounders*.—The number of Nurses on duty was 471 (439). The increase is appreciable. The number of Ward Assistants (male nurses) was 165 (130) and there were 139 (134) Midwives and 326 (307) Compounders.

IV.—HOSPITAL STATISTICS.

11. The Statement "C" shows the number of in-door and out-door patients treated in State-Public, Local Fund and Private-Aided Hospitals and Dispensaries while the Appendix I shows the number by race and sex. The total number of patients treated in 1939 in the above classes of hospitals and dispensaries was 3,983,747 (3,667,058).

Statement "C" and
Appendix I.

V.—DISEASES.

12. This statement shows the geographical distribution of the infectious and other diseases treated in all classes of medical institutions in Burma including Shan States. Total number of patients treated in 1939 in all hospitals and dispensaries in Burma including Shan States was 4,322,310 (3,954,867). This marked increase of over 3.5 lakhs is a sure indication of the extent to which the popularity of the Western system of medicine has advanced in Burma.

Malaria accounted for the largest number of patients. The incidence of Malaria is on the increase, the number treated being 604,049 in 1939 as against 516,379 in 1938 and 469,074 in 1937. Among many other important diseases which prominently figure in the statement, Tuberculosis, Leprosy, Yaws and Goitre are of special interest.

The Burma Tuberculosis and Leprosy Relief Association which was formed in 1937-38 under the aegis of His Excellency the Governor is gradually coming into action.

Besides the 4 Leper Asylums (1 at Rangoon, 2 at Mandalay and 1 at Moulmein), Leper Clinics are held at many important centres while facilities for treatment of lepers exist in many Civil Hospitals.

The incidence of Goitre continued to be high. Captain R. L. Raymond, I.M.S., was deputed on special duty to conduct a Goitre Survey in the Chin Hills District. His survey actually started on the 9th January 1940.

VI.—SURGICAL TREATMENT.

13. The total number of surgical operations performed during 1939 including secondary operations was 154,198 (165,239).

Statement "E".

Sixty Blood Transfusion were carried out in the Rangoon General Hospital and 37 in Mofussil.

VII.—FINANCE.

14. The Statement "F" shows the income and expenditure of State Public, Local Fund and Private-Aided Hospitals Statements "F" and "G" and Dispensaries while the Statement "G" shows the investments. No comment is called for. The income in 1939 was Rs. 68,55,316 (Rs. 67,64,689) and the expenditure was Rs. 50,06,848 (Rs. 48,95,689) while the investments amounted to Rs. 14,26,488 and the withdrawals Rs. 1,68,969. The year terminated with the closing balance of Rs. 12,57,519.

It is common knowledge that all hospitals maintained under the Hospital Finance Scheme are in financial difficulties. Government however, has now sanctioned a scheme to assist every District Headquarters hospital under the Hospital Finance Scheme by giving a grant-in-aid equal to the cost of the nursing establishment, in addition to the annual assignment. With this additional aid most of these hospitals should be able to introduce long delayed improvements and local supporters will be encouraged to greater efforts.

The statistics of many hospitals well illustrate the proverb that where there is a will there is a way. Some Committees set about their business in the most praiseworthy manner, whilst a few think to throw their burden on to the taxpayers of other districts. This attitude is fortunately rare.

VIII.—SPECIAL HOSPITALS.

15. *General Hospital, Rangoon.*—The Rangoon General Hospital is the premier institution in Burma and is the teaching unit for students of Rangoon University. It continued to enjoy its high popularity; and it is seriously overcrowded throughout the year. The need for more hospital accommodation is urgent. The Rangoon General Hospital admitted 16,479(17,619) with a daily average of 889 (838).

It is not out of place to mention here that for the treatment of Cancer, a Radium Clinic was established at the Rangoon General Hospital through the generosity of the Rangoon Turf Club which donated Rs. 35,000. It started to work with effect from the 1st May 1939 and in 8 months, 46 patients were treated. The clinic is hoped to develop greatly its work in course of time.

Dufferin Hospital, Rangoon.—This institution fully maintained its high reputation with admission of 6,372 (5,767) and daily average of 183 (172)

General Hospital, Mandalay.—This hospital is an important institution for Upper Burma. Its importance and work will further grow in volume if the Burma Government Medical School is shifted from

Rangoon to Mandalay. The proposal for the transfer of the School from Rangoon to Mandalay is now under consideration of Government.

16. The provision of X-ray facilities is now becoming more satisfactory, and X-ray sets exist at Akyab, Syriam, Pegu, Bassein Tavoy, Taunggyi, Mergui, Toungoo, Mandalay, Maymyo and Rangoon General Hospital.

In addition sets are expected to be installed in the near future at Prome and Lashio.

No progress has yet been made with a proposal for the proper training and registration of Pharmacists and Compounders, included in which is the scheme for the registration and inspection of all vendors of drugs and poisons.

17. I must acknowledge with thanks the response made by all members of the Medical Department to the steadily increasing demands made upon them.

R. H. CANDY, *Colonel, I.M.S.*,

Inspector-General of Civil Hospitals, Burma.

RANGOON, 24th June 1940.

STATEMENT A—Showing the number of Civil Hospitals and Dispensaries in Barrow during the year 1939.

Population of the Territory—14,007,140 (1931 Census).

Number of Civil Hospitals and Dispensaries	Number open on the 1st day of the year		Number transferred to the year		Number closed during the year		Number opened during the year		Total
	Male	Female	Male	Female	Male	Female	Male	Female	
11	25,100
12	20,100

APPENDICES

11. Local Board and Municipal Board

12. ...

13. ...

14. ...

15. ...

16. ...

17. ...

18. ...

STATEMENT A.—Showing the number of Civil Hospitals and Dispensaries in Burma during the year 1939.

Population of the Province—14,667,146 (1931 Census).

Number of Civil Hospital and Dispensary.	Number open on first day of the year.		Number opened during the year.		Number closed during the year.		Number transferred to other class.		Number open on the last day of the year.	
	Rural.	Urban.	Rural.	Urban.	Rural.	Urban.	Rural.	Urban.	Rural.	Urban.
(1)	(2)	(3)	(4)	(5)	(6)	(7)	(8)	(9)	(10)	(11)
I.—State-Public * ...	23	11	4	27 (a)	11
II.—State-Special										
(i) Police ...	20	9	20 (b)	9
(ii) Forest and Surveys.	1	1	...
(iii) Canals ...	1	...	1	...	1	1	...
(iv) Others	4	4
III.—Local Fund † and Municipal Funds.	93	78	2	2	1	94	80
IV.—Private, aided ‡ ...	21	7	21	7
V.—Private, Non-aided §	10	2	1	9	2
VI.—Railways ...	12	17	12	17
Total ...	180	128	8	2	3	185	130
	308								315	

NOTES.—

* Including Travelling Dispensaries (State).

† Including Travelling Dispensaries (Local Fund).

‡ Including Subsidized Medical Practitioners.

§ Only when accurate information has been supplied have figures been included.

(a) Including 10 Police Hospitals which cater for civil patients and 4 combined Civil and Police Hospitals.

(b) Including 14 Police Hospitals which have also been counted under Class I (State Public) as they cater for civil patients as well.

STATEMENT B.—Showing the Distribution of Medical Personnel on the 31st December 1939.

(1)	Provincial Headquarters, Hospitals and Dispensaries.												
	State-Public.		State-Special.		Local and Municipal Funds.		Private-Aided.		Private Non-Aided.		Railways.		
	Male. (2)	Female, (3)	Male, (4)	Female, (5)	Male, (6)	Female, (7)	Male, (8)	Female, (9)	Male, (10)	Female, (11)	Male, (12)	Female, (13)	
Indian Medical Service ...	8	
Indian Medical Department	
Salaried Assistant Surgeons ...	21	9	2	...	4	1	...	
Salaried Sub-Assistant Surgeons ...	7	2	1	...	8	1	4	5	1	...	
Honorary Graduates ...	17	3	8	1	
Honorary Licentiates ...	2	6	
Nurses—													
(a) Europeans and Anglo-Indians	...	93	8	
(b) Burmese	...	88	2	...	8	
(c) Ward Assistants (Male Nurses)	1	2	24	
Midwives	6	
Dais	
Compounders ...	12	3	1	...	13	1	3	2	...	

STATEMENT B.—Showing the Distribution of Medical Personnel on the 31st December 1939—contd.

	District Headquarters and other Urban Areas.												
	State-Public.		State-Special.		Local and Municipal Funds.		Private-Aided.		Private Non-Aided.		Railways.		
	Male. (14)	Female. (15)	Male. (16)	Female. (17)	Male. (18)	Female. (19)	Male. (20)	Female. (21)	Male. (22)	Female. (23)	Male. (24)	Female. (25)	
(1)													
Indian Medical Service ...	4	10
Indian Medical Department ...	1
Salaried Assistant Surgeons ...	8	2	1	...	40	2	1	...	1	1
Salaried Sub-Assistant Surgeons ...	17	2	14	...	113	7	5	...	1	...	16
Honorary Graduates ...	3	1
Honorary Licentiates ...	4	1	1	...	1
Nurses—													
(a) Europeans and Anglo-Indians	14	29	...	11	...	4
(b) Burmese	46	...	1	...	110	5	...	1	...
(c) Ward Assistants (Male Nurses)	24	13	3	1	46	3	7	4	1	3
Midwives	2	...	43	...	8	...	2	...	4	...
Dais
Compounders ...	16	...	4	...	109	...	3	...	1	...	18

STATEMENT B.—Showing the Distribution of Medical Personnel on the 31st December 1939—concl'd.

	Rural Areas.												Total.	
	State-Public.		State-Special.		Local and Municipal Funds.		Private-Aided.		Private Non-Aided.		Railways.			
	Male.	Female.	Male.	Female.	Male.	Female.	Male.	Female.	Male.	Female.	Male.	Female.		
	(26)	(27)	(28)	(29)	(30)	(31)	(32)	(33)	(34)	(35)	(36)	(37)		
(1)													(38)	
Indian Medical Service	22
Indian Medical Department	1	2
Salaried Assistant Surgeons	3	4	1	101
Salaried Sub-Assistant Surgeons	18	...	35	...	92	...	14	...	2	...	13	378
Honorary Graduates	33
Honorary Licentiatees	15
Nurses—														
(a) Europeans and Anglo-Indians	...	3	...	3	5	...	1	171
(b) Burmese	...	3	20	...	15	...	1	300
(c) Ward Assistants (Male Nurses)	1	16	8	4	1	3	165
Midwives	...	2	...	1	...	54	...	15	...	2	139
Dais
Compounders	11	...	13	...	83	...	13	...	6	...	14	326

STATEMENT C.—The number of In-door and Out-door Patients treated in the during the

District and Name of Hospital or Dispensary.	Of what class.	In-door Patients.										No. of beds available.	
		Total treated during the year				Number cured.	Number relieved.	Discharged otherwise.	Died.	Ratio of deaths per cent. of total treated.	Men.	Women.	
		Men.	Women.	Children.*	Total.								
(1)	(2)	(3)	(4)	(5)	(6)	(7)	(8)	(9)	(10)	(11)	(12)	(13)	
CLASS A.—GENERAL HOSPITALS AND DISPENSARIES.													
Akyab	III	2517	798	183	3498	2039	789	317	239	7	100	41	
Shwebya	III	
Maungdaw	III	240	12	6	258	180	49	15	4	2	4	2	
Buthidaung	III	176	9	4	189	106	62	10	8	4	6	2	
Rathedaung	III	184	26	7	217	164	27	12	9	4	8	2	
Myohaung	III	319	30	13	362	163	158	8	20	6	10	4	
Pauktaw	III	
Minbya	III	238	34	22	294	165	80	22	13	4	12	2	
Kyauktaw	III	344	39	18	401	293	65	19	9	2	8	4	
Ponnagyun	III	
Paletwa	I	227	53	28	308	255	34	5	6	2	18	6	
Kyaukpyu	III	473	75	21	569	305	159	63	18	3	16	6	
											2 P.W.		
Ramree	III	87	5	3	95	64	20	5	3	3	8	2	
Cheduba	III	53	11	1	65	42	14	4	1	2	4	2	
Sandoway	III	456	77	19	552	434	63	23	17	3	12	4	
Taungup	III	111	8	5	124	97	14	5	8	6	6	2	
Gwa	III	109	22	8	139	113	14	4	3	2	4	2	
General Hospital, Rangoon	I	12961	2775	743	16479	7293	4421	2750	1131	7	396	120	
											19 Ch * 5 Spl		
Dawbong	II	
Contagious Diseases Hospital, Rangoon.	III	949	148	227	1324	1003	...	140	122	9	243	45	
Observation Hospital, Rgn.	III	544	44	108	696	696	60	20	
M. Kingsley Hospital, Rgn.	III	
Kanaungtoe	III	
Forest Road Dispensary ...	III	
Dalla	III	
Pazundaung Male Dispnsy.	I	
Leper Asylum, Kemmendine	IV	638	123	13	774	1	86	162	112	14	378	95	
Kemmendine Dispensary...	I	
Sri Ramakrishna Hospital	IV	4117	1052	94	5263	2912	1468	601	282	5	150	50	
Bishop Bigandet Home ...	IV	156	75	4	235	4	48	14	54	23	80	40	
Tamwe Dispensary	III	
Tuberculosis Dispensary...	III	
Municipal Employees Dispensary.	III	
Twante	III	283	85	14	382	300	45	23	14	4	12	5	
Kungyangon	III	323	70	5	398	329	43	2	10	3	14	2	
Kyauktan	III	534	223	41	798	632	72	49	24	3	18	2	
Syriam	III	1815	440	59	2314	1567	459	66	136	6	74	21	
Thongwa	III	298	142	17	457	378	51	14	14	3	12	6	
Kayan	III	282	65	12	359	269	59	8	12	3	10	4	

P.W.=Paying Wards

* Person under

State-Public, Local Fund, and Private-Aided Hospitals and Dispensaries, year 1939.

Daily average No.				Out-door Patients.										Total number of patients treated both in-door and out-door.
Men. 14)	Women. (15)	Children. ^o (16)	Total. (17)	Number treated.						Average daily attendance.				
				Attended personally. (18)	Represented by friends. (19)	Total treated.				Men. (24)	Women. (25)	Children. ^o (26)	Total. (27)	
						Men. (20)	Women. (21)	Children. ^o (22)	Total. (23)					
98	29	5	132	21358	2272	16817	3514	3299	23630	122	20	17	159	27128
...	3934	2261	3735	1154	1306	6195	21	10	12	43	6195
6	6	14276	16844	22510	3994	4619	31123	94	19	21	134	31381
5	5	12281	9247	13613	3335	4580	21528	57	15	18	90	21717
5	1	...	6	10960	1813	9721	1070	1982	12773	39	6	8	53	12990
10	1	1	12	13957	8277	13808	3190	5236	22234	68	18	26	112	22596
...	4451	2333	4090	1068	1626	6784	23	7	10	40	6784
7	1	...	8	5346	4814	4960	2192	3008	10160	19	8	12	39	10454
10	1	...	11	13036	12664	12517	3823	9360	25700	57	21	43	121	26101
...	3004	1325	2100	757	1472	4329	10	4	8	22	4329
5	2	1	8	5423	2328	4819	1125	1807	7751	30	9	12	51	8059
17	2	...	19	17197	6978	13423	4266	6486	24175	76	36	39	151	24744
3	3	7673	7743	8289	2806	4321	15416	54	19	27	100	15511
3	3	6181	7598	8583	2799	2397	13779	46	13	12	71	13844
15	3	1	19	20443	7977	16468	6885	5067	28420	127	59	32	218	28972
3	3	7130	4344	7015	2111	2348	11474	41	12	11	64	11598
3	1	...	4	6828	1131	4208	2055	1696	7959	27	17	11	55	8098
713	132	44	889	98747	12691	79826	21502	10110	111438	905	136	47	1088	127917
...	580	...	580	580	2	2	580
42	6	8	56	1324
4	4	696
...	56385	964	27528	13564	16257	57349	201	100	116	417	57349
...	15212	45	9144	3131	2982	15257	61	23	19	103	15257
...	33876	2808	19892	7324	9468	36684	153	60	72	285	36684
...	21611	2840	14677	4320	5454	24451	78	23	26	127	24451
...	25773	1213	23202	...	3784	26986	133	...	21	154	26986
...	161	...	132	29	...	161	935
...	24437	2483	17308	4600	5012	26920	121	33	31	185	26920
121	24	3	148	105267	...	65400	20723	19144	105267	547	175	111	833	110530
75	37	4	116	235
...	18818	593	10074	3809	5528	19411	91	39	54	184	19411
...	5257	...	3598	1274	385	5257	86	33	5	124	5257
...	1171	...	1117	30	24	1171	10	10	1171
12	2	...	14	9770	4020	6306	3316	4168	13790	44	23	20	87	14172
13	2	...	15	10267	1131	6318	2066	3014	11398	41	13	12	66	11796
20	7	1	28	12120	2864	7965	3592	3427	14984	55	24	20	99	15782
60	16	2	78	22212	5033	14544	6457	6244	27245	96	39	29	164	29559
12	5	1	18	12194	5392	9175	3785	4626	17586	63	30	24	117	18043
12	2	...	14	12558	2127	7990	2676	4019	14685	56	17	18	91	15044

Ch.—Children.
Spl.—Special.
10 years of age.

STATEMENT C.—The number of In-door and Out-door Patients treated in the during the

District and Name of Hospital or Dispensary.	Of what class.	In-door Patients.											
		Total treated during the year.				Number cured.	Number relieved.	Discharged otherwise.	Died.	Ratio of deaths per cent of total treated.	No. of beds available.		
		Men.	Women.	Children.*	Total.						Men.	Women.	
(1)	(2)	(3)	(4)	(5)	(6)	(7)	(8)	(9)	(10)	(11)	(12)	(13)	
CLASS A.—GENERAL HOSPITALS AND DISPENSARIES—contd.													
Insein	...	III	1476	555	67	2098	1716	188	25	104	5	32	18
Taikkyi	...	III	964	207	27	1198	1041	65	9	55	5	26	6
Hlègu	...	III	472	131	23	626	513	40	34	12	2	16	4
T.D. Zibyubin	...	I
Yakhaingyaung	...	III	111	56	14	181	153	10	3	3	2	6	4
Pegu	...	III	1550	515	240	2305	1918	129	69	110	5	55	37
Nyaunglebin	...	III	1153	253	66	1472	1097	235	64	76	5	32	10
Kawa	...	III	167	69	15	251	195	36	6	5	2	12	4
Kyauktaga	...	III	627	164	75	866	693	137	15	21	2	18	4
Zaungtu	...	III
Tharrawaddy	...	III	1082	593	105	1780	925	541	170	85	5	45	28
Monyo	...	III	103	19	7	129	109	3	4	7	5	6	2
Gyobingauk	...	III	463	135	30	628	408	111	41	45	7	16	7
Thônzè	...	III
Zigôn	...	III	415	111	31	557	398	86	22	36	6	6	4
Tapun	...	III	168	44	5	217	165	30	1	12	6	10	2
Minhla	...	III	341	117	14	472	380	28	21	28	6	18	10
Letpadan	...	III	518	125	21	664	485	99	13	43	6	18	4
Prome	...	III	1428	357	60	1845	1169	357	120	146	8	56	18
Paungdè	...	III	508	97	16	621	408	113	41	38	6	20	5
Shwedaung	...	III	318	65	8	391	251	79	32	17	4	8	2
Paukkaung	...	III
Maubin	...	III	751	222	48	1021	786	192	...	43	4	41	10
Yandoon	...	III	408	98	9	515	385	94	6	30	6	18	6
Pantanaw	...	III	360	134	19	513	375	83	8	26	5	15	6
Danubyu	...	III	449	129	22	600	481	11	53	29	5	18	7
Pyapôn	...	III	1236	350	69	1655	1227	231	56	87	5	60	14
Kyaiklat	...	III	909	248	80	1237	840	246	68	49	4	20	8
Dedaye	...	III	713	216	60	989	611	292	38	28	3	18	4
Bogale	...	III	600	139	17	756	648	49	6	36	5	18	7
Bassein	...	III	2650	885	175	3710	1873	1057	425	216	6	104	24
Ngathaingyaung	...	III	176	53	9	238	173	36	16	7	3	10	6
Kyaunggon	...	III	267	74	12	353	158	177	3	8	2	10	2
Kyônpyaw	...	III	323	117	31	471	381	60	4	20	4	8	8
Contagious Diseases Hospital, Bassein.	...	III	23	8	...	31	18	...	2	11	35	44	8
Thabaung	...	III	133	30	8	171	149	11	5	3	2	2	1
Ngaputaw	...	III	225	34	12	271	261	10	4	2	2

* Persons under

State-Public, Local Fund, and Private-Aided Hospitals and Dispensaries
 year 1939—contd.

Daily average No.				Out-door Patients.										Total number of patients treated both in-door and out-door.
Men. (14)	Women. (15)	Children.* (16)	Total. (17)	Number treated.						Average daily attendance.				
				Attended personally. (18)	Represented by friends. (19)	Total treated.				Men. (24)	Women. (25)	Children.* (26)	Total. (27)	
						Men. (20)	Women. (21)	Children.* (22)	Total. (23)					
54	16	2	72	25020	3221	13676	7534	7031	28241	111	65	52	228	30339
25	5	1	31	16169	9476	15488	4845	5312	25645	109	32	30	171	26843
18	4	1	23	11734	5107	9544	3376	3921	16841	54	18	17	89	17467
...	4074	1076	1865	1913	1372	5150	8	9	6	23	5150
3	1	...	4	1338	3403	2555	1414	772	4741	18	10	5	33	4922
62	22	1	85	16697	19234	29123	3510	3298	35931	150	20	15	185	38236
36	7	2	45	18262	4645	13734	4696	4477	22907	77	31	25	133	24379
8	3	...	11	6381	1630	4186	2065	1760	8011	29	15	11	55	8262
15	4	1	20	22598	3572	14796	5815	5559	26170	84	31	29	144	27036
...	1995	963	1770	548	640	2958	11	4	4	19	2958
44	27	3	74	20963	2938	11471	6561	5869	23901	91	50	33	174	25681
5	1	...	6	5452	4139	5083	2364	2144	9591	35	18	13	66	9720
17	5	1	23	21618	4026	14388	6265	4991	25644	102	44	27	173	26272
...	10173	2694	7106	2979	2782	12867	39	16	14	69	12867
13	4	1	18	16749	7465	14246	5206	4762	24214	102	38	30	170	24771
8	1	...	9	7151	4832	5547	3168	3268	11983	26	15	14	55	12200
15	4	...	19	11056	5101	8804	3686	3667	16157	60	25	20	105	16629
18	4	1	23	21595	5304	14172	5807	6920	26899	94	40	34	168	27563
53	12	2	67	21903	9096	18396	7003	5600	30999	134	54	38	226	32844
20	3	...	23	13420	9800	13239	6546	3435	23220	89	41	18	148	23841
10	2	...	12	12025	9778	12171	5968	3664	21803	67	35	32	134	22194
...	7232	4541	6370	3340	2063	11773	38	18	13	69	11773
28	8	2	38	22553	6320	16839	6561	5473	28873	123	48	30	201	29894
17	3	...	20	16962	7974	12486	6141	6309	24936	92	37	26	155	25451
16	5	...	21	20537	2223	11054	6296	5410	22760	87	56	31	174	23273
19	4	1	24	20447	1600	12408	4751	4888	22047	96	41	26	163	22647
50	13	2	65	19518	2487	13823	3997	4185	22005	99	33	25	157	23660
27	7	2	36	13150	4315	10676	3521	3268	17465	75	25	19	119	18702
25	7	2	34	17517	5177	13095	5121	4478	22694	95	39	24	158	23683
22	4	1	27	11347	3416	9560	2421	2782	14763	56	16	13	85	15519
102	47	5	154	34286	4894	21017	11806	6357	39180	126	69	32	227	42890
6	2	...	8	10502	6683	9153	3967	4065	17185	55	26	21	102	17423
9	2	...	11	10206	2632	8891	2157	1790	12838	41	13	8	62	13191
9	3	1	13	11309	7733	11924	3858	3260	19042	75	30	15	120	19513
...	31
4	1	...	5	4714	2099	4199	1597	1017	6813	22	9	5	36	6984
7	1	...	8	6587	868	4591	1420	1444	7455	25	8	7	40	7726

10 years of age.

STATEMENT C.—The number of In-door and Out-door Patients treated in during the

(1)	District and Name of Hospital or Dispensary.	Of what class.	In-door Patients.										
			Total treated during the year.				Number cured.	Number relieved.	Discharged otherwise.	Died.	Ratio of deaths per cent of total treated.	No. of beds available.	
			Men.	Women.	Children.*	Total.						Men.	Women.
(2)	(3)	(4)	(5)	(6)	(7)	(8)	(9)	(10)	(11)	(12)	(13)		
CLASS A.—GENERAL HOSPITALS AND DISPENSARIES—contd.													
Henzada	...	III	1005	382	45	1432	928	286	77	88	6	46	22
Ingabu	...	III	397	102	14	513	389	57	21	21	4	18	6
Lemyethna	...	III	145	23	6	174	128	29	6	4	2	8	2
Myanaung	...	III	470	137	24	631	491	59	26	27	4	18	3
Zalun	...	III	125	20	5	150	117	23	2	4	3	6	1
Kyangin	...	III	268	54	11	333	244	49	13	8	2	10	3
Kanaung	...	III
Myaungmya	...	III	1372	475	86	1933	1390	305	88	74	4	48	22
Wakema	...	III	615	162	41	818	557	128	45	55	7	40	10
Moulmeingyun	...	III	688	195	19	902	624	173	33	39	4	22	8
Einme	...	III	228	51	20	299	180	71	23	9	3	8	6
Thayetkon	...	III	82	46	12	140	100	23	8	3	2	2	2
Labutta Hospital	...	III	146	16	4	166	89	48	9	12	7	8	4
Toungoo	...	III	2560	793	155	3508	2107	791	283	200	6	68	25
Shwegyin	...	III	674	112	21	807	600	128	31	21	3	18	6
Pyu	...	III	616	150	38	804	627	98	22	31	4	19	14
Kyaukkyi	...	III	214	48	7	269	207	34	10	9	3	4	2
Leiktho	...	III
Contagious Diseases Hospital, Toungoo.	Hos-	III	11	1	...	12	8	1	1	2	17	6	2
Papua	...	III	677	215	179	1071	948	93	10	20	2	22	10
Thaton	...	III	1013	448	58	1519	941	383	96	50	3	44	18
Kyaikto	...	III	296	76	15	387	262	83	12	17	4	12	4
Pa-an	...	III	208	56	5	269	200	45	5	6	2	8	2
Bilin	...	III	129	22	5	156	91	41	10	6	4	4	2
Moulmein	...	III	3543	1222	263	5028	2892	1385	382	230	5	107	28
Contagious Diseases Hospital, Moulmein.	...	III	22	1	1	24	23	1	4	16	6
Amherst	...	III	310	64	16	390	318	49	9	7	2	16	4
Kawkareik	...	III	210	27	4	241	198	32	1	7	3	10	4
Moulmein Branch Dispnsy	...	III
Ye	...	III	203	34	10	247	186	36	13	8	3	5	4
Moulmein Leper Asylum	...	IV	120	29	15	164	2	10	3	7	4	109	35
Tavoy	...	III	2929	420	92	3441	2175	680	219	279	8	66	16
Mergui	...	III	1605	267	94	1966	1348	428	82	108	5	63	14
Victoria Point	...	III	805	205	58	1068	821	170	50	27	3	36	8
Palaw	...	III	482	89	52	623	494	63	16	33	5	12	2
Bokpyin	...	III	128	6	2	136	120	4	3	5	4	3	1

* Persons unde

*the State-Public, Local Fund, and Private-Aided Hospitals and Dispensaries
year 1939—contd.*

Daily average No.				Out-door Patients.										Total number of patients treated both in-door and out-door. (28)
Men. (14)	Women. (15)	Children.* (16)	Total. (17)	Attended personally. (18)	Represented by friends. (19)	Number treated.				Average daily attendance.				
						Total treated.				Men. (24)	Women. (25)	Children.* (26)	Total. (27)	
						Men. (20)	Women. (21)	Children.* (22)	Total. (23)					
42	12	1	55	34545	5818	23456	10400	6507	40363	131	59	29	219	41795
15	3	1	19	20516	6238	14756	7370	4628	26754	76	41	18	135	27267
5	1	...	6	5206	7088	6059	2264	3971	12294	36	13	16	65	12468
21	6	1	28	10770	2365	7608	3267	2260	13135	64	33	14	111	13766
5	1	...	6	7798	7815	7890	3905	3818	15613	48	27	17	92	15763
10	2	...	12	6574	4451	6379	2762	1884	11025	33	16	9	58	11358
...	8085	6938	6495	2736	5792	15023	39	17	22	78	15023
52	23	3	78	24986	6702	18036	7789	5863	31688	131	50	32	213	33621
26	8	2	36	13603	4067	10560	4381	2729	17670	81	33	14	128	18488
24	6	1	31	15909	2614	12113	3282	3128	18523	86	26	19	131	19425
7	2	...	9	7308	3051	5341	1707	3311	10359	34	12	15	61	10658
2	1	...	3	6408	5631	5973	3077	2989	12039	31	15	12	58	12179
6	6	6439	2214	6230	1122	1301	8653	46	8	7	61	8819
96	22	4	122	28077	10333	22175	8163	8072	38410	155	58	46	259	41918
17	3	...	20	16075	6478	13055	5111	4387	22553	94	42	30	166	23360
21	5	1	27	13445	3060	9975	3194	3336	16505	68	27	22	117	17309
7	2	...	9	8460	5823	8132	3126	3025	14283	55	22	15	92	14552
...	1654	5111	3355	2093	1317	6765	10	6	4	20	6765
...	12
20	8	4	32	10148	6190	9580	2924	3834	16338	69	15	20	104	17409
41	15	2	58	15750	7425	11911	5453	5811	23175	74	33	29	136	24694
12	2	...	14	11491	2845	7998	3412	2926	14336	54	25	18	97	14723
10	2	1	13	9161	9290	11334	3751	3366	18451	53	17	14	84	18720
4	4	8973	3085	6590	2313	3155	12058	37	14	16	67	12214
107	33	7	147	39112	7002	25469	10909	9736	46114	159	61	42	262	51142
1	1	24
10	2	1	13	6582	4956	5799	3585	2154	11538	28	17	12	57	11928
6	1	...	7	7497	12541	10547	4905	4586	20038	64	34	21	119	20279
...	26870	7091	16578	8034	9349	33961	116	57	55	228	33961
6	1	...	7	12053	12208	14733	5596	3932	24261	66	27	17	110	24508
102	24	14	140	127	...	86	20	21	127	17	5	5	27	291
76	10	2	88	27525	8677	16802	7912	11488	36202	146	34	46	226	39643
53	9	3	65	19240	7471	16284	6253	4174	26711	99	38	31	168	28677
25	8	1	34	6747	3455	5039	2725	2438	10202	30	19	7	56	11270
17	4	1	22	16470	5473	10992	6761	4190	21943	59	35	19	113	22566
5	1	...	6	7165	1146	4488	1827	1996	8311	12	5	5	22	8447

10 years of age.

STATEMENT C.—The number of In-door and Out-door Patients treated in during the

(1)	District and Name of Hospital or Dispensary.	Of what class.	In-door Patient ^s .										
			Total treated during the year.				Number cured.	Number relieved.	Discharged otherwise.	Died.	Ratio of deaths per cent of total treated.	No. of beds available.	
			Men.	Women.	Children.*	Total.						Men.	Women.
(2)	(3)	(4)	(5)	(6)	(7)	(8)	(9)	(10)	(11)	(12)	(13)		
CLASS A.—GENERAL HOSPITALS AND DISPENSARIES—contd.													
Palauk	...	III	223	8	2	233	176	24	4	24	10	9	...
Mandalay	...	I	3415	1874	405	5694	3111	1639	336	400	7	170	77
Contagious Diseases Hospital, Mandalay.		III	41	12	7	60	39	21	35	9	4
Town Dispensary	...	III
Madaya	...	III	364	131	31	526	410	72	16	20	4	12	7
St. Joseph's R.C.C.	...	IV	194	...	508	702	684	1	17	12	...
Home for Lepers	...	IV	196	82	72	350	2	31	9	7	2	200	104
Maymyo	...	I	2634	1017	375	4026	3022	551	208	151	4	84	39
St. John's Leper Asylum, Mandalay.		IV	2360	1080	390	3830	2348	696	49	54	1	380	204
Kyaukse	...	III	988	398	92	1478	922	349	122	55	4	35	19
Myittha	...	III	232	64	26	322	240	60	5	5	2	8	4
Singaing	...	III	87	21	4	112	38	61	13	2	1
Meiktila	...	III	758	233	82	1073	774	181	40	49	5	32	12
Wundwin	...	III	122	11	3	136	100	20	6	3	2	4	1
Thazi	...	III	306	82	20	408	345	30	11	10	2	16	4
Mahlaing	...	III	181	48	14	243	157	46	24	11	5	10	4
Yamethin	...	III	907	258	55	1220	753	233	144	46	4	38	19
Rural Uplift Dispensary, Tatkon.		I	17	21	...	38	27	9	2	1	1
Pyawbwe	...	III	305	91	19	415	313	51	18	13	3	10	4
Pyinmana	...	III	1090	268	55	1413	1140	90	45	89	6	26	6
Pyinmana Haldar Dispensary		III
Lewe	...	III	135	25	5	165	122	24	6	7	4	4	2
Myingyan	...	III	1069	272	66	1407	952	240	87	73	5	45	15
Pagan (Nyaungu)	...	III	212	31	2	245	196	27	9	7	3	6	4
Kyaukpadaung	...	III	88	17	1	106	102	2	...	2	2	4	2
Natogyi Dispensary	...	III
Bhamo	...	III	1244	261	70	1575	1447	65	32	31	2	46	13
Sinlumkaba †	...	I	32	16	4	52	37	4	7	4	8	4	4
Pangkham †	...	I	98	11	2	111	95	5	6	5	5	4	4
Lwejibum ‡	...	I	49	13	1	63	54	3	4	2	3	2	2
Shwegu	...	III	211	30	6	247	170	30	23	18	7	10	3

* Persons under
† Police Hospitals cater
‡ Civil and Police

*The State-Public, Local Fund, and Private-Aided Hospitals and Dispensaries
year 1939—contd.*

Daily average No.				Out-door Patients.										Total number of patients treated both in-door and out-door.
				Number treated.						Average daily attendance.				
Men.	Women.	Children.*	Total.	Attended personally.	Represented by friends.	Total treated.				Men.	Women.	Children.*	Total.	
(14)	(15)	(16)	(17)	(18)	(19)	Men.	Women.	Children.*	Total.	(24)	(25)	(26)	(27)	(28)
6	6	5186	2968	5666	1549	939	8154	26	7	4	37	8387
146	66	16	228	53032	1793	29405	13773	11647	54825	266	120	97	483	60519
...	60
...	9172	524	4356	3231	2109	9696	42	20	26	88	9696
10	4	1	15	10451	2346	7377	2899	2521	12797	42	17	13	72	13323
2	...	7	9	1314	...	384	335	595	1314	6	7	15	28	2016
159	78	63	300	6700	84	3951	2100	733	6784	13	8	4	25	7134
56	22	42	120	24131	8065	16403	7665	8128	32196	111	53	45	209	36222
6	3	1	10	1287	3706	443	2149	2401	4993	1	7	8	16	8823
25	9	2	36	17410	8057	11980	7110	6377	25467	76	41	43	160	26945
8	2	1	11	13308	5172	9592	4763	4125	18480	60	32	32	124	18802
2	2	5373	1923	3320	1918	2068	7306	22	11	15	48	7418
28	9	2	39	22598	3184	14803	5903	5076	25782	80	33	32	145	26855
6	1	...	7	8127	5297	7004	3639	2781	13424	36	20	15	71	13560
11	3	1	15	12128	1487	6674	3330	3611	13615	56	31	32	119	14023
7	2	...	9	7952	3383	6022	2517	2796	11335	45	21	23	89	11578
...
39	10	2	51	21217	10565	15577	9139	7066	31782	107	70	46	223	33002
...	8666	2886	6631	2851	2070	11552	11	7	9	27	11590
11	3	1	15	17627	5157	12938	4991	4855	22784	91	34	30	155	23199
36	9	2	47	14935	1139	9451	3207	3416	16074	66	22	22	110	17487
...	2250	2780	13010	5161	7118	25289	86	32	43	161	25289
4	1	...	5	8389	3957	6204	2930	3212	12346	43	21	12	76	12511
47	10	2	59	18388	2575	12301	4337	4325	20963	97	36	35	168	22370
8	1	...	9	6258	927	4437	1556	1192	7185	44	18	9	71	7430
3	1	...	4	3856	1919	3569	1422	784	5775	20	6	3	29	5881
...	6044	1358	3919	1566	1917	7402	18	7	10	35	7402
41	8	2	51	14946	6676	13021	5380	3221	21622	77	32	17	126	23197
1	1	...	2	4255	3896	4360	2711	1080	8151	16	9	4	29	8203
2	2	4414	2064	1965	3686	827	6478	7	12	3	22	6589
2	2	2879	352	1811	1207	213	3231	5	4	1	10	3294
5	1	...	6	4233	3511	3600	1916	2228	7744	21	11	13	45	7991

10 years of age.
for civil patients also.
combined hospitals.

STATEMENT C.—The number of In-door and Out-door Patients treated in during the

(1)	(2)	In-door Patients.										
		Total treated during the year.				Number cured.	Number relieved.	Discharged otherwise.	Died.	Ratio of deaths per cent of total treated.	No. of beds available.	
		Men.	Women.	Children.*	Total.						Men.	Women.
CLASS A.—GENERAL HOSPITALS AND DISPENSARIES—contd.												
Myitkyina ...	I	1525	425	180	2130	1638	205	80	155	7	79	22
Sadon (Fort Harrison) †	I	86	39	11	136	113	16	1	4	3	4	2
Sima (Fort Morton) †	I	50	27	5	82	72	3	3	4	5	4	2
Mogaung ...	III	775	84	14	873	714	101	2	36	4	18	4
Kamaing ...	III	168	49	4	221	135	59	9	12	5	6	4
Sinbo ...	III	93	5	2	100	94	1	1	3	3	5	2
Mohnyin ...	III	270	38	16	324	299	9	...	9	3	10	4
Htawgaw †	I	31	6	2	39	27	8	3	1	3	4	...
Fort Hertz (Putao) ‡	I	436	240	60	736	633	65	7	13	2	18	8
Sumprabum ‡	I	331	196	51	578	342	178	24	15	3	4	2
Laukhaung ‡	I	44	10	1	55	24	26	2	3	6	4	2
Katha ...	III	842	182	56	1080	953	64	22	41	4	28	8
Wuntho ...	III	312	21	5	338	294	10	19	12	4	12	2
Pinlebu ...	III	60	17	6	83	74	7	2	2	1
Banmawk ...	III	31	2	3	36	30	2	3	1	3	3	2
Tigyaing ...	III	64	4	...	68	62	3	1	2	3	6	4
Mogók ...	III	559	81	27	667	516	75	14	35	5	51	9
Thabeitkyin ...	III	52	8	...	60	47	6	1	1	2	4	2
Kaytpyin ...	III
T.D Kyannyat ...	I
Shwebo ...	III	1109	455	93	1657	867	520	141	90	5	65	27
Ye-u ...	III	226	46	3	275	233	17	4	6	2	14	4
Kanbalu ...	III	214	37	11	262	250	2	4	6	2	12	3
Sagaing ...	III	779	421	63	1263	991	149	71	52	4	40	18
Chaungu ...	III	57	36	2	95	77	7	5	3	3	6	4
Myinmu ...	III	204	37	16	257	186	43	8	13	5	8	4
Myotha ...	III	40	8	5	53	34	14	...	2	4	4	2
Mônywa ...	III	911	310	65	1286	884	242	78	50	4	26	12
Leper Clinic, Mônywa	I
Yinmabin ...	III	200	18	10	228	185	11	20	4	2	6	2
Kani ...	III	122	27	11	160	137	10	6	4	3	4	2
Budalin ...	III	134	27	12	173	146	11	8	3	2	6	2
Pale Bazaar Dispensary	III
Travelling Dispensary, Salin-gyi.	I

* Persons under
† Police Hospitals cater
‡ Civil and Police

the State-Public, Local Fund, and Private-Aided Hospitals and Dispensaries
 year 1939—contd.

Out-door Patients.														
Daily average No.				Number treated.						Average daily attendance.				Total number of patients treated both in-door and out-door.
Men.	Women.	Children.*	Total.	Attended personally.	Represented by friends.	Total treated				Men.	Women.	Children.*	Total.	
						Men.	Women.	Children.*	Total.					
(14)	(15)	(16)	(17)	(18)	(19)	(20)	(21)	(22)	(23)	(24)	(25)	(26)	(27)	(28)
56	14	4	74	24478	6525	19789	5427	5787	31003	138	43	33	214	33133
2	1	...	3	6437	994	4267	2333	831	7431	24	12	4	40	7567
2	1	...	3	7636	562	4454	3044	700	8198	16	12	2	30	8280
17	2	...	19	16019	6060	13746	4492	3841	22079	63	22	17	102	22952
5	1	...	6	6972	2963	5537	1758	2640	9935	33	10	13	56	10156
5	3	5650	1375	4268	1731	1026	7025	17	7	4	28	7125
9	1	...	10	9769	3633	6725	3077	3600	13402	46	22	20	88	13726
1	1	3100	392	1904	1276	312	3492	5	4	1	10	3531
10	6	1	17	11106	426	7914	2825	793	11532	30	10	3	43	12268
10	7	2	19	9172	2953	7234	3375	1516	12125	28	13	7	48	12703
1	1	1956	342	1510	523	265	2298	6	2	1	9	2353
21	5	1	27	10703	7675	10136	3787	4455	18378	59	22	24	105	19458
8	1	...	9	5511	3088	4755	1589	2255	8599	27	8	12	47	8937
2	2	3102	1249	1742	1038	1571	4351	8	5	6	19	4434
1	1	4024	2705	3468	859	2402	6729	9	2	7	18	6765
1	1	3518	3204	2590	1487	2645	6722	16	9	10	35	6790
24	3	1	28	12074	10979	11477	7079	4497	23053	73	46	24	143	23720
2	2	3784	738	2513	1106	913	4522	17	6	7	30	4582
...	4068	1697	2426	2779	560	5765	8	9	2	19	5765
...	2515	1893	1311	1343	1754	4408	4	4	6	14	4408
40	13	3	56	16571	3293	9961	4440	5463	19864	78	31	42	151	21521
9	2	...	11	8579	3695	6574	2677	3023	12274	59	25	30	114	12549
6	1	...	7	6959	6094	6109	3059	3885	13053	37	20	27	84	13315
31	13	3	47	16693	2950	8626	5990	5027	19643	78	62	42	182	20906
2	1	...	3	8660	2722	3854	3105	4423	11382	22	20	37	79	11477
6	1	...	7	10503	2503	5704	3106	4196	13006	44	27	30	101	13263
1	1	4028	894	2023	1024	1875	4922	10	5	12	27	4975
32	9	2	43	20420	2647	12612	5367	5088	23067	75	34	32	141	24353
...	902	...	541	338	23	902	2	1	...	3	902
5	1	...	6	5009	4165	4985	2542	1647	9174	23	12	9	44	9402
3	1	...	4	6849	1592	3349	2303	2789	8441	23	16	20	59	8601
5	1	...	6	5612	1196	2792	1894	2122	6808	25	18	22	65	6981
...	5447	1492	4242	1615	1082	6939	14	5	4	23	6939
...	9060	...	4050	3670	1340	9060	13	12	4	29	9060

10 years of age,
 for civil patients also.
 combined hospitals.

STATEMENT C.—The number of In-door and Out-door Patients treated in during the

District and Name of Hospital or Dispensary.	Of what class.	In-door Patients.										
		Total treated during the year				Number cured.	Number relieved.	Discharged otherwise.	Died.	Ratio of deaths per cent of total treated.	No. of beds available.	
		Men.	Women.	Children.*	Total.						Men.	Women.
(1)	(2)	(3)	(4)	(5)	(6)	(7)	(8)	(9)	(10)	(11)	(12)	(13)
CLASS A.—GENERAL HOSPITALS AND DISPENSARIES—contd.												
Mawlaik	III	1105	172	76	1353	1110	127	36	40	3	43	12
Paungbyin	III	115	27	...	142	117	17	3	2	1	6	2
Homalin	III	110	41	16	167	106	36	19	6	4	6	4
Kalewa	III	193	16	15	224	178	17	13	11	5	8	2
Kalemyo	III	174	49	25	248	191	15	14	12	5	10	4
Mingin	III	108	12	3	123	116	5	1	1	1	6	4
Tamu	I	10	2	...	12	8	1	3	2	1
Floating Dispy., Mainkaing...	I
Pakôkku	III	874	180	56	1110	767	257	20	32	3	44	15
Pauk	III	110	14	3	127	99	19	7	2	2	12	2
Gangaw	III	111	12	1	124	94	20	1	4	3	8	4
Yesagyo	III	131	17	7	155	128	14	7	1	1	6	2
Tilin	III	35	7	2	44	34	4	5	1	2	3	...
Myaing	III
Thayetmyo	III	1418	200	42	1660	1381	131	48	50	3	48	10
Allanmyo	III	389	71	9	469	423	26	7	10	4
Minhla	III	178	21	5	204	71	115	6	4	2	10	2
Mindon	III	140	24	8	172	129	20	10	5	3	8	4
Minbu	III	503	109	25	637	264	234	78	37	6	20	9
Salin	III	258	32	7	297	186	75	10	10	3	18	4
Travelling Dispensary, Salin	I
Sinbyugyun	III
Sagu	III
Pwinbyu	III	203	20	2	225	189	16	5	6	3	8	2
Magwe	III	392	98	16	506	307	99	49	22	4	22	6
Taungdwingyi	III	564	85	15	664	492	88	25	43	6	20	8
Yenangyaung	III	1109	334	55	1498	979	262	131	72	5	34	17
Sale	III	58	13	2	73	38	26	5	1	1	3	1
Falam	I	742	291	127	1160	944	133	51	12	1	12	6
Kanpetlet †	I	50	8	1	59	51	2	5	1	2	4	2
Kanpetlet Saw Trvlg. Dispy.	I
Tiddim	I	417	78	59	554	449	69	30	6	1	10	4
Haka †	I	160	70	36	266	194	50	19	3	1	8	8
Shan States Federation.												
Lashio	I	2814	354	111	3279	2190	661	175	185	6	65	10
Burma Corporation Mines, Ltd., Namtu.	IV	4549	395	72	5016	306	4392	47	189	4	148	17

* Persons under
† Police Hospitals cater

*the State-Public, Local Fund, and Private-Aided Hospitals and Dispensaries
year 1939—contd.*

Daily average No.				Out-door Patients.										Total number of patients treated both in-door and out-door. (28)
Men. (14)	Women. (15)	Children.* (16)	Total. (17)	Number treated.						Average daily attendance.				
				Attended personally. (18)	Represented by friends. (19)	Total treated.				Men. (24)	Women. (25)	Children.* (26)	Total. (27)	
Men. (20)	Women. (21)	Children.* (22)	Total. (23)											
41	6	2	49	13650	2987	9485	2995	4157	16637	71	21	34	126	17990
5	1	...	6	6284	2271	4393	2282	1880	8555	22	11	8	41	8697
3	1	...	4	8445	6264	6534	3294	4881	14709	44	23	29	96	14876
4	4	6809	1380	4343	1912	1934	8189	27	11	11	49	8413
6	2	1	9	7576	6946	8102	3705	2715	14522	47	22	16	85	14770
4	4	12497	5939	7253	4480	6703	18436	45	28	30	103	18559
...	3333	2672	2621	1609	1775	6005	23	18	14	55	6017
...	11282	2501	4498	4647	4638	13783	15	15	15	45	13783
31	7	2	40	19013	6353	15150	4727	5489	25366	153	53	49	255	26476
4	4	9774	86	4519	2425	2916	9860	37	24	30	91	9987
4	1	...	5	5188	7825	6530	4315	2168	13013	35	22	13	70	13137
6	1	...	7	8486	1977	4811	2467	3205	10483	37	17	26	80	10638
1	1	3425	2560	3875	1352	758	5985	20	7	3	30	6029
...	3522	862	2472	963	949	4384	19	8	11	38	4384
51	8	1	60	16575	3263	12299	4144	3395	19838	93	37	20	150	21498
16	2	...	18	15377	3936	12139	4405	2769	19313	80	32	40	152	19782
5	1	...	6	6141	4273	6093	2861	1460	10414	48	25	11	84	10618
6	1	1	8	10504	6069	9150	4708	2715	16573	47	28	13	88	16745
19	3	1	23	10925	2831	6769	3447	3540	13756	72	37	36	145	14393
11	1	...	12	8672	3937	7878	2978	1753	12609	51	19	10	80	12906
...	3276	480	1738	1255	763	3756	6	4	2	12	3756
...	1861	1030	1753	689	452	2894	8	3	2	13	2894
...	8530	2019	6346	2178	2025	10549	48	17	15	80	10549
6	6	7450	1277	5823	1684	1220	8727	40	11	9	60	8952
19	5	1	25	17976	2094	10936	4438	4696	20070	88	38	32	158	20576
25	3	...	28	16837	6026	12073	6965	3825	22863	75	53	23	151	23527
34	10	2	46	11971	6738	11080	3825	3804	18709	129	38	28	195	20207
2	1	...	3	4946	1075	3366	1453	1202	6021	24	12	8	44	6094
21	8	4	33	13058	20400	23513	6544	3401	33458	77	22	12	111	34618
2	2	6693	1690	5884	1589	910	8383	19	5	3	27	8442
...	6292	1843	3482	2469	2184	8135	11	8	7	26	8135
11	3	2	16	10774	17985	14677	3745	10337	28759	47	13	34	94	29313
5	2	1	8	15117	1585	11234	3335	2133	16702	37	11	7	55	16968
61	9	2	72	19654	4008	16399	3658	3605	23662	103	21	20	144	26941
82	8	2	92	43702	...	33140	4473	6089	43702	315	40	46	401	48718

10 years of age.
for-civil patients also.

STATEMENT C.—The number of In-door and Out-door Patients treated in during the

(1)	(2)	In-door Patients.										
		Total treated during the year.				(7)	(8)	(9)	(10)	(11)	No. of beds available.	
		(3)	(4)	(5)	(6)						(12)	(13)
District and Name of Hospital or Dispensary.	Of what class.	Men.	Women.	Children.*	Total.	Number cured.	Number relieved.	Discharged otherwise.	Died.	Ratio of deaths per cent of total treated.	Men.	Women.
CLASS A.—GENERAL HOSPITALS AND DISPENSARIES—concl'd.												
SHAN STATES FEDERATION—(concl'd.).												
Kutkai	IV	133	51	16	200	153	24	7	16	8	8	6
Tangyan	IV
Hsipaw	IV	1092	297	33	1422	1181	90	33	72	5	32	17
Nawngkio	IV	71	28	3	102	81	16	2	3	3	2	4
Kyaukme	IV	375	30	8	413	365	14	1	33	8	8	4
Namhsan	IV	45	4	...	49	45	4	8	6	2
Momeik	IV	170	51	6	227	195	12	4	10	4	12	4
Shweli Area (Mabein)	IV
North Hsenwi	IV	491	15	3	509	417	70	12	10	2	6	2
South Hsenwi (Mongyai)... ..	IV	47	6	1	54	44	6	3	1	2	2	...
Namkham	IV	1913	825	264	3002	2563	287	68	84	3	80	70
Taunggyi	I	1581	316	116	2013	1498	223	132	99	5	67	16
Loikaw †	I	405	108	40	553	437	45	17	35	6	16	6
Kalaw	I	421	85	23	529	447	42	6	24	5	18	4
Yawnghwe	IV	489	150	60	699	530	108	22	16	2	20	10
Travelling Dispensary, Yawnghwe.	IV
Shwenyaung	IV
Loilem †	I	406	75	50	531	426	53	8	30	6	10	4
Loimwe †	I	192	125	65	382	332	6	15	16	4	3	2
Kengtung	IV	1036	293	100	1429	1138	121	38	90	6	26	14
Takaw	I	68	17	8	93	56	17	16	3	3	2	2
Myelat Travelling Dispensary (Thamakan).	IV
Lawksawk	IV	118	17	...	135	105	1	5	11	8	8	2
R.C.M. Leper Asylum, Kengtung.	IV	105	65	3	173	...	10	24	20	12	85	60
Total for the Federated Shan States.	...	16521	3307	982	20810	12509	6198	625	951	110	626	256
Total including the Federated Shan States.	...	125278	33280	9093	167651	108690	33415	11051	8155	869	5975	2179
											+ 2 P.W.	
											+ 39 Ch.	
											+ 5 Spl.	

P.W. =
Ch. =
Spl. =* Persons under
† Police Hospitals cater

*the State-Public, Local Fund, and Private-Aided Hospitals and Dispensaries
year 1939—contd.*

Daily average No.				Out-door Patients.										Total number of patients treated both in-door and out-door. (28)
Men. (14)	Women. (15)	Children* (16)	Total. (17)	Number treated.						Average daily attendance.				
				Attended personally (18)	Represented by friends. (19)	Total treated.				Men. (24)	Women. (25)	Children* (26)	Total. (27)	
						Men. (20)	Women. (21)	Children* (22)	Total. (23)					
5	2	...	7	14206	750	9202	4132	1622	14956	37	15	7	59	15156
...	4207	2588	4224	1314	1257	6795	17	5	5	27	6795
34	8	1	43	10584	1244	7902	2304	1622	11828	51	17	11	79	13250
2	1	...	3	4208	1155	2771	1477	1115	5363	14	8	8	30	5465
8	1	...	9	9151	1055	6423	1932	1851	10206	46	15	15	76	10619
2	2	12850	1479	8748	4078	1503	14329	34	17	7	58	14378
6	2	...	8	9509	1997	5785	2907	2814	11506	48	28	29	105	11733
...	4811	1166	2531	1857	1589	5977	11	8	7	26	5977
15	15	9661	1308	7784	2140	1045	10969	36	11	6	53	11478
2	2	3466	2327	3670	1253	870	5793	19	7	5	31	5847
58	28	13	99	16673	1044	8793	6997	1927	17717	67	48	13	128	20719
49	11	4	64	32556	4679	19594	10849	6792	37235	93	49	38	180	39248
17	4	1	22	8129	2606	6236	2256	2243	10735	45	18	18	81	11288
11	2	...	13	5295	1256	2994	1624	1933	6551	22	12	14	48	7080
17	6	2	25	10707	4514	8243	4726	2252	15221	56	37	14	107	15920
...	344	14	215	106	37	358	1	1	358
...	3993	97	2725	1189	176	4090	9	4	1	14	4090
13	3	2	18	10112	2418	8637	1919	1974	12530	43	11	10	64	13061
5	3	2	10	6742	1638	5316	2058	1006	8380	20	8	4	32	8762
24	14	6	44	10331	9964	13955	4628	1712	20295	68	20	8	96	21724
1	1	4127	1139	3080	1302	884	5266	12	5	3	20	5359
...	8101	1187	7041	2129	118	9288	19	6	...	25	9288
6	1	...	7	6302	757	3447	2563	1049	7059	25	23	8	56	7194
59	50	3	112	46	...	37	9	...	46	12	3	...	15	219
477	153	38	668	269467	50390	198892	73880	47085	319857	1223	436	297	1956	340667
4695	1272	371	6338	2849303	899308	2133779	843458	771377	3748614	14089	5515	4477	24081	3916265

Paying Wards.
Children.
Special.
10 years of age.
or civil patients a Iso.

STATEMENT C.—The number of In-door and Out-door Patients treated in during the

District and Name of Hospital or Dispensary.	Of what class.	In-door Patients.										
		Total treated during the year.				Number cured.	Number relieved.	Discharged otherwise.	Died.	Ratio of deaths per cent of total treated.	No. of beds available.	
		Men.	Women.	Children.*	Total.						Men.	Women.
(1)	(2)	(3)	(4)	(5)	(6)	(7)	(8)	(9)	(10)	(11)	(12)	(13)
CLASS B.—FEMALE HOSPITALS AND DISPENSARIES.												
Rangoon Town—												
Pazundaung ...	I
Dufferin Hospital ...	I	...	6366	6	6372	4052	1539	476	142	2	...	204
Bagaya Phongyi Road Dispy.	III
Total, Class B	6366	6	6372	4052	1539	476	142	2	...	204
CLASS C.—STATISTICS OF PATIENTS TREATED BY SUBSIDISED MEDICAL PRACTITIONERS.												
Insein—												
Tantabin ...	IV
Magwe—												
Megyaungye ...	IV
Total Class C
Grand Total for the Province including the Federated Shan States.	...	125278	39646	9099	174023	112742	34954	11527	8297	871	5984	2387
											+ 2 P.W. + 39 Ch. + 5 Spl.	

P.W.=
Ch.=
Spl.=

*Persons under

*the State-Public, Local Fund, and Private-Aided Hospitals and Dispensaries
year 1939—concl.*

Daily average No.				Out-door Patients.										Total number of patients treated both in-door and out-door. (28)
Men. (14)	Women. (15)	Children. (16)	Total. (17)	Number treated.						Average daily attendance.				
				Attended personally. (18)	Represented by friends. (19)	Total treated.				Men. (24)	Women. (25)	Children. (26)	Total. (27)	
						Men. (20)	Women. (21)	Children. (22)	Total. (23)					
...	12536	2487	...	11530	3493	15023	...	133	25	158	15023
...	183	...	183	18363	15381	2982	18363	...	181	23	204	24735
...	21054	3848	...	14620	10282	24902	...	98	61	159	24902
...	183	...	183	51953	6335	...	41531	16757	58288	...	412	109	521	64660
...	2216	90	1184	605	517	2306	15	8	5	28	2306
...	495	21	394	80	42	516	2	1	...	3	516
...	2711	111	1578	685	559	2822	17	9	5	31	2822
4695	1455	371	6521	2903967	905754	2135357	885674	788693	3809724	14106	5936	4591	24633	3983747

Paying Wards,
Children,
Special.
10 years of age.

STATEMENT D.—The number of Beds, number of In-door and Out-door Patients, Infectious and Other Diseases treated

Diseases. (1)	Provincial Total.		Name of				
	Treated. (2)	Deaths. (3)	Akyab. (4)	Arakan Hill Tracts. (5)	Kyaukpada. (6)	Sandoway. (7)	Rangoon Town. (8)
Number of beds—	6744	...	148	18	28	22	1381
For Males ...	2556	...	57	6	10	8	585
For Females ...	94	+ 2 P.W.	...	19
For Children ...	+ 5 spl. + 2 paying wards.	+ 5 spl.
Number of patients treated—	2487530	...	108966	5046	31991	28713	299034
Males ...	979481	...	25045	1178	9962	11158	132698
Females ...	855299	...	36741	1835	13229	9143	96540
Children ...							
1. Cholera—							
Total treated ...	330	...	3	16
Deaths	74	1	8
2. Dengue—							
Total treated ...	1242	4	159
Deaths	4	3
3. Amoebic Dysentery—							
Total treated ...	24115	...	491	33	166	240	2969
Deaths	189	3	33
4. Bacillary Dysentery—							
Total treated ...	13146	...	818	1	15	13	2763
Deaths	182	17	62
5. Diarrhoea—							
Total treated ...	54067	...	1827	222	295	213	8540
Deaths	276	3	...	1	1	76
6. Diphtheria—							
Total treated ...	646	5	55	26
Deaths	22	10
7. Enteric fever—							
Total treated ...	1896	...	48	...	8	37	220
Deaths	184	7	1	12
8. Syphilis (Primary and Secondary)—							
Total treated ...	39791	...	782	10	193	211	12459
Deaths	61	2	13
9. Gonococcal Infection—							
Total treated ...	29458	...	740	17	167	164	6585
Deaths	12	2
10. Soft Chancre—							
Total treated ...	8128	...	183	7	34	50	1340
Deaths
11. Other Diseases of Venereal origin—							
Total treated ...	6831	...	189	3	2	40	2316
Deaths	11	2
12. Influenza—							
Total treated ...	48555	...	76	1	37	176	9876
Deaths	14	4
13. Kala-Azar—							
Total treated ...	92	...	9	1	42
Deaths	7	2	1
14. Leprosy—							
Total treated ...	11599	...	2	...	7	1	1415
Deaths	205	1	112

and number of Surgical Operations and the Geographical Distribution of
in all classes of Medical Institutions.

District.

Insein.	Hanthawaddy.	Pegu.	Tharrawaddy.	Prome.	Maubin.	Pyapon.	Bassein.	Henzada.	Myaungmya.	Toungoo.	Salween.	Thaton.	Amherst
(9)	(10)	(11)	(12)	(13)	(14)	(15)	(16)	(17)	(18)	(19)	(20)	(21)	(22)
74	72	117	119	108	98	124	190	110	132	115	22	80	263
28	23	55	57	30	29	33	51	37	52	49	10	26	161
...	20
43568	60364	67853	84491	60306	55321	51074	64296	75736	63931	61477	10257	39931	78907
17253	26300	17635	37180	26633	24332	16013	26006	33422	23031	22791	3139	15531	37636
16898	27804	16130	34616	16220	22178	14939	18180	28965	20003	20358	4013	15341	30989
...	2	67	61	4	20	26	14	28	42
...	...	11	23	2	6	8	7	2	4
...	5	...	1	9	...	18	3	5
...	1
429	657	743	1018	556	641	706	530	1010	396	1216	83	191	1022
4	5	8	8	2	9	10	4	7	10	8	2	5	5
165	422	38	129	159	317	461	259	205	652	47	1	190	284
1	2	6	3	...	1	9	3	...	6	10	...	2	12
771	1008	891	1351	749	532	1216	583	1320	1308	1091	94	595	1394
12	8	10	6	5	3	9	10	1	3	12	2	4	14
...	107	1	2	1	1
...	1	1
15	70	16	31	49	35	21	34	9	29	33	1	7	151
2	7	1	6	11	4	1	7	...	1	63
1090	1206	697	1457	936	1861	826	1149	1451	906	609	3	516	1464
1	3	5	2	2	4	1	...	2	3
721	1036	1073	886	668	996	1007	921	1065	1359	447	4	428	1037
...	4	101
101	101	288	317	381	305	287	446	373	438	96	...	82	322
...	11
32	347	186	337	97	184	274	101	144	486	49	...	68	94
...	3	1
1147	624	678	752	417	434	413	840	345	170	796	315	233	2166
...	2	1	2
1	6	1	13	2
...	1
5	30	18	55	35	46	15	11	54	18	13	...	10	301
...	1	7

Paying Wards.

STATEMENT D.—*The number of Beds, number of In-door and Out-door Patients, Infectious and Other Diseases treated*

Diseases.	Name of							
	Tavoy.	Mergui.	Mandalay.	Kyaukse.	Meiktila.	Yamethin.	Mvingyan.	Bhamo.
(1)	(23)	(24)	(25)	(26)	(27)	(28)	(29)	(30)
Number of beds—								
For Males ...	66	123	911	45	62	120	55	143
For Females ...	16	25	466	24	21	32	21	26
For Children	55
Number of patients treated—								
Males ...	20561	46074	77809	26554	36180	72452	25858	33456
Females ...	8332	19690	41681	14274	15763	28942	9201	15231
Children ...	11580	13945	35079	12692	14383	27871	8287	7652
1. Cholera—								
Total treated	5	30
Deaths
2. Dengue—								
Total treated	1	25	1	3	...
Deaths
3. Amoebic Dysentery—								
Total treated ...	352	347	997	93	142	237	315	59
Deaths ...	16	11	7	1	...	1
4. Bacillary Dysentery—								
Total treated ...	11	379	328	136	333	450	54	240
Deaths	1	9	...	1	2	2	3
5. Diarrhoea—								
Total treated ...	273	857	3046	638	759	1748	416	442
Deaths ...	16	5	25	1	1	8	1	...
6. Diphtheria—								
Total treated	2	15	2	...	1	...	1
Deaths	1	2
7. Enteric fever—								
Total treated ...	45	6	325	56	33	24	12	25
Deaths ...	5	...	52	4	...	4	2	1
8. Syphilis (Primary and Secondary)—								
Total treated ...	361	553	2521	389	639	654	784	117
Deaths	1	6	...	1	...	4	...
9. Gonococcal Infection—								
Total treated ...	265	392	1287	235	348	676	446	182
Deaths	2
10. Soft Chancre—								
Total treated ...	258	57	405	2	112	436	106	54
Deaths
11. Other Diseases of Venereal origin—								
Total treated ...	152	20	305	35	65	64	59	32
Deaths	1	1
12. Influenza—								
Total treated ...	760	521	2226	292	1022	2395	309	443
Deaths
13. Kala Azar—								
Total treated	1	5	5	...	2
Deaths	2
14. Leprosy—								
Total treated ...	5	19	7544	11	91	55	32	2
Deaths	32

and number of Surgical Operations and the Geographical Distribution of
in all classes of Medical Institutions—contd.

District.													
Myitkyina.	Katha.	Shwebo.	Sagaing.	Lower Chindwin.	Upper Chindwin.	Paköku.	Thayetmyo.	Minbu.	Magwe.	Chin Hills.	Northern Shan States.	Southern Shan States.	Burma Railways.
(31)	(32)	(33)	(34)	(35)	(36)	(37)	(38)	(39)	(40)	(41)	(42)	(43)	(44)
281	114	95	66	42	131	73	76	78	155	62	431	335	59
64	28	34	28	18	29	23	20	15	38	20	158	139	4
...
90843	42795	24772	21793	33938	52127	38618	42579	32801	52769	65264	139303	100792	118930
32289	21382	10714	13727	18111	25243	16479	16434	12392	19093	18129	42513	39186	34332
23389	21149	12478	15607	14189	28818	15554	10403	9787	14767	19188	28579	21726	44054
...	3	1	4	1	1	2
...	1	1
...	14	27	1	2	...	19	28	917
...
453	541	449	454	240	732	443	234	327	780	193	1435	791	1404
1	7	3	1	...	3	...	1	2	3	...	6	6	2
587	131	56	53	26	142	70	251	41	188	47	243	246	2195
17	...	1	1	1	...	4	1	...	2	1	6	5	2
1992	748	821	913	761	1083	1151	1253	410	1463	697	2474	2640	5482
5	1	2	2	2	1	...	2	...	2	...	5	17	...
2	2	2	2	2	1	...	5	408	3
1	1	3	2	...
39	10	24	26	11	20	24	11	3	21	1	205	133	128
3	...	1	2	...	2	1	1	...	3	...	17	15	5
1371	311	393	298	312	54	210	354	243	703	4	484	495	715
3	...	2	2	1	3	...
1094	361	162	262	158	135	324	289	253	805	2	802	749	910
...	...	2	1
130	55	45	83	22	18	17	112	125	310	1	129	191	155
...
124	80	58	22	25	21	27	211	20	184	...	93	84	201
...	1	2
541	307	346	458	406	302	36	614	165	2856	320	324	1338	13078
1	3	...	1	...
...	1	1	2
...	1	...
12	16	53	122	241	30	24	14	29	28	5	23	1199	8
...	52	...

STATEMENT D.—The number of Beds, number of In-door and Out-door Patients
Infectious and Other Diseases treated

Diseases.	Provincial Total.		Name of				
	Treated.	Deaths.	Akyab.	Arakan Hill Tracts.	Kyaukpnyu.	Sandoway.	Rangoon Town.
(1)	(2)	(3)	(4)	(5)	(6)	(7)	(8)
15. Malaria—							
Total treated ...	604049	...	42689	2204	9506	11957	9276
Deaths	891	21	2	1	3	62
16. Black-water fever—							
Total treated ...	200	3	1
Deaths	30	1	1
17. Measles—							
Total treated ...	1288	...	1	...	3	2	410
Deaths	3	1
18. Meningococcal Infection—							
Total treated ...	102	...	1	67
Deaths	36	1	19
19. Plague—							
Total treated ...	451	6
Deaths	106	4
20. Pneumonia—							
Total treated ...	6692	...	202	13	20	22	2027
Deaths	887	42	2	2	4	156
21. Relapsing fever—							
Total treated ...	181	...	1	3
Deaths
22. Rheumatic fever—							
Total treated ...	17157	...	354	13	190	90	4737
Deaths	10	2
23. Sand-fly fever—							
Total treated ...	116	2
Deaths
24. Small-pox—							
Total treated ...	264	...	4	...	2	...	149
Deaths	50	45
25. Tuberculosis of lungs—							
Total treated ...	9714	...	188	5	25	75	3616
Deaths	817	18	2	268
26. Other form of Tuberculosis—							
Total treated ...	2237	...	22	6	15	10	824
Deaths	123	4	...	1	1	13
27. Typhus fever (a) Louse—							
Total treated ...	56	1	...	1	42
Deaths
(b) Tick—							
Total treated ...	4	1
Deaths	1	1
(c) Unknown Vector—							
Total treated ...	76
Deaths	6
28. Leptospirosis—							
Total treated ...	2
Deaths
29. Septicæmia—							
Total treated ...	130	...	2	2	14
Deaths	53	11

and number of Surgical Operations and the Geographical Distribution of
in all classes of Medical Institutions—contd.

District.

Insein. (9)	Hanthawaddy. (10)	Pegu. (11)	Tharrawaddy. (12)	Prome. (13)	Maubin. (14)	Pyapón. (15)	Bassein. (16)	Henzada. (17)	Myaungmya. (18)	Toungoo. (19)	Salween. (20)	Thatón. (21)	Amherst. (22)
11734 26	7061 6	7785 15	21485 17	29083 14	4711 4	6881 9	13009 14	27511 13	10710 10	17400 13	6417 5	11178 7	25091 21
...	4	3	1	1
...	1	...
10	36	7	1	22	2	11	76	18	...	1	23
...
...	...	2	1	2	1	1	...	1	9
...	1	...	1	4
2	...	7	15	19	11	...	17	1	6	2	...	7	...
...	...	3	9	6	2	...	5	...	3	2	...	2	...
68	127	123	128	84	42	101	135	105	137	152	17	45	162
12	8	9	13	20	7	9	15	6	10	33	4	9	24
...	1	7	...	92
...
359	426	441	326	526	295	147	319	592	316	538	64	255	780
...	1	1	3
...
...
2	7	2	4	...	1	5	3	...	2	4
...	2	1
117	188	189	260	158	154	168	226	213	234	229	15	83	370
17	10	26	17	18	7	11	30	11	22	15	2	9	22
6	124	65	57	45	15	45	82	31	13	61	2	16	35
1	4	7	4	6	1	...	12	2	1	10	...	3	1
...	1	...	1	6
...
...	1	1
...
...	5	1	1	4
...	1
...
...
1	4	9	8	3	1	5	4	10	2	1	...	2	5
...	1	1	2	1	1	1	2	2	1	1	...	2	2

STATEMENT D.—The number of Beds, number of In-door and Out-door Patients,
 and—Infectious and Other Diseases treated

Diseases.	Name of							
	Tavoy.	Mergui.	Mandalay.	Kyaukse.	Mektila.	Yamethin.	Myingyan.	Bhamo.
(1)	(23)	(24)	(25)	(26)	(27)	(28)	(29)	(30)
15. Malaria—								
Total treated ...	6619	16008	11198	10756	4895	13799	1939	13208
Deaths ...	50	21	45	11	5	25	...	21
16. Black-water fever—								
Total treated	5	3	1	...	4
Deaths	3	2
17. Measles—								
Total treated ...	1	86	41	9	4	75
Deaths
18. Meningococcal Infection—								
Total treated	1	...	1	1
Deaths	1	...	1
19. Plague—								
Total treated	64	9	61	16	26	7
Deaths	2	3	9	5	7	...
20. Pneumonia—								
Total treated ...	89	88	490	44	116	60	31	96
Deaths ...	16	20	97	1	12	13	5	9
21. Relapsing fever—								
Total treated	42	1
Deaths
22. Rheumatic fever—								
Total treated ...	40	95	762	234	482	55	35	188
Deaths	1
23. Sand-fly fever—								
Total treated	1
Deaths
24. Small-pox—								
Total treated	17	...	1	1	1	1
Deaths
25. Tuberculosis of lungs—								
Total treated ...	152	222	663	35	121	99	55	44
Deaths ...	30	23	79	2	3	11	5	7
26. Other form of Tuberculosis—								
Total treated ...	24	112	119	3	12	11	11	9
Deaths ...	1	2	15	1	...	4	2	2
27. Typhus fever (a) Louse—								
Total treated	1
Deaths
(b) Tick—								
Total treated
Deaths
(c) Unknown Vector—								
Total treated	38	...	1	3	...	1
Deaths	4
28. Leptospirosis—								
Total treated
Deaths
29. Septicemia—								
Total treated ...	15	1	4	1	2
Deaths ...	10	...	3

and number of Surgical Operations and the Geographical Distribution of
in all classes of Medical Institutions—contd.

District.

Myitkyina. (31)	Katha. (32)	Shwebo. (33)	Sagaing. (34)	Lower Chindwin. (35)	Upper Chindwin. (36)	Pakokku. (37)	Thayetmyo. (38)	Minbu. (39)	Magwe. (40)	Chin Hills. (41)	Northern Shan States. (42)	Southern Shan States. (43)	Burma Rail- ways. (44)
31381	16359	4678	2928	9512	19200	7051	10672	7689	4199	18808	57014	42274	18174
49	17	7	2	3	10	...	11	5	16	1	263	64	2
13	7	2	13	...	2	...	1	...	119	16	1
2	5	1	1	...	1	9	3	...
26	6	1	1	2	1	3	3	171	141	36	58
1	1
...	3	1	1	5	4	...
...	1	3	4	...
...	3	23	4	5	...	3	8	6	13	...	75	25	10
...	1	11	2	1	...	7	...	11	10	1
202	82	50	38	44	73	26	52	56	124	83	513	358	267
53	13	3	3	5	16	2	6	9	18	17	108	70	6
...	3	8	20	2	1
...
497	307	93	432	865	278	86	131	177	645	259	166	476	86
...	2	...
...	113
...
4	1	23	1	4	2	12	7	4
1	1
178	92	29	59	75	85	34	77	83	263	52	454	259	70
36	5	2	4	1	5	3	7	5	10	...	29	44	1
44	7	10	5	20	13	17	28	22	17	68	121	62	28
...	1	1	1	3	...	10	9	...
...	1	...	2
...
...	1
...
2	1	1	8	2	8
...	1
...	1	1
...
2	2	3	1	2	2	2	2	...	12	1	5
1	...	1	2	...	7	1	...

STATEMENT D.—*The number of Beds, number of In-door and Out-door Patients, Infectious and Other Diseases treated*

Diseases.	Provincial Total.		Name of				
	Treated.	Deaths.	Akyab.	Arakan Hill Tracts.	Kyaukpada.	Sandoway.	Rangoon Town.
(1)	(2)	(3)	(4)	(5)	(6)	(7)	(8)
30. Pyaemia—							
Total treated	284	...	8	...	1	...	75
Deaths	21	2
31. Pyrexia of uncertain origin and other diseases due to infection—							
Total treated	95325	...	2070	135	1154	887	20957
Deaths	114	1	60
32. Puerperal fever—							
Total treated	908	...	22	...	3	4	41
Deaths	41	1
33. Erysipelas—							
Total treated	173	...	13	4	27
Deaths	15	2	1
34. Tetanus—							
Total treated	149	...	12	37
Deaths	52	5	14
35. Hydrophobia—							
Total treated	18	...	2	4
Deaths	6	2
36. Yaws—							
Total treated	1176	...	2	4	...
Deaths
37. Ankylostomiasis—							
Total treated	1623	...	60	...	32	7	250
Deaths	56	1	...	1	...	23
38. Guinea Worm Disease—							
Total treated	25	22
Deaths
39. Filariasis—							
Total treated	587	...	8	11	1	2	395
Deaths	4	4
40. Scabies—							
Total treated	102840	...	7394	216	2043	925	25863
Deaths
41. Round Worm—							
Total treated	277559	...	14461	308	1893	2118	14082
Deaths	9	1
42. Tape Worm—							
Total treated	1101	...	2	1	9
Deaths
43. Other diseases due to meta-zoan parasites—							
Total treated	1421	...	688	...	12	2	54
Deaths
44. Tumours—benign—							
Total treated	2790	...	75	...	18	15	473
Deaths	17	7

*and number of Surgical Operations and the Geographical Distribution of
in all classes of Medical Institutions—contd.*

District.

Insein. (9)	Hanthawaddy. (10)	Pegu. (11)	Tharrawaddy. (12)	Prome. (13)	Maubin. (14)	Pyapon. (15)	Bassein. (16)	Henzada. (17)	Myaungmya. (18)	Toungoo. (19)	Salween. (20)	Thaton. (21)	Amherst. (22)
4	...	3	1	19	...	1	...	11	6	16	...	1	5
...	8	2
1312	2581	2022	2951	2526	1979	1824	1308	2112	2624	1909	541	958	2459
...	3	1	1	...	3	5	...	1	...	5	...	1	6
8	25	18	53	286	25	6	8	8	8	82	...	5	45
1	...	1	4	1	1	1	3	...	1	1	1
...	5	4	7	5	3	2	3	3	1	5	3
...	1	1	1
...	1	5	9	3	5	7	1	3	4	3	...	1	12
...	1	1	3	1	2	4	1	1	3
...	...	1	...	3	...	1	1
...	2
...	...	2	...	2	1
...
107	46	31	94	7	6	19	59	27	15	22	8	9	36
1	1	1	1	2	11	1	...	2
...	1	1
...
2	18	...	3	3	2	6	6	4	...	1	...	2	7
...
3420	4136	5386	5331	1511	2017	2271	2052	1590	2408	2778	233	1520	2316
...
8172	17021	6392	19952	4205	13395	7267	9699	21182	10374	6653	1258	7790	10819
2	1	1	...	1	1
...	2	...	6	9	1	10	...	3	2	4	...
...
3	330	...	15	4	...	3	11	20	...	3	3	16	22
...
82	128	31	77	87	125	122	124	76	63	112	5	18	231
...	1	2	...	3	3

STATEMENT D.—*The number of Beds, number of In-door and Out-door Patients Infectious and Other Diseases treated.*

Diseases.	Provincial Total.		Name of				
	Treated.	Deaths.	Akyab.	Arakan Hill Tracts.	Kyaukpnyu.	Sandoway.	Rangoon Town.
(1)	(2)	(3)	(4)	(5)	(6)	(7)	(8)
53. Iritis—							
Total treated ...	2286	...	7	4	34	3	413
Deaths
54. Other diseases of the eye—							
Total treated ...	170441	...	3204	136	1161	783	16042
Deaths	1	1
55. Otitis Media—							
Total treated ...	60460	...	987	22	389	261	14351
Deaths	1
56. Other diseases of the ear—							
Total treated ...	103849	...	1907	114	533	863	10025
Deaths	3	3
57. Diseases of the nose—							
Total treated ...	14671	...	281	37	519	25	3473
Deaths
58. Diseases of the heart—							
Total treated ...	7683	...	188	3	14	54	2563
Deaths	408	7	1	68
59. Diseases of the circulatory system—							
Total treated ...	4346	...	100	11	12	39	832
Deaths	78	1	1	40
60. Diseases of the blood and spleen—							
Total treated ...	53189	...	1991	33	651	278	4229
Deaths	250	9	...	2	...	45
61. Inflammation of lymphatic glands and vessels—							
Total treated ...	17287	...	399	7	159	191	5146
Deaths	12	8
62. Other diseases of the lymphatic system—							
Total treated ...	4421	...	245	12	2	128	2056
Deaths	2
63. Goitre—							
Total treated ...	32048	...	7	2	35
Deaths	3
64. Other diseases of the ductless glands—							
Total treated ...	681	1	8	2	120
Deaths	1
65. Diseases of the breast excluding tumours—							
Total treated ...	2194	...	42	15	17	8	1000
Deaths	1
66. Ascites—							
Total treated ...	936	...	39	3	8	4	179
Deaths	49	5
67. Diabetes—							
Total treated ...	713	...	11	3	7	4	312
Deaths	18	1	5

and number of Surgical Operations and the Geographical Distribution of
in all classes of Medical Institutions—contd.

District.

Insein. (9)	Hanthawaddy. (10)	Pegu. (11)	Tharrawaddy. (12)	Prome. (13)	Maubin. (14)	Pyapön. (15)	Bassein. (16)	Henzada. (17)	Myaungmya. (18)	Toungoo. (19)	Salween. (20)	Thatön. (21)	Amherst. (22)
6	21	11	28	4	10	8	35	3	21	5	...	13	4
...
1742	1710	1197	4192	2877	2971	1966	4359	2372	2734	2414	421	2054	2895
...
1625	2063	1132	2119	928	1298	442	1809	1676	1575	1091	287	1021	2717
...
1693	4126	3519	5415	3361	3676	4385	3495	2523	3696	3512	63	2868	2728
...
92	472	66	173	142	89	159	174	191	228	225	33	276	175
...
65	248	68	159	203	341	267	134	254	318	175	21	104	421
10	18	5	12	19	17	16	22	7	16	7	...	9	26
63	133	59	53	70	26	40	47	78	35	47	5	14	444
3	...	1	1	2	...	1	3	1	1	...	6
821	1187	1192	1034	538	865	457	1669	393	1567	1158	3	912	1865
13	12	14	5	6	...	8	5	3	10	4	...	4	4
627	507	718	577	371	452	394	408	387	883	370	25	187	390
...	1
45	98	16	197	41	183	38	91	42	166	15	...	8	127
...	2
7	19	14	12	1	9	9	43	149	10	28	25	...	8
...	2
15	11	1	81	2	3	1	8	33	15	7	25
...
38	58	38	175	23	22	47	37	67	51	44	11	20	77
...
9	27	42	14	10	27	16	33	59	8	20	3	3	22
1	1	2	1	2	2	2	1	3	1	...	5
15	16	3	7	7	13	4	8	16	14	17	1	4	38
...	2	...	1	3	1	2

STATEMENT D.—*The number of Beds, number of In-door and Out-door Patients, Infectious and Other Diseases treated*

Diseases.	Name of							
	Tavoy.	Mergui.	Mandalay.	Kyaukse.	Meiktila.	Yamethin.	Myingyan.	Bhamo.
(1)	(25)	(24)	(25)	(26)	(27)	(28)	(29)	(30)
53. Iritis—								
Total treated	623	662	1	28	4	11	15
Deaths
54. Other diseases of the eye—								
Total treated ...	826	1638	6127	7535	6682	9520	2482	2001
Deaths
55. Otitis Media—								
Total treated ...	313	1586	2832	2054	2441	2167	1468	237
Deaths	1
56. Other diseases of the ear—								
Total treated ...	897	447	5648	1115	1078	4571	1606	883
Deaths
57. Diseases of the nose—								
Total treated ...	23	111	657	85	143	194	131	74
Deaths
58. Diseases of the heart—								
Total treated ...	48	81	304	47	80	109	37	41
Deaths ...	9	9	40	4	3	8
59. Diseases of the circulatory system—								
Total treated ...	18	46	825	19	38	17	17	19
Deaths	3	1	1	...	3	...
60. Diseases of blood and spleen—								
Total treated ...	12	791	3137	372	785	1033	112	538
Deaths ...	2	11	21	2	2	3
61. Inflammation of lymphatic glands and vessels—								
Total treated ...	57	180	691	76	399	604	146	55
Deaths	1
62. Other diseases of the lymphatic system—								
Total treated ...	3	45	36	7	9	23	6	87
Deaths
63. Goitre—								
Total treated ...	5	3	49	...	3	4	1	2172
Deaths
64. Other diseases of the ductless glands—								
Total treated	33	5	...	2	...	1	5
Deaths	1
65. Diseases of the breast excluding tumours—								
Total treated ...	6	2	45	5	4	21	18	5
Deaths
66. Ascites—								
Total treated ...	23	18	55	6	10	7	25	1
Deaths ...	2	...	3	...	3	...	2	...
67. Diabetes—								
Total treated ...	4	11	20	1	4	7	3	3
Deaths	1	1

and number of Surgical Operations and the Geographical Distribution of
in all classes of Medical Institutions—contd.

District.

Myitkyina. (31)	Katha. (32)	Shwebo. (33)	Sagaing. (34)	Lower Chindwin. (35)	Upper Chindwin. (36)	Pakokku. (37)	Thayetmyo. (38)	Minbu. (39)	Magwe. (40)	Chin Hills. (41)	Northern Shan States. (42)	Southern Shan States. (43)	Burma Railways. (44)
...	6	7	3	11	1	3	10	1	...	1	77	148	44
...
4006	4558	6047	8758	6165	7346	8740	3313	3325	5183	1316	7821	3948	7869
...
671	221	1506	1317	795	809	522	859	1058	508	105	923	1041	1234
...
1488	1654	1491	1436	2801	1267	2835	1711	1615	3104	348	2444	1497	5401
...
293	168	461	261	71	155	235	211	252	479	14	1874	1276	673
...
75 3	67 8	55 6	67 3	82 5	76 6	31 5	104 3	51 2	128 12	4 ...	203 11	190 10	203 1
35 1	55 1	59 ...	32 ...	11 ...	43 1	60 ...	132 ...	32 1	193 3	107 ...	139 2	131 ...	210 ...
2636 12	1759 2	766 8	476 2	710 1	1521 2	803 4	1081 1	498 3	1012 2	1523 ...	4274 14	6085 14	2422 ...
222 ...	127 ...	167 1	116 ...	60 ...	223 ...	228 ...	139 ...	188 ...	271 1	28 ...	416 ...	164 ...	532 ...
248 ...	23	58 ...	95 ...	8 ...	1 ...	31 ...	23 ...	18 ...	29 ...	75 ...	26 ...	60 ...
3280 ...	2242	41 ...	5 ...	1462 ...	1416 ...	9 ...	165 ...	43 ...	10171 ...	9888 1	705 ...	6 ...
11 ...	86	1	11 ...	2	11	30 ...	140 ...	10 ...
18 ...	6 ...	13 ...	1	45 ...	39 ...	14 ...	8 ...	16 1	11 ...	74 ...	47 ...	6 ...
26 4	9 ...	19 1	3 1	11 ...	1 ...	6 ...	10 ...	2 ...	33 2	4 ...	69 4	43 1	20 ...
10 ...	7 ...	8 ...	10 ...	2 1	3 ...	2 ...	8 ...	5 ...	15	29 ...	17 ...	44 ...

STATEMENT D.—*The number of Beds, number of In-door and Out-door Patients, Infectious and Other Diseases treated*

Disease.	Provincial Total.		Name of				
	Treated.	Deaths	Akyab.	Hill Arakan Tracts.	Kyaukpnyu.	Sandoway.	Rangoon Town
(1)	(2)	(3)	(4)	(5)	(6)	(7)	(8)
68. Beri-Beri—							
Total treated ...	3916	...	61	...	11	3	1614
Deaths	179	4	...	1	...	78
69. Epidemic dropsy—							
Total treated ...	297	...	10	...	1	...	170
Deaths	4	4
70. Osteomalacia—							
Total treated ...	9	3
Deaths
71. Rickets—							
Total treated ...	578	...	15	5	131
Deaths
72. Scurvy—							
Total treated ...	84	1	56
Deaths
73. Xerophthalmia—							
Total treated ...	105	98
Deaths
74. Other diseases due to deficiency or to disorder of nutrition or metabolism—							
Total treated ...	16667	...	263	1	25	153	3392
Deaths	146	10	...	1	1	44
75. Hydrocele—							
Total treated ...	3470	...	32	3	5	3	1950
Deaths	5	1	3
76. Other diseases of generative system excluding tumours—							
Total treated ...	56095	...	1008	14	471	225	22839
Deaths	73	37
77. Diseases of bones, joints, muscles, fasciae and bursae—							
Total treated ...	124162	...	2792	353	1837	528	16871
Deaths	43	1	22
78. Elephantiasis—							
Total treated ...	795	...	2	1	...	1	104
Deaths	1
79. Other diseases of areolar- tissue—							
Total treated ...	82129	...	2760	68	701	642	9502
Deaths	117	13	30
80. Ulcerative inflammation of skin—							
Total treated ...	289507	...	6675	439	2390	2099	24005
Deaths	64	2	16
81. Other diseases of the skin and nails excluding tumours—							
Total treated ...	220525	...	15767	910	3781	2079	32747
Deaths	8	3
82. Nephritis—							
Total treated ...	6461	...	248	9	61	29	1213
Deaths	211	18	18

and number of Surgical Operations and the Geographical Distribution of
in all classes of Medical Institutions—contd.

District.

Insein, (9)	Hanthawaddy, (10)	Pegu, (11)	Tharrawaddy, (12)	Prome, (13)	Maubin, (14)	Pyapón, (15)	Bassein, (16)	Henzada, (17)	Myaungmya, (18)	Toungoo, (19)	Salween, (20)	Thaton, (21)	Amherst, (22)
11	165	64	19	25	93	148	25	41	46	33	...	3	262
...	12	5	1	2	7	11	1	...	4	6	11
...	21	4	3	...	3	58
...
...	1	1	1
...
3	32	4	6	4	11	3	7	16	...	1	8
...
...	4	...	1	1	1	7	...	1	...
...
...	1
...
206	598	110	121	180	20	649	94	288	112	1001	453	8	392
...	8	...	2	7	...	2	4	2	...	12	2	...	11
36	194	71	56	30	19	32	138	59	72	72	5	13	181
...	1
979	1266	1650	1809	740	1080	652	513	2453	1202	700	61	482	1929
4	4	1	1	...	1	1	2	3	...	1	2
2831	4965	3038	3772	3247	2855	3581	2706	3203	4614	2249	409	1485	4261
...	1	2	2
4	8	2	6	5	556	2	5	18	2	3	...	1	16
...	1
1847	2778	1744	4106	1542	4808	2209	3293	3533	1830	2198	254	1457	2836
1	4	1	11	...	2	1	9	2	3	6	...	1	4
5533	9025	6022	14303	7837	6764	6685	7484	9561	5510	8514	951	4734	7440
...	3	2	2	2	4	4	...	2	4
4342	8102	7252	9802	6263	4813	7481	7409	8346	11293	7049	437	5610	7981
...	2
122	226	153	176	131	189	279	93	116	74	243	20	125	283
4	8	3	11	10	7	3	9	12	3	6	...	1	6

STATEMENT D.—*The number of Beds, number of In-door and Out-door Patients, Infectious and Other Diseases treated*

Diseases.	Name of							
	Tavoy.	Mergui.	Mandalay.	Kyaukse.	Mektila.	Yamethin.	Myingyan.	Bhamo.
(1)	(23)	(24)	(25)	(26)	(27)	(28)	(29)	(30)
68. Beri-Beri—								
Total treated	553	86	19	3	10	12	32
Deaths	13	5	1	1
69. Epidemic dropsy—								
Total treated	2
Deaths
70. Osteomalacia—								
Total treated	2	...
Deaths
71. Rickets—								
Total treated	1	160	3	1	12	...	63
Deaths
72. Scurvy—								
Total treated	1	2	...	1
Deaths
73. Xerophthalmia—								
Total treated
Deaths
74. Other diseases due to deficiency or to disorder of nutrition or metabolism—								
Total treated	1383	166	1494	198	2	119	488	163
Deaths	12	4	...	4	4
75. Hydrocele—								
Total treated	53	28	99	2	2	36	34	2
Deaths
76. Other diseases of generative system excluding tumours—								
Total treated	420	641	3081	367	525	851	309	585
Deaths	2	...	6	...	1	1
77. Diseases of bones, joints, muscles, fasciæ and bursæ—								
Total treated	575	3318	4943	1624	1635	4859	940	1096
Deaths	2	...	4	1	...	1
78. Elephantiasis—								
Total treated	23	...	10	1
Deaths
79. Other diseases of areolar-tissue—								
Total treated	800	1580	3391	1451	1219	2658	1455	598
Deaths	2	3	7	...	1	1
80. Ulcerative inflammation of skin—								
Total treated	3084	5559	8806	3393	6124	13452	5446	3576
Deaths	3	2	1	1
81. Other diseases of the skin and nails excluding tumours—								
Total treated	2150	3817	3674	950	2676	5258	1220	3148
Deaths
82. Nephritis—								
Total treated	79	139	379	28	89	82	62	49
Deaths	4	11	12	1	2	4	3	...

*and Number of Surgical Operations and the Geographical Distribution of
in all classes of Medical Institutions—contd.*

District.													
Myitkyina. (31)	Katha. (32)	Shwebo. (33)	Sagaing. (34)	Lower Chindwin. (35)	Upper Chindwin. (36)	Pakóoku. (37)	Thayetmyo. (38)	Minbu. (39)	Magwe. (40)	Chin Hill. (41) ^o	Northern Shan States. (42)	Southern Shan States. (43)	Rail- ways. (44)
18	34	22	1	...	132	1	18	1	17	...	265	11	57
4	8	2	2
...	...	3	1	9	...	12
...
...	1
...
2	...	4	3	4	2	8	6	...	9	...	58	38	15
...
1	1	...	1	1	...	4
...
...	2	4
...
468	400	...	184	120	416	4	178	104	495	161	665	1118	275
2	2	4	...	1	7	...
13	7	14	8	5	...	4	39	7	55	...	11	1	79
...
714	634	345	644	443	460	504	613	528	626	90	1102	1359	1181
...	2	1	3
4323	1366	1377	1048	866	2768	2358	1466	1451	2574	3647	5221	4005	7105
1	1	1	...	2	2	...
...	2	3	3	1	1	1	14
...
1620	870	1065	940	1547	1148	1217	1869	1410	2071	293	2382	2188	2178
3	...	2	1	1	...	1	2	1	3	...	1
10744	4551	3840	3053	5206	6205	8708	5454	5985	8151	4524	12455	10449	14762
...	2	2	1	...	3	...	3	...	1	4	...
4630	3749	1032	994	1525	3987	2609	3342	2154	3342	1243	7072	4280	6209
2	1
97	90	459	46	65	89	45	67	39	186	15	191	254	121
8	1	5	...	1	1	2	1	...	5	...	16	14	1

STATEMENT D.—*The number of Beds, number of In-door and Out-door Patients, Infectious and Other Diseases treated*

Diseases.	Provincial Total.		Name of				
	Treated.	Deaths.	Alyab	Arakan Hill Tracts.	Kyaukpyu.	Sandoway.	Rangoon Town.
(1)	(2)	(3)	(4)	(5)	(6)	(7)	(8)
83. Stone in the bladder—							
Total treated	336	...	6	1	...	5	28
Deaths	10	...	1	1
84. Other diseases of the urinary organs excluding tumours—							
Total treated	39010	...	1005	60	211	367	4298
Deaths	76	2	20
85. Injuries, general and local—							
Total treated	306558	...	8986	155	3233	4264	39243
Deaths	1018	36	...	7	8	111
86. Opium poisoning—							
Total treated	601	...	7	1	11
Deaths	8	1
87. Other poisoning—							
Total treated	1082	...	15	...	1	3	136
Deaths	33	3
88. Labour normal—							
Total treated	16180	...	451	9	106	76	3462
Deaths	39	2	...	1	...	25
89. Labour abnormal—							
Total treated	2860	...	98	...	16	6	444
Deaths	222	18	...	2	...	28
90. Diseases of the respiratory system other than Pneumonia and tuberculosis—							
Total treated	347245	...	10245	655	4541	4532	43184
Deaths	164	9	43
91. Diseases of teeth and gums excluding tumours—							
Total treated	85291	...	2532	153	851	976	12688
Deaths	3	1	1
92. Gastric ulcer—							
Total treated	2150	...	16	5	36	8	712
Deaths	30	1	6
93. Other diseases of the Stomach excluding tumours—							
Total treated	168607	...	10102	1	3620	3186	11827
Deaths	22	12
94. Duodenal ulcer—							
Total treated	339	...	4	...	12	4	49
Deaths	11	1	...	1

*and number of Surgical Operations and the Geographical Distribution of
in all classes of Medical Institutions—contd.*

District.

Insein. (9)	Hanthawaddy. (10)	Pegu. (11)	Tharrawaddy. (12)	Prome. (13)	Maubin. (14)	Pyapón. (15)	Bassein. (16)	Henzada. (17)	Myaungmya. (18)	Toungoo. (19)	Salween. (20)	Thatón. (21)	Amherst. (22)
5	5	13	2	6	13	6	19	8	6	4	...	12	13
...	1	1	2
953	1312	1199	1481	1501	2043	979	2339	2770	1863	752	96	801	1074
1	1	1	...	8	2	3	4	5	2
5722	8740	7815	14146	6508	7417	5660	10811	7332	8532	7583	429	4796	9614
37	25	41	55	59	15	25	29	34	34	43	1	9	41
114	1	6	38	2	6	4
...
14	24	46	18	2	7	21	15	26	8	43	3	4	29
...	1	2	2	3	2	1	...	4	1
246	449	271	395	156	270	253	359	285	228	315	26	287	741
...	1	...	1	1	1	3
68	150	102	77	48	75	44	113	73	86	76	8	47	200
4	13	7	5	5	4	7	5	4	7	5	...	1	6
4204	6430	10808	8522	6226	6952	4845	5877	8925	6962	8184	1111	5137	12655
...	2	5	3	1	1	6	7	2	5	3	...	5	5
1224	2721	2190	2196	1992	1366	2089	2044	2102	2820	1938	222	1151	2723
...	1
86	71	192	49	3	27	17	59	55	29	58	1	25	41
...	3	...	1	1	...	3	2
3077	2069	8594	6486	2792	3964	2468	5516	6321	4042	3889	1319	1816	6240
...	...	3	1	...	1	1
7	19	37	50	2	7	3	6	3	...	3	8
...	1	1

STATEMENT D.—*The number of Beds, number of In-door and Out-door Patients, Infectious and Other Diseases treated*

Diseases.	Name of							
	Tavoy.	Mergui.	Mandalay.	Kyaukse.	Meiktila.	Yamethin.	Myingyan.	Bhamo.
(1)	(23)	(24)	(25)	(26)	(27)	(28)	(29)	(30)
83. Stone in the bladder—								
Total treated	13	5	3	7	3	2
Deaths	1
84. Other diseases of the urinary organs excluding tumours—								
Total treated	312	259	1697	338	611	948	513	265
Deaths	6	1	5	1	...	2
85. Injuries, general and local—								
Total treated	4190	4196	11007	3510	9344	13105	5351	3490
Deaths	50	26	46	9	18	33	27	4
86. Opium poisoning—								
Total treated	1	3	6	2	...	1	...	3
Deaths	2	2
87. Other poisoning—								
Total treated	7	11	36	5	13	13	16	8
Deaths	1	1	4	2	...
88. Labour normal—								
Total treated	53	608	1318	208	294	308	164	74
Deaths	2
89. Labour abnormal—								
Total treated	17	32	255	36	38	45	49	23
Deaths	5	2	15	2	4	7	9	2
90. Diseases of the respiratory system other than Pneumonia and tuberculosis—								
Total treated	2516	5625	15699	4001	5699	9504	2908	5020
Deaths	15	1	11	...	1
91. Diseases of teeth and gums excluding tumours—								
Total treated	460	1016	3579	1511	2128	3341	1077	1025
Deaths
92. Gastric ulcer—								
Total treated	11	13	101	3	3	24	27	5
Deaths	5	1	...	2
93. Other diseases of the stomach excluding tumours—								
Total treated	2263	4313	3278	2777	3665	6320	2119	833
Deaths	1
94. Duodenal ulcer—								
Total treated	1	1	30	3	...	1	6	...
Deaths	2

*and number of Surgical Operations and the Geographical Distribution of
in all classes of Medical Institutions—contd.*

District.

Myitkyina. (31)	Katha. (32)	Shwebo. (33)	Sogaing. (34)	Lower Chindwin. (35)	Upper Chindwin. (36)	Pakòkku. (37)	Thayetmyo. (38)	Minbu. (39)	Magwe. (40)	Chin Hills. (41)	Northern Shan States. (42)	Southern Shan States. (43)	Burma Rail- ways. (44)
4 ...	1 ...	9 1	16 1	10 ...	7 ...	5 ...	5	18	59 1	16 ...	1 ...
480 1	496 ...	600 ...	447 2	553 ...	395 ...	476 1	706 1	352 ...	1030 1	64 ...	1062 2	849 4	1453 ...
8198 13	3403 13	3927 21	4306 15	5398 22	4065 4	6998 11	4924 7	5547 18	9074 35	1944 ...	12323 19	6619 17	14653 ...
27 ...	2 ...	4 1	304 2	1 ...	5 ...	3	1 ...	4	32 ...	10 ...	2 ...
17 ...	4 ...	6 1	7 ...	7 ...	8 ...	3 ...	41 ...	18 ...	15 4	10 ...	13 ...	25 1	384 ...
352 ...	301 ...	139 ...	494 2	165 ...	109 ...	114 ...	105 ...	52 ...	681 ...	59 ...	1180 ...	518 ...	499 ...
33 5	31 3	55 8	41 9	42 11	7 1	20 1	24 1	26 3	105 5	4 ...	105 2	75 6	66 ...
15691 8	8573 1	3860 2	4384 3	4479 ...	9583 2	6410 ...	6189 3	4880 1	8174 3	8251 ...	18430 15	16640 1	20734 ...
2342 ...	1596 ...	1134 ...	2126 ...	1718 ...	1950 ...	1859 ...	1155 ...	1324 ...	1877 ...	710 ...	3939 ...	2670 ...	2776 ...
9 1	18 ...	5 ...	8 1	4 ...	54 ...	2 ...	18 ...	11 ...	24 2	8 ...	163 1	3 ...	146 ...
5933 1	2003 ...	2608 ...	2110 ...	2825 ...	5798 ...	1314 ...	4155 ...	3251 ...	4648 1	2282 ...	3722 1	7551 ...	7510 ...
6 1	...	3 ...	4 ...	1 ...	4	1 ...	21 3	1 ...	24 1	3 ...	15 ...

STATEMENT D.—*The number of Beds, number of In-door and Out-door Patients, Infectious and Other Diseases treated*

Diseases.	Provincial Total.		Name of				
	Treated.	Deaths.	Akyab.	Arakan Hill Tracts.	Kyaukpypu.	Sandoway.	Rangoon Town.
(1)	(2)	(3)	(4)	(5)	(6)	(7)	(8)
95. Other diseases of the intestines excluding diarrhoea, dysentery and tumours—							
Total treated	400583	...	9942	1057	8497	6089	71795
Deaths	187	12	44
96. Liver abscess—							
Total treated	310	...	2	54
Deaths	34	3
97. Other diseases of the liver—							
Total treated	8422	...	349	4	77	38	509
Deaths	103	2	1	10
98. Appendicitis—							
Total treated	976	...	8	2	2	3	560
Deaths	28	2	1	10
99. Malformations—							
Total treated	793	...	5	...	18	2	28
Deaths	7
100. Other diseases of the digestive system excluding diarrhoea, dysentery and tumours—							
Total treated	179439	...	12654	408	4335	2627	15375
Deaths	67	2	1	17
101. Diseases not yet diagnosed—							
Total treated	1774	11	331
Deaths	3
Grand Total treated ...	4322310	...	170752	8059	55182	49014	528272
Grand Total deaths	8646	303	6	22	28	1942
Surgical cases—							
Total treated	170475	...	4282	253	1190	1242	39569
Deaths	923	45	1	...	3	303

and number of Surgical Operations and the Geographical Distribution of
in all classes of Medical Institutions—contd.

District.

Insein.	Hanthawaddy.	Pegu.	Tharrawaddy.	Prome.	Maubin.	Pyapón.	Bassein.	Henzada.	Myaungmya.	Toungoo.	Salween.	Thaton.	Amherst.
(9)	(10)	(11)	(12)	(13)	(14)	(15)	(16)	(17)	(18)	(19)	(20)	(21)	(22)
5289 5	9844 5	8513 3	9263 9	6519 5	13349 4	7593 9	7946 13	7041 4	8675 9	5466 2	93 ...	5187 1	15633 8
4 ...	15 1	7 2	9 2	3 1	4 1	4 1	19 4	9 ...	8 3	3 1	9 1
157 5	255 2	124 1	332 2	137 5	106 4	277 6	130 7	401 2	244 7	1601 6	29 2	111 3	235 1
7 ...	14 ...	25 ...	6 ...	2 ...	3 2	11 ...	7 ...	10 1	14 1	16 3	4	18 ...
2 ...	13 ...	18 ...	1 ...	6 1	8 ...	8 1	5 ...	4 ...	1 ...	21 2	3 ...	16 1
2766 ...	4275 ...	4818 1	4563 3	3894 1	3742 2	1730 4	4463 1	5077 3	2560 4	5949 1	1369 ...	4503 ...	7004 ...
...	11 ...	11	2 ...	3 ...	1	5	1 ...	244 ...
77719 -179	114468 243	101618 212	156287 256	103159 239	101831 128	82026 200	108482 276	138123 152	106965 193	104626 262	17409 20	70803 80	147532 294
3542 8	5175 5	5797 16	5285 37	2814 24	4176 10	4096 21	5576 31	6426 22	4404 22	4311 22	4082 1	2215 5	4509 27

STATEMENT D.—*The number of Beds, number of In-door and Out-door Patients, Infectious and Other Diseases treated*

Diseases, (1)	Name of							
	Tavoy. (23)	Mergui. (24)	Mandalay. (25)	Kyaukse. (26)	Meiktila. (27)	Yamethin. (28)	Myingyan. (29)	Bhamo. (30)
95. Other diseases of the intestines excluding diarrhoea, dysentery and tumours—								
Total treated ...	5757	11945	10843	5228	5452	9198	3348	8911
Deaths ...	3	3	11	3	3	3
96. Liver abscess—								
Total treated ...	2	...	34	2	4	1	5	2
Deaths ...	1	...	3
97. Other diseases of the liver—								
Total treated ...	115	114	554	81	152	130	110	71
Deaths ...	3	1	5	1	...	3	1	...
98. Appendicitis—								
Total treated ...	18	4	74	1	4	7	11	9
Deaths	3	1	...
99. Malformations—								
Total treated ...	9	5	63	2	2	11	7	...
Deaths	1
100. Other diseases of the digestive system excluding diarrhoea, dysentery and tumours—								
Total treated ...	31	2418	6692	516	855	7686	849	1975
Deaths	4	3
101. Diseases not yet diagnosed—								
Total treated	3	2
Deaths
Grand Total treated ...	40473	79709	153969	53520	66326	129265	43346	56339
Grand Total deaths ...	279	197	648	60	73	156	82	61
Surgical cases—								
Total treated ...	2809	1921	10049	1326	2782	3857	1742	1262
Deaths ...	13	14	51	5	8	22	31	5

and number of Surgical Operations and the Geographical Distribution of
in all classes of Medical Institutions—concl'd.

District.

Myitkyina. (31)	Katha. (32)	Shwebo. (33)	Sagaing. (34)	Lower Chindwin. (35)	Upper Chindwin. (36)	Pakokee. (37)	Thayetmyo. (38)	Minbu. (39)	Magwe. (40)	Chin Hills. (41)	Northern Shan States. (42)	Southern Shan States. (43)	Burma Rail- ways. (44)
18741 3	6396 3	4015 ...	3887 3	5572 2	7986 ...	3640 ...	6324 4	3691 ...	7001 3	2866 ...	26352 5	15949 5	19690 ...
5 1	5 1	4 1	2 ...	8 ...	6 1	2 ...	3	41 1	3 ...	25 2	4 3	2 ...
187 2	119 2	68 ...	82 1	85 3	96 2	69 1	117 1	82 1	106 1	45 ...	359 4	236 5	328 ...
9 1	4 ...	1 1	2 ...	3 ...	6 ...	7 ...	5	5 ...	1 ...	53 1	16 1	24 ...
9	11 ...	475 ...	2	10 ...	2 ...	4	15 1	7
2329 3	7545 ...	999 4	1205 ...	2948 ...	5048 1	4869 ...	2926 ...	2612 1	3520 ...	4412 1	6562 8	8240 2	13090 ...
230	4 ...	6 ...	9 ...	9	8	643 ...	1 1	25 2	3 ...	211 ...
146521	85326	47964	51127	66238	106188	70651	69416	54980	86629	102581	210395	161704	197316
265	94	103	70	61	74	40	59	58	176	25	618	417	25
3178 19	1776 9	2778 24	1836 23	1961 17	1625 2	1897 3	2683 9	1636 11	3168 21	1455 ...	7550 17	4240 16

STATEMENT E.—Surgical Operations performed in the State-Public, Local Fund and Private-aided Hospitals and Dispensaries during the year 1939.

Class of operation. (1)	Nature of operations. (2)	Number of patients remaining from last year. (3)	Number of operations performed during the year.			Number of patients operated on in columns (4) to (6). (7)	Result of operations on patients.				Number of patients remaining at the close of the year. (12)
			Principal. (4)	Secondary. (5)	Total. (6)		Cured. (8)	Relieved. (9)	Discharged otherwise. (10)	Died. (11)	
Operations on Tumours.*	Removal by excision or other methods.	14	746	3	749	746	48	672	22	9	9
	Radium treatment	97	22	119	97	40	38	9	3	7
	Other operations	14	...	14	14	...	14
	Total ...	14	857	25	882	857	88	724	31	12	16
Operations on Cysts.*	Removal by enucleation or excision	5	990	5	995	990	33	949	6	2	5
	Incision, drainage, etc.	34	...	34	34	...	34
	Total ...	5	1024	5	1029	1024	33	983	6	2	5
Operations on Abscesses.*	For acute abscess—Incision	131	17126	244	17370	17126	324	16838	21	11	63
	For chronic abscess—Incision and drainage	32	2028	78	2106	2028	68	1915	19	33	25
	Other operations ...	1	53	2	55	53	2	52
	Total ...	164	19207	324	19531	19207	394	18805	40	44	88
Removal of Foreign Bodies.	From the natural passages (excluding the external ear and urethra). Impacted or embedded (except in the eyeball).	...	994	7	1001	994	5	978	2	4	5
	Total ...	5	1525	...	1525	1525	4	1521	1	1	3
	Total ...	5	2519	7	2526	2519	9	2499	3	5	8

	...	6	382	3	385	382	377	3	2	5	1
Operations on Arteries.	Ligature	382	3	385	382	377	3	2	5	1
	Other operations	43	...	43	43	40	2	1
	Total	6	425	3	428	425	417	3	2	7	2
Operations for Aneurysm.	Ligature and excision of sac	6	...	6	6	4	1	...	1	...
	Ligature of artery	11	...	11	11	4	1	1	...	5
	Other operations	88	...	88	88	88
	Total	...	105	...	105	105	96	2	1	1	5
Operations on Veins.	Ligature ...	3	70	...	70	70	71	...	1	1	...
	Transfusion of blood	97	...	97	97	78	9	2	8	...
	For varix— Excision or ligature
	Injection of sclerosing fluids ...	5	1665	1673	3338	1665	1615	47	8
	Other operations ...	320	39010	18252	57262	39010	35152	3809	211	13	145
	Total	328	40842	19925	60767	40842	36916	3865	214	22	153
Operations on Lymphatics.	Removal of glands (except from neck)— By excision ...	37	1939	15	1954	1939	1889	51	9	3	24
	By curetting ...	2	443	10	453	443	425	11	3	1	5
	Other operations ...	5	133	5	138	133	132	2	2	...	2
	Total	44	2515	30	2545	2515	2446	64	14	4	31
Operations on Nerves.	21	...	21	21	17	2	1	...	1
	Total	...	21	...	21	21	17	2	1	...	1

* Except those mentioned under individual structures.

STATEMENT E.—Surgical Operations performed in the State-Public, Local Fund and Private-aided Hospitals and Dispensaries during the year 1939—contd.

Class of operation. (1)	Nature of operations. (2)	Number of patients remaining from last year. (3)	Number of operations performed during the year.			Number of patients operated on in columns (4) to (6). (7)	Result of operations on patients.				Number of patients remaining at the close of the year. (12)	
			Principal. (4)	Secondary. (5)	Total. (6)		Cured. (8)	Relieved. (9)	Discharged otherwise. (10)	Died. (11)		
Operations on the Skin and Subcutaneous Tissues.	Plastic operations (except on face, lips and generative organs).	5	116	2	118	116	2	116	116	2	...	3
	Repair of wounds ...	59	3701	22	3723	3701	136	3487	3487	136	43	78
	Skin grafting	45	5	50	45	3	36	36	3	5	1
	Sacrificiation ...	1	6	...	6	6	...	7	7
	Curetting	19	2	21	19	2	16	16	2	...	1
	Cauterization	15	...	15	15	4	11	11	4
	Removal of—											
	Ulcers ...	2	273	4	277	273	5	264	264	5	...	6
	Sloughing tissues ...	3	235	5	240	235	8	225	225	8	3	2
	Sinuses ...	10	442	45	487	442	39	396	396	39	4	10
	Carbuncles ...	6	178	4	182	178	18	152	152	18	3	5
	Other tissues ...	1	315	1	316	315	14	292	292	14	7	2
	Incision for cellulitis—	...	1386	12	1398	1386	40	1306	1306	40	11	22
	Other operations ...	30	813	4	817	813	7	834	834	7	...	2
	Total ...	117	7544	106	7650	7544	278	7142	7142	278	64	132

	6	54	1	55	54	57	2	1
Operations on Bones (excluding Amputation).										
Osteotomy, osteoclasis ...	96	2262	46	2308	2262	2131	103	28	13	83
Wiring, plating or otherwise uniting fractured bones.	16	526	47	573	526	479	34	9	8	12
Removal of sequestra ...	10	186	6	192	186	177	5	1	3	10
Other operations ...	128	3028	100	3128	3028	2844	144	38	24	106
Total										
Operations on Joints (excluding Disarticulation).										
Reduction of dislocation—	3	65	1	66	65	65	3
Lower jaw	122	2	124	122	118	3	1
Shoulder	135	...	135	135	127	4	1	...	3
Elbow	41	...	41	41	36	2	2	...	1
Hip ...	5	15	3	18	15	15	3	2
Knee	83	1	84	83	75	4	2	...	2
Other joints ...	1	97	17	114	97	83	9	2	1	3
Tapping or aspiration with or without irrigation.	...	17	...	17	17	15	1	1
Arthrectomy or erosion ...	7	26	2	28	26	26	4	...	1	2
Arthrotomy with or without irrigation.	3	53	1	54	53	49	5	1	...	1
Other operations ...	19	654	27	681	654	609	38	12	2	12
Total										
Operations on Muscles, Tendons Bursae and Fasciae.										
Tenotomy	12	...	12	12	12
Union of a divided muscle or tendon	28	901	2	903	901	862	36	6	8	17
Incision or removal of inflamed bursae.	...	16	...	16	16	16
Other operations	81	...	81	81	77	4
Total	28	1010	2	1012	1010	967	40	6	8	17

STATEMENT E.—Surgical Operations performed in the State-Public, Local Fund and Private-aided Hospitals and Dispensaries during the year 1939—contd.

Class of operation. (1)	Nature of operations. (2)	Number of patients remaining from last year. (3)	Number of operations performed during the year.			Number of patients operated on in columns (4) to (6). (7)	Result of operations on patients.				Number of patients remaining at the close of the year. (12)
			Principal. (4)	Secondary. (5)	Total. (6)		Cured. (8)	Relieved. (9)	Discharged otherwise. (10)	Died. (11)	
Amputations and Disarticulations.	Shoulder	...	5	...	5	5	3	1	...	1	...
	Arm	3	52	...	52	52	41	2	1	4	7
	Elbow	...	3	...	3	3	3
	Forearm	2	38	...	38	38	34	1	...	2	3
	Wrist and hand	2	84	...	84	84	77	4	1	2	2
	Hip	...	1	...	1	1	1
	Thigh	2	45	2	47	45	31	2	...	10	4
	Knee	1	9	...	9	9	8	1	1
	Leg	2	32	...	32	32	23	3	1	5	2
	Ankle and foot	1	40	4	44	40	31	9	1
	Other amputations	9	260	3	263	260	243	17	2	...	7
	Total	22	569	9	578	569	495	40	7	24	25
	Operations on the Skull.	Trephining	9	200	2	202	200	139	8	3	52
Elevation of depressed bone, with or without trephining.		8	205	1	206	205	166	5	2	30	10
Other operations		...	93	...	93	93	81	4	...	4	4
Total		17	498	3	501	498	386	17	5	86	21

Operations on the Brain and Meninges.	For abscess, tumour or cyst	...	11	...	11	11	5	...	6	...
	Other operations	...	3	...	3	3	3
	Total	...	14	...	14	14	8	...	6	...
Operations on the Spine, Spinal Cord and Meninges.	Lumbar puncture	2	809	45	854	809	635	25	118	2
	Other operations	...	7	...	7	7	6	...	1	...
	Total	2	816	45	861	816	641	25	118	2
Operations on the Face.	For hare-lip	...	141	...	141	141	123	7	6	4
	Other plastic operation on face and lips.	...	59	3	62	59	58	1
	Other operations	...	45	...	45	45	42	3
	Total	...	245	3	248	245	223	10	6	5
Operations on the Salivary Glands.	4	...	4	4	4
	Total	...	4	...	4	4	4
Operations on the Eyelids.	For entropion	5	330	55	385	330	327	5	...	3
	For trachoma	6	159	3	162	159	158	5	2	1
	For removal of new growth or cyst	2	104	1	105	104	96	3	4	3
	Other operations	...	121	1	122	121	117	2	2	...
	Total	13	714	60	774	714	698	15	8	6
Operations on the Lachrymal Apparatus.	On the lachrymal gland	...	4	...	4	4	3	1
	On the punctum lachrymale and canaliculus.	...	7	...	7	7	7
	On the lachrymal sac and nasal duct	...	35	2	37	35	34	1
	Total	...	46	2	48	46	44	2

STATEMENT E.—Surgical Operations performed in the State-Public, Local Fund and Private-aided Hospitals and Dispensaries during the year 1939—contd.

(1) Class of operation.	(2) Nature of operations.	(3) Number of patients remaining from last year.	(4) Number of operations performed during the year.			(7) Number of patients operated on in columns (4) to (6).	(8) Result of operations on patients.				(12) Number of patients remaining at the close of the year.
			(4) Principal.	(5) Secondary.	(6) Total.		(8) Cured.	(9) Relieved.	(10) Discharged otherwise.	(11) Died.	
Operations on the Eyeball and Ocular Conjunctiva.	Sub-conjunctival injection	6	208	4	212	208	187	11	4	...	12
	For pterygium	...	85	...	85	85	82	1	1	...	1
	Paracentesis of cornea	...	54	...	54	54	51	2	1
	Corneal section or cauterization	...	86	...	86	86	49	12	7	...	18
	For prolapsed iris	...	6	...	6	6	4	1	1
	Iridectomy	...	168	...	168	168	153	9	6
	Sclero-corneal trephining	...	38	2	40	38	37	1
	Needling of lens or capsule	...	88	4	92	88	83	4	1
	Extraction of lens— In capsule with iridectomy	106	...	106	93	6	4	...	3
	In capsule without iridectomy	48	...	48	45	2	1
	With capsulotomy and iridectomy.	...	3	224	1	225	224	222	1	1	3
	With capsulotomy and no iridectomy.	...	9	57	...	57	57	58	8
	Extraction of foreign bodies	433	...	433	433	433
	Evisceration	...	2	60	...	60	60	56	2	2	2
	Enucleation	80	...	80	80	74	4	...	2

	...	65	...	65	65	7	2	...
Other operations	65	...	65	65	7	2	...
Total	20	1806	11	1817	1806	71	30	42
Orbital operations								
For strabismus	7	...	7	7	2
For new growth	7	1	8	7	1
Other operations	1	...	1	1
Total	...	15	1	16	15	3
Operations within the Mouth and on the Nasopharynx.								
For new growth (excluding cancer of tongue).	...	18	...	18	18	3
For cleft palate	15	...	15	15	3	2	1
Removal of shortening of uvula	38	...	38	38
Removal of tonsils ...	7	397	...	397	397	1	...	13
Removal of tonsils and of adenoids	...	431	...	431	431	1	...	10
Incision of tonsillar or peritonsillar abscess.	...	114	...	114	114	2	...	1
Incision of retropharyngeal abscess	...	11	...	11	11	2
Excision of tongue, partial or complete.	...	26	...	26	26
For ranula	36	1	37	36
Dental operations—								
Extraction ...	2	28303	42	28345	28303	20
Filling	46	...	46	46
Scaling	63	...	63	63	50
Other dental operations ...	1	520	...	520	520	1
Other operations ...	1	743	...	743	743	1	...	1
Total	11	30761	43	30804	30761	84	2	26

STATEMENT E.—Surgical Operations performed in the State-Public, Local Fund and Private-aided Hospitals and Dispensaries during the year 1939—contd.

Class of operation. (1)	Nature of operations. (2)	Number of patients remaining from last year. (3)	Number of operations performed during the year.			Number of patients operated on in columns (4) to (6). (7)	Result of operations on patients.				Number of patients remaining at the close of the year. (12)	
			Principal. (4)	Secondary. (5)	Total. (6)		Cured. (8)	Relieved. (9)	Discharged otherwise. (10)	Died. (11)		
Operations on the Nasal Cavities and Accessory Sinuses.	On nasal septum	...	26	...	26	26	26
	On turbinate bone	...	283	9	292	283
	Removal of polypus or benign new growth.	...	139	3	142	139	7	2
	Operations on accessory sinuses	...	109	2	111	109	3
	Other operations	...	65	...	65	65	2
	Total	...	622	14	636	618	12	2
Operations on the Ear and Mastoid Process.	Removal of foreign body	...	517	...	517	517	8	1
	Incision of membrana tympani	...	15	...	15	15	15
	Operations on mastoid antrum—											
	Simple	...	51	...	51	51	47	1	1	3
	Radical	...	30	...	30	30	31	1
	Plastic operations	...	76	1	77	76	75	1
	Other operations	...	129	5	134	129	129	1
	Total	...	818	6	824	818	805	10	1	6

Operations on the Larynx, Trachea and Bronchi.	Tracheotomy ...	2	18	...	18	18	10	1	1	1	6	2
	Removal of foreign body	10	...	10	10	10
	Other operations	2	...	2	2	2
	Total ...	2	30	...	30	30	22	1	1	1	6	2
Operations on the Thyroid and Parathyroid Glands.	Partial removal of gland, or removal of cyst or tumour.	1	64	4	68	64	60	1	4	...
	Other operations
	Total ...	1	64	4	68	64	60	1	4	...
Operations on the Neck.	Excision of glands ...	2	52	2	54	52	45	7	1	1	1	...
	Other operations ...	1	26	...	26	26	27
	Total ...	3	78	2	80	78	72	7	1	1	1	...
Operations on the Oesophagus.	Removal of foreign body	42	...	42	42	41	1
	Other operations	9	...	9	9	7	1	1	1
	Total	51	...	51	51	48	2	1	1
Operations on the Breast.	Excision of breast—Simple and partial	32	...	32	32	29	1	2
	Radical, with lymphatics ...	2	59	1	60	59	51	5	2	2	3	...
	Removal of cyst or new growth	44	...	44	44	42	2
	Other operations ...	4	340	8	348	340	325	14	5
	Total ...	6	475	9	484	475	447	22	2	2	3	7

STATEMENT E.—Surgical Operations performed in the State-Public, Local Fund and Private-aided Hospitals and Dispensaries during the year 1939—contd.

Class of operation. (1)	Nature of operations* (2)	Number of operations performed during the year.			Number of patients remaining from last year. (3)	Number of patients operated on in columns (4) to (6). (7)	Result of operations on patients.				Number of patients remaining at the close of the year. (12)
		Principal. (4)	Secondary. (5)	Total. (6)			Cured. (8)	Relieved. (9)	Discharged otherwise. (10)	Died. (11)	
Operations on the Thorax and its contents.	Paracentesis of pleural cavity ...	9	33	151	118	118	104	17	1	2	3
	Incision and drainage of pleural cavity.	3	5	43	38	38	24	6	...	6	5
	Artificial pneumo-thorax ...	30	1004	1166	162	162	142	18	9	...	23
	Other operations ...	2	...	25	25	25	23	3	1
	Total ...	44	1042	1385	343	343	293	44	10	8	32
Operations on the Abdominal Wall and Cavity.	For inguinal hernia— For radical cure ...	40	...	916	916	916	875	29	11	12	29
	For strangulation ...	11	...	191	191	191	155	9	5	30	3
	For other forms of hernia ...	1	1	10	9	9	6	1	...	3	...
	Paracentesis abdominis ...	10	192	560	368	368	106	244	11	10	7
	Incision and drainage of peritoneal cavity. Exploratory laparotomy ...	1	1	56	55	55	24	4	2	25	1
Other operations ...	3	4	179	175	175	90	11	4	65	8	
Total ...	3	8	60	52	52	41	5	...	8	1	
		69	206	1972	1766	1766	1297	303	33	153	49

Operations on the Stomach.	...	34	2	36	34	29	5
Lavage
Gastro-enterostomy	...	11	...	115	115	90	5	4	14	13
Partial gastrectomy with anastomosis.	8	8	6	1	1
Other operations	26	26	14	...	1	8	3
Total	...	11	2	185	183	139	10	5	23	17
Operations on the Intestines.	...	27	1	412	411	355	18	15	30	20
Appendicectomy	...	3	...	36	36	26	...	1	10	2
Opening of appendicular or other abscess.	...	2	1	23	22	9	2	1	10	2
Cæcostomy, colostomy	24	24	13	1	1	9	...
Intestinal anastomosis	12	12	2	3	...	7	...
Reduction of internal hernia, intussusception, or volvulus, with or without resection of gut.	...	1	...	62	62	25	35	3
Suture for perforation or wound of gut.	...	1	2	19	17	14	1	...	3	...
Other operations
Total	...	34	4	588	584	444	25	18	104	27
Operations on the Rectum and Anus.	...	14	10	396	386	362	10	6	...	22
For hæmorrhoids
Incision or excision of—	42	42	38	2	1	...	1
Anal fissure	...	6	2	238	236	211	14	2	...	15
Fistula in ano	...	5	2	162	160	148	7	2	1	7
Incision of ischio-rectal abscess	...	2	...	35	35	26	6	3	...	2
For prolapse of rectum	4	3	3	1	...
Operations for congenital malformation.
Excision of rectum	10	10	7	1	2

STATEMENT E.—Surgical Operations performed in the State-Public, Local Fund and Private-aided Hospitals and Dispensaries during the year 1939—contd.

(1) Class of operation.	(2) Nature of operations.	(3) Number of patients remaining from last year.	(4) Number of operations performed during the year.			(7) Number of patients operated on in columns (4) to (6).	(8) Result of operations on patients.				(12) Number of patients remaining at the close of the year.
			(4) Principal.	(5) Secondary.	(6) Total.		(8) Cured.	(9) Relieved.	(10) Discharged otherwise.	(11) Died.	
Operations on the Rectum and Anus— <i>concl'd.</i>	Sigmoidoscopy	...	24	...	24	24	21	1	2
	Removal of new growth	...	6	...	6	6	6
	Incision of imperforate anus	...	69	...	69	69	48	3	...	16	1
	Other operations	...	49	5	54	49	45	3	...	1	...
	Total	27	1021	19	1,040	1,021	915	47	15	19	52
Operations on the liver, gall-bladder and bile ducts.	Exploratory puncture	...	21	3	24	21	16	4	1
	Incision of abscess or cyst	8	46	1	47	46	38	3	5	7	1
	Paracentesis of abscess or cyst	2	42	7	49	42	33	8	1	2	...
	Cholecystotomy	...	5	...	5	5	3	1	1
	Cholecystectomy	3	29	...	29	29	24	1	3	2	2
	Other operations	...	7	12	19	7	3	14	...
	Total	13	150	23	173	150	117	16	10	16	4
Operations on the pancreas.
	Total
Operations on the spleen.	6	...	6	6	1	4	1
	Total	...	6	...	6	6	1	4	1
Operations on the Kidneys and Ureters.	Nephrotomy and nephro-lithotomy	1	3	...	3	3	4
	Nephrectomy	1	4	...	4	4	1	2

	1	11	...	11	11	6	1	...	3	2
Other operations	11	...	11	11	6	1	...	3	2
Total ...	3	18	...	18	18	11	2	1	3	4
Operations on the Bladder.										
Cystoscopy ...	2	96	8	104	96	73	13	8	1	3
Introduction of catheter of sound...	...	455	332	787	455	416	36	3
Puncture ...	3	11	3	14	11	10	3	...	1	...
Cystotomy, cystostomy ...	4	63	4	67	63	51	4	3	6	3
Lithotomy,—supra-pubic ...	1	74	1	75	74	64	1	2	5	3
Litholapaxy	4	1	5	4	4
Other operations	7	6	13	7	2	1	1	3	...
Total ...	10	710	355	1065	710	620	58	17	16	9
Operations on the Prostate.										
Prostatectomy ...	3	11	3	14	11	8	2	2	1	1
Other operations	1	...	1	1	1
Total ...	3	12	3	15	12	9	2	2	1	1
Operations on the Urethra.										
Dilatation of stricture ...	11	393	106	499	393	308	67	7	4	18
Urethrotomy ...	1	32	...	32	32	27	3	...	1	2
Removal of calculus or foreign body	83	3	86	83	79	3	1
Other operations ...	1	150	1	151	150	140	5	5	1	...
Total ...	13	658	110	768	658	554	78	12	6	21
Operations on the Male Generative Organs.										
Circumcision ...	15	1006	...	1006	1006	992	13	2	...	14
For paraphimosis and phimosis ...	9	591	3	594	591	585	6	2	...	7
Amputation of penis, partial or complete.	1	65	...	65	65	59	2	1	2	2
Puncture or incision of tunica vaginalis for hydrocele or haematocele.	...	101	...	101	101	71	27	3

STATEMENT E.—Surgical Operations performed in the State-Public, Local Fund and Private-aided Hospitals and Dispensaries during the year 1939—contd.

(1) Class of operation.	(2) Nature of operations.	(3) Number of patients remaining from last year.			(4) Number of operations performed during the year.			(7) Number of patients operated on in columns (4) to (6).	(8) Result of operations on patients.				(12) Number of patients remaining at the close of the year.
		(3) Principal.	(5) Secondary.	(6) Total.	(8) Cured.	(9) Relieved.	(10) Discharged otherwise.		(11) Died.				
Operations on the Male Generative Organs— <i>concl'd.</i>	For varicocele ...	1	...	21	...	21	21	22
	Radical cure of hydrocele ...	47	20	1995	20	2015	1995	1947	23	4	4	64	...
	Excision of elephantoid scrotum and or penis.	2	...	53	...	53	53	39	3	1	2	10	...
	Removal of testis ...	1	...	60	...	60	60	52	3	2	2	2	...
	Other operations	4	105	4	109	105	97	4	1	2	1	...
	Total ...	76	27	3997	27	4024	3997	3864	81	13	12	103	...
Operations on the Female Generative Organs.	Operations on the uterine of adnexa—	5	1	108	1	109	108	91	3	1	12	6	...
	For ovarian cyst on tumour ...	1	...	12	...	12	12	7	...	4	2
	For ectopic gestation ...	1	...	116	...	116	116	99	1	...	6	11	...
	For pyosalpinx or salpingitis ...	1	...	2	...	2	2	3
	Salpingostomy ...	4	...	29	...	29	29	32	1	...
	Ligature, division, partial or total excision of fallopian tubes for production of sterility.	1	...	40	...	40	40	32	8	1	...
	Tubal inflation	8	...	8	8	7	1
	Ventrisuspension (Gilliam's operations).	8	...	8	8	7	1

Other operations ...	73	2	75	73	70	3
Abdominal operations on the uterus—									
Radical Hysterectomy. (Wertheim's)	4	...	4	4	2	1
Total hysterectomy with or without removal of adnexa.	48	...	48	48	44	1
Sub-total hysterectomy, with or without removal of adnexa.	30	...	30	30	25	3
Myomectomy ...	8	...	8	8	12
Ventrifixation ...	5	...	5	5	5
Other operations ...	5	...	5	5	2	3	...
Vaginal operations on the uterus—									
Curetage, with or without dilatation of the cervix.	527	3	530	527	483	...	7	6	2
Removal of polypus or fibroid	33	...	33	33	31	1	1
Hysterectomy ...	12	...	12	12	12
Replacement of inverted or prolapsed uterus.	10	...	10	10	11
Other operations ...	41	...	41	41	39	1	2
Operations on the cervix uteri—									
Dilatation ...	12	...	12	12	8	...	1	...	1
Plastic operations, including amputation.	55	...	55	55	56	1	1
Other operations ...	68	...	68	68	30	...	10	1	3
Operations on the vagina and perineum—									
Anterior colporrhaphy, with or without amputation of the cervix.	48	...	48	48	51

STATEMENT E.—Surgical Operations performed in the State-Public, Local Fund and Private-aided Hospitals and Dispensaries during the year 1939—concl'd.

Class of operation. (1)	Nature of operations. (2)	Number of patients remaining from last year. (3)	Number of operations performed during the year.			Number of patients operated on in columns (4) to (6). (7)	Result of operations on patients.				Number of patients remaining at the close of the year. (12)	
			Principal. (4)	Secondary. (5)	Total. (6)		Cured. (8)	Relieved. (9)	Discharged otherwise. (10)	Died. (11)		
Operations on the Female Genitive Organs— <i>concl'd.</i>	Perineorrhaphy, with or without posterior colporrhaphy.	4	75	1	76	75	78	1
	Excision or repair of fistulae ...	1	12	1	13	12	9	1	3
	Other operations	60	4	64	60	56	2	...	1	...	1
	Total ...	39	1441	12	1453	1441	1295	78	22	45	40	...
Obstetric operations.	Induction of abortion	41	...	41	41	37	1	...	1	2	...
	Evacuation of pregnant uterus ...	6	623	16	639	623	547	6	62	10	4	...
	Induction of premature labour ...	3	95	...	95	95	67	3	25	3
	Version, podalic or cephalic— Bipolar	85	...	85	85	46	2	29	7	1	...
	Internal ...	1	56	...	56	56	42	...	1	13	1	...
	Internal with extraction of foetus.	4	90	...	90	90	88	...	1	4	1	...
	Podalic extraction	26	...	26	26	25	1
	Application of forceps ...	12	596	1	597	596	532	14	19	36	7	...
	Manual of instrumental rotation of foetal head with or without extraction.	31	...	31	21	2	7	1

Pulling down of foetal leg, with or without version.	1	52	...	52	35	...	12	6	...
Plugging of vagina	126	...	126	95	...	19	12	...
Craniotomy, with extraction of foetus.	2	88	...	88	66	1	...	21	2
Evisceration, decapitation, etc.	37	...	37	21	1	3	10	2
Caesarean section—									
Classical ...	2	24	...	24	15	11	...
Lower segment ...	2	23	...	23	21	3	1
Other varieties	7	...	7	5	2	...
Episiotomy ...	2	277	...	277	219	11	48	...	1
Manual removal of placenta	226	1	227	186	2	16	19	3
Immediate suture of torn perineum	8	576	...	576	519	15	49	...	1
Immediate suture of torn cervix ...	2	45	...	45	32	3	12
Other operations ...	7	220	1	221	214	5	6	2	...
Total ...	52	3344	19	3363	2833	66	309	162	26
GRAND TOTAL, 1939 ...	1353	131610	22588	154198	123773	6090	1063	931	1104

STATEMENT F.—Showing the Income and Expenditure of State-Public, Local year

Name of Hospital or Dispensary.	Income.							Salaries.		
	Cash balance.	Contributions		Fees and contributions from patients.	Funds collected by hospital committees, charitable contributions and donations.	Miscellaneous, including interest on investments, sale of securities, etc.	Total receipts.	Medical Officers.	Nurses.	Inferior servants.
		From Government.	From Local and Municipal bodies.							
(1)	(2)	(3)	(4)	(5)	(6)	(7)	(8)	(9)	(10)	(11)
LOWER BURMA.	Rs.	Rs.	Rs.	Rs.	Rs.	Rs.	Rs.	Rs.	Rs.	Rs.
Akyab—										
Akyab ...	15877	31686	51841	6501	1558	6562	114025	20785	18357	20512
Maungdaw ...	1717	2400	16747	...	376	...	21240	2400	...	1306
Buthidaung ...	2592	2659	2000	...	208	...	7459	2659	...	854
Rathedaung ...	1581	2047	3628	...	147	13	7416	2047	...	1494
Myohaung ...	2284	3566	5166	...	259	...	11275	3566	...	1610
Pauktaw ...	274	1011	1520	...	150	...	2955	1011	...	832
Minbya ...	4941	2751	3498	...	124	1077	12391	2506	...	1396
Kyauktaw ...	978	2237	4300	...	262	...	7777	2237	...	1648
Ponnagyun ...	1593	960	979	...	66	...	3598	960	...	342
Paletwa ...	813	9777	161	29	10780	5422	...	1514
Kyaukpyu—										
Kyaukpyu ...	2807	10273	5486	309	585	43	1903	8675	174	3688
Ramree	4169	510	...	156	...	4835	2833	...	1123
Cheduba	2848	255	...	75	...	3178	1512	...	890
Sandoway—										
Sandoway ...	7934	13252	5288	...	922	622	28018	12208	1100	2943
Taungup ...	1973	1008	2000	...	361	...	5342	1008	...	900
Gwa ...	2131	1144	2249	...	250	...	5774	1144	...	1164
Rangoon—										
Rangoon General Hospital.	495	881076	...	189921	17707	5170	1094369	266823	171206	129958
Contagious Diseases Hospital, Rangoon.	...	40000	55417	95417	29220	23088	21793
Municipal Observation Hospital, Rangoon.	3627	3627	2869
Theinbyu Dispensary	20418	20418	9223	...	3247
Kanaungto Dispensary	4623	4623	1134	...	1964
Forest Road Dispensary	10605	10605	4615	...	3442
Bagaya Female Dispensary.	6510	6510	2475	...	2324
Government Male Dispensary, Pazundaung.	1342	6638	44	26	8050	5144	...	516
Dalla Dispensary	4498	4498	1991	...	1168
Government Female Dispensary.	833	9511	110	15	10469	5511	1840	756
Rangoon Leper Asylum	1077	10500	33762	852	7950	483	54624	...	1200	9504
Government Civil Dispensary, Kemmendine	975	7190	156	19	8340	3966	...	2007
Ranakrishna Mission Sevasram, Rangoon.	10728	15000	15200	...	73122	379	114429	8478	3345	5786
Dufferin Hospital ...	10617	327550	...	120644	3408	5532	467751	81444	70003	45898
Bishop Bigandet Home, Kemmendine.	20540	45000	6000	...	156	69	71765	...	8400	4600
Tamwe Dispensary	7914	7914	3105	...	2520
Tuberculosis Dispensary	19347	19347	3782	3329	5359

Fund and Private-Aided Hospitals and Dispensaries in Burma during the 1939.

Expenditure.								Average cost of diet per in-patient.		
Medicines.	Diet.	Apparatus (repairs and renewals).	New buildings, additions to apparatus and other capital expenditure.	Repairs to buildings.	Miscellaneous charges.	Total expenditure.	Closing balance including investments, deposits, etc.			
(12)	(13)	(14)	(15)	(16)	(17)	(18)	(19)	(20)		
Rs.	Rs.	Rs.	Rs.	Rs.	Rs.	Rs.	Rs.	Rs.		
9266	8462	1429	..	4014	12017	94842	19183	0	4	0
1460	607	192	510	6475	14765	0	6	3
847	387	34	786	5567	1892	0	5	0
920	371	145	...	24	766	5767	1649	0	5	0
1695	1222	795	1193	10081	1194	0	8	0
383	310	102	2638	317	...		
871	472	17	2442	7704	4687	0	2	0
1279	909	186	575	6834	943	0	3	6
413	241	265	2221	1377	...		
910	612	71	...	867	594	9990	790	0	5	0
1902	454	163	...	183	1271	16510	2993	0	3	0
676	30	48	125	4835	...	0	3	0
699	77	3178		
2253	420	191	607	19722	8296	0	3	8
604	37	490	3039	2303	0	0	6
600	80	519	256	3763	2011	0	0	9
36165	128056	1320	4767	31116	120135	889546	204823	{ 2 4 3 P.R. 0 11 5 P.W. 0 5 8 F.W.		
3438	8599	...	2200	942	6137	95417		
..	186	572	3627		
3399	44	4505	20418		
1144	84	297	4623		
1815	133	69	531	10605		
1217	40	454	6510		
599	251	128	6638	1412	...		
992	50	297	4498		
957	127	316	9507	962	...		
2638	28476	648	6990	3145	1410	54011	613	...		
1133	142	7248	1092	...		
7689	13650	1982	41714	592	20465	103701	10728	0	4	3
23460	27063	...	3835	6310	84477	342490	125261	0	7	0
1044	29142	364	1288	...	4053	48891	22874	0	9	6
931	19	1338	7914		
1578	201	5098	19347		

STATEMENT F.—Showing the Income and Expenditure of State-Public, Local
year 1939

Name of Hospital or Dispensary. (1)	Income.							Salaries.		
	Cash balance. (2)	Contributions		Fees and contributions from patients. (5)	Funds collected by hospital committees, charitable contributions and donations. (6)	Miscellaneous, including interest on investments, sale of securities, etc. (7)	Total receipts. (8)	Medical Officers. (9)	Nurses. (10)	Inferior servants. (11)
		From Government. (3)	From Local and Municipal bodies. (4)							
	Rs.	Rs.	Rs.	Rs.	Rs.	Rs.	Rs.	Rs.	Rs.	
LOWER BURMA—										
<i>contd.</i>										
Hanthawaddy—										
Twante ...	8129	2544	6273	...	261	...	17207	2544	727	1635
Kungyangôn ...	2633	2757	6626	...	297	...	12313	2757	779	1818
Kyauktan ...	1531	2416	6355	...	209	...	10511	2416	667	1614
Syriam ...	28282	7853	40490	3693	22538	2973	105829	8453	22916	13506
Thongwa ...	14682	2475	6087	...	3050	74	26368	2200	990	2268
Kayan ...	22404	3705	5916	...	142	...	32167	3705	840	1886
Taikkkyi ...	10346	3034	13000	...	1415	287	28082	3034	2070	3000
Travelling Dispensary, Zibyubin, Kayan Township, Yokhaunggyaung	4761	4761	1913
Yokhaunggyaung	2060	2400	4460	2060	...	644
Insein District—										
Hlegu ...	21887	3375	10850	...	348	397	36857	3375	1200	2918
Insein ...	73443	9298	24874	1155	1526	2184	112480	5543	4740	6155
Tantabin ...	111	660	771	660
Pegu District—										
Pegu ...	25539	18645	28027	1790	13151	11704	98856	13215	5509	10255
Nyaunglebin ...	3149	6610	9985	388	642	393	21167	5185	1374	4667
Kawa ...	1899	2703	6000	...	101	...	10703	2703	698	1848
Kyauktaga ...	3095	2973	6950	234	829	82	14163	2973	805	2643
Zaungtu ...	3111	1500	4070	...	157	36	8874	1500	...	880
Tharrawaddy—										
Tharrawaddy ...	6880	13263	14917	1078	771	1022	37931	5465	2751	5411
Monyo ...	16892	2080	9255	...	160	12	28399	2080	...	2381
Gyobingauk ...	31434	8128	9860	...	363	287	50072	3565	853	4061
Thônzè ...	1574	...	3500	...	1464	4	6542	1320	1224	...
Zigôn ...	12525	3530	5238	...	518	3066	24877	2520	720	2734
Tapun ...	4612	...	8688	...	223	16	13539	2484
Minhla ...	10091	2700	5759	58	338	3479	22425	2100	1651	2468
Letpadan ...	15394	4015	7065	...	962	563	27999	3158	1100	4227
Prome—										
Prome ...	4857	13957	22869	2061	19387	291	63422	8163	2256	10043
Paungdè ...	1727	7557	8004	...	458	40398	58144	6386	1870	3149
Shwedaung ...	1315	3174	3511	...	285	4781	13066	2448	532	1957
Paukkaung ...	2351	2112	1875	...	103	...	6441	2112	...	1301
Maubin—										
Maubin ...	4915	9838	7537	567	998	345	24200	7986	1200	5601
Yandon ...	4387	2943	5945	...	924	1317	15516	2400	1769	3318
Pantanaw ...	9621	2400	7250	393	258	153	20075	2400	840	2536
Danubya ...	11090	2942	6563	...	555	206	21356	2450	960	2515

Fund and Private-Aided Hospitals and Dispensaries in Burma during the
—contd.

Expenditure.								Average cost of diet per in-patient.
Medicines.	Diet.	Apparatus (repairs and renewals).	New buildings, additions to apparatus and other capital expenditure.	Repairs to buildings.	Miscellaneous charges.	Total expenditure.	Closing balance, including investments, deposits, etc.	
(12)	(13)	(14)	(15)	(16)	(17)	(18)	(19)	
Rs.	Rs.	Rs.	Rs.	Rs.	Rs.	Rs.	Rs.	Rs. A. P.
1484	394	1235	1053	9072	8135	0 2 3
1545	584	566	773	8822	3491	0 4 0
2032	1405	850	1249	10233	278	0 4 1
12881	8557	2649	7171	76133	29696	0 4 9
1604	606	570	6436	606	1122	16402	9966	0 1 6
1319	484	593	912	9739	22428	0 4 0
2271	1687	1407	2462	15931	12151	0 4 0
1457	643	4013	748	...
282	60	183	3229	1231	0 2 0
1406	1434	897	1649	12879	23978	0 2 8
5492	2589	474	18037	1024	9015	53069	59411	0 4 1
...	660	111	...
5159	3614	...	5368	806	28847	72773	26083	1 2 0
2762	1123	56	237	30	2277	17711	3456	0 12 0
1180	598	162	...	523	1447	9159	1544	5 15 0
1669	930	...	630	1606	1900	13156	1007	2 8 0
242	3023	100	851	6596	2278	...
3904	1823	828	493	315	3549	24539	13392	0 2 10
997	187	458	175	6278	22121	0 5 4
2053	265	2364	32516	133	1684	47494	2578	0 3 0
1208	378	4130	2412	...
1867	113	14	3061	11029	13848	0 2 3
1049	587	680	1063	5863	7676	0 6 0
1854	258	934	1164	10429	11996	0 3 2
1569	490	48	...	79	788	11459	16540	0 2 10
4210	2597	772	4110	395	6855	39401	24021	0 1 6
2600	926	260	20427	35618	22526	0 4 0
1438	168	73	...	203	826	7645	5421	0 2 7
841	...	5	568	4827	1614	...
3226	685	475	2749	21922	2278	0 3 2
1114	575	645	2677	12498	3018	0 1 3
1604	1221	...	1104	313	1031	11049	9026	0 2 6
1675	499	...	415	491	1859	10864	10492	0 4 0

STATEMENT F.—Showing the Income and Expenditure of State-Public, Local
year 1939

Name of Hospital or Dispensary.	Income.							Salaries.		
	Cash balance.	Contributions		Fees and contributions from patients.	Funds collected by hospital committees, charitable contributions and donations.	Miscellaneous, including interest on investments, sale of securities, etc.	Total receipts.	Medical Officers.	Nurses.	Inferior servants.
		From Gov-ernment.	From Local and Municipal bodies.							
(1)	(2)	(3)	(4)	(5)	(6)	(7)	(8)	(9)	(10)	(11)
	Rs.	Rs.	Rs.	Rs.	Rs.	Rs.	Rs.	Rs.	Rs.	Rs.
LOWER BURMA—										
<i>contd.</i>										
Pyapôn—										
Pyapôn ...	7434	7188	15679	999	1367	1315	33982	5020	2664	6929
Kyaiklat ...	77693	6198	11144	...	720	567	96322	5601	807	4218
Dedayè ...	4574	2945	9770	134	328	252	18003	3005	884	3896
Bogale ...	5170	3066	10200	147	355	245	19183	3066	1435	3801
Bassein—										
Bassein ...	6544	24806	44375	3674	1858	1120	82377	20228	11985	13924
Ngathaingyaung ...	5364	3776	4794	...	391	...	14325	3326	1018	2363
Kyaunggon ...	2399	2626	5200	...	172	50	10447	2626	...	1913
Kyonpyaw ...	17592	3051	4883	...	620	597	26743	2580	1320	2266
Thabaung ...	1353	2651	4000	...	128	...	8132	2651	...	1472
Ngaputaw ...	2986	2291	4049	...	180	...	9506	2291	725	1145
Epidemic Diseases Hospital, Bassein.	11437	11437	7552
Henzada—										
Henzada ...	13095	7003	16090	1302	1480	4097	43067	3876	3631	6174
Zalun ...	1838	2254	3631	...	155	2	7880	2281	...	1917
Ingabu ...	2989	2220	5121	...	240	...	10570	2220	180	1614
Lemyethna ...	6287	2100	2581	...	333	668	11969	2100	...	1546
Kyangin ...	4017	2989	2405	...	161	6694	16266	2100	...	1655
Kanaung ...	3800	1800	2717	...	189	8	8514	1800	...	937
Myanaung ...	22330	3176	2252	...	865	5154	33777	2519	720	2527
Myaungmya—										
Myaungmya ...	64094	24883	18518	702	979	1740	110916	22338	2478	8118
Wakèma ...	5721	4396	6941	401	716	4979	23154	4139	639	3528
Moulmeingyun ...	6899	3323	5730	251	485	255	16943	3072	991	2561
Einmè ...	4498	2520	4500	...	174	...	11692	2520	1200	1303
Thayetkon ...	3298	3013	3000	...	146	...	9457	3013	...	1717
Labutta ...	5603	2225	2500	...	169	39	10536	2225	...	1193
Toungoo—										
Toungoo ...	11068	19893	30355	5892	3818	23257	94283	15763	7347	10618
Shwegyin... ..	3301	5426	13037	10	470	9722	31966	3162	768	2473
Pyu ...	4923	3609	5712	137	2630	105	17116	3290	1200	3288
Kyaukkyi ...	1893	24 2	4100	...	219	19	8633	2402	...	1602
Leiktho	3546	516	4062	2340	...	360
Salween—										
Papun	16495	4027	121	558	...	21201	9500	1748	3104

Fund and Private-Aided Hospitals and Dispensaries in Burma during the
—contd.

Expenditure.								Average cost of diet per in-patient.
Medicines.	Diet.	Apparatus (repairs and renewals).	New buildings, additions to apparatus and other capital expenditure.	Repairs to buildings.	Miscellaneous charges.	Total expenditure.	Closing balance, including investments, deposits, etc.	
(12)	(13)	(14)	(15)	(16)	(17)	(18)	(19)	(20)
Rs.	Rs.	Rs.	Rs.	Rs.	Rs.	Rs.	Rs.	Rs. A. P.
2986	2273	...	1082	408	7250	28612	5370	0 1 6
608	11207	469	...	178	2848	15936	80386	0 1 6
1245	1556	1311	2275	14172	3831	0 2 0
781	1506	723	1827	13139	6044	0 2 6
8854	5438	768	...	462	12676	74335	8042	4 6 0
899	156	...	65	27	454	8308	6017	0 1 0
1218	258	280	1214	7509	29386	0 11 8
1544	62	197	39	165	769	8942	17801	0 2 7
827	257	5	690	5902	2230	1 6 0
753	383	804	6101	3405	0 2 0
...	3885	11437
4891	1566	1638	8985	769	4796	36326	6741	0 1 6
1572	109	105	536	6520	1360	0 0 9
1367	295	...	892	231	885	7684	2886	0 0 8
799	105	970	1259	2	546	7327	4642	0 0 9
1041	286	212	129	116	7007	12546	3720	0 1 0
835	32	457	4061	4453	...
1470	207	92	1126	8661	25116	0 0 5
5894	2364	407	3016	44615	66301	0 3 7
1554	544	335	7410	18149	5005	0 3 7
1509	468	37	599	412	760	10409	6534	0 0 8
855	340	784	7002	4690	0 1 3
618	45	250	292	5935	3522	0 0 6
973	339	14	373	5117	5419	0 2 0
6292	7614	3672	8362	2037	11445	73150	21133	0 3 5
2186	961	...	734	181	18433	28898	3068	0 2 9
1148	274	...	1295	251	1492	12238	4878	0 4 3
1634	486	34	548	6706	1927	1 13 0
593	769	4062
2707	1822	...	674	272	1374	21201	...	0 3 2

STATEMENT F.—Showing the Income and Expenditure of State-Public, Local
year 1939

Name of Hospital or Dispensary.	Income.									
	Cash balance.	Contributions		Fees and contributions from patients.	Funds collected by hospital committees, charitable contributions and donations.	Miscellaneous, including interest on investments, sale of securities, etc.	Total receipts.	Salaries.		
		From Government.	From Local and Municipal bodies.					Medical Officers.	Nurses.	Inferior servants.
(1)	(2)	(3)	(4)	(5)	(6)	(7)	(8)	(9)	(10)	(11)
LOWER BURMA										
<i>—concl'd.</i>										
Thatôn—	Rs.	Rs.	Rs.	Rs.	Rs.	Rs.	Rs.	Rs.	Rs.	Rs.
Thatôn ...	9942	6648	17859	355	606	3433	38843	4612	1981	7036
Kyaikto ...	11817	3014	6110	...	529	5884	27354	2800	615	2018
Pa-an ...	2710	2016	6806	...	331	...	11863	2016	686	2227
Bilin ...	1051	2868	3260	...	197	8	7384	2868	...	1510
Amherst—										
Moulmein ...	6504	57117	58469	6897	2535	3188	134710	52730	12745	20225
Amherst ...	10784	3737	5850	...	138	141	20650	3737	...	1422
Kawkareik ...	979	2805	3647	...	282	150	7863	2468	945	768
Ye ...	2070	2507	3203	...	173	...	7953	2507	...	1727
Moulmein Leper Asylum	12309	5000	7705	...	3831	95	28940	1118	1200	420
Tavoy—										
Tavoy ...	154080	13528	26723	5857	20441	10660	231289	6476	6725	9887
Mergui—										
Mergui ...	74358	10165	15122	1622	1785	3225	106277	7757	1762	6228
Victoria Point ...	10216	4554	7785	178	2220	...	24953	4554	...	3052
Palaw ...	2729	2400	5200	...	1014	27	11370	2400	...	1956
Bokpyin ..	1109	2248	2364	...	351	...	6072	2362	...	936
UPPER BURMA.										
Mandalay—										
General Hospital, Mandalay.	2731	96394	94452	22491	2943	656	219667	47327	54631	40168
Madaya ...	851	2245	3270	...	2037	...	8403	2265	...	1649
St. Joseph's Chinese Dispensary.	...	425	1079	...	1504	60
The Home for Lepers, Mandalay.	...	13500	18576	...	10162	...	42238	3873	960	2995
Mandalay Town Dispensary.	...	2350	1782	4132	2350	...	1382
St. John's Leper Asylum	...	18125	28306	...	2129	11065	59625	2490	3580	2010
Maymyo—										
Maymyo ...	1618	158810	7000	21841	1540	579	191388	45540	27686	22903
Kyauksè—										
Kyauksè ...	2288	13578	9692	464	940	271	27233	11552	2189	4010
Myittha ...	306	2327	2900	109	5642	2327	...	1365
Singaing	3113	1888	...	174	...	5175	2113	...	615
Meiktila—										
Meiktila ...	21462	6808	12037	...	686	822	41815	5096	1420	5252
Wundwin ...	1299	2307	3000	...	73	50	6729	2307	...	1406
Thazi ...	2309	2531	4800	...	282	1	9923	2460	403	2324
Mahlaing ...	7748	5371	3000	...	594	...	16713	3809	...	1755
Yamèthin—										
Yamèthin ...	6465	8302	9012	851	1207	639	26476	6751	1836	4721
Civil Hospital, Pyawbwè	5187	2875	4427	...	215	1077	13781	2772	598	1974
Pyinmana ...	37559	9669	13672	241	...	2552	63693	7991	3008	7164
Lewè ...	7999	2293	2000	...	98	90	12480	2393	...	1344
New Dispensary, Tatkon	...	3170	3170	1564	...	588

Fund and Private-Aided Hospitals and Dispensaries in Burma during the
—contd.

Expenditure.								
Medicines.	Diet.	Apparatus (repairs and renewals.)	New buildings, additions to apparatus and other capital expenditure.	Repairs to buildings.	Miscellaneous charges.	Total expenditure.	Closing balance, including investments, deposits, etc.	Average cost of diet per in-patient.
(12)	(13)	(14)	(15)	(16)	(17)	(18)	(19)	(20)
Rs.	Rs.	Rs.	Rs.	Rs.	Rs.	Rs.	Rs.	Rs. A. P.
3252	1970	778	1583	633	4689	26534	12309	0 3 3
1169	391	2596	9589	17765	0 4 4
1450	449	190	405	7423	4440	0 4 2
927	7	750	6062	1322	0 4 0
12146	13333	...	419	857	11900	124355	10355	2 10 0
1721	742	41	...	4	851	8518	12132	2 0 0
1818	430	795	7224	639	0 2 7
2158	573	151	650	7766	187	0 3 9
673	6578	...	1272	492	2182	13935	15005	1 5 0
5909	8100	...	71503	316	4042	112958	118331	0 4 4
5013	2514	...	1647	375	4645	29941	76336	1 4 6
1703	2379	1917	1132	14737	10216	2 4 0
1946	689	206	813	8010	3360	0 1 4
653	189	234	4374	1698	1 7 0
14975	27779	351	31479	216710	2957	4 13 6
1686	307	42	1423	209	703	8284	119	0 1 1
620	420	48	17	240	81	1486	18	0 3 0
843	17357	3896	12314	42238	...	4 12 0
274	126	4132
4892	37975	674	2748	3444	1812	59625	...	6 0 0
4611	20161	950	639	9298	28412	160200	31188	0 8 3
2318	537	243	...	538	1854	23241	3992	0 3 4
476	123	552	...	166	361	5370	272	0 0 4
734	326	117	3905	1270	...
2929	617	...	2692	133	2317	20456	21359	0 9 0
776	88	134	617	5328	1401	0 0 7
906	109	140	659	7001	222	0 4 7
1438	72	204	7823	7	858	15966	747	0 5 0
2216	587	...	324	157	1869	18461	8015	0 3 0
2057	15	40	...	15	1780	9251	4530	0 0 7
3058	1369	154	2090	24834	38859	0 1 3
606	52	170	...	290	316	5171	7309	0 5 2
714	304	3170

STATEMENT F.—Showing the Income and Expenditure of State-Public, Local
year 1939

Name of Hospital or Dispensary.	Income.							Salaries.		
	Cash balance.	Contributions		Fees and contributions from patients.	Funds collected by hospital committees, charitable contributions and donations.	Miscellaneous including interest on investments, sale of securities, etc.	Total receipts.	Medical Officers.	Nurses.	Interior servants.
		From Government.	From Local and Municipal bodies.							
(1)	(2)	(3)	(4)	(5)	(6)	(7)	(8)	(9)	(10)	(11)
UPPER BURMA—contd.	Rs.	Rs.	Rs.	Rs.	Rs.	Rs.	Rs.	Rs.	Rs.	Rs.
Myingyan—										
Myingyan ...	17871	9093	17039	863	685	3823	49374	7030	2550	7418
Nyaungoo ...	641	3412	3137	...	323	2620	10133	3177	...	2178
Kyaukpadaung ...	328	2190	2002	...	82	...	4602	2190	...	1053
Natogyi ...	1007	2275	1799	...	211	...	5292	2275	...	1177
Bhamo—										
Bhamo ...	7595	18229	17910	628	1237	6517	52116	16514	1730	6039
Sinlunkaba ...	627	750	13	1390	282
Pangkham ...	131	741	872	282
Lwegibum ...	15	2356	17	...	2388	1581	...	498
Shwegu ...	1946	2337	7646	...	441	...	12370	2337	...	1085
Myitkyina—										
Myitkyina ...	850	36056	9000	625	974	67	47572	13821	2885	9510
Sadon ...	507	1278	98	11	1894	636
Sima ...	442	1520	37	8	2007	492
Mogaung	2477	7651	127	292	...	10547	2477	1487	1724
Kamaing	2541	4162	...	186	...	6889	2541	...	2148
Sinbo	2697	6145	...	290	...	9132	2697	...	1099
Mohnyin	2653	5551	...	190	...	8394	2653	...	1515
Htawgaw	2208	2208	30	...	1570
Laukhaung	216	216
Putao Subdivision—										
Putao ...	114	12655	211	2	12982	2922	...	5088
Sumprabum ...	89	9023	554	...	9666	5360	...	465
Katha—										
Katha ...	35890	6825	13971	473	391	309	57859	6825	...	5173
Wuntho ...	7167	1807	2951	...	182	32	12132	1800	...	856
Pinlebu ...	4943	1221	1287	...	142	...	7593	1221	...	447
Banmauk ...	4843	1256	1564	...	68	...	7731	1256	...	464
Tigyaing ...	9801	2100	2314	...	174	...	14389	2100	...	716
Mogôk	16306	8919	110	466	...	25801	16306	1154	3491
Thabeitkyin ...	865	2799	2457	...	93	...	6214	2799	...	488
Travelling Dispy., Kyaunyat.	...	4819	4819	2220	...	153
Bazaar Dispy., Kyatpyin	1293	1293	40
Shwebo—										
Shwebo ...	16990	13907	15450	1171	924	524	48966	10826	4456	7717
Ye-u ...	5013	3718	3876	84	156	257	13104	3008	...	2237
Kanbalu ...	1940	2464	6276	35	282	5	11002	2740	...	1702
Sagaing—										
Sagaing ...	2895	7130	14280	675	507	15351	40838	4276	2364	6322
Chaungu ...	342	2253	2600	...	60	...	5255	2253	...	1511
Myinmu ...	6327	2961	2795	...	298	145	12526	2756	...	1421
Myotha ...	786	2248	2300	...	83	...	5417	2248	...	1342

Fund and Private-Aided Hospitals and Dispensaries in Burma during the
—contd.

Expenditure.								Average cost of diet per in-patient.
Medicines.	Diet.	Apparatus (repairs and renewals).	New buildings, additions to apparatus and other capital expenditure.	Repairs to buildings.	Miscellaneous charges.	Total expenditure.	Closing balance, including investments, deposits, etc.	
(12)	(13)	(14)	(15)	(16)	(17)	(18)	(19)	(20)
Rs.	Rs.	Rs.	Rs.	Rs.	Rs.	Rs.	Rs.	Rs. A. P.
3731	1000	417	1552	140	2946	26784	22590	0 3 5
682	125	...	117	37	315	6631	3502	0 3 0
477	19	25	300	4064	538	0 3 0
359	72	519	4402	890	...
4547	2138	108	2774	511	11296	45657	6459	1 5 8
200	152	201	835	555	2 14 9
78	157	329	846	26	1 6 7
107	93	84	2363	25	1 7 7
640	396	197	587	5242	7128	1 9 7
5524	6014	..	782	1852	6113	45501	1071	0 4 4
242	145	97	321	1441	453	0 2 2
355	251	240	269	1607	400	0 3 8
1281	867	1558	1153	10547	...	0 2 3
831	565	316	488	6889	...	0 3 10
309	302	...	3621	820	284	9132	...	0 4 3
1604	858	...	96	688	980	8394	...	0 3 6
209	142	31	226	2208	...	0 5 2
68	9	139	216	...	0 4 6
2779	820	1260	12869	113	0 2 0
1174	1390	1159	9548	118	0 4 0
2349	1440	700	1498	17985	39874	0 4 9
688	279	250	328	4201	7931	0 1 0
225	66	165	2124	5469	0 2 6
166	10	100	151	2147	5584	0 4 6
444	28	300	194	3782	10607	0 5 0
1091	943	585	2231	25801	...	1 7 4
314	37	400	266	4304	1910	0 4 10
1972	474	4819
1072	181	1293
5389	674	290	1112	323	3844	34631	14335	0 3 4
1088	82	81	...	89	1072	7657	5447	0 4 9
1143	132	...	1464	3	695	7879	3123	0 5 9
2410	1516	438	3603	20929	19909	0 3 8
536	40	20	...	170	249	4779	476	0 0 7
774	343	281	694	6269	6257	0 1 11
316	32	128	560	4626	791	0 6 0

STATEMENT F.—Showing the Income and Expenditure of State-Public, Local year 1939

Name of Hospital or Dispensary.	Income.							Salaries.		
	Cash balance.	Contributions		Fees and contributions from patients.	Funds collected by hospital committees, charitable contributions and donations.	Miscellaneous including interest on investments, sale of securities, etc.	Total receipts.	Medical Officers.	Nurses.	Inferior servants.
		From Government.	From Local and Municipal bodies.							
(1)	(2)	(3)	(4)	(5)	(6)	(7)	(8)	(9)	(10)	(11)
	Rs.	Rs.	Rs.	Rs.	Rs.	Rs.	Rs.	Rs.	Rs.	Rs.
UPPER BURMA—contd.										
Lower Chindwin—										
Mônywa ...	5769	6179	9594	460	1137	277	23416	4466	1632	5256
Leprosy Clinic, Mônywa ...		1037	1037	466	..	90
Yinmabin ...	3025	1520	2394	..	177	..	7116	1520	..	1325
Kani ...	568	2046	2695	..	160	..	5469	2046	..	1332
Budalin ...	992	2511	2163	..	145	4	5815	2511	..	1387
Pale Bazaar Dispensary	1019	..	1072	2091	581	36	105
Upper Chindwin—										
Mawlaik ...	16251	18715	9147	332	720	191	45356	14372	1328	7185
Paungbyin	1887	1601	..	111	1	3600	1887	..	915
Homalin	3758	4041	..	140	..	7939	3758	..	1963
Kalewa	2388	1854	..	210	..	4452	2388	..	1068
Kalemyo	2844	2892	..	294	..	6030	2844	..	1424
Mingin	2812	1989	..	142	2	4945	2812	..	1400
Tamu	4246	4	4250	1343	..	599
Floating Dispensary, Homalin.	..	7349	7349	3819	..	927
Pakôkku—										
Pakôkku ...	7446	16251	16156	802	982	51	41688	10803	1574	7149
Pauk ...	2552	1881	2375	..	245	..	7053	1881	..	1931
Yesagyô ...	5956	3022	2375	..	150	11	11514	3022	..	2268
Gangaw ...	5329	3398	3241	..	245	..	12213	2968	..	1451
Tilin ...	7958	4569	2160	..	103	..	14790	3712	..	492
Myaing ...	730	2492	2000	5222	1725	..	618
Thayetmyo—										
Thayetmyo ...	4297	11730	10678	343	1828	745	29621	9276	2011	4978
Allanmyo ...	1408	3423	5558	..	443	57	10889	2995	..	3564
Minhla ...	683	2685	3374	..	182	..	6924	2685	..	2048
Mindon	3824	255	..	135	91	4305	1706	..	926
Minbu—										
Minbu ...	1190	5361	6042	155	860	1029	14637	2460	847	3904
Salin ...	1736	4393	3468	..	242	3246	13085	3429	..	2744
Sinbyugyun ...	1005	..	713	..	47	14	1779	384
Sagu ...	1618	2100	2150	..	181	..	6049	2280	..	740
Pwinbyu ...	1304	3425	3787	..	157	30	8703	3425	..	1652
Travelling Dispensary Salin.	..	1587	1587	1180	..	207
Magwe—										
Magwe ...	4360	9075	6319	170	611	10857	31392	5705	960	4995
Taungdwingyi ...	14983	9773	7667	..	1111	1951	35485	6799	720	3529
Yenangyaung ...	34920	12496	9183	4136	1315	448	62498	10454	2540	5591
Sale ...	8167	2531	1398	..	134	1758	13988	2531	..	1123
Megyaungye	150	150	150
Chin Hills—										
Falam ...	542	17954	260	10	18766	3670	640	4512
Tiddim ...	130	5967	226	2	6325	1526	..	2031
Haka ...	188	1041	165	9	1403
Kanpetlet	545	545

Fund and Private-Aided Hospitals and Dispensaries in Burma during the
—contd.

Expenditure.								Average cost of diet per in-patient.
Medicines.	Diet.	Apparatus (repairs and renewals).	New buildings, additions to apparatus and other capital expenditure.	Repairs to buildings.	Miscellaneous charges.	Total expenditure.	Closing balance, including investments, deposits, etc.	
(12)	(13)	(14)	(15)	(16)	(17)	(18)	(19)	(20)
Rs.	Rs.	Rs.	Rs.	Rs.	Rs.	Rs.	Rs.	Rs. A. P.
3289	835	882	1447	302	2246	20355	3061	0 8 6
297	94	90	1037
681	22	...	1091	47	630	5316	1800	0 3 3
474	54	37	1015	6	264	5228	241	0 7 5
248	15	219	326	4706	1109	2 8 0
367	38	1127	964	...
2772	1150	548	3004	511	1414	32284	13072	0 13 7
522	54	222	3600	...	0 6 0
701	31	...	1255	208	23	7939	...	0 3 0
702	98	10	186	4452	...	0 7 0
998	83	371	310	6030	...	0 5 0
408	92	10	223	4945	...	0 12 0
1940	13	66	289	4250	...	1 1 0
2313	290	7349
3826	1066	717	1445	373	5512	32465	9223	0 5 0
542	99	188	678	5319	1734	0 4 0
632	59	...	20	92	434	6527	4987	0 6 0
466	46	235	674	5840	6373	3 13 0
269	137	...	60	33	857	5560	9230	0 6 0
173	...	6	338	...	1269	4129	1093	...
3600	1605	609	1836	23915	5706	0 4 0
1390	168	26	1394	9537	1352	0 4 0
572	106	...	30	36	961	6438	486	0 0 9
1135	119	...	140	29	250	4305	...	0 0 8
1043	622	199	210	645	2952	12882	1755	0 3 11
815	224	...	2639	220	1272	11343	1742	0 3 9
201	24	...	16	625	1154	...
466	530	84	4100	1949	...
435	86	47	...	282	346	6273	2430	0 4 0
2	198	1587
2688	1131	17	1690	574	2626	20386	11006	0 5 0
2583	818	...	8245	172	9810	32676	2809	0 1 3
3498	2140	1817	11599	92	3308	41039	21459	0 4 0
426	47	...	1863	5	620	6615	7373	0 10 0
...	150
1287	3274	...	1405	927	2524	18239	527	0 4 4
445	1310	39	...	218	527	6096	229	0 3 4
430	460	10	376	1276	127	0 2 6
109	117	31	288	545	...	0 6 5

STATEMENT F.—Showing the Income and Expenditure of State-Public, Local
year 1938

Name of Hospital or Dispensary.	Income.									
	Cash balance.	Contributions		Fees and contributions from patients.	Funds collected by hospital committees, charitable contributions and donations.	Miscellaneous, including interest on investments, sale of securities, etc.	Total receipts.	Salaries.		
		From Government.	From Local and Municipal bodies.					Medical Officers.	Nurses.	Inferior servants.
(1)	(2)	(3)	(4)	(5)	(6)	(7)	(8)	(9)	(10)	(11)
UPPER BURMA— <i>concl'd.</i>	Rs.	Rs.	Rs.	Rs.	Rs.	Rs.	Rs.	Rs.	Rs.	Rs.
Travelling Dispensary, Kanpetlet.	...	2661	2661	1317
Total for the Province	1413342	2611072	1541024	415400	281756	250188	6512782	1279416	556707	817261
Northern Shan States—										
Lashio ...	1817	17034	8200	712	1175	38	28976	4788	3487	4799
Hsipaw ...	1167	19224	...	278	622	43	21334	4676	1284	4011
Kutkai ...	850	4687	...	23	207	16	5783	120	518	565
Nawngkhio ...	1191	...	6100	...	335	...	7626	2200	...	793
Tangyan ...	175	...	1737	1912	540	...	778
Kyaukne ...	897	...	6864	...	518	18	8297	2575	...	1980
Namhsan ...	2150	...	5546	...	162	41	7899	3024	...	1309
Momeik ...	1462	...	6545	...	148	...	8155	2088	1114	1441
Mongnaw State Dispensary.	1585	1585	600	...	518
Shweli Area Mabein ...	706	...	4521	...	41	13	5281	2805	...	993
North Hsenwi	4218	4218	1944	...	794
Mongyai ...	351	...	4545	...	162	...	5058	2004	...	1378
Harper Memorial A.B.M.	17000	15483	4625	...	37108	600	2598	720
Southern Shan States—										
Taunggyi ...	1831	44259	612	14	46716	6780	5610	5148
Loikaw ...	3147	8811	430	11	12399	2304	1205	1635
Loilem ...	391	9779	...	68	384	15	10637	3408	925	1512
Kalaw ...	841	13625	...	97	555	136	15254	3092	928	1913
Yawnghwe ...	1811	12496	196	36	14539	3386	76	3023
Loimwe ...	2834	23873	266	4	26977	...	600	451
Lawksawk ...	506	3838	108	...	4452	2400	...	939
Myelat Itinerant Dispensary (Thamakan).	4410	4410	1920	...	432
Takaw ...	1560	3407	4967	1777	...	846
Kengtung ...	11447	11070	470	172	23159	3496	2371	2593
R.C.M. Leper Colony, Kengtung.	...	2500	764	...	2996	...	6260	114	...	375
A.B.M. Leper Colonies, Kengtung.	3207	5500	20175	650	29532	1368
Total, Shan States ...	38341	180103	72035	16661	34187	1207	342534	56641	21404	40314
Total for 1939, including Shan States.	1451683	2791175	1613059	432061	315943	251395	6855316	1336057	578111	857575

Fund and Private-Aided Hospitals and Dispensaries in Burma during the
—concl.

Expenditure.								Average cost of diet per in-patient.
Medicines.	Diet.	Apparatus (repairs and renewals).	New buildings, additions to apparatus and other capital expenditure.	Repairs to buildings.	Miscellaneous charges.	Total expenditure.	Closing balance, including investments, deposits, etc.	
(12)	(13)	(14)	(15)	(16)	(17)	(18)	(19)	
Rs.	Rs.	Rs.	Rs.	Rs.	Rs.	Rs.	Rs.	Rs. A. P.
269	1075	2661
419479	497673	29091	302424	119471	691060	4712582	1800200	...
4215	4210	155	708	1125	2946	26433	2543	0 2 2
1999	2844	116	2447	259	2539	20175	1159	0 4 0
290	279	276	2704	75	442	5269	514	1 6 3
558	113	...	2955	92	490	7201	425	1 0 0
266	57	120	1761	151	...
1050	667	100	854	7226	1071	0 5 0
663	92	112	365	5565	2334	0 7 0
904	502	240	409	6698	1457	0 2 0
297	170	1585
522	258	4578	703	...
820	250	410	4218	...	1 4 0
508	158	34	55	202	404	4743	315	4 6 0
8259	4408	1618	13712	469	4321	36705	403	1 8 0
5511	4852	1400	7901	1116	6850	45168	1548	0 2 0
466	2011	274	720	238	712	9565	2834	0 4 0
614	1145	...	1746	415	663	10428	209	2 0 0
411	1054	...	4697	207	2056	14358	896	0 4 7
1346	2317	506	1446	12788	1751	0 4 0
667	497	...	5846	76	1652	9789	17188	1 5 0
148	147	520	4154	298	1 0 0
600	1458	4410
539	124	411	3697	1270	1 5 0
2115	2480	193	...	99	911	14258	8901	0 15 0
520	3071	30	1450	550	150	6260	...	2 0 9
2553	10421	...	4553	...	8339	27234	2298	...
35841	41642	4096	49494	5938	38896	294266	48268	...
455320	539315	33187	351918	125409	729956	5006848	1848468	...

STATEMENT G.—*Account of Invested Capital of the Hospitals and Dispensaries in Burma, during the year 1939.*

No.	Name of Hospital or Dispensary.	Balance on 1st January 1939.	Invested during the year.	Total.	Securities sold.	Deposits withdrawn.	Balance on 31st December 1939.
(1)	(2)	(3)	(4)	(5)	(6)	(7)	(8)
		Rs.	Rs.	Rs.		Rs.	Rs.
1	Akyab	17000	5000	22000	1200	4100	16700
2	Rathedaung	300	...	300	300
3	Minbya	3601	...	3601	3601
4	Paletwa	808	121	929	...	152	777
5	Kyaukpyu	6706	287	6993	6993
6	Sandoway	2749	1559	4308	325	...	3983
7	Rangoon General Hospital.	35636	973	36609	1022	...	35587
8	Male Dispensary, Pazundaung.	1342	44	1386	1386
9	Female Dispensary, Pazundaung.	833	110	943	...	13	930
10	Civil Dispensary, Kemmendine.	975	...	975	975
11	Sri Ramakrishna Sevasram Hospital.	9676	3757	13433	13433
12	Dufferin Hospital, Rgn.	9967	185	10152	...	1027	9125
13	Kungyangon	2633	...	2633	2633
14	Twante	2460	...	2460	2460
15	Syriam	3502	...	3502	3502
16	Thôngwa	19600	131	19731	...	4183	15548
17	Kayan	15418	...	15418	15418
18	Insein	33778	...	33778	705	...	33073
19	Pegu	107971	7989	115960	...	7277	108683
20	Nyaunglebin	15220	...	15220	15220
21	Tharrawaddy	50761	30906	81667	...	30905	50762
22	Gyobingauk	361	10	371	371
23	Thônzè	1359	1359	...	663	696
24	Zigôn	9901	8935	18836	...	5899	12937
25	Minhla	8055	191	8246	2800	37	5409
26	Letpadan	11748	1875	13623	...	239	13384
27	Prome	11750	...	11750	11750
28	Paungdè	19987	19013	39000	17180	...	21820
29	Shwedaung	15859	252	16111	100	4781	11230
30	Maubin	13032	620	13652	13652
31	Yandoon	11184	1835	13019	13019
32	Pantanaw	9026	...	9026	9026
33	Danubyu	8332	1064	9396	9396
34	Pyapôn	39085	6230	45315	...	1019	44296
35	Kyaiklat	71486	1004	72490	72490
36	Bassein	23618	3521	27139	27139
37	Ngathainggyaung	3539	291	3830	3830
38	Kyônpyaw	13375	2697	16072	1211	...	14861
39	Henzada	39341	119	39460	1770	...	37690
40	Myanaung	14749	...	14749	...	5000	9749
41	Kyangin	8281	6050	14331	6440	...	7891
42	Myaungmya	51809	1657	53466	53466
43	Wakèma	18232	4812	23044	2656	450	19938
44	Moulmeingyun	3057	185	3242	...	123	3119
45	Toungoo	34358	2362	36720	...	20905	15815
46	Shwegyin	8694	115	8809	...	991	7818
47	Pyu	2653	...	2653	2653
48	Thatôn	22442	...	22442	22442
49	Kyaikto	10482	...	10482	3897	...	6585

STATEMENT G.—Account of Invested Capital of the Hospitals and Dispensaries in Burma, during the year 1939—concl'd.

No.	Name of Hospital or Dispensary.	Balance on 1st January 1938.	Invested during the year.	Total.	Securities sold.	Deposits withdrawn.	Balance on 31st December 1938.
(1)	(2)	(3)	(4)	(5)	(6)	(7)	(8)
		Rs.	Rs.	Rs.		Rs.	Rs.
50	Moulmein ...	136150	32300	168450	168450
51	Kawkareik ...	7067	119	7168	7186
52	Moulmein Leper Home	7856	2596	10452	...	800	9652
53	Tavoy ...	13206	204	13410	...	10400	3010
54	Mergui ...	5518	...	5518	5518
55	Mandalay ...	4549	1322	5871	...	1105	4766
56	Maymyo ...	1589	395	1984	1984
57	Meiktila ...	14331	3578	17909	...	4060	13849
58	Yamèthin ...	5277	...	5277	...	318	4959
59	Pyawbwè ...	3060	97	3157	3157
60	Pyinmana ...	32840	1021	33861	...	1018	32843
61	Myingyan ...	14792	...	14792	3170	...	11622
62	Pagan (Nyaungo)	5897	2556	8453	2194	...	6259
63	Natogyi ...	1007	...	1007	1007
64	Bhamo ...	15524	133	15657	903	4998	9756
65	Sinlunkaba ...	627	...	627	...	105	522
66	Pangkham ...	131	...	131	...	105	26
67	Shwebo ...	8000	454	8454	8454
68	Ye-u ...	2713	679	3392	3392
69	Sagaing ...	39516	7826	47342	47342
70	Myinmu ...	4287	137	4424	4424
71	Mônnya ...	457	...	457	43	...	414
72	Yinmabin ...	731	...	731	731
73	Mawlaik ...	14066	349	14415	...	3004	11411
74	Pakòkku ...	17603	...	17603	17603
75	Pauk ...	2552	...	2552	2552
76	Thayetmyo ...	12513	1384	13897	...	1510	12387
77	Allanmyo ...	3412	...	3412	3412
78	Minbu ...	7131	970	8101	893	...	7208
79	Salin ...	4103	314	4417	1863	776	1778
80	Magwe ...	9113	2045	11158	...	2264	8894
81	Taungdwingyi ...	6171	8309	14480	...	1755	12725
82	Yenangyaung ...	11952	194	12146	12146
83	Sale ...	1532	...	1532	1532
Total for the Province		1240645	182241	1422886	48372	119982	1254532
84	Loikaw ...	665	...	665	665
85	Loilem ...	391	...	391	391
86	Ka'aw ...	810	...	810	810
87	Kengtung ...	311	...	311	311
88	Kutkai ...	850	160	1010	...	496	514
89	Loimwe ...	145	270	415	...	119	296
Total Shan States ...		3172	430	3602	...	615	2987
GRAND TOTAL for 1938 including Shan States.		1243817	182671	1426488	48372	120597	1257519

APPENDIX I.—*The number of In-door and Out-door Patients by Districts according Hospitals and*

Name of District.	Europeans and Anglo-Indians.			Hindus.		
	Adults.		Children.	Adults.		Children.
	Male.	Female.		Male.	Female.	
(1)	(2)	(3)	(4)	(5)	(6)	(7)
Akyab ...	255	257	137	8548	1505	1818
Hill Tracts of Arakan ...	4	2	10	1376	215	309
Kyaukpyu ...	34	8	2	2165	463	668
Sandoway ...	97	48	35	2155	164	243
Rangoon Town ...	11535	7643	5555	153778	49455	42146
Insein ...	609	413	333	11054	3400	3195
Hanthawaddy ...	816	611	604	19190	4672	4845
Pegu ...	131	96	80	17971	5793	4752
Tharrawaddy ...	226	91	133	13029	3110	3592
Prome ...	96	13	27	8273	1259	1689
Maubin ...	95	26	12	9150	1742	2240
Pyapôn ...	59	23	9	17478	2490	2843
Bassein ...	57	57	53	10756	1709	1690
Henzada ...	72	32	30	8199	1537	1643
Mvaungmya ...	65	20	41	12571	1469	1586
Toungoo ...	372	229	173	14574	3110	3500
Salween ...	14	2	1	669	111	230
Thatôn ...	57	44	30	6866	1630	1951
Amherst ...	1093	614	502	18677	6002	6488
Tavoy ...	486	179	164	5301	664	891
Mergui ...	218	85	95	11967	1727	1952
Mandalay ...	1164	1032	746	22191	7965	8684
Kyaukse ...	30	32	34	4220	1153	1617
Meiktila ...	172	106	53	5967	2019	2515
Yanèthin ...	326	124	104	10129	3013	3911
Myingyan ...	92	21	20	2842	636	688
Bhamo ...	121	75	56	3409	673	773
Myitkyina ...	256	43	39	18708	5243	5392
Katha ...	153	85	87	7605	2471	2631
Shwebo ...	260	185	252	4065	1421	2169
Sagaing ...	52	32	35	2504	790	1359
Lower Chindwin ...	71	31	44	3383	568	787
Upper Chindwin ...	175	40	47	8053	2046	2940
Pakôkku ...	107	30	13	3564	557	861
Thayetmyo ...	115	11	35	7019	1223	1359
Minbu ...	77	24	22	4558	1005	1669
Magwe ...	248	138	127	7287	1703	2561
Chin Hills ...	5	...	5	2629	721	1032
Total for the Province ...	19815	12502	9745	471880	125434	129219
Northern Shan States ...	947	357	400	30527	5508	7320
Southern Shan States ...	701	571	360	21139	5680	6563
Total for the Federated Shan States.	1648	928	760	51666	11188	13883
GRAND TOTAL ...	21463	13430	10505	523546	136622	143102

* Persons under

to Class and Sex, treated in the State Public, Local Fund and Private-Aided Dispensaries.

Mahomedans.			Burmese.			Others.			Total treated.
Adults.		Children.	Adults.		Children.	Adults.		Children.	
Male.	Female.		Male.	Female.		Male.	Female.		
(8)	(9)	(10)	(11)	(12)	(13)	(14)	(15)	(16)	
52542	9019	14007	45240	14095	20547	1304	169	232	169675
370	33	41	3294	928	1475	2	8059
4071	1215	2033	24555	8271	10511	83	5	15	54099
5877	2331	1792	20054	8581	7019	184	34	54	48668
43167	12469	12085	72550	55855	31752	10813	6998	4562	520363
3648	762	1279	26531	12434	11814	962	244	277	76955
6251	1341	1990	32318	19251	19652	1789	425	713	114468
4213	631	913	43565	10784	9955	1226	331	430	100871
5264	1217	1728	63677	32326	28484	1711	436	679	155703
3580	941	1201	39629	21025	11701	852	138	228	90652
5986	1146	1621	37852	21132	17751	1672	286	554	101265
6565	488	719	24769	12615	10632	1741	397	736	81564
6465	1421	1376	44463	22469	14526	1831	350	535	107758
5517	1208	1319	59950	30433	25520	1315	212	453	137440
8628	1056	1314	37370	19081	15752	2750	677	810	103190
7056	1643	2166	37647	17626	14101	1118	183	418	103916
2150	184	458	7336	2811	3300	88	31	24	17409
4133	958	1341	27434	12741	11660	989	158	359	70351
16956	7616	8302	39778	19959	14458	1116	235	337	142133
3323	681	764	7876	6469	9170	2745	339	591	39643
6094	1955	1926	22369	13976	7915	5064	1947	2057	79347
9947	4504	3747	35727	22104	15909	2494	743	836	137793
5030	2541	2453	16292	10202	8317	627	346	271	53165
4721	1681	2585	24612	11890	9153	398	67	77	66016
10377	4773	4661	43883	20722	18608	1550	310	587	123078
1865	342	511	20163	8065	6866	633	137	202	43083
1668	302	458	15868	13402	5867	5325	779	498	49274
5474	1378	1857	45906	23108	13308	10813	1208	1061	133794
2954	605	691	26245	17168	16663	5371	1053	1077	84859
2308	536	1041	16854	8484	8787	706	88	229	47385
1244	522	550	17156	12317	13551	331	66	112	50621
1328	157	300	28807	17259	12925	349	96	133	66238
3513	390	607	36844	22698	25068	459	69	156	103105
1197	146	319	33130	15628	14117	620	118	244	70651
3509	821	1185	30536	14251	7534	627	128	290	68643
1935	474	630	24031	10827	7313	670	62	153	53450
2924	740	1130	28526	14473	9421	987	237	418	70920
100	27	11	57375	17348	18136	50	33	4	97476
261950	68254	81111	1220212	622808	509238	71365	19135	20412	3643080
9580	1129	2245	43574	31286	15687	44444	2298	1774	197076
4737	1484	1919	50684	26880	10675	9080	1994	1124	143591
14317	2613	4164	94258	58166	26362	53524	4292	2898	340667
276267	70867	85275	1314470	680974	535600	124889	23427	23310	3983747

10 years of age.

Table showing the results of the ...

No.	1911			1912			1913		
	Total	Subs.		Total	Subs.		Total	Subs.	
	
1
2
3
4
5
6
7
8
9
10
11
12
13
14
15
16
17
18
19
20
21
22
23
24
25
26
27
28
29
30
31
32
33
34
35
36
37
38
39
40
41
42
43
44
45
46
47
48
49
50
51
52
53
54
55
56
57
58
59
60
61
62
63
64
65
66
67
68
69
70
71
72
73
74
75
76
77
78
79
80
81
82
83
84
85
86
87
88
89
90
91
92
93
94
95
96
97
98
99
100

✓

