

## **Annual report on the Colony and Protectorate of Kenya / Colonial Office.**

### **Contributors**

Great Britain. Colonial Office.

### **Publication/Creation**

London : H.M.S.O., [1962]

### **Persistent URL**

<https://wellcomecollection.org/works/tg92a8zc>

### **License and attribution**

This work has been identified as being free of known restrictions under copyright law, including all related and neighbouring rights and is being made available under the Creative Commons, Public Domain Mark.

You can copy, modify, distribute and perform the work, even for commercial purposes, without asking permission.



Wellcome Collection  
183 Euston Road  
London NW1 2BE UK  
T +44 (0)20 7611 8722  
E [library@wellcomecollection.org](mailto:library@wellcomecollection.org)  
<https://wellcomecollection.org>



---

---

# Kenya


# 1962



---

---

LONDON  
HER MAJESTY'S STATIONERY OFFICE  
PRICE 12s 6d. NET



# KENYA

---

## Report for the year 1962

*LONDON*

HER MAJESTY'S STATIONERY OFFICE

1964

KENYA

REPORT OF THE  
1962

LONDON  
FOR H.M.S.O. & THE  
1962

## CONTENTS

		PAGE
PART I	Review of 1962 .. .. .	1
PART II		
CHAPTER 1	Population .. .. .	10
CHAPTER 2	Occupations, Wages and Labour Organizations—	
	Principal Occupations .. .. .	14
	Wage Rates .. .. .	16
	Hours of Work .. .. .	17
	Cost of Living .. .. .	18
	Work of the Ministry of Labour .. .. .	18
	Industrial Relations .. .. .	19
	Labour Disputes and their Settlement .. .. .	20
	Factory Inspection .. .. .	21
	Vocational Training .. .. .	23
	Employment Services .. .. .	24
	Immigration .. .. .	25
CHAPTER 3	Finance and Taxation—	
	Revenue and Expenditure .. .. .	25
	Development Programme .. .. .	26
	Development Expenditure .. .. .	26
	Funded Debt .. .. .	27
	Stamp Duties .. .. .	27
	Customs and Excise .. .. .	28
	Personal Tax .. .. .	30
	Income Tax .. .. .	31
	Estate Duty .. .. .	34
CHAPTER 4	Currency and Banking—	
	Currency .. .. .	35
	Banking .. .. .	36
CHAPTER 5	Commerce—	
	General .. .. .	37
	Registration of New Companies .. .. .	38
	London Agent .. .. .	39
CHAPTER 6	Use of Resources and Production—	
	Land Use and Tenure .. .. .	39
	Agriculture .. .. .	42
	Animal Husbandry .. .. .	49
	Board of Agriculture (Scheduled Areas) .. .. .	54
	Board of Agriculture (Non-Scheduled Areas) .. .. .	55

PART II—(Contd.)	PAGE
CHAPTER 6 Use of Resources and Production—(Contd.)	
Water Conservation .. .. .	55
Irrigation Schemes .. .. .	57
Agricultural Education .. .. .	58
Forestry .. .. .	62
Fisheries .. .. .	63
Mining .. .. .	64
Industrial Production .. .. .	65
Co-operative Societies .. .. .	66
CHAPTER 7 Social Services—	
Education .. .. .	67
Public Health .. .. .	74
Housing .. .. .	79
Town Planning .. .. .	80
Community Development .. .. .	81
Social Welfare .. .. .	82
CHAPTER 8 Legislation .. .. .	83
CHAPTER 9 Justice, Police and Prisons—	
System of Courts .. .. .	85
Probation Service .. .. .	88
African Courts .. .. .	88
Police .. .. .	89
Prisons and Detention Camps .. .. .	90
CHAPTER 10 Public Utilities—	
Electricity .. .. .	92
CHAPTER 11 Communications—	
Railways and Harbours .. .. .	93
Roads .. .. .	94
Aviation .. .. .	95
Telecommunications and Postal Services .. .. .	96
CHAPTER 12 Information—	
Government Information Services .. .. .	100
Broadcasting .. .. .	102
CHAPTER 13 Local Forces—	
King's African Rifles .. .. .	105
Territorial Force .. .. .	106
CHAPTER 14 General—	
Coryndon Museum .. .. .	106
Tourist Trade .. .. .	107
Royal National Parks .. .. .	110
Distinguished Visitors .. .. .	112

PART III		PAGE
CHAPTER 1	Geography and Climate.. .. .	113
CHAPTER 2	History .. .. .	118
CHAPTER 3	Administration—	
	Constitutional Changes .. .. .	127
	Provincial Administration .. .. .	130
	Localization .. .. .	131
	Local Authority Undertakings .. .. .	138
	Surveys .. .. .	142
CHAPTER 4	Weights and Measures .. .. .	143
CHAPTER 5	Reading Lists .. .. .	146
	Maps and Plans of General Interest .. .. .	158
APPENDICES	.. .. .	159

tion and 106 written submissions were received. Briefly, the report revealed two broad categories of opinion. One, referred to as the Kenya Option, was the view of those people in the N.F.D. who wanted the District to remain part of Kenya after independence and devolved participation by the N.F.D. in any constitutional development. The other, referred to by the commission as the Somali Option, favoured secession from Kenya followed by union of the N.F.D. with the Somali Republic. The Commission's Report was submitted in December.

Two other important Commission findings of constitutional change in the colony arose in August. These were the Regional Boundaries and Constitutional Distribution Commissions, which were appointed to report on suitable divisions of the Colony into Regions as proposed to the new constitution, and considerations for devolving elections.

On a more practical level, registration of voters for the General Elections to be held the following year was almost completed by December.

Another task which involved surveys and which proved particularly more complex was the Population Census carried out on 11th and 12th August. Much publicity was given to the Census before it began, through the Press, Radio and in the form of pamphlets and posters distributed throughout the country. Some 2,000 field staff were used and enumerators were employed in the door-to-door counting and Census forms were filed out by each household.

PART III

CHAPTER 1 Geography and Climate 113

CHAPTER 2 History 118

CHAPTER 3 Administration—  
Constitutional Changes 127  
Provincial Administration 130  
Local Authorities 131  
Local Authorities—  
Local Authorities— 138  
Services 142

CHAPTER 4 Rights and Reserves 143

CHAPTER 5 Reading List 146

APPENDICES  
Map of the Province of the Cape 150  
152

Digitized by the Internet Archive  
in 2019 with funding from  
Wellcome Library

## REVIEW OF THE YEAR

The year was significant, historically, for the agreements reached on further constitutional changes at the Lancaster House Conference held in London from 14th February to 6th April, 1962, under the chairmanship of the Secretary of State for the Colonies. After the seven-week period of deliberation and discussion proposals for the framework of Kenya's internal self-government constitution were set out.

At the Conference, it was also proposed that, before any constitutional changes were effected, an independent Commission would be appointed, with appropriate terms of reference, to investigate the problem of the future government of the Northern Frontier District. This Commission spent six weeks in Kenya visiting every district in the N.F.D. and holding public *barazas* at several places. Approximately 40,000 people attended the *barazas* in the N.F.D. and the Nairobi hearings; oral representations were heard from 134 delegations and 106 written submissions were received. Briefly, the report revealed two bodies of opinion. One, referred to as the Kenya Opinion, was the view of those people in the N.F.D. who wanted the District to remain part of Kenya after independence and favoured participation by the N.F.D. in any constitutional developments. The other, referred to by the commission as the Somali Opinion, favoured secession from Kenya followed by union of the N.F.D. with the Somali Republic. The Commission's Report was submitted in December.

Two other important Commissions relating to constitutional changes in the country arrived in August. These were the Regional Boundaries and Constituencies Delimitation Commissions, which were appointed to report on suitable divisions of the country into Regions as proposed in the new constitution, and constituencies for the coming elections.

On a more practical level, registration of voters for the General Elections to be held the following year was almost completed by December.

Another task which involved statistics and which proved perhaps even more complex was the Population Census carried out on 15th and 16th August. Much publicity was given to the Census before it began, through the Press, Radio and in the form of pamphlets and posters distributed throughout the country. Some 25,000 field staff—supervisors and enumerators—were employed in the house-to-house counting and Census forms were filled out by each householder.

The first half of the year was also directed to overcoming problems arising out of the drought and floods of 1961 and efforts to relieve the famine situation continued. The National Food Relief Committee, which was set up the previous year had its last meeting in December, after having distributed free supplies of food from America and grants from the British Government.

The Committee, which closed its funds in August, had received about £200,000 in direct response to its appeal for help for flood and famine stricken areas. Over £10,000 was spent by the committee for rehabilitation schemes in Turkana District, and relief work continued well into the second half of the year in many areas of Kenya including Kajiado, Kiambu, Kwale, Central and South Nyanza. By August, there were some 75,000 people still needing famine relief compared with 400,000 last year. Total expenditure on the 1961/62 famine and flood relief measures by early September amounted to over £5 million. This excluded services provided by the Railways and Harbours Administration and the Maize Marketing Board at concessionary rates. It was felt that measures must be taken to see that in future, a single period of drought or flood would not dislocate so severely the food resources of the entire country.

As late as May, the Kano Plains in Nyanza were still cut off by severe flooding and almost the only means of contact was by air.

It was only in the second half of the year that farming in most flood-stricken areas began slowly to recover. Rift Valley and Nyanza Provinces had generally good farming weather during this time, and record harvests of maize and wheat were reported, though the quality of the wheat was sub-standard from the millers' viewpoint as a result of the previous wet conditions. In the Trans Nzoia crops were jeopardized in the early stages by rats. The plague was dealt with and the services of a rodent control expert were provided by the Department of Technical Co-operation in London.

A major difficulty of the year was that of world market prospects for primary agricultural products and a number of Kenya's major export crops, notably coffee, pyrethrum and pineapples, faced marketing problems. In the case of tea, however, the picture was encouraging and, under the auspices of the Special Crops Development Authority, development plans went steadily ahead. The continued maintenance of the highest standards at the Ragati Tea Factory—the first African tea factory—was most satisfactory.

Against the changing pattern of land ownership in Kenya and the need to set a new cash crop pattern, work was begun on a National Cash Crops Policy. This involved intensive work on the part of the Research Division of the Ministry of Agriculture into the suitability, profitability and marketing prospects of a very wide range of new potential cash crops.

In general, there was a marked improvement in the willingness of the people to accept advice and assistance offered; to some extent this attitude was due to the effects of the drought and floods of the previous year.

Many districts developed an improved Agricultural Committee structure down to divisional level, and some districts also established committees to deal with matters affecting specific cash crops such as tea, pyrethrum and coffee. These committees and those of most of the Co-operative Societies displayed a degree of responsible thought and action which was very encouraging.

Farmers' Training Centres steadily increased their activities, and courses were generally well attended.

The issue of agrarian loans progressed well in Central Province and in areas such as Elgeyo/Marakwet, where the money was put to very good use. Other areas were, however, still experiencing difficulties in obtaining the due repayment of loans. In the worst cases, the issue of further loans had to be curtailed.

In the Scheduled Areas, the good crops of wheat and maize gave the European farmer a great deal of encouragement and some, who were bought out by the Settlement Board, resettled in the Trans Nzoia and Nakuru Districts. The Settlement Board bought farms in most parts of the Scheduled Areas and a great deal of the time and effort of the Department of Agriculture was put into the planning of the settlements, the building of skeletal soil conservation works and the provision of farm layouts for the individual holdings.

By the middle of the year, great progress had already been made by the Land Settlement and Development Board to purchase land in the Highlands for African smallholder settlement schemes, and more than 250,000 acres of land had been purchased or were under negotiation by June. This total was almost as much as the original target for mid-1963.

The United Nations Special Fund gave its approval towards the end of the year to assistance to the extent of nearly 900,000 dollars (about £315,000) for a pre-investment irrigation survey of the Tana River Basin. The survey, which will take three years to complete is to start next year.

As regards the present major Government Irrigation Schemes, a second pontoon with two 10-cusec pumps was installed during the year at the Tana (Galole) Irrigation Scheme at a cost of £20,000 and 1,200 acres are under irrigation. The scheme, however, experienced many difficulties, and as a result the out-turn of the 1,200 acres of cotton sown with UK 51 in early April and May was very

poor; the average yield of 781 lbs. per acre of cotton was the lowest since the planting of cotton on the scheme began. The scheme is to be considered as a pilot scheme for the major project to be carried out by F.A.O. with funds by the Special Fund and the Kenya Government.

The Perkerra Scheme in the Baringo District had a total of 825 acres under irrigation. Towards the end of the year urgent repairs to the diversion weir, owing to floods, had to be made.

The Mwea/Teberre irrigation scheme in the Embu District is still the most successful of the three schemes. Rice is the chief cash crop and experiments to produce coffee and vegetables economically on the red soils are under way. A survey of a projected 2,000 acres extension was completed during the year and the U.K. Freedom from Hunger Campaign undertook to raise the £163,000 required for this development.

On the Kano Plains in Nyanza a site for a 500-acre pilot and demonstration irrigation scheme was located near Ahero and development should begin in the 1963/64 financial year. The flood protection scheme along the Nyando River, estimated to cost £10,000 was commenced in September. Investigations were also undertaken to examine possibilities of irrigation from the Yatta Furrow and from the Wei-Wei River.

Water development was this year confined to short-term essential augmentations to existing water supplies rather than new works, with the exception of the completion of Mombasa South Mainland water-works and the installation of distribution systems in the Mombasa North Mainland at a final total cost of £210,000.

Among the major augmentations were the new sources for Molo and Naivasha water supplies and putting into effect the five-year plan for renewal of the Ngong/Kajiado pipeline. Development of a new source for Embu water-works, treatment works extensions at Isiolo and Mwangi, and improvements at Kisii, Sotik, Fort Hall and Kitui were also carried out.

In the field of hydrology, the year was of major importance in that it commenced with a drought with consequential low river flows and spring failures and then produced floods with river flows and lake levels in many cases being higher than in recorded history.

A combined United Nations WHO/FAO Mission visited Kenya, Uganda and Tanganyika, to investigate the feasibility and cost of a comprehensive hydro-meteorological survey of Lake Victoria, and arrangements were made to provide the team with basic data, arrange tours of the area and interview all interested parties.

In the geological field only 64 boreholes were drilled, as compared with 90 in the previous year.

The Chief Hydraulic Engineer attended a Water Seminar at Addis Ababa organized by the WHO, who with FAO., were later approached to send a mission early in 1963 to Kenya to examine and report on the future organization for water development.

In pursuance of a Government policy decision the public water-supplies at Nyeri, Kiganjo, Nanyuki and Thomson's Falls were transferred to the Aberdare County Council, and the Kitale Municipal Board took over the public water-supply at Kitale.

In the field of water-law administration, land consolidation has resulted in an increasing number of applications for small individual water permits, and the progress with settlement schemes has called for increased water resources surveys and water-law advisory services by field staff.

Health services were expanded, particularly in training facilities. Kenya had the honour of receiving the British Commonwealth Challenge Shield, which was presented to the Minister for Health. The shield was awarded for the best progress in maternal and child welfare services of any country in the Commonwealth over the past five years.

Outside financial assistance continued to be given and UNICEF made available a further £108,285 during the year and also provided equipment for most of the 140 health centres in Kenya.

From WHO came further technical assistance in the fields of nutrition, tuberculosis, environmental sanitation and water supplies.

The Ministry also established a National Advisory Council on Nutrition in May. The main function of this council was to advise on and co-ordinate all activities in the many fields in which nutrition plays a major part. Impetus was given to this project by the lesson learned during the recent crisis of famine and floods. It was essential that there should be an organization which could not only deal with immediate emergencies and advise on long-term measures for the prevention of famine, but would also be able to advise the Government on a national nutritional policy in normal times.

In May, the Minister for Education laid a Sessional Paper before Legislative Council which included proposals to set up a Unified Teachers' Service outside the Civil Service, embodying all new locally recruited teachers; to remove all racial anomalies which exist on racial grounds alone; and to set up a negotiating body representative of teachers and employers through which proposals may be made to Government concerning terms and conditions of service of the teachers.

The policy of multi-racial schools was continued and by November there were 17 European Primary schools throughout the country which had agreed to accept pupils of all races.

A universal primary school course of seven years was introduced in all the 23 African schools in the Nairobi area, replacing the former eight-year course. Under the new system, children entering Standard I will be seven years old and the average age for the Kenya African Preliminary Examination will be 13, instead of 15 as under the old system.

Besides the adoption of a seven-year primary course in African schools in Nairobi, English was being introduced as the teaching language in Standards. Formerly Swahili was used as the teaching language in Standards I to IV and English introduced only in Standard V. English medium teaching is now used in all Standard I classes and will be gradually extended to include the higher classes.

In July, 14 new African Education Officers were appointed by the Ministry of Education to undertake administrative duties at provincial and district level. In all, 36 African officers were engaged on administrative and supervisory duties. There were 11 African officers in charge of District Education Offices.

This is in keeping with the Government's localization and training programme which, during the year was intensified by the addition of two new courses at the Kenya Institute of Administration to train local officers for the higher executive posts in Government. These two courses cater for a total of 48 officers and are designed to last for nine months.

By the end of the year, approximately 300 students were attending courses at the Institute. In addition to the senior executive courses, training was also conducted at a lower level in accounts, establishment work and office management. By the end of 1962, 84 officers had been trained on these courses.

Rapid progress was also made in the training of administrative officers, with 102 officers having attended courses in public administration at the Institute by December. Earlier in the year, extensions to the Institute of Administration buildings had been completed. The Institute was built as a local training establishment for public administration.

On the side of localization, 24 Assistant Secretaries had been appointed locally by March. Of these, all were Africans except for two Asians and one Arab.

The number of Africans in senior posts in the Kenya Civil Service increased by more than one-third during the year. At the

beginning of April, 1962, there were altogether 1,243 African officers in the Government occupying positions which, in the past, had been filled by expatriate officers. This increase represents a considerable advance in the Government's programme for bringing more local officers into the higher ranks of the Civil Service.

The largest increase of Africans in senior posts took place in the Police—from 298 in April last year to 436 in the same month in 1962. There were 13 African Assistant Superintendents and nine Chief Inspectors, while 97 Africans held the rank of Inspector and 317 that of Sub-Inspector. In the Prison Service, the number of Africans in senior posts has more than doubled during the year. Of the present total of 130, four are Assistant Superintendents, 16 Chief Officers and 7 either Technical or Welfare Officers.

The number of Africans appointed to senior posts on the general staff of the Provincial Administration was 178, an increase of over 60 per cent, since April last year. The total comprised 76 District Officers and Administrative Officers, 78 District Assistants and others in supernumerary posts, 7 District Registrars and 17 District Clerks and Cashiers.

The three Ministries of Health and Housing, Labour and Social Services had a total of 131 Africans in senior positions.

There are 23 African Medical Officers with either an M.B. or L.M.S. qualification, 12 Health Inspectors and 7 Community Development Officers. In many other Ministries also substantial increases in the number of Africans in senior posts have been recorded during the year.

Despite economic setbacks and increasing unemployment, the upward trend in wages continued—due mainly to voluntary collective bargaining and trade dispute settlements. This activity was especially marked in the larger urban areas, but it also accounted for wage increases in the tea, sisal and sugar plantation industries, and in general agriculture. The 1962 average of African earnings throughout Kenya, inclusive of the value of housing or house allowance and rations (where issued), was Sh. 133/- per month.

Membership of the trade unions continued to expand. The Kenya Federation of Labour, with 30 affiliated unions, was the sole central trade union organization. A new aspect in labour and management relations was brought about by the signing of an Industrial Relations Charter. The Charter's purpose was to establish a national code of conduct in the regulation of management-labour relations and was expected to bring more lasting benefits than any statutory measures.

Several new buildings were opened. Among them, the up-to-date Television Studios in Nairobi, which were formally opened by the

Duke and Duchess of Kent. A multi-storey hotel was completed in Nairobi in January and the newly renovated United Kenya Club including a residential hostel was also opened during this year.

Tourist statistics show that there were over 11,000 more visitors to Kenya during 1962 than there were in the previous year, representing an increase of 19.4 per cent—an all-time record. In the Tsavo National Park, the Kilaguni Lodge was opened at the beginning of the year, and proved so successful that it is planned to increase accommodation facilities.

The tarmac road from Nairobi was extended to Eldoret, 200 miles away, thus leaving only a comparatively short stretch of non-tarred road on the main route to Uganda. In September, extensions to Embakasi Airport were completed.

The year proved to be no exception in respect of international sports competition both in and out of the country. Pride of place went to Kenya's participation for the third time in the British Empire and Commonwealth Games held in Perth, Western Australia. A team of 24, comprising athletes, boxers and bowlers won two gold medals, two silver and one bronze to finish ninth overall (unofficial) out of 34 competing countries. Seraphino Antao, the Goan athlete, scored a double in the 100/220 yards, equalling the Games 220 yards record. This performance in bringing back two gold medals—the first Kenya has ever won—and beating the world's record holder, made Antao a certainty for the title of "East African Sportsman of the Year". During the season, Kenya's athletes also competed in Europe, where Antao won the A.A.A. 100 and 220 yards at the White City in London, and Egypt. To Kenya came athletes from the U.S.A. and West Germany, and a visit by a British coach was arranged by the British Council.

Kenya played several international football games against Ghana, Ethiopia and the East African countries. There were also matches against two British teams—Middlesex Wanderers and the Isthmian League. Two more Kenya referees (now making three all together) were awarded their F.I.F.A. badges.

Boxing continued to thrive and expand, with the A.B.A. sending three competitors to the Commonwealth Games for the first time; two were successful in winning silver and bronze medals. There were further successes at the first All-Africa Championships held in Cairo.

Cricket, rugby and hockey also enjoyed visits from overseas players.

It was a busy year for the Sports Organization in its efforts to provide and encourage physical recreation among young people. Much was achieved through the active co-operation of the Sports Organization and the national governing bodies of sport.

The National "Youth-Helps-Youth" Campaign was launched by the Youth Council of Kenya in May with the backing of the Government. A yellow maize-cob was selected as the emblem and lapel badges in this design were sold to schools and youth organizations throughout Kenya. There was a very good response, and the appeal was later extended to the general public.

By the end of 1962 more than £12,000 had been collected. This money was given as grants to responsible organizations dealing with needy children. About 100 destitute children were being maintained in this way at the end of the year.

In December, the Colony Youth Organizer visited Britain taking with him two 14-year-old African boys from Starehe Boys' Centre, Nairobi. The object of the visit was to publicize a new aspect of the Youth-Helps-Youth campaign, whereby Youth Clubs and Schools in Great Britain would be encouraged to "sponsor" a needy Kenya child by subscribing £36 per annum. The visit was made possible through the generosity of three commercial firms, who, between them, covered all expenses, and by the end of the year the Kenya Office in London was receiving a steady stream of sponsorships and donations.

At the end of 1962 there were 166 youth centres registered with the Kenya Association of Youth Centres—an increase of seven centres on the 1961 total. The Dulverton Trust Grant of £16,000 continued to be outlaid during the year.

Towards the end of the year Youth Centres benefited considerably from gifts of tools and equipment provided by the United Nations Children's Fund. Early in the year, the Association received 56 crates of textbooks from a Lion's Club in California, and this was followed by a gift of a further 21,000 textbooks from the United States Government. The academic side of the Youth Centre work received a major boost as a result of these gifts. Two training courses for Youth Centre staff were held at the Community Development Training Centre, Lower Kabete, during the year.

In Nairobi City, the Starehe Boys' Centre continued its highly successful work among destitute and delinquent boys. The number of such boys in full residential care continued to rise throughout the year and was 180 in December. In addition, 300 pupils received training on a daily basis. Parents and Voluntary Agencies made the fullest use of the centre's facilities in dealing with delinquents in the 7 to 17 age-groups, and increasing numbers of boys were committed to the centre's care by the Juvenile Court.

Timely financial support of nearly £12,000 was received from the Ford Foundation of America. This, together with some £4,500 raised from other sources, enabled the centre to embark upon a major building programme. By the end of the year ten dormitories,

and several other buildings were almost ready. The Starehe Centre also had the good fortune to be given a £20,000 property at Mombasa for development as a permanent holiday home for its children by the oil refinery.

One of the most satisfying of the year's developments was the opening of the Children's Rescue Centre in Nairobi. Starting as a joint project between Starehe and the Save the Children Fund, the Rescue Centre has provided a new way to assist vagrant children. The project has been taken over in entirety by the Save the Children Fund.

## PART II

### CHAPTER I—POPULATION

A complete census of the population of Kenya was held in August, 1962. This census was the second to be held in Kenya, the first having been in 1948. At the time of writing the only results which are available are the provisional figures of total population; no analysis by race, tribe, sex or age has yet been completed.

The provisional figure obtained for the total population of Kenya is 8,676,000, which is over a million more than had been estimated immediately before the 1962 Census. The explanation for this large discrepancy lies partly in the fact that the rate of growth of the population has been substantially higher than had been estimated and partly that in certain Districts the population had been seriously under-enumerated in 1948. The possibility that there may also have been an over-enumeration in some areas in 1962 cannot be ignored and in these Districts re-counts are being conducted. Such areas are, however, relatively limited and any effect on the overall total will be comparatively slight; it is anticipated that when the revised total has been finalised it will be well over 8½ millions.

Uncertainty over the coverage of both the 1948 and the 1962 Census prohibits an accurate assessment of the rate of population growth. What data is available, however, suggest that it is probably in the neighbourhood of 3 per cent per annum. This rate, which is among the highest in the world, implies that at the present time the population of Kenya is increasing by about a quarter of a million persons annually. The number of adult males of working age between 15 and 60 years is probably increasing by about 60,000 or 70,000 and the population of primary school age between 7 and 11 years by some 30,000 every year. If this rate of growth continues, the population of Kenya will reach 11 millions by 1970, 15 millions by 1980, 20 millions by 1990, and 26½ millions by the end of the century.

#### POPULATION DENSITY AND DISTRIBUTION

Based on a total land area of 219,789 square miles, the 1962 Census figure gives an average population density for Kenya of 40

persons per square mile. The variations in density between different Districts are, however, very great. Thus in the Northern Province, which comprises over half the land area of Kenya, the average population density is some five persons per square mile and in the remainder of Kenya, the District densities per square mile (excluding Nairobi and Mombasa) vary from 690 in Kisii to three in Tana River.

The 1962 population totals by District, together with the areas and densities per square mile, are shown in Table I.

On the basis of the District densities, it appears that over 50 per cent of the population of Kenya is clustered into less than 6 per cent of the land area. In general three main clusters may be discerned: the first along the coastal strip; the second in and around Nairobi and in the Kikuyu, Embu and Meru Land Units of Central Province; the third in Nyanza Province around Lake Victoria and among the southern foothills of Mount Elgon. These areas of high population density are closely correlated with the rainfall.

#### URBANISATION AND THE GROWTH OF TOWNS

The proportion of the total population of Kenya living in urban areas is small by international standards. The 1962 Census showed 34 towns with total population of more than 2,000 inhabitants; the aggregate population of these towns amounts to some 660,000, or rather less than 8 per cent of the total population of Kenya. This figure may be compared with, for example, the 23 per cent for Ghana (1960), 36 per cent for Egypt (1957), 43 per cent for South Africa (1951), 17 per cent for India (1951), 43 per cent in the Federation of Malaya (1957).

TABLE I—KENYA POPULATION CENSUS, 1962  
*Population Densities per Square Mile by Districts*

DISTRICT	Area Sq. Miles	Population	Density
NAIROBI .. .. .	227	314,000	1,383
Embu .. .. .	1,603	293,300	183
Fort Hall .. .. .	702	344,900	491
Kiambu .. .. .	730	406,900	557
Meru .. .. .	3,763	469,600	125
Nanyuki .. .. .	2,811	57,400	20
Nyeri .. .. .	595	254,000	428
Thika .. .. .	842	98,300	117
CENTRAL PROVINCE .. .. .	11,046	1,924,400	174

TABLE I—KENYA POPULATION CENSUS, 1962—(Contd.)  
*Population Densities per Square Mile by District—(Contd.)*

DISTRICT	Area Sq. Miles	Population	Density
Kilifi-Malindi .. ..	4,835	246,800	51
Kwale .. .. .	3,212	157,800	49
Lamu .. .. .	2,702	23,000	9
Mombasa .. .. .	106	178,400	1,683
Taita .. .. .	5,905	90,100	15
Tana River .. .. .	9,168	29,500	3
COAST PROVINCE .. ..	25,928	725,600	28
Central Nyanza .. ..	2,476	663,800	268
Elgon Nyanza .. ..	1,500	348,100	232
Kericho .. .. .	2,133	391,200	184
Kisii .. .. .	752	519,200	690
North Nyanza .. ..	1,200	608,300	507
South Nyanza .. ..	3,003	481,600	160
NYANZA PROVINCE .. ..	11,064	3,012,200	272
Baringo .. .. .	4,004	170,500	43
Elgeyo-Marakwet .. ..	1,009	161,000	160
Laikipia .. .. .	2,736	69,600	25
Naivasha .. .. .	1,413	74,600	53
Nakuru .. .. .	2,456	237,300	97
Nandi .. .. .	714	119,100	167
Trans-Nzoia .. .. .	1,209	97,500	81
Uasin Gishu .. .. .	1,637	100,600	61
West Pokot .. .. .	1,960	59,000	30
RIFT VALLEY PROVINCE ..	17,138	1,089,200	64
Kajiado .. .. .	8,149	68,400	8
Kitui .. .. .	11,696	284,700	24
Machakos .. .. .	5,790	550,500	95
Narok .. .. .	7,147	110,100	15
SOUTHERN PROVINCE .. ..	32,782	1,013,700	31
Northern Frontier .. ..	102,075	438,000	4
Turkana .. .. .	24,700	155,000	6—
NORTHERN PROVINCE .. ..	126,775	593,000	5

The provisional population totals for the ten largest towns, together with 1948 figures and the percentage increases, are shown in Table II.

TABLE II—POPULATION OF MAIN TOWNS, 1948 AND 1962

TOWN	Population, 1948	Population, 1962	Percentage Increase
Nairobi .. .. .	118,976	266,700	124
Mombasa .. .. .	84,746	178,400	111
Nakuru .. .. .	17,625	37,900	115
Kisumu .. .. .	10,899	23,200	113
Eldoret .. .. .	8,193	19,600	139
Thika .. .. .	4,435	13,400	202
Nanyuki .. .. .	4,090	10,500	157
Kitale .. .. .	6,338	8,500	34
Kericho .. .. .	3,218	7,600	136
Nyeri .. .. .	2,705	7,400	174

It will be seen that all the towns shown, except Kitale, at least doubled their populations between 1948 and 1962, while Thika trebled. The total urban population (defined as that of towns with more than 2,000 inhabitants) increased by 13 per cent—from 285,445 in 1948 to about 660,000 in 1962.

In spite of this rapid growth of the urban population, the towns have been able to absorb only a small fraction—approximately one-eighth—of the total population increase in Kenya, which was of the order of 3 million people between 1948 and 1962.

#### AGE DISTRIBUTION

As already stated above, no information on age distribution is yet available from the 1962 Census. The 1948 Census, however, showed the following percentage distribution of the African population by broad age group:—

	Under 1 Year	1-5 Years	6-15 Years	16-45 Years	46 Years & Over
Percentage of Total Population ..	4.5	19.0	24.6	43.2	8.7

It will be seen that Kenya's population contains an unusually high proportion of children: some 48 per cent were shown as aged under 16 years.

It is not anticipated that the 1962 Census will reveal any substantial changes in the age distribution. The proportion of children will only be reduced if there is a fall in the birth rate. Changes in mortality, particularly in infant and child mortality, are more likely to increase than to decrease the proportion of children.

## FERTILITY, MORTALITY AND NATURAL INCREASE

The fertility data obtained from the 1948 Census showed that the mean number of children ever borne alive by women aged 16 to 45 years was 3.2, and by women aged 46 and over 5.3. From these and other data, it has been estimated that Kenya's crude birth rate in 1948 was in the neighbourhood of 50 per thousand.

The 1948 data also showed that of the total children born alive, some 35 per cent had already died by census date, and of these 18 to 20 per cent had died in the first year of life. The application of various techniques of analysis to these data have indicated that the expectation of life at birth in Kenya was probably of the order of 36 years, and the crude death rate about 25 per thousand.

The birth rate has probably not altered appreciably since 1948, but it would seem reasonable to assume that the death rate may have fallen. The Population Branch of the United Nations Department of Economic and Social Affairs have suggested that population estimates and projections made for developing countries with inadequate statistics should envisage a fall in mortality such that expectation of life at birth rises annually by 0.5 years. This would imply that life expectancy at birth in Kenya will have risen from about 36 years in 1948 to 43 years in 1962. A change of this magnitude would cause the crude death rate to fall by at least five points—from 25 to 20 per thousand.

Thus if the birth rate has remained constant at 50 per thousand, and the death rate has fallen to 20 per thousand, a rate of natural increase of 30 per thousand, or 3 per cent per annum, is obtained. This rate agrees with the average rate of growth derived from the comparison of the 1948 and 1962 Census totals, but it remains at present little more than an hypothesis which the detailed analysis of the 1962 Census will, it is hoped, either confirm or invalidate.

## CHAPTER 2—OCCUPATIONS, WAGES AND LABOUR ORGANIZATIONS

### PRINCIPAL OCCUPATIONS

The numbers of persons in employment in the country and their distribution by race and industry are learned from an annual employment census taken jointly by the Economics and Statistics Division of the Treasury and the Ministry of Labour.

At the employment census taken on 29th June, 1962, the country's employed labour force totalled 581,274—about 6.7 per cent of the population. The 1961 figure was 589,391. The number of persons

reported to be employed as casual labours rose from 33,571 in 1961 to 63,248 in 1962. The racial distribution of the labour force was:—

	Adult Males	Adult Females	Children	Total
Africans .. ..	430,793	80,501	14,057	525,351
Europeans .. ..	12,979	6,851	7	19,837
Asians and others ..	32,279	3,757	50	36,086
<b>TOTAL ALL RACES ..</b>	<b>476,051</b>	<b>91,109</b>	<b>14,114</b>	<b>581,274</b>

The distribution by industries of the Africans in employment is shown below:—

	<i>Per cent</i>
Agriculture, Forestry and Fishing .. ..	46.3
Public Services .. ..	28.3
Manufacturing and Repairs .. ..	7.4
Commerce .. ..	5.1
Domestic Service .. ..	3.8
Building and Construction .. ..	2.1
Transport and Communications .. ..	2.4
Mining and Quarrying .. ..	0.6
Other .. ..	4.0
<b>Total ..</b>	<b><u>100.0</u></b>

Although the greater part of the African working population cannot yet be regarded as firmly committed to wage employment, there was a continued improvement in workers' stability in employment. There was also a considerable increase in the numbers of Africans holding posts of higher responsibility, both in private industry and in the public services. Approximately two-thirds of the European and Asian employees were in commerce and industry, and most of the remainder in the public services.

Unemployment, with its background of chronic and widespread under-employment in the subsistence farming areas, continued to be a serious problem even though there was no repetition of the exceptional weather conditions which had upset agricultural employment in 1961. The main causes of the drop in the number of employed were: a reduction in the level of investment in agriculture generally; the virtual cessation of building work, which lowered the level of employment in the building and construction industry by 50 per cent from its 1956 peak; and the raising of wage levels which led to greater economy in the use of labour.

## WAGE RATES

In the three principal sectors of employment the averages were: agriculture, Sh. 66 per month; private industry and commerce, Sh. 182 per month; and public services, Sh. 200 per month.

The statutory minimum wages (inclusive of housing allowance) payable to unskilled labour in the thirteen main towns during the latter part of 1962 averaged Sh. 135 per month for adult men, and Sh. 88 for women and youths. The Wages Advisory Board had reviewed the urban minimum wage levels earlier in the year and recommended their increase in accordance with a new formula for assessing cost of living changes. The Government gave effect to these increases from 1st August, 1962. The new rates of pay were as follows:—

## STATUTORY MINIMUM WAGES IN URBAN AREAS: AUGUST, 1962

AREA	MALE EMPLOYEES AGED 21 YEARS AND OVER		OTHER EMPLOYEES	
	Basic Minimum Wage (per month)	Minimum Housing Allowance (per month)	Basic Minimum Wage (per month)	Minimum Housing Allowance (per month)
	<i>Sh. cts.</i>	<i>Sh. cts.</i>	<i>Sh. cts.</i>	<i>Sh. cts.</i>
Nairobi ..	115 00	26 00	79 00	13 00
Mombasa ..	115 00	30 00	79 00	15 00
Eldoret ..	109 00	26 00	75 00	13 00
Kericho ..	109 00	20 00	75 00	10 00
Kisumu ..	109 00	22 00	75 00	11 00
Kitale ..	109 00	25 00	75 00	12 50
Machakos ..	109 00	30 00	75 00	15 00
Naivasha ..	109 00	30 00	75 00	15 00
Nakuru ..	109 00	24 00	75 00	12 00
Nanyuki ..	109 00	24 00	75 00	12 00
Nyeri ..	109 00	24 00	75 00	12 00
Thika ..	109 00	24 00	75 00	12 00
Thomson's Falls	109 00	25 00	75 00	12 50

Following the establishment of a new statutory Wages Council for knitting mills, there were eight such industrial wages councils in existence at the end of the year. Only one Wages Regulation Order, however, was made for a particular industry during the year, this being an order revising the minimum terms and conditions of employment in the Tailoring, Garment Making and Associated Trades; its principal effect was an increase of 6½ per cent on the basic minimum wages fixed in 1959.

The Regulation of Wages and Conditions of Employment Ordinance (Cap. 229) was amended so as to provide for statutory wage

regulation in agriculture, through an Agricultural Wages Advisory Board and area agricultural wages committees. Meanwhile, a voluntary agreement was negotiated establishing a minimum wage for skilled and semi-skilled workers in non-plantation agriculture operated by the immigrant farming community.

With the exception of the coffee industry, all the major plantation industries introduced pay increases by agreement between the workers' and employers' unions or as a result of recommendations by Boards of Inquiry. For the first time a wage agreement was negotiated in the cotton industry for those employed in ginneries in Nyanza Province.

In the docks at Mombasa, the basic wages of manual workers were increased no fewer than four times during the year, giving an overall rise of approximately Sh. 37 per month. Average monthly earnings of shore-handling labour were Sh. 278 and of stevedores, Sh. 291; their average wages showed an increase of about 16 per cent on the previous year.

There were 14 arbitration tribunal awards, many of them giving increases in pay. The principal industries and services affected included the distributive and allied trades, petroleum supply, shoe manufacturing, electricity generation and supply, railways and local government. As in the previous year, there was a continuing trend throughout industry to fix wages on the basis of a "rate for the job" and to dispense with incremental scales.

#### HOURS OF WORK

Normal hours of work in industry and in the distributive trades were, on average, 45 per week, ranging from 40 hours a week in certain petroleum companies to 60 hours per week in the catering trades. In commercial offices, hours varied from 36 to 40 a week, whilst the majority of civil servants and public authority officials worked a 40-hour week. Few undertakings worked more than five-and-a-half days per week.

Working hours continued to be regulated by statute in certain industries, through the Wages Council system, while in other industries and services regulation in this respect was effected by collective agreements between employer and labour organizations. Payment of enhanced rates for overtime worked in excess of the normal hours is provided for in virtually all these agreements.

There was still little uniformity in the hours of work of agricultural and plantation labour. Periods of work negotiated or imposed by arbitration were often accepted in theory rather than in practice, many employers bowing to custom and allowing their labour to finish work by noon. Normal hours of work varied from 36 to 48 per week, but on some estates, notably in the sisal and sugar industries, many men finished their daily tasks in four to five hours.

## COST OF LIVING

The Nairobi wage earners' index of consumer prices (excluding rent) is based on a survey, held in 1957/58, among households where the total income of the head of the household did not exceed Sh. 320 per month. Although applicable, fundamentally, to those persons whose income does not exceed Sh. 320 per month, the index has relevance also to those families whose living pattern corresponds in general to that revealed by the household survey. As will be seen from the Table below there was a two to three per cent rise in this Index during the year.

## WAGES EARNERS INDEX OF CONSUMER PRICES—NAIROBI

*Base: October-December, 1958=100*

YEAR/MONTH	Food	Beverages and Tobacco	Clothing and Footwear	Fuel and Light	Household Operation	Personal Care and Health	Recreation and Entertainment	Transport	Miscellaneous	All Groups
1960—										
December ..	101	103	102	93	101	168	102	117	125	103
1961—										
December ..	104	104	103	99	99	168	102	117	162	105
1962—										
February ..	104	104	103	100	99	168	102	117	162	100
April ..	106	104	102	99	98	168	102	117	162	107
June ..	105	112	102	99	95	168	102	117	162	107
August ..	107	123	102	101	97	168	102	117	162	107
October ..	106	123	102	100	95	168	102	117	162	109
December ..	105	123	102	100	94	170	102	134	162	108

## WORK OF THE MINISTRY OF LABOUR

The main functions of the Ministry of Labour were to administer Kenya's labour laws and to provide various facilities and advice in relation to employment.

The Ministry's duties included the inspection of all undertakings where labour was employed; enforcement of statutory minimum wages; improvement of standards of housing, feeding and other welfare and health services; the licensing and supervision of recruiting activities; attestation of written contracts; repatriation of workers; control of the employment of women, young persons and children; advice to workers' and employers' organizations; the promotion of joint consultative machinery and collective bargaining; conciliation in trade disputes or their reference to Arbitration Tribunals or Boards of Inquiry; mediation in disputes between individual workers and employers; recovery of workmen's compensation; promotion and approval of provident

fund and superannuation schemes; trade testing of artisans; aptitude testing; the promotion and control of apprenticeship; Training Within Industry for Supervisors (T.W.I.); the operation of employment services; the maintenance of employment records and the production of employment statistics; the registration of persons of all races and their fingerprint classification; the registration of domestic servants; and the carrying out of an annual labour census of domestic servants. The annual census of the remainder of the labour force was carried out in co-operation with the Economics and Statistics Division of the Treasury.

### INDUSTRIAL RELATIONS

The trade union movement had an eventful and formative year, gaining a great many improvements in wages and conditions of employment by collective bargaining and achieving even wider recognition by employers. Four new employee unions were registered and three were de-registered, and at the close of the year there were 52 workers' unions registered under the Trade Unions Ordinance (Cap. 223).

There was considerable activity among the trade unions in agriculture and the plantation industries. These unions, with their already large membership potential, held consultations with a view to amalgamating into a mammoth union to cater for the quarter-million workers in agriculture.

Two new employer trade unions were registered and there were 19 such organizations in existence at the end of the year. The Federation of Kenya Employers more than doubled its membership among industrial undertakings, but circumstances were against gains of membership among agricultural employers.

The wide support given by labour and managements throughout the country to their respective organizations, the increasingly strained relations between them, and the urgent necessity of restoring constructive relations so that both sides could work together to promote better terms and conditions of employment, prompted the Minister for Labour to convene an Industrial Relations Conference of Government and the federations of labour and employers. This conference started in July and led to the signing, in October, of an Industrial Relations Charter. Some 6,000 copies of the Charter, printed in the English and Swahili languages, were distributed among employers and trade unions.

Trade union claims for recognition by employers tended sometimes to cut across the industrial (or "vertical") pattern of worker and employer organization on which Kenya's industrial relations are based. To settle disputes in such matters, the Federation of Kenya Employers and the Kenya Federation of Labour established a Demarcation Committee under the aegis of the National Joint Consultative Council.

Apart from a few trades or industries where voluntary collective bargaining was still conducted *ad hoc*, the position had been reached where the majority of employed labour had its terms of service regulated by agreements negotiated in standing joint councils or committees, or by conciliation settlements or arbitration awards following deadlock. The joint committees in the sisal, tea, coffee and sugar plantation industries all met during the year. Whitley machinery in the Government and Railways and Postal services was also much in use. A Joint Industrial Council was established for the first time in the petroleum supply trade. Talks were started for the formation of a national joint council for employees of local government authorities, to be superimposed on the municipal or county joint staff committees.

#### LABOUR DISPUTES AND THEIR SETTLEMENT

During 1962, there were 285 disputes resulting in stoppages of work, involving a total of 132,433 workers and the loss of 745,799 man-days. This represented a very considerable increase over the figures for 1961 when 120,454 man-days were lost.

Agriculture accounted for 78 stoppages and the loss of 266,711 man-days, while in the manufacturing industries some 11,886 workers were involved in 99 strikes and the loss of 58,994 man-days.

The most serious strike of the year occurred in September when 20,000 teachers stopped work in support of claims for higher pay, the creation of a unified teaching service under one employing body and the refund of teachers' contributions to the pension fund. This stoppage involved the loss of 284,478 man-days, which represented 80 per cent of the total time lost to the various public services by strike action.

Boards of Inquiry were appointed to inquire into the causes and circumstances of seven disputes in the following industries or services:—

Sisal Industry.

City Council of Nairobi.

Coffee Industry.

Motor Engineering Industry.

Crane Operating in the Port of Mombasa.

Sugar Industry.

Food Processing and Grain Milling Industry.

The Boards of Inquiry into the sugar and sisal industries were noteworthy in that they recommended an unusual number of changes in terms and conditions of employment, which the parties then agreed

to accept and implement. Considerable increases in pay were involved. The recommendations of other Boards also were, in most cases, accepted in full.

An increasing number of disputes were referred to arbitration tribunals: 12 being dealt with by statutory tribunals and two by private arbitration arrangements. The principal industries and services affected were: local government services; the petroleum supply trade; Mombasa docks; wholesale and retail distribution; the coffee industry; railways and the Kenya Civil Service. In the coffee industry, the Tribunal was still sitting at the end of the year. A recommendation by the Tribunal in the petroleum trade dispute led to the establishment of a Joint Industrial Council for the industry.

A total of 128 disputes were reported to the Ministry of Labour and the trades disputes legislation was in constant use. Settlement of 109 disputes was affected by conciliation proceedings under the chairmanship of officers of the Ministry; 12 others were referred to arbitration, and seven went to Boards of Inquiry.

In the following comparative table the 1962 figures for stoppages of work are shown:—

#### STOPPAGES OF WORK CAUSED BY INDUSTRIAL DISPUTES

Year	Number of Stoppages	Number of Workers Involved	Number of Man-days Lost
1959 ..	67	42,214	431,973
1960 ..	232	72,545	757,860
1961 ..	167	26,677	120,454
1962 ..	285	132,433	745,799

#### FACTORY INSPECTION

The total number of premises registered under the Factories Ordinance (Cap. 514) at 31st December, 1962, was 5,277 representing an increase of 120 over the figure for 1961. Although development, generally, was limited, there were signs of an increase in industrial activity towards the end of the year. For example, two major schemes were projected for the Thika area: one, concerning the expansion of a metal containers factory, was estimated to cost £750,000, while the other envisaged the setting up of a £1,000,000 rayon and cotton mill incorporating spinning, weaving, dyeing and finishing processes. Among the new undertakings which started production during the year were three tea factories and a sheet-metal galvanising plant.

FACTORIES REGISTERED UNDER THE FACTORIES ORDINANCE  
*Distribution by Major Industrial Groups:*  
 31st December, 1962

INDUSTRIAL GROUP	Factories with Mechanical Power	Factories without Mechanical Power	TOTAL
Agriculture and Livestock Production .. .. .	509	27	536
Food Manufacturing Industries, except Beverage Industries .. .. .	425	46	471
Beverage Industries .. .. .	39	9	48
Tobacco Manufactures .. .. .	2	2	4
Manufacture of Textiles .. .. .	15	1	16
Manufacture of Footwear, Other Wearing Apparel and Made-up Textile Goods .. .. .	186	1,464	1,650
Manufactures of Wood and Cork, except Manufacture of Furniture .. .. .	389	81	470
Manufacture of Furniture and Fixtures .. .. .	171	66	237
Manufacture of Paper and Paper Products .. .. .	11	—	11
Printing, Publishing and Allied Industries .. .. .	83	2	85
Manufacture of Leather and Leather Products, except Footwear .. .. .	12	6	18
Manufacture of Rubber Products .. .. .	20	2	22
Manufacture of Chemicals and Chemical Products .. .. .	76	26	102
Manufacture of Products of Petroleum and Coal .. .. .	2	—	2
Manufacture of Non-Metallic Mineral Products, except Products of Petroleum and Coal .. .. .	59	12	71
Manufacture of Metal Products, except Machinery and Transport Equipment .. .. .	116	55	171
Manufacture of Machinery, except Electrical Machinery	196	11	207
Manufacture of Electrical Machinery, Apparatus, Appliances and Supplies .. .. .	70	16	86
Manufacture of Transport Equipment .. .. .	458	222	680
Miscellaneous Manufacturing Industries .. .. .	90	95	185
Electricity, Gas and Steam Services .. .. .	28	—	28
Water and Sanitary Services .. .. .	75	2	77
Personal Services .. .. .	47	53	100
<b>TOTAL ALL INDUSTRIES AND SERVICES .. .. .</b>	<b>3,079</b>	<b>2,198</b>	<b>5,277</b>

NOTE.—Factories engaged in repair work are classified in the manufacturing group according to the type of product repaired.

The number of factory inspections undertaken in 1962 was 1,933 (1,955 in 1961). Inspectors also made 109 visits to factories for purposes other than inspections and 61 visits were made to other places under the Ordinance.

A total of 1,571 factory accidents (six fatal) were reported in 1962 as compared with 1,185 (five fatal) during 1961. There was a marked increase in the number of reported accidents in two industries—"Manufacture and repair of railway equipment" and "Repair of motor vehicles". The Railway authorities were concerned at the large number of accidents in their workshops and undertook an investigation into the causes, which was still in progress at the end of the year. In the

case of the motor vehicle industry, the increase was attributed to improved and, in some instances, over-zealous reporting. Corrected figures were not available at the time of writing this report.

As in 1961, over 15 per cent (245) of all accidents were statutorily investigated. Although there was a decrease of 4 per cent in the percentage of accidents caused by power-driven machinery, the total number of such accidents was, in fact, 18 more than in 1961. Among accidents caused by moving machinery the proportion of woodworking machinery accidents rose from one-quarter to almost one-third.

Docks Rules were made under the Factories Ordinance on 4th June, 1962, and were brought into force on 1st December. The Rules, which were drafted in consultation with the East African Railways and Harbours Administration and the other East African Ministries of Labour, are concerned with the safety, health and welfare of dock workers and apply to the maritime port of Mombasa and the lake port of Kisumu.

#### VOCATIONAL TRAINING

The Trade Testing and Apprenticeship Section of the Ministry of Labour, which controls training under contracts of service in the craft trades through the Industrial Training Ordinance (Cap. 237), registered comparatively few new training contracts during the year. At 31st December, 1962, 728 such contracts were in force, of which 308 were for apprenticeship and 420 for indentured learnership. The 1961 figure was 647 contracts. Five more employers were approved for the purpose of the Ordinance, bringing the total to 35.

Full-time trade training of pupils on two-year courses was also provided by Government Technical and Trade Schools in a variety of trades. 1,287 persons received instruction at these schools during 1962.

Under the trade-testing system, recognized certificates of competence (in three grades) were awarded to artisans who passed the Ministry of Labour trade tests. All pupils leaving trade schools took these tests and any artisan or craftsman with sufficient trade experience or training could apply for a test. The number of persons tested during 1962 was 2,317.

Further substantial developments in supervisor training occurred during the year. The total of 3,671 supervisors trained under the Training Within Industry for Supervisors Scheme was the highest figure attained since the inception of the scheme in 1956. Much of this increase could be attributed to the intensive T.W.I. Instructor Training operated by the Ministry of Labour, under which a further 29 T.W.I. Instructors were trained in 36 T.W.I. programmes. In addition, special residential supervisory training courses continued to be held for the plantation industries (tea, coffee and sisal) and the manufacturing industries. In all, five of these courses, each of three weeks' duration, were held for 88 selected supervisors.

The Aptitude Testing Unit of the Ministry of Labour further widened the scope of its activities during the year. In addition to personnel selection and classification work for commercial and industrial undertakings and Government Departments, it carried out the selection of entrants to the Government Trade Schools. This involved the testing of over 5,200 pupils at the end of the primary stream. The total number of persons tested by the Unit during 1962 was 9,878.

#### EMPLOYMENT SERVICES

The Ministry of Labour provided a free, public employment service through 26 employment exchanges situated in the country's more important areas of employment. During the year, four of the exchanges in rural areas were reduced to part-time working because of the small amount of business they conducted. In April, 1962, the men's section of the Nairobi exchange was transferred to spacious premises in the city's Industrial Area where there was ample covered, seated accommodation for the average daily attendance of about 500 work-seekers.

The general picture of the year was that there were 65,563 applicants for employment—5,739 fewer than in 1961, while vacancies notified totalled 23,608 as compared to 26,148 in the previous year. The number of placings fell by 2,577 to 18,837. These figures do not directly reflect the general employment situation in the country because recourse to the Service was voluntary. Labour Officers' reports suggested that the decrease in the number of work-seekers was because many of them had given up hope of finding employment through this channel, and that the relatively large fall in the number of placings accomplished (by comparison with the drop in the number of vacancies notified) was due to greater selectivity on the part of employers. Notwithstanding the lower operating figures for the Service, the placings conducted through it amounted to 14.2 per cent of the total number of engagements reported by employers throughout the country, as against 13.2 per cent in 1961.

The issue of Priority Workseeker's Cards in Nairobi and Mombasa continued throughout the year. However, because the majority of jobs were filled at the place of employment and not through the exchanges, there was no way of ensuring that a card holder did, in fact, always receive preference and there was little indication that the system was achieving its object of encouraging the stabilisation of labour within the area of employment.

The second stage in the revision of the occupational classification used in the Employment Service was completed during the year, the aim being to conform as closely as possible to the International Standard Classification of Occupations.

## IMMIGRATION AND PASSPORT CONTROL

The Immigration Department issued 20,039 passports as compared with 22,995 in 1961. In addition, 4,389 Resident's Certificates were issued as compared with a total of 8,740 in 1961.

A total of 97,546 persons arrived in Kenya as against 77,515 in 1961 and of this number 6,318 could be classed as permanent or semi-permanent immigrants, 3,956 being Europeans and 2,362 of Asian or other racial groups.

The balance of 91,228 persons who entered Kenya included returning residents who had been absent for short periods, visitors and transit passengers.

## CHAPTER 3—FINANCE AND TAXATION

## REVENUE AND EXPENDITURE

The Government's financial year runs from 1st July to 30th June. Schedules of revenue and expenditure under the main Heads for 1960/61 and 1961/62 are set out in Appendices 1 and 2. A statement of the total revenue and expenditure for the eleven-year period (10½ years) ending 30th June, 1962, is at Appendix 3.

The following statements give a comparison of the revenue and expenditure for 1960/61 and 1961/62. Expenditure is shown in two parts: the first relates to ordinary expenditure and the second to expenditure incurred from the Development Fund.

	NET REVENUE	
	1960-61	1961-62
	£	£
Tax Revenue .. .. .	27,775,020	29,459,376
Assistance from U.K. Government ..	4,297,500	4,927,687*
All Other Revenue .. .. .	2,768,066	3,119,379
<b>TOTAL .. .. .</b>	<b>£34,840,586</b>	<b>£37,506,442</b>

## \*Includes—

£1,603,100	Grant for Overseas Aid Scheme.
£1,198,500	Grant for Famine Relief.
£50,000	Grant for Famine and Flood Relief (Delemare Scheme).
£795,087	Supplementary Grant-in-Aid—Overseas Service Aid Account.
£1,281,000	Grant-in-Aid of Administration.

	NET EXPENDITURE	
	£	£
Departmental Expenditure .. .. .	32,715,920	28,927,783
Contribution to the Cost of High Commission Services .. .. .	1,561,803	227,176
Overseas Service Aid Scheme .. .. .	1,512,723	3,264,020
Public Debt .. .. .	—	4,140,399*
<b>TOTAL .. .. .</b>	<b>£35,790,446</b>	<b>£36,559,378</b>

\*Public debt previously included under Departmental Expenditure.

## DEVELOPMENT PROGRAMME

The financial year 1962/63 is the last year of a three-year development programme which was launched in July, 1960, on similar lines to the 1954/57 and 1957/60 programme.

The Sessional Paper giving details of the 1960-63 programme states that the main purposes behind the formulation of a capital budget on a three-year basis are "continuity in planning, and the co-ordination and clarification of the objectives of such planning", and the end of the current financial year will show how these purposes have been achieved. Since the Sessional Paper was published, major modifications have been made to the Plan which now includes Land Settlement Schemes and localization and training programmes in the Civil Service.

As revised the Programme contemplated expenditure of £33 million over the three years 1960/63 and on present prospects actual expenditure will amount to £31 million. Actual expenditure in the first two years totalled £18.5 million, including £1.1 million for Land Settlement. The revised estimate for 1962/63 is £12.5 million, made up of expenditure of £8 million for the general programme and £4.5 million for Settlement. The current expanded scheme for Land Settlement in the mixed farming areas is for the settlement of one million acres over the five years 1962/63 to 1966/67, involving expenditure of nearly £27 million over the whole period. In the current year 1962/63 it is expected that £1.2 million will be spent outside the Development Programme on contractor-finance road projects to complete a contractor-finance scheme of over £4.5 million during the 1960-63 period.

## DEVELOPMENT EXPENDITURE

(Including the Swynnerton Plan)

	1960/61	1961/62
<i>Projects under:</i>	£	£
Office of the Chief Secretary .. .. .	486,056	599,860
Minister for Finance and Development ..	570,000	338,166
Minister for Defence .. .. .	636,013	372,766
Minister for Education .. .. .	681,422	600,803
Minister for Agriculture, Animal Husbandry and Water Resources .. .. .	2,305,269	3,198,276
Minister for Commerce, Industry and Com- munications .. .. .	224,224	1,457,847
Minister for Health and Social Affairs .. ..	262,874	153,751
Minister for Labour and Housing .. .. .	678,534	463,855
Minister for Local Government and Lands ..	749,299	931,391
Minister for Tourism, Forests and Wild Life	478,618	463,462
Minister for Works .. .. .	2,078,585	740,143
	£ 9,150,894	9,320,323

## STATEMENT OF FUNDED DEBT OF COLONY AS AT 30TH JUNE, 1960

PERIOD	Amount of Issue	Rate of Interest	Price of Issue	Redeemable
	£	<i>Per cent</i>	<i>Per cent</i>	
1930 ..	3,400,000*	4½	98½	1961-71
1933 ..	305,600	3½	98½	1957-67
1945 ..	600,000	3	100	1970-75
1946† ..	1,820,000	2¾	99	1971-76
1948† ..	3,710,000	2½	99	1965-70
1951 ..	6,070,000	3½	100	1973-78
1952 ..	6,115,000	4½	99½	1971-78
1953 ..	6,510,000‡	4½	100	1971-78
1955 ..	2,500,000	5	99	1970-72
1956 ..	4,225,000	5	96	1978-82
1957 ..	2,500,000	5½	98½	1976-80
1957 ..	1,250,000	6½	97	1972-74
1958 ..	1,000,000	6	100	1963-65
1958 ..	2,750,000	6¼	100	1969-71
1959 ..	600,000	5½	92¼	1976-80
1959 ..	400,000	5½	92¾	1976-80
1959 ..	500,000	6¼	100½	1969-71
1960 ..	1,000,000	6	96¾	1980-83
1960 ..	300,000	6	92¼	1980-83
1960 ..	350,000	6	86	1980-83
1961 ..	3,040,000	6½	96¼	1965
1961 ..	300,000	6½	97	1965
	£ 49,245,600			

\* Part to account of E.A.R. & H. Administration.

† Conversion Loan to account of E.A.R. & H. Administration.

‡ This issue was made as an extension of the 1952 Loan.

Sinking Fund Contributions are at the rate of 1 per cent per annum except the £600,000 loan of 1945, which is at 2 per cent per annum.

#### *Allocation of Public Debt and Annual Charges*

The figures showing the position will be found in Appendix 4.

#### STAMP DUTIES

The revenue from stamp duties collected by the Department of Lands during the financial year 1961/62 was £547,238 as compared with £552,469 for the year 1960/61.

The principal sources of duty were:—

	1961/1962 £	1960/1961 £
Transfers of land .. .. .	130,265	125,901
Cheques .. .. .	116,992	128,268
Revenue stamps .. .. .	81,553	102,470
Bills of Exchange and Promissory Notes ..	65,401	78,581
Mortgages and Debentures .. .. .	45,814	26,326
Company Share Capital .. .. .	36,042	24,993
Share Transfers .. .. .	33,374	30,259
Grants and Leases .. .. .	16,445	18,098
Agreements .. .. .	8,365	6,069
Insurance Policies .. .. .	12,987	11,504
TOTAL	£ 547,238	552,469

#### CUSTOMS AND EXCISE

In 1962 certain amendments were made to the Customs and Excise Tariff Ordinances with a view to producing additional revenue from cement bags, wood screws, gutterings, ridgings, proprietary medicines, sugar, ale, beer, cider perry, stout, potable spirits, cigarettes, cigars, tobacco, petrol, kerosene, oil, hair dyes, perfumery, toilet preparations, tyres, tubes, gramophones and radiograms. The imposition of a duty of 25 per cent *ad valorem* on some proprietary medicines was a departure from the previous practice of admitting all medicines duty free. However, notwithstanding the new duty all ethical drugs and medicinal and veterinary preparations still continue to be admitted duty free on importation into the three territories.

During the year steady progress was made towards the implementation of recommendations made in the Ramage Report for the localization of the department. Three instructors were recruited from the United Kingdom Customs and Excise Department, and these instructors commenced training local staff for a number of more senior Customs and Excise posts in East Africa. The training was carried out at Mombasa and in Dar es Salaam and a total of 63 officers passed out from the training centres during the year and were absorbed into the establishment of the department. A further 27 officers are currently receiving training, and it is anticipated that during 1963 a further 180 officers will be trained for more senior duties. The achievement of this target will, however, depend upon the availability of suitable recruits.

In the protection of the revenue generally, and in the maintenance of the import and export prohibitions and restrictions for which the department is responsible in Kenya, Uganda and Tanganyika, 75 court prosecutions were undertaken during 1962 resulting in

Sh. 21,060 in fines imposed. A further 1,162 cases were compounded departmentally and fines amounting to Sh. 205,770 were imposed. During the same period 653 seizures were effected involving goods estimated to be worth Sh. 604,475.

A schedule reflecting estimates of the revenue for the year under review and the allocation of those revenues between the territories follows. The estimates are based on actual collections and allocations for the first 11 months of the year.

*Estimated Collections, 1962*

<i>Import Duty Collections, 1962—</i>						£
Kenya .. .. .	..	..	..	..	..	13,100,000
Tanganyika .. .. .	..	..	..	..	..	9,550,000
Uganda .. .. .	..	..	..	..	..	6,750,000
						<hr/>
						29,400,000
						1961 ..
						<hr/>
						25,150,000
						<hr/>
Increase on 1961 ..						4,250,000
						<hr/>
<i>Excise Duty Collections, 1962—</i>						£
Kenya .. .. .	..	..	..	..	..	4,710,000
Tanganyika .. .. .	..	..	..	..	..	3,170,000
Uganda .. .. .	..	..	..	..	..	2,900,000
						<hr/>
						10,780,000
						1961 ..
						<hr/>
						9,110,000
						<hr/>
Increase on 1961 ..						1,670,000
						<hr/>
<i>Export Duties, 1962—</i>						£
Tanganyika .. .. .	..	..	..	..	..	115,000
						<hr/>
<i>Estimated Total Amount Collected in 1962—</i>						
Import Duty .. .. .	..	..	..	..	..	29,400,000
Excise Duty .. .. .	..	..	..	..	..	10,780,000
Export Duty .. .. .	..	..	..	..	..	115,000
						<hr/>
<i>Levies, Cesses, Taxes and Royalties—</i>						£
Kenya .. .. .	..	..	..	..	..	65,000
Tanganyika .. .. .	..	..	..	..	..	168,000
Uganda .. .. .	..	..	..	..	..	53,000
						<hr/>
<i>Other Collections—</i>						£
<i>Sale of Ivory and Confiscated Trophies—</i>						
Tanganyika .. .. .	..	..	..	..	..	86,000
Sundries .. .. .	..	..	..	..	..	60,000
Deposits to secure duty .. .. .	..	..	..	..	..	530,000
						<hr/>
						£41,257,000
						<hr/>

Also shown is a schedule giving the estimated volume and balance of visible external trade of Kenya, Uganda and Tanganyika for 1962 based on figures available for the ten months ending 31st October, 1962:—

ESTIMATED VISIBLE EXTERNAL TRADE OF KENYA, UGANDA AND  
TANGANYIKA—1962

*Based on Figures Available for Ten Months Ending 31st October, 1962*

	Kenya	Uganda	Tanganyika	East Africa
	£	£	£	£
Net Imports—				
Commercial ..	62,807,000	23,885,000	35,309,000	122,001,000
Government ..	6,090,000	1,647,000	4,518,000	12,255,000
TOTAL ..	68,897,000	25,532,000	39,827,000	134,256,000
Exports ..	36,892,000	38,671,000	47,575,000	123,138,000
Re-exports ..	6,568,000	3,149,000	2,153,000	11,870,000
TOTAL ..	43,460,000	41,820,000	49,728,000	135,008,000
VOLUME OF TRADE	112,357,000	67,352,000	89,555,000	269,264,000

## FINANCE AND TAXATION

### PERSONAL TAX

The Personal Tax Ordinance, 1957, has operated since 1st January, 1958, and requires all persons over 18 years of age, other than students and married women living with their husbands, to pay an annual graduated tax based upon their income. As from 1st January, 1962, the rates were amended to:—

<i>Chargeable Income</i>	<i>Tax</i> <i>Sh. cts.</i>
Below £120 per year .. .. .	15 00
More than £120 but under £150 .. .. .	45 00
More than £160 but under £200 .. .. .	100 00
More than £200 but under £400 .. .. .	150 00
More than £400 per year .. .. .	200 00

Legislation was introduced in 1962 to abolish the minimum rate, to take effect from 1st January, 1963.

Personal Tax realized a total of £1,691,513, in 1962 as compared with £1,759,661, in 1961.

It is estimated that there was a net loss of non-indigenous taxpayers from permanent emigration of some 3,300 in 1962.

## POOLS TAX

The Pools Ordinance, 1961, which was introduced with effect from 25th July, 1961, provided for the taxation of pools bets at a rate of 10 per cent of the bets placed and for the licensing of pool promoters and their agents.

A total of £19,550 was realized from licence fees and tax on bets in 1962.

## INCOME TAX

### *General*

Income Tax is assessed and collected by the Income Tax Department of the East African Common Services Organization under the East African Income Tax (Management) Act, 1958, which is applicable to the three Territories, Kenya, Tanganyika and Uganda. This Act lays down the principles of ascertainment of income and the machinery of assessment, but the rates of tax and personal allowances are decided by the respective Territorial Governments, e.g. Kenya's Finance Ordinance, 1963.

The amount of tax paid over to the Kenya Government in the year to 30th June, 1962, was £9,932,434, compared with £9,936,206 in the previous year, and £4,369,302 in 1952.

The system of tax clearance certificates introduced in December, 1961, has been extended for another year.

### *Deductions*

A summary of the basis of ascertaining income deductions and personal allowances, and the rates of tax for the year of income 1962, follows:—

#### SECTION A—RESIDENT (INDIVIDUALS)

##### (1) *Income*

Tax is charged on income accrued in or derived from East Africa during any calendar year. (Income remitted to East Africa from foreign sources is no longer assessable.)

In arriving at the total income to be charged, deductions are allowed for expenses wholly and exclusively incurred in the production of the income, e.g. interest on borrowed capital employed in producing the income is deductible.

Relief is granted for certain capital expenditure on buildings, plant and machinery, etc., used for business purposes and on farm works, by annual deductions at various defined rates, designed to write off the total outlay over the life of the asset. There is also an "Investment Deduction" of 40 per cent in the case of ships and 10 per cent on capital expenditure after 5th June, 1962, on industrial buildings and the machinery installed therein for the purposes of manufacture (but not processing) of goods and materials. It has been announced that this deduction will be increased to 20 per cent in respect of similar expenditure

after 11th June, 1963, and extended to include the processing of goods of local origin.

Losses brought forward from previous years may be allowed.

Deduction may be claimed once a year for the cost of each journey to or from East Africa of the taxpayer, his wife or child for purposes of health or recreation, and, in the case of children, for education. The maximum deduction for each journey to or from Kenya and Uganda is £100, and Tanganyika £120.

The annual value of houses owned and occupied is exempt. Where an employer provides accommodation for his employee free or at a low rent, the value to the employee is included in his assessment on the basis of ten per cent of the emoluments with a limit of £250.

In certain circumstances where the income of one year is half that of the previous year, the incomes may be aggregated, and one half of the total treated as the income of each year.

The income ascertained as above is subject to personal allowances set out in (2) and the amount then remaining is the *chargeable income*. Tax is computed at the various rates set out in (3).

#### (2) *Personal Allowances*

The personal allowances to resident individuals are:—

*Single*—£225.—If the individual is also entitled to child allowance, the amount is £450. (In Kenya only, the allowance is £450 where a man is 65 years of age or over, or a woman 60 years or over.)

*Married*—£700.

*Children*.—Allowances are made for children up to a maximum of four as follows:—

£75 for a child under six years old,  
 £100 for a child of six or over but under 12,  
 £150 for a child of 12 or over but under 19,  
 £150 for a child of 19 or over, mentally or physically incapacitated,  
 and  
 £250 for a child of 17 or over, receiving full-time post secondary education at a university or similar establishment or serving whole-time under articles or indentures.

The age to be taken is that at 31st December in the year of income.

#### *Life Assurance and Pension Contributions*

A deduction is allowable for premiums on policies of insurance on the life of the taxpayer or his wife not exceeding £200 plus half the amount by which the premiums exceed that sum. The allowable premium on any one policy is restricted to seven per cent of the capital sum payable on death; the total amount allowable must not exceed one-sixth of the taxpayer's total

income; where the total income exceeds £2,500, the allowance is such an amount to reduce the tax payable by Sh. 5 in the £ on the first £200 and Sh. 2/50 in the £ on the remainder. Employees' contributions to approved pension funds are also allowed; contributions to provident funds are not allowed but the final payment thereout is not taxable. Contributions to certain old approved pension schemes are treated as life assurance premiums.

(3) *Rates of Tax on Chargeable Income—Resident Individuals*

On the first	£400 at Sh. 2 in £.
On the next	£400 at Sh. 3 in £.
„ „ „	£400 at Sh. 4 in £.
„ „ „	£400 at Sh. 5 in £.
„ „ „	£400 at Sh. 6 in £.
„ „ „	£500 at Sh. 7 in £.
„ „ „	£500 at Sh. 8 in £.
„ „ „	£1,000 at Sh. 9 in £.
„ „ „	£1,000 at Sh. 10 in £.
„ „ „	£1,000 at Sh. 11 in £.
„ „ „	£1,000 at Sh. 12 in £.
„ „ „	£1,000 at Sh. 13 in £.
„ „ „	£1,000 at Sh. 14 in £.
On every £ over	£9,000 at Sh. 15 in £.

(4) *Double Taxation Relief*

Although remittances of overseas income are no longer taxable in East Africa, double taxation agreements exist which are of value to non-residents deriving income from East Africa which is taxable in the country of residence.

Agreements have been made with Canada, the Federation of Rhodesia and Nyasaland, Denmark, Sweden and South Africa.

SECTION B—NON-RESIDENT (INDIVIDUALS)

Income accrued in or derived from East Africa is subject to East African tax. Where the chargeable income does not exceed £800, the rate of tax is Sh. 2 in the £. To the extent that it exceeds £800, the rate is the same as for residents.

Residents of the United Kingdom are entitled to the "primary allowance" which reduces the East African tax to the amount of double tax relief granted in the United Kingdom. Residents elsewhere receive the "secondary allowance" which is the amount of any East African pension income, not exceeding £250.

SECTION C—COMPANIES

The rules for the ascertainment of income of companies, trusts and persons other than individuals are similar to those for individuals.

Certain private "controlled" companies, are liable to income tax at Sh. 7/50 in the £, and they can deduct tax at this rate from any dividends paid, and to undistributed income tax at Sh. 7/50 in the £ which is not so deductible.

Non-controlled companies are chargeable with income tax at Sh. 4 in the £, at which rate tax can be deducted from dividends, and to corporation tax at Sh. 3/50 in the £ which is not deductible.

Resident individuals whose personal income tax rate of tax is less than the Sh. 7/50 or Sh. 4 deducted from their dividends may claim set off or refund of any excess on production of vouchers and completion of return of total income, but this is not available to non-residents.

The rate of income tax chargeable on other corporate bodies or persons other than individuals is Sh. 4 in the £ except that for the chargeable income of a trustee the rate is Sh. 5/50 in the £.

#### NOTES

##### *Rates of Depreciation*

Commencing with 1962, deductions in respect of capital expenditure are made broadly on the following lines:—

Industrial Buildings: such as factories—one twenty-fifth annually of the expenditure incurred subject to increases in special cases.

Plant and Machinery: heavy self-propelling vehicles such as tractors—37½ per cent on the written down value method; other self-propelling vehicles such as cars—25 per cent; all other machinery, including ships—12½ per cent.

Mining: two-fifths of expenditure in the first year and one-tenth in each of the six following years.

Farm Works: one-fifth of expenditure in the first and each of the four following years.

There is also an Investment Deduction in regard to expenditure incurred after 5th June, 1962, which, in the case of ships is 40 per cent, and in the case of buildings and plant and machinery installed therein, used for the purposes of manufacture of goods and materials (but not of processing, refining, etc.) 10 per cent. It has been announced that this deduction will be increased to 20 per cent in respect of similar expenditure after 11th June, 1963, and extended to include the processing of goods of local origin.

#### ESTATE DUTY

Although the levying of estate duty was abolished in 1959, there are still several estates of persons who have died prior to the 29th April, 1959 (the date of repeal of the Ordinance), in respect of which no duty had been assessed.

During the year, 28 new estate duty affidavits were received. These were valued at £64,081 on which duty amounting to £468 was assessed. In the same period, 44 Corrective Accounts were received and a further sum of £126,467 was assessed. Total duty collected for the year amounted to £132,030.

## CHAPTER 4—CURRENCY AND BANKING

## CURRENCY

The standard coin is the East African shilling (silver and cupro-nickel) with subsidiary coinage of 50 cents (silver and cupro-nickel), 10 cents, five cents and one cent (bronze). 100 cents equal one shilling. Notes are at present issued in denominations of Sh. 10,000, Sh. 1,000, Sh. 100, Sh. 20, Sh. 10 and Sh. 5. The issue of Sh. 200 and Sh. 1 notes has been discontinued and those in circulation are destroyed as and when they are received from banks.

Paper currency and shilling coins are legal tender for any amount, 50 cent coins up to Sh. 20 and 10 cent, five cent and one cent coins up to Sh. 1.

The currency is controlled by the East African Currency Board, whose headquarters are in Nairobi.

To maintain the sterling exchange value of East African currency local coin or notes may be tendered at the currency offices in East Africa in exchange for telegraphic transfer on London. The premium charged on such transfers is  $\frac{3}{8}$  per cent from 23rd May, 1962.

The premium on transfers to Aden is  $\frac{7}{32}$  per cent.

*Coin and Notes in Circulation as at 31st December, 1962  
as Compared with 31st December, 1961*

Notes:		1961	1962
	Sh.	£	£
	10,000 .. ..	1,798,000	2,079,500
	1,000 .. ..	29,700	26,600
	200 .. ..	140	140
	100 .. ..	744,545	548,555
	20 .. ..	1,164,501	759,376
	10 .. ..	585,714	427,929
	5 .. ..	459,100	341,110
	1 .. ..	10,308	10,300
New Issue:			
	100 .. ..	23,209,530	26,530,975
	20 .. ..	14,909,302	17,163,087
	10 .. ..	6,489,880	7,851,721
	5 .. ..	4,040,050	4,881,328
		<hr/>	<hr/>
		53,440,770	60,620,621
Coin .. ..		8,962,403	9,041,299
		<hr/>	<hr/>
		<u>£62,403,173</u>	<u>£69,661,290</u>

The above figures include Kenya, Uganda, Tanganyika, Zanzibar and Aden.

## BANKING

The following Banking institutions are established in Kenya:—

- (a) National and Grindlays Bank Ltd. (paid capital £5,703,000) with branches at Eldoret, Embu, Fort Hall, Kakamega, Kericho, Kiambu, Kisumu, Meru, Mombasa (two branches); Nairobi (five branches); Nakuru, Nyeri, Thika. There are also 20 sub-offices.
- (b) The Standard Bank Limited (paid capital £11,000,000) with branches at *Bungoma, Eldoret, Embu, Gilgil* (Agency to Nakuru), *Homa Bay* (Agency to Kisii), *Kakamega, Karatina* (Agency to Nyeri), *Kericho, Kiambu, Kisii, Kisumu, Kitale, Limuru* (Agency to Delamere Avenue, Nairobi), *Litein* (Agency to Kericho), *Machakos, Makupa Road, Mombasa* (Agency to Treasury Square Branch, Mombasa), *Meru, Mombasa*—Treasury Square and Kilindini Road, *Nairobi*—Coronation Avenue, Delamere Avenue, Government Road, Hardinge Street, Industrial Area, Westlands, and Ngong Road and Whitehouse Road (Agencies to Delamere Avenue), *Nanyuki, Nkubu Market* (Agency to Meru), *Nyeri, Ruiru* (Agency to Delamere Avenue), *Sotik* (Agency to Kericho), *Thika, Trustee Branch, Government Road, Nairobi.*
- (c) Barclays Bank D.C.O. (paid capital £17,000,000) with branches at Bungoma, Eldoret, Embu, Fort Hall, Kericho, Kisii, Kitale, Malindi, Meru, Molo, Mombasa (3), Nairobi (6) (and a Trustee Branch), Nakuru (2), Nanyuki, Nyeri, Thika and Thomson's Falls.
- Agencies at Bondo, Broderick Falls, Chwele Market, Gatundu, Gilgil, Homa Bay, Isiolo, Kabeche, Kakamega, Kandara, Kangema, Kapsabet, Karatina, Karen, Karoka, Kebirigo, Kerugoya, Kianyaga, Kibirichia, Kigumo, Kilifi, Kimilili, Limuru, Litein, Maragua, Maseno, Maua, Mbale Market, Miwani, Mombasa Port, Mwea Tibere, Naivasha, Nambare, Nandi Hills, Ndere, Nkubu, Roret, Runyenje's, Silibwet, Sirisia, Sotik, Voi. And the following agencies in Nairobi—Dagoretti Corner, Embakasi Airport, Plantation House, River Road.
- (d) Nederlandsche Handel-Maatschappij N.V. (paid capital £7,003,000) with branches at Nairobi and Mombasa.
- (e) The Bank of India Limited (paid capital £3,000,000) with branches in Nairobi and Mombasa.
- (f) The Bank of Baroda Ltd. (paid capital £1,500,000) with branches in Nairobi, Mombasa (2) and Kisumu.

- (g) Habib Bank (Overseas) Limited, Mombasa (paid capital £375,000).
- (h) The Ottoman Bank (paid capital £5,000,000) with branches at Nairobi and Mombasa.
- (i) The Land and Agricultural Bank of Kenya, Head Office, Nairobi (permanent capital, provided by Government of Kenya £2,925,000). The Bank provides advances to farms on first mortgage of agricultural land over the Land Bank Ordinance (Cap. 181).
- (j) Commercial Bank of Africa Limited (paid capital £125,000) with branches in Nairobi and Mombasa.

## CHAPTER 5—COMMERCE

### GENERAL

The statistics which have been provided at Appendix 6 to this Report take the form of the Abridged Annual Trade Statistics for Kenya, Uganda, Tanganyika for the year 1962, published by the Commissioner of Customs and Excise.

There was no significant change in the import licensing policy during 1962. Except for goods from a short list of countries which includes the Sino-Soviet bloc and Japan, more than 90 per cent of Kenya's imports were covered by the Open General Licence. Within the framework of a commercial treaty between the U.K. and Japan, goods from Japan, although still subject to specific licence, were in the main licensed freely. Imports from the Sino-Soviet bloc remained subject to import control, as in previous years, on the basis of past performance. In addition to traditional imports from these areas, further licences were granted to meet special needs.

Direct imports into Kenya during 1962 amounted to £91,254,404 which showed an increase of 2.91 per cent over the 1961 direct imports of £88,672,064. Imports from the United Kingdom, which fell slightly from £30,508,467 in 1961 to £30,260,270 in 1962, were 33.16 per cent of the total imports. On the whole imports from the other Commonwealth countries fell in 1962, especially from Rhodesia, Nyasaland, India, Bahrein Islands, Pakistan and Aden. Imports from Rhodesia and Nyasaland dropped from £1,345,813 in 1961 to £362,291. Imports from India during 1962 totalled £3,535,728 as compared with £3,993,324 during 1961. Australia increased her exports to Kenya from £823,725 in 1961 to £1,203,125 and Hong Kong from £1,617,750 to £1,767,141.

Imports from Japan went up by 9.43 per cent from £8,469,124 in 1961 to £9,628,041 in 1962.

Iran (Persia), in third place, increased her exports to Kenya from £5,989,502 to £7,740,139 which represents a rise of 29.23 per cent.

Imports from the United States of America rose by £1,571,585 to £6,612,171.

Whereas imports from West Germany, Netherlands and Italy were higher, imports from South Africa and France were lower in 1962.

The principal items of imports were industrial and commercial machinery other than electric (£6,433,634), transport equipment (£12,731,539), iron and steel (£5,043,355), cotton piece goods (£5,004,212), gas, diesel and other fuel oils (£4,642,127), base metals and manufactures of base metals (£3,883,984), electrical machinery, apparatus and appliances (including domestic) (£2,609,207), and motor spirit (£2,499,529).

Kenya domestic exports rose by 7.32 per cent from £35,326,027 in 1961 to £37,913,088 in 1962.

The United Kingdom increased her purchases from Kenya by 19.88 per cent from £8,496,578 in 1961 to £10,186,050 in 1962.

Exports to West Germany also increased considerably from £5,859,727 in 1961 to £7,475,827 in 1962.

Exports to the United States of America were valued at £3,753,713 in 1962 as compared with £5,018,469 in 1961.

The main items exported in order of significance were coffee, tea, sisal, meat and meat preparations, pyrethrum extract, hides and skins, soda ash, maize, butter, wattle bark extract, tinned pineapples and wool.

#### REGISTRATION OF NEW COMPANIES

The number of new companies both public and private incorporated during the year was 233, compared with 271 in the previous year. The amount of nominal capital of new companies together with increases of capital in existing companies was £9,470,600, compared with £5,931,813 in the previous year, the large increase being mainly due to increases in capital of existing companies.

The new Companies Ordinance, based on the Companies Act, 1948, came into force on 1st January, 1962, and with the repeal of the previous Ordinance, there is no longer any necessity for the maintenance of a register of mortgages and charges executed by limited companies. There are accordingly no statistics showing the volume of borrowing by companies during the year under review.

## OFFICE OF THE KENYA AGENT IN LONDON

This Office is situated in Kenya House, 172, The Strand. The Kenya Students Unit is also in the same building.

During 1962 there was a large increase in the number of persons using the facilities of the Reading Room. The Kenya Office continued to publish a quarterly Students News Letter in addition to the Kenya Digest which has a wide circulation.

The post of Kenya Agent was vacant during the year and these duties were undertaken by the Public Relations Officer.

The work of the office is expanding to take over certain services previously carried out by the East African Office.

## CHAPTER 6—USE OF RESOURCES AND PRODUCTION

## LAND USE AND TENURE

There was very little demand for new land during 1962 other than for petrol outlets and the emphasis was on routine land administration. The demand for the conversion of leasehold agricultural land into freehold land was very disappointing.

The pace of settlement schemes quickened, but first priority was, of course, given to putting settlers on the land so that although Letters of Allotment were issued to settlers, the stage had not been reached at which it was possible to give registered titles. Delaying factors in the issue of such titles included the fact that a tremendous strain was placed on the country's surveying resources.

There was no important new legislation affecting land during 1962, but the preparation of the new Registered Land Bill was completed, and it is expected that this will become law during 1963. Its effect will be greatly to simplify and cheapen land registration and conveyancing.

*Legislation*

Land legislation now in force includes:—

*The Crown Lands Ordinance.*

Crown grants under this Ordinance are normally made as follows:—

- (i) *Agricultural Land.*—For an initial term corresponding with the approved development period, followed by a freehold grant. Leases for 999 years or lesser period are only granted in cases where land is to be added to an adjoining farm on similar tenure.

(ii) *Township Plots*.—For any term not exceeding 99 years for business, industrial or residential purposes.

(iii) *Special Purposes*.—For terms not exceeding 99 years, normally for any purpose other than agricultural.

*Note*.—Temporary Occupation Licences are issued in respect of land which is required for a limited period, for purposes such as commercial, residential, quarrying, grazing, etc., and at the Coast for agricultural purposes to cover a trial period after which, if the licensee has proved himself and so desires, a grant can be issued.

### *The Land Titles Ordinance*

This Ordinance has been applied only to certain prescribed areas within the coastal strip which include the islands of Mombasa, Lamu, the Lamu Archipelago outside Lamu Island, and the Sultanate of Witu, and provides for the certification and registration of titles or interest in immoveable property within these prescribed areas.

All land within the areas the titles of which have not been certified in favour of a private owner or the titles to which are not awaiting adjudication, is deemed to be Crown land.

### *The Trust Land Ordinance*

This defines the areas of the land units within the Special Areas for occupation by Africans. Provision is made for the grant of—

- (1) Leases up to 33 years and, with the consent of the Secretary of State, for periods up to 99 years; and
- (2) Mining leases up to 21 years.

### *Land Registration (Special Areas) Ordinance*

This Ordinance provides for the ascertainment of rights and interests in, the consolidation of and the registration of title to land in the Special Areas and the registration of subsequent transactions.

### *The Registration of Titles Ordinance*

The underlying principle of the system of registration provided by this Ordinance is indefeasibility of title. Since the enactment of the Ordinance all grants of land and land transactions, elsewhere than in the Special Areas, are made subject to its provisions.

ANALYSIS OF AREAS—KENYA—UP TO 31ST DECEMBER, 1962:  
STATEMENT OF AREAS

	Sq. miles
<i>Special Areas (Trust Lands)</i>	
Trust Lands (including forests, townships, Government Reserves, leasehold land and water) .. .. .	48,991
Private Land (Freehold) .. .. .	1,778
<i>Crown Lands</i>	
Special Reserves (including Temporary Special Reserves, Leasehold Areas, Communal Reserve and Special Settlement Areas) .. .. .	2,135
Alienated Land (including forests, Municipalities, Townships, Government Reserves, Leasehold Land and Royal National Parks) .. .. .	26,425
Unalienated Land (including the Northern Province, Land earmarked for addition to Special Reserves, and water) .. .. .	144,588
Private Land (Freehold) .. .. .	1,043
TOTAL AREA .. .. .	<u>224,960</u>

METHOD OF CROWN RENT ASSESSMENT

(1) *Leases*

*Agricultural Land.*—The annual rent reserved in the initial grant is 1 per cent of the unimproved value of the land. The initial term of the grant is equal to the development period, at the end of which, subject to satisfactory completion of the development, the lessee is entitled to a grant in freehold on payment of the unimproved value of the land, either in one sum, or by 20 equated instalments to include interest at the rate of  $6\frac{1}{2}$  per cent.

Where titles continue to be held on leasehold tenure, the basis of the annual rent is 1 per cent of the unimproved value of the land in the year 1960 for the period ending 1990, then 2 per cent of the 1990 value for the succeeding 30 years, and thereafter 3 per cent of the revised value for each subsequent period of 30 years.

(2) *Freehold*

*Agricultural Land.*—Under the Conversion of Leases Regulations, 1960, lessees of agricultural land leased for a term of 999 years or for 99 years where approval has been given to conversion to 999 years, may apply for conversion of their leases into freehold estates for agricultural purposes only. In consideration of the freehold grant, a capital sum of money (equal to 18 per cent of the unimproved value of the land in 1960) is to be paid before the issue of the grant, or alternatively, payment may be made by 20 equated yearly instalments to include interest at the rate of  $6\frac{1}{2}$  per cent.

(3) *Leases*

*Township Plots.*—On the basis of the payment of a stand premium of 20 per cent of the capital value of the plot at the time of allotment

or issue of the grant, and an annual rent of 5 per cent per annum throughout the term of the lease on the balance of the value.

(4) *Temporary Occupation Licences*

On the basis of 5 per cent of the capital value of the land.

## AGRICULTURE

### *Land Management\**

In the Non-Scheduled Areas, solid progress was made in land consolidation and farm layout. In the African farming areas there was a steady increase in the number of planned farms and in the acreage planted to leys. The total number of farms in African areas provided with farm layouts rose by 4,096 to 34,233 with an acreage of 379,694, a rise of 43,159 acres. Planned farms increased in number by 1738 to 6871 with an increase of 16,898 acres, bringing the total up to 103,983 acres.

In the Central Province, 23,196 farms were demarcated and plans prepared for 1,631 farms. In Fort Hall, re-consolidation made good progress and 54 out of a total of 126 schemes were finalised. Most of these schemes had been consolidated previously and many layouts completed. In Embu there was more solid achievement in farm layouts than in any other district. The standard and quality of farm layouts improved and the winner of the 1962 Royal Agricultural Society of Kenya Award was a farmer from this district.

In Kiambu where land consolidation was completed in 1959, much of the countryside now presents a pleasing picture of good land use, with arable crops on the gentler slopes and bench terraced cash crops and grass on steeper slopes. A flight from Nairobi to Nyeri will show that land use in the three Kikuyu districts—Kiambu, Fort Hall and Nyeri, varies in development with the order at which land consolidation was completed; the earliest district, Kiambu, is far more advanced than the latest, Fort Hall, but the same type of pattern can be seen developing in parts of all of them.

The most backward district in Central Province in 1962 was Meru. Land consolidation made slow progress, with frequent halts for consultation, arbitration and appeal. In some locations there was a refusal to consolidate at all.

In the Coast Province planned farming in all districts gains ground very slowly. For African farmers there is no established system of individual land tenure on the Coast, and security of occupation is, therefore, still uncertain. Simple farm planning continued and in the Coast Province 97 farms totalling 1,255 acres were planned.

---

\* For the different types of better land management see the article by L. H. Brown in *The Empire Journal of Experimental Agriculture*, Vol. XXX, number 120 of October, 1962.

In the Rift Valley Province, the main emphasis of work was on the Settlement Schemes. In this connection some 38,291 acres were surveyed and simple plans were prepared for another 94,195 acres. Nearly all farms planning activity in the Rift Valley Province was devoted to the planning and layout of the new settlement schemes.

Steady progress was made in several Rift Valley Districts—Baringo and Elgeyo particularly. Woolled sheep in the high cold country of Elgeyo increased in number and this development spread to the adjacent West Pokot district. Voluntary land consolidation continues in Baringo district. The most disappointing district in Rift Valley in relation to its potential, was Nandi which was still well behind Elgeyo or Kericho districts in the general level of its development.

In Nyanza Province, progress was hampered by weather conditions early in the year. Nevertheless some steady progress was reported. The number of farms consolidated was 8,537 constituting 41,380 acres: of this number 2,483 farm layouts were prepared constituting 18,721 acres. In Kisii district, Grade cattle, chiefly Freisian and Ayrshire crosses have been introduced for the first time and have been very successful. The level of husbandry was high and no losses were reported in areas where only a few years ago Sahiwal cross animals suffered heavily. There has been a general improvement in Coffee culture and Tea growing in Kisii. Tea growers in Kericho maintained high standards and obtained high yields.

In Southern Province, there was some slow progress towards recovery in Kamba districts and steady progress towards better land use in several parts of Masai land after the disasters of 1961. Consolidation and demarcation teams were at work in the Ngong area, around Loitokitok, and in the Narok district. This was a significant step forward by the Masai. Machakos district finished the year with a surplus of 66,000 bags of maize while Kitui had 7,600 bags of surplus maize. Machakos doubled its vegetable and fruit production while the cotton industry became firmly established in Kitui; 300 acres of cotton yielded an average of 600 lbs. per acre, about twice the normal rain grown crop yields in e.g. Nyanza Province.

In Masailand 1,500 acres at Loitokitok were registered for individual holdings. Co-operative ranching schemes started at Kajiado and Lodokilani.

In Southern Province and in other semi-arid areas, grazing schemes are an important part of Agricultural development. Grazing schemes which still operated at the end of 1961 continued to do so in 1962. The Samburu grazing schemes, however, failed to revive. Some interest in individual ranches was displayed in Masailand, but this is a development which can only be supported on the best grazing land because of the capital involved.

*Statistics of improved farming in the Non-Scheduled Areas*

	Number of Farms 1962	Acreage 1962
<b>ENCLOSURE—</b>		
Nyanza Province .. .. .	11,723	145,338
Central Province .. .. .	5,267	921,531
Rift Valley Province .. .. .	933	51,762
Southern Province .. .. .	25	960
Coast Province .. .. .	6	63
<b>LAND CONSOLIDATION—</b>		
Nyanza Province .. .. .	8,537	41,380
Central Province .. .. .	82,549	1,122,020
Rift Valley Province .. .. .	1,056	28,203
Southern Province .. .. .	191	6,420
Coast Province .. .. .	1	10
<b>DEMARCATIION OF FARMS—</b>		
Nyanza Province .. .. .	8,118	103,751
Central Province .. .. .	23,196	147,394
Rift Valley Province .. .. .	96	1,938
Southern Province .. .. .	87	4,590
Coast Province .. .. .	35	581
<b>FARM LAYOUTS—</b>		
Nyanza Province .. .. .	2,483	18,721
Central Province .. .. .	1,475	19,737
Rift Valley Province .. .. .	77	3,252
Southern Province .. .. .	6	150
Coast Province .. .. .	55	1,299
<b>FARM PLANS—</b>		
Nyanza Province .. .. .	—	—
Central Province .. .. .	1,631	15,286
Rift Valley Province .. .. .	3	147
Southern Province .. .. .	7	210
Coast Province .. .. .	97	1,255

*Mixed Farming and Livestock Enterprises*

1961 saw an increase in steady flow of grade cattle from the Scheduled Areas through sales and private deals to the African areas. There was, all over the country, a marked trend towards improved mixed farming, and this included a newly awakened interest in sheep and poultry as well as in cattle, although pigs do not appear to have aroused the enthusiasm of African farmers, except in some parts of Central Province.

*Cattle.*—Beef cattle numbers, especially in the Rift Valley Province, were not affected greatly by the new settlement schemes

and the good grazing ensured considerable numbers of high quality animals for slaughter.

In the Scheduled Areas most affected by settlement schemes, there was a decrease in the dairy herds but in the rest of the Scheduled Areas milk production was maintained.

It was particularly encouraging to see the development of successful dairy co-operative enterprises. In Rift Valley Province, Nandi district now has three co-operatives. In Central Province the Mathira and North Tetu Dairymen's Milk Co-operative developed profitable milk sales in Nyeri and Fort Hall.

In Coast Province the complete modernization of the milk processing factory at Mariakani was completed.

In Nyanza Province there was a trend in all areas, except the Central and South districts, towards greater appreciation of the need to improve livestock and control their numbers. In Kisii district, there were considerable imports of grade stock, while in Kericho there was development in the Itembe Cream scheme which has now been registered as a co-operative society.

*Sheep.*—The only district in which woolled sheep were outstandingly successful was Elgeyo/Marakwet where the high, remote Cherenganis are more suited for this type of farming. It is reported that there were in 1962 3,300 head of grade Corriedales there with 14 high grade rams.

*Poultry.*—There was an overall reduction of European owned flocks during the year, which was compensated by increased egg production by the African farmers; for some months of the year this resulted in an over abundance of eggs and a consequent drop in price.

The Kenya Poultry Produce Co-operative Society Ltd., the main exporter of eggs, curtailed exports as a result of the overall reduction of European flocks, and the consequent reduction in supply of suitable eggs.

There was a limited export demand for top quality eggs, which had to be air freighted, thus increasing cost. In several export markets there was a demand for somewhat cheaper eggs.

There was a reduction in the importation of day old chicks since Kenya hatcheries experienced difficulties in disposing of their stock. Fortunately, however, the demand for chicks from other East African territories, Ethiopia and Aden, was maintained.

Poultry enterprises grew up in Kiambu where the Nairobi market makes it profitable, in Nandi which serves the Nyanza and Eldoret market, and in the southern part of Kilifi district which serves the Mombasa market.

*Pigs.*—Interest in pigs is spasmodic. The country underwent, in 1962, one of its periodic shortages of pig products with the prospect of a possible over-production in two years' time. There was some indication of renewed interest in the Non-Scheduled Areas but the only district which produces appreciably is Nyeri.

#### *Plantation and Cash Crop Industries*

*Coffee.*—The Long Term International Coffee Agreement resulting from the U.N.O. sponsored negotiations in July and August will place severe restrictions on the development of the coffee acreage, but the prices obtained, especially in the higher grades, have been maintained at a satisfactory level. The standard of production in most areas has improved, with a greater percentage of Coffee in the first three classes. In Nyanza it became apparent that conditions are not well suited for growing coffee, and while it was still the best cash crop, the results, even under the most favourable conditions did not reflect the good results of other areas. Compared with the 1960/61 production figure, there was a drop from the Scheduled Areas while production by African growers rose and is rising sharply.

COFFEE				1961/62 Season
European	..	..	..	19,025 tons
African	..	..	..	7,955 tons
Sweepings, etc.	..	..	..	383 tons
TOTAL				27,363 tons

*Tea.*—Under the auspices of the Special Crops Development Authority tea development continued in the African areas, particularly those of Central and Nyanza Provinces, and in Nandi district of the Rift Valley Province. The demand for stumps by the African farmers was in excess of the supply of seedlings available. There are now 14,397 registered smallholder growers cultivating 6,233 acres among them. In the European areas where some 42,800 acres are under tea, conditions for production have been favourable.

<i>Tea Production* (lbs. of made tea)</i>				1961	1962
Kericho	..	..	..	20,569,770	25,656,750
Kitale	..	..	..	37,225	49,941
Limuru	..	..	..	1,481,256	1,978,954
Nandi	..	..	..	3,964,387	5,600,396
Sotik	..	..	..	1,453,622	2,451,925
Ragati	..	..	..	362,880	478,835
TOTAL				27,869,140	36,216,801

\* These figures represent the output from the tea factories. African grown leaf is included in the totals for Kericho, Limuru, Nandi and Sotik. The Ragati Production is entirely from African grown leaf from Nyeri, Embu and Fort Hall districts.

*Pyrethrum.*—Production in 1962 was better controlled in the African areas than in previous years and most co-operative societies maintained a responsible attitude towards production vis-a-vis the world market. Cultivation standards improved but to safeguard against possible overproduction, quotas were reduced and a larger cess imposed upon the growers. The production for 1962 was 7,300 tons from the Scheduled Area and 2,700 tons from the Non-Scheduled Areas.

*Sisal.*—Sisal production decreased by approximately 10 per cent and the prices improved during the year. Sisal estates in Nyanza were neglected while the acreage at the Coast was reduced. The Vipingo Sisal Estate ceased production of cortizone. The main production centres were in the areas around Nairobi and Nakuru. African production was still limited to hedgerow planting and the production in Machakos fell markedly. Total production for 1962 was estimated at 58,600 tons.

*Sugar Cane.*—Acreage under sugar cane expanded to a small degree. Further developments, however, await the building of another factory as the sugar cane production in Nyanza outstripped factory capacity. European farmers in the Songhor area built jaggery factories to process at least some of their cane. The Ramisi factory of Kenya Sugar Limited was able to accept cane from African farmers in its vicinity. This greatly facilitated the development of sugar cane, particularly in the Shimba Hills Settlement Scheme. Total production of sugar remained about at the 1961 level which was 32,648 tons.

*Cotton.*—Following the disastrous season at the end of 1961, the Cotton Board set up a drive to increase the acreage of planted cotton. Co-operation between the staff of the Board and the Agricultural Department staff together with the help from other Departments achieved gratifying results, but, owing to unseasonal rain in Nyanza and drought at the Coast, the yields for the 1961/62 season fell. In Southern Province a welcome development of cotton was achieved in Kitui district and in the southern part of Machakos district where the yield was encouraging. It is also satisfactory to note the development of cotton co-operative societies in both the major producing areas. The 1961/62 crop produced some 9,187 bales on which £377,964 was realized and a further £49,969 on the cotton seed.

*Castor.*—Castor production has not increased due to difficulties of haulage in Kitui and lack of interest in most other areas.

*Cashew Nuts.*—These are limited almost entirely to Coast Province. The 1961/62 crop was severely hit by the deluge during the ripening and harvesting. There is a small acreage along the shores of Lake Victoria in South Nyanza, but it was not yet in production.

*Coconuts.*—There was a slight increase in production from Asian and European cultivation, but generally the crop was static.

*Rice.*—Rice production was cut in Nyanza and no development was recorded from Coast Province. The Mwea/Tabere Irrigation Scheme, however, went ahead and though it did not increase its acreage, it improved the yield per acre, by yet another two bags, to 32 bags per acre. This is an excellent figure achieved in spite of flood damage at the beginning of the year.

*Potatoes.*—Drought in 1961 followed by floods early in 1962 resulted in a marked shortage of potatoes during the first four months of 1962. During this period the price paid to producers was about Sh. 38 a bag, but for the rest of the year it fell to the more normal price of about Sh. 26. The whole production of potatoes in both European and African areas is threatened by the spread of bacterial wilt. Blight was also troublesome in some areas. Nevertheless a strong interest was maintained and successful contracts were made to supply potatoes to Aden. The acreage on European farms and African farms in the Rift Valley increased.

*Pineapples.*—Total production rose slightly in 1962 both in the Scheduled and the Non-Scheduled Areas. The total tonnage delivered to the factories was 22,254 tons made up of 13,488 tons from the Non-Scheduled Areas and 8,766 tons from the Scheduled Areas.

The potential for production is considerable but the limiting factor is the lack of established markets and the subsequent difficulties in disposing of the canned products. The value of the canned pineapples exported was over £650,000.

*Fruit.*—The two canning factories increased their buying of local produce and there was a rise in sales from Machakos district. In the areas adjacent to Nairobi the sale of fresh fruit to the Nairobi market continued satisfactorily. There was a noticeable improvement in the attention paid by the African farmers to the importance of proper grading. The more remote areas still suffered from lack of marketing organizations. The mango crop at Malindi was adversely affected by the weather and the June/July crop was disappointing. The December/January crop was, however, good.

*Flowers.*—As a cash crop these are limited to the periphery of Nairobi. The farmers here produced some high quality blooms and good prices were obtained.

*Tobacco.*—The production of Virginia tobacco continued in the Embu, Sagana and Kitui areas. The purchases of green leaf by the local tobacco company at Kitui fell to 560,889 lb. valued at £2,435. The prices paid to growers remained the same at 12, 8 and 3 cts. per lb. respectively for the three grades. Purchases of flue-cured tobacco from master growers rose to 189,713 lb. valued at £16,859. The average price for the first three grades was Sh. 5 per lb.

*Wattle.*—Total purchases of wattle were 30,589 tons of dry bark and 30,589 tons of green bark. Exports and local sales of processed bark totalled 5,170 tons with an export value of £147,091. The production of extract was 16,499 tons the export value of which amounted to £724,731.

*Passion Fruit.*—African growers in Kisii produced appreciable quantities of passion fruit. Total production was 507,944 lb. of fruit from which 568 gallons of juice were sold locally and 11,444 exported.

*Cereals.*—Conditions in the main cereal growing areas were favourable and good crops of maize and wheat were harvested in Nyanza, Rift Valley, Central and Southern Provinces. In Southern Province the introduction of specially bred, early maturing varieties did much to ensure far better crops of maize on the limited rainfall. Early prospects in the Trans Nzoia were very nearly ruined by a plague of rats which had thrived on the ruined grain lodged in the fields by the heavy rains at the end of 1961. An energetic campaign under the Rodent Control Officer of the Department of Technical Co-operation, quickly dealt with the plague and good crops have been harvested. The total maize crop was as follows:—

	<i>Scheduled Areas</i>	<i>Non- Scheduled Areas</i>	<i>Total</i>
	<i>Tons</i>	<i>Tons</i>	<i>Tons</i>
1961/62 Harvest .. .. .	80,800	69,300	150,100
The wheat crop harvest figures are:—			
1961/62 .. .. .	83,100	1,000	84,100

The acreages planted to barley and oats both dropped.

The following agricultural commodities were exported to total values exceeding £500,000 each:—

	<i>1961</i>	<i>1962</i>
	<i>£</i>	<i>£</i>
Coffee .. .. .	10,624,891	10,612,670
Tea .. .. .	4,004,198	5,189,235
Sisal .. .. .	4,191,840	4,323,174
Pyrethrum (including extract) .. .. .	3,075,361	3,164,409
Meat and Meat Products .. .. .	2,228,341	2,757,575
Hides and Skins .. .. .	1,556,282	1,367,468
Dairy Products .. .. .	723,019	1,065,722
Maize .. .. .	3,553	1,011,967
Wattle (extract and bark) .. .. .	906,527	871,822
Fruit (dried, canned and preserved) .. .. .	522,185	819,173
Wool .. .. .	435,580	529,243

#### ANIMAL HUSBANDRY

##### *Stock Marketing*

Following the 1961 drought and floods and the attendant difficulties of purchasing and moving trade stock, conditions returned to

normal early in 1962, and the African Livestock Marketing Organization resumed normal operations in the main pastoral areas of the Northern Province and Masailand.

Purchases were lower than in the previous year since stock-owners were intent on building up their herds after the losses sustained during the drought.

Sheep and goat purchases were reduced to very small numbers as a result of the policy of handing over this trade to Northern Province traders, who supplied the Kenya Meat Commission direct. A.L.M.O. staff continued to assist traders by organizing deliveries, inspections and disease control.

Purchases for the year were as follows:—

<i>Cattle</i>	<i>Sheep and Goats</i>	<i>Camels and Donkeys</i>
29,368	675	4,733

The throughput of stock in the Department's field abattoir's was below the 1961 figure. The Marigat abattoir remained on a core and maintenance basis. The Kajiado abattoir operated solely for the purpose of bonemeal production. Only at the Archer's Post abattoir did normal processing continue, although even there production was down mainly due to the lack of suitable stock following the drought of 1961.

The following animals were processed:—

	<i>Cattle</i>	<i>Sheep and Goats</i>	<i>Camels</i>
Archer's Post ..	3,134	—	5,060
Marigat ..	—	—	—
Kajiado .. ..	380	—	—

The value of the stock and bones purchased by A.L.M.O. during the year mounted to £288,514.

#### 1. Deliveries to Kenya Meat Commission, 1962

	Scheduled Areas	Non-Scheduled Areas	TOTAL (Head)
Cattle .. ..	99,790	57,956	157,746
Calves .. ..	1,339	—	1,339
Sheep .. ..	55,321	53,107	108,338
Lambs .. ..	4,304	—	4,304
Goats .. ..	2,101	65,326	67,427

## 2. Deliveries of Pigs for Slaughter

	Scheduled Areas	Non-Scheduled Areas	TOTAL (Head)
Baconers .. .. .	32,663	85	32,748
Porkers .. .. .	13,017	1,241	14,258
Larders .. .. .	1,729	85	1,814
<b>TOTAL .. .. .</b>	<b>47,409</b>	<b>1,411</b>	<b>48,820</b>

## LIVESTOCK IMPROVEMENT

As a result of the impact of C.D. & W. schemes for A.I. development in the Non-scheduled Areas, the monthly sales of semen from the Central Artificial Insemination Station rose from 25 per cent of the total at the beginning of the year to 38 per cent of the total at the end of the year. The Service has developed furthest in Central Province. A total of 12,701 inseminations was made.

Technical A.I. training courses of six weeks' duration were continued. Ninety Africans and eight Europeans participated in these courses.

A C.C.T.A. training course and seminar of infertility of farm stock, and the question of A.I. schemes with special reference to African conditions, held sessions both at the Central Artificial Insemination Station and the Athi River Training School.

Sahiwal breeding on the Veterinary Department's livestock improvement centres was continued and efforts were directed towards the establishment of a National Sahiwal Stud. Sales of semen from the Sahiwal Stud at the Department's Central Artificial Insemination Station increased by 26 per cent compared with the amount sold during 1961, and rose to second place amongst sales from all breeds.

Numbers of improved breeding stock made available to African farmers showed an increase of 55 per cent over the total for the preceding year. The demand far exceeded the supply. Practical training in animal husbandry and Veterinary work received greater emphasis at the Veterinary Department's farms. Courses were provided mainly for adult African farmers and their wives, and were integrated, wherever practical, with courses in crop husbandry given at Farmers Training Centres.

## HIDES AND SKINS IMPROVEMENT SERVICES

1962 was a year of progress and the standard of preparation of Kenya's hides and skins continued to rise.

Production and exports decreased considerably compared with 1961, when considerably larger supplies were due to the exceptional high cattle casualty rate caused by the severe famine and floods.

The overseas price of suspension dried hides remained fairly stable throughout the year, though there was a tendency for the market gradually to weaken. Goatskin prices were stable throughout the year, but below the prices ruling in previous years. This year's trading from Kenya showed a more obvious resistance to light weights. Demand for sheepskins remained good and prices returned to an average much nearer the normal.

The result of this somewhat difficult year's trading was a total F.O.B. export value of £1,357,268.

#### EXPORTS—1962

Hides and Skins	Quantity in Centals	Value
		£
A. HIDES OF CATTLE, UNDRESSED (INCLUDING CALF SKINS)—		
(a) Ground dried .. .. .	379	2,211
(b) Suspension dried .. .. .	67,154	638,632
(c) Wet salted .. .. .	41,446	226,749
B. SHEEP SKINS—		
(a) Ground dried .. .. .	318	1,593
(b) Suspension dried .. .. .	17,143	219,939
C. GOAT SKINS—		
(a) Ground dried .. .. .	230	1,756
(b) Suspension dried .. .. .	14,190	266,388

#### ANIMAL HEALTH

##### *Foot-and-Mouth Disease*

In the Scheduled Areas, the incidence of disease was higher than usual, particularly in southern parts of the Rift Valley Province, and the Machakos district of Southern Province. Type "O" virus was the most commonly encountered, but Type "A" was present in the Trans Nzoia, Naivasha and Machakos districts. Type "C" virus was recorded in the Nanyuki and Isiolo districts, but the outbreak was mild and soon died out.

In the Non-scheduled Areas, outbreaks occurred in most districts, and were particularly persistent in the Samburu, Mukogodo and Trans Mara areas. Again both "O" and "A" type viruses were identified.

Type SAT. 2 was not identified during the year.

Quantities of vaccine were used, particularly in the Rift Valley Province, where over 254,000 head of cattle were vaccinated.

#### *Rinderpest*

For the first time, a rinderpest inoculation campaign was carried out in the Turkana district of the Northern Province. This was an important achievement as susceptible stock in this district have provided a link with territories to the north where the disease is fairly widespread.

Rinderpest inoculation improved considerably in many districts, particularly in the Rift Valley, and there was evidence of greater co-operation among stockowners in some of the Non-scheduled Areas as compared with the previous year.

Small outbreaks in calves were reported from the Northern Province and from the Narok district of Southern Province.

#### *Contagious Bovine Pleuro-pneumonia*

Widespread dispersal of infected herds from quarantines in Masailand during the 1961 drought resulted in considerable spread of the disease in these areas during the year. For the first time for many years the disease "escaped" from Masailand in 1962, and the Ndeiya Grazing Scheme area of Kiambu district became infected. A suspected outbreak of pleuro-pneumonia was investigated in great detail on the Simba Ranch in the Machakos district, in view of the possibility of the disease having been introduced by illegal stock movements from Masai during the drought of the previous year. After a very small number of suspected animals had been slaughtered, repeated testing showed all herds to be clear of the disease.

The pleuro-pneumonia field testing units continued to operate in both Masailand and Ndeiya. Vaccination of stock in quarantine areas was again restored to with some apparent success, in checking spread of the disease. Elsewhere in Kenya, only in the Turkana district was there some evidence of the disease.

#### *Zoological Services*

Very little reclamation of tsetse-infested land was undertaken during 1962, mainly because of lack of funds. The spraying operations against *G. fuscipes fuscipes* Newstead (*G. Palpalis*), the vector of Gambian type of sleeping sickness, around the shores of Lake Victoria were slowed down. In 1959, when the spraying campaign in Nyanza was expanded, it was the intention to exterminate *G. fuscipes* from the Lake shore and rivers running into it, thus eradicating this species from Kenya. Consequently the work was

designed to be part of a much larger scheme which was to have been financed partly from international sources. Unfortunately funds required to complete the operation have not been forthcoming, so that the situation as regards this vector has now become serious. Funds available from Colony and local government sources at the end of 1962 were inadequate to continue spraying effectively on large scale, and reinfestation of the areas treated was imminent. In fact, the threat of reinfestation will remain until such time as adequate funds become available for this work.

A new factor arose in the appearance of Rhodesian sleeping sickness transmitted by *G. pallidipes* in Central Nyanza and the Lambwe Valley. Here the main danger lies in the fact that large areas of Kenya are infested by *G. pallidipes* and, therefore, the disease could spread to other parts of the country unless prompt action can be taken to prevent it.

Productive work continued during the year on drug treatment of cattle in the field, testing new drugs and the immunology of trypanosomes. Further investigations into the value of attractants mixed with insecticides as possible means of improving fly survey methods and the efficiency of insecticidal spraying have also continued with some success.

#### BOARD OF AGRICULTURE (SCHEDULED AREAS)

The Board of Agriculture (Scheduled Areas), apart from carrying out its normal functions under the Agriculture Ordinance, has been responsible for handling special funds provided by the British Government to assist farmers to overcome the disastrous circumstances of 1961. These funds were in the form of a Planting Grant for wheat and barley for which £325,000 was provided and relief grants and loans totalling £450,000.

Due to favourable weather conditions the harvest was, in general, good and the amount of G.M.R. claims anticipated was not expected to exceed £30,000.

Development Loans were approved by the Board for £134,195 to some 70 farmers of which approximately £98,372 was given for the purchase of cattle, £15,480 for sheep and other small stock, £1,550 for fencing, water, dips and sprays, £2,500 for buildings, £15,293 for machinery and £1,000 for miscellaneous items.

Short-term advances for the production of wheat, maize and barley amounted to £1,543,390 which is more than in previous years due chiefly to the fact that Government in order to maintain the wheat crop, gave an additional incentive in the form of increased advances.

Close liaison was maintained with the Land Development and Settlement Board over its Settlement Schemes, with various statutory bodies and with the K.N.F.U.

#### BOARD OF AGRICULTURE (NON-SCHEDULED AREAS)

In the financial year, 1961/62, £177,903 Grant expenditure and £272,574 Loan expenditure was accounted for by the Board, as against £180,705 Grant and £244,153 Loan in 1960/61. Of the loan expenditure £140,965 were given to 1,700 individual farmers, £35,000 were issued to the Kiambu Joint Loans Board, and £94,229 were issued to African District Councils for various projects, largely connected with water supplies on a £ for a £ basis with grant funds provided by the Board. £2,380 were issued to Co-operative Societies, mainly for coffee development.

The Board also accounted for £252,000 during 1962 made available by the British Government and other donors for Disaster Relief. These funds were spent on the rehabilitation of cash crops that had suffered from flood and drought, on the repair of roads in farming areas and on the restoration of damaged water supplies.

The Shimba Hills Settlement Scheme continued to show steady progress. By the end of the year there remained only 85 vacant farms which should be filled in 1963. Sugar-cane as a cash crop was introduced and showed great promise. The crop will be sold to the Ramisi factory a few miles to the south of Shimba.

The normal activities of the Board continued and the Technical Branch was kept busy on the design and installation of rural water supplies in many districts and notably in Taita where the construction of a 17 mile pipeline for a grazing scheme was begun.

Towards the middle of 1962 a major water reticulation scheme at Kabare in the Embu district was opened costing £50,000. This provides piped water to some 1,600 smallholders and to several schools and trading centres.

Dam construction was at a standstill during the year because most sites in the Nyanza Province were too wet to work, but the Board's Unit was kept fully employed on repair works, both to dams and to roads in the Central Nyanza District.

#### WATER CONSERVATION—MECHANICAL DAM CONSTRUCTION UNITS

The work done by the Mechanical Dam Construction Units of the Soil Conservation Service was spread out over widely separated parts of the country. The South Kinangop Unit completed a year's programme of dam building in Coast Province and also carried out

work in South Nyanza; the Nakuru Unit worked, in addition to its own district, in South Baringo and Kilombe, while the Ol Joro Orok Unit carried out work in Baringo and Wamba. Details are as follows:

Unit	No. of Dams and Waterholes	Earth Moved (Cub. yds.)	Water Storage (m. gals.)	Tractor Hours Worked	Mean Output per Tractor (cost: yds./hour)
Trans Nzoia ..	4	35,700	15.50	864	41.3
Uasin Gishu ..	34	53,720	9.06	769	70.0
Nakuru ..	1	2,100	2.00	74	} 47.0
	(Eur. area) 8	34,100	9.75	692	
Ol Joro Orok ..	1	6,798	36.10	275*	} 57.8
	(Eur. area) 10	15,150	7.70	832*	
S. Kinangop ..	4	62,700	22.00	2,020†	31.0
(S. Nyanza).					
	62	252,268	102.11	5,526	45.65

\*Plus 250 hours on repairs to dams.

†Plus 651 hours on repairs to dams in Coast Province.

Two dams in Nairobi district were improved by S.C.S. Ruiru.

#### WATER SUPPLIES—AFRICAN AREAS

*(Schemes carried out by the Ministry of Works, Aldev and the Department of Agriculture)*

##### *Nyanza Province*

The prolongation of the floods from 1961 continued into 1962 in all the lower parts of the Province. This hampered much of the work in that units could not move and much of the machinery was diverted into helping on the repairs to trunk roads. Two small and four large dams were built and repairs to those dams which had been damaged by the floods were effected. Some 55 springs were protected and 11 stone weirs were built. A water reticulation scheme was laid out in Kericho.

##### *Rift Valley Province*

Lack of funds prevented the development of more piped water schemes in the Province, but the protection of springs went ahead in all districts under local initiative. The Soil Conservation Service unit from Ol Joro Orok built 12 water holes in Baringo District. The building of dams and their protection continued in West Pokot District.

### *Central Province*

Towards the middle of 1962 a major water reticulation scheme at Kabare in the Embu District of the Central Province was opened. This provides piped water to some 1,600 smallholders, several schools and trading centres, and cost £50,000.

### *Coast Province*

Much damage had been wrought on the dams by the floods. At the beginning of the year all the dams in the province were full and overflowing, but many were in need of repairs. The dam unit from South Kinangop repaired a number of these. In Malindi eight dams were practically rebuilt, two large dams completed in Kilifi and two in Kwale District. 27 dams were repaired in Kilifi District and nearly as many in Kwale District.

In Kwale hinterland there was a drought in the latter half of the year when dams dried up and boreholes became blocked through drying out.

### *Southern Province*

Two subsurface dams and four rock catchments were completed in Ukambani. Two pipelines, 110 wash stops, 15 weirs and 106 roof tanks were also constructed.

## IRRIGATION SCHEMES

1962 was the first year in which it proved possible on the Mwea Irrigation scheme to consolidate the experience gained in the past and to work on a routine basis. 5,000 acres were under irrigation by 1,246 tenants who produced an average yield of 30 to 32 bags of paddy and an average mean net income per tenant of Sh. 2,721 after paying all their dues. In 1962, 111 tenants produced more than 40 bags of paddy per acre, compared with 92 in 1961. In 1962, 223 tenants failed to make a net income of £100 from their holdings. There was a similar decrease in the proportion of tenants making more than £150. The general lowering of net income was due to the fact that yield increases obtained in 1962 did not balance the rise in water rate experienced by many growers who are in their third year of operation for the first time. It was estimated that each tenant held back an average of 15 to 20 bags of paddy, worth some Sh. 486/40; this amount would cover labour costs and provide subsistence and therefore the net income can be regarded as pure profit.

The scheme at Galole operated with 300 tenants cultivating 1,200 acres as a pilot scheme. Yields obtained by the Pokomo tenants were considerably lower than those anticipated. Several factors combined to reduce the crop. Failure to control weeds and to irrigate sufficiently resulted in a smaller plant than usual. The tenants, many of whom spent considerable periods off the scheme, permitted the weeds to get control on many of the fields and so weeds were largely responsible for the low yields.

New pumps were installed on the scheme at the end of 1961 and were brought into operation at the beginning of 1962. These proved very adequate for the demands of 1,200 acres of cotton. The tenant population was made up as follows:

Kikuyu 49, Orma 5, Pokomo 246.

The third major irrigation scheme at Perkerra which during 1961 had suffered severely from the combined effects of drought, flood and onion blast, recovered remarkably well. As a result of intensive work by the research officers the problem of *Botrytis* blast on the onion crop at Perkerra has been largely overcome, and the progress during 1962 was good. By the end of the year 92 tons of onions had been marketed. The use of Diphane M45 and Dichloran gave effective control on *Botrytis*. The 92 tons of onions marketed to the end of the year were made up of 62 tons of grade I at 28.5 cents per lb., 21 tons Grade II at 22.75 lb. and 9 tons grade III at 19.75.

At the end of 1962 the cultivated acreage had increased from 430 to 845 and the number of tenants from 130 to 326. Plans are in progress to increase the size of the scheme first to 1,200 acres and then to 1,800 acres, at which level the revenue derived from it would be more nearly commensurate with recurrent expenditure.

#### AGRICULTURAL EDUCATION

##### *Egerton College*

This College had in the 1961/62 academic year a student population of 158 taking a two-year diploma course. In 1962 the College was in a position to offer studies for diploma in Forestry in addition to Agriculture and Animal Husbandry which were already firmly established. The College is attended by students of all races and it was, in 1962, the main source of trained officers at the Diploma level mainly for the Agricultural Department.

##### *Siriba College*

This continued with its diploma training and had a total of 48 in the diploma courses and 20 in the pre-entry class. Included in the above total were 21 field assistants on a year upgrading course.

##### *Embu Training Centre*

This continued to train staff for the Agricultural Department. 20 students were awarded certificates in August and a further 38 new students started the certificate course. 27 Central Provincial Assistant Agricultural Instructors started a one-year upgrading course. Kaimosi Farmers Training Centre was made available for the practical training of the certificate course.

##### *Farmers' Training Centres*

Farmers' Training Centres continued to play a vital part in the Extension Work. During the year some 379 courses were held at the 13 centres. A total of 11, 270 students attended the courses—a rise of

some 4,007 over 1961. The total student days for all centres was 98,761 for the year. Due to the generosity of the A.I.D., the Coffee Board of Kenya and Messrs. Shell Chemicals Ltd., many of the existing centres were enlarged and modernized. During the year some 38 Farmers' Training Centres participants proceeded to the U.S.A. for both study tours and higher education.

#### MINISTRY OF LAND SETTLEMENT AND WATER DEVELOPMENT

In April 1962 a new Ministry of Land Settlement and Water Development was established; the Land Development and Settlement Board was removed from the portfolio of the Ministry of Agriculture and was placed in that of the new Ministry.

The separation of the Board from the Ministry of Agriculture enabled a more concentrated effort to be devoted to the problem of settlement under the aegis of the new Ministry. During the third quarter of the year responsibility for devising schemes under the guidance of the Board and of implementing such schemes to the satisfaction of the Board was placed upon a new Department of Settlement, established under the Ministry, with Mr. A. Storrar as Director of Settlement.

In the course of 1962 the Kenya Government and the British Government agreed that a substantial expansion of the settlement schemes was required to deal more rapidly with the problem of landless Africans, and the Expanded Scheme, accepted by the British Government after protracted negotiations, provides for the purchase of one million acres of land in the Scheduled Areas for high density settlement in the five years commencing on 1st July, 1962. It is estimated that 50,000 to 70,000 families will be settled in this five-year period, about 7,000 of these farmers being settled under the IBRD/CDC low density schemes.

#### *Types of Settlement Schemes*

During 1962 the Ministry operated the following categories of settlement schemes:—

##### *(a) IBRD/CDC Schemes*

These are schemes for which the land purchase money is provided by Her Majesty's Government and the development money by the International Bank for Reconstruction and Development, and the Commonwealth. They consist of two types as follows:—

- (i) *Yeoman Farmers (Low density)*.—This type of settlement scheme was devised to provide a farmer with a holding of which, after meeting reasonable living costs for members of his family, and after meeting the repayment of development loans and land charges, he is left with a net cash income of not less than £250 per annum.

(ii) *Peasant Smallholders (Low density)*.—Peasant smallholders were provided with smallholdings on which they could enjoy a net income of about £100 per annum after the deduction of loan charges, in addition to basic food crops for the family.

(b) *High Density Schemes*

There are schemes for which the land purchase money is provided by Her Majesty's Government and the Development money provided jointly by Her Majesty's Government and the West German Government. These High Density Schemes consist of smallholdings which provide basic food crops for a family plus an income of £25 to £40 per annum, after deducting loan charges.

By the end of the year 483 families had been settled on IBRD/CDC schemes and 1,864 farmers on HMG High Density schemes. These figures are comparatively low since the schemes did not get properly under way until the latter part of the year. The rate of settlement has been steadily increased, and the Department is aiming to achieve 1,000 settlers per month during the year 1963.

For the purpose of these schemes the Land Development and Settlement Board acquired the land and surrendered it to the Crown, for resettlement to settlers after the Department of Settlement had planned and arranged the layout for smallholdings and the public services.

*Organization of the Ministry and the Board*

During 1962 the executive arm of the Ministry was strengthened by the establishment of the Department of Settlement. It continued, however, to depend on different departments of the Government to carry out specific work on its behalf, in some cases paying a fee per acre for services rendered, in others making block grant payments to the Ministries concerned for the services performed by their departments; in still other cases actual costs of staff involved were reimbursed. The departments and organizations on which the Ministry depended for work in connexion with land purchase and settlement were as follows:—

The Departments of Surveys, Agriculture, Veterinary Services, Lands, Town Planning, Local Government, Medical Services and Co-operative Development.

The Provincial Administration.

The Road Authority.

The Hydraulic Branch of the Ministry of Works.

The Board of Agriculture (Scheduled Areas).

The Board of Agriculture (Non-scheduled Areas).

At the end of the year the Ministry's senior staff consisted of:—

*Ministry*

Permanent Secretary.  
Under Secretary.

*Land Development and Settlement Board*

Chief Executive Officer.  
Senior Executive Officer.

*Department of Settlement*

Director of Settlement.  
Deputy Director of Settlement.  
Area Settlement Controller, West of Rift.  
Area Settlement Controller, East of Rift.

*Purchase and Settlement of Land*

The acquisition of each farm has involved—

- (i) the valuing of the land and permanent improvements by the Board's Valuers, according to a formula agreed with the World Bank;
- (ii) negotiating with the European owner over this valuation, the amount payable as compensation for standing crops, etc., and the valuation of such live and dead stock as the Board may wish to take over;
- (iii) obtaining the Divisional Land Board's approval to the sale;
- (iv) arranging for the surrender of the title to the Crown.

The settlement, by the Department of Settlement, of land so purchased has necessitated—

- (i) the grouping of such farms into manageable units;
- (ii) the subdivision of such units into economic-sized holdings, depending on the type of soil, crops to be grown, etc.;
- (iii) the assessment in respect of each holding of settlement charges covering part of the cost of the land and of any special crops or permanent improvements taken over with the holding;
- (iv) arranging for such pre-settlement development work as drainage, fencing, water supplies and access roads;
- (v) issue of development loans to settlers to build houses, purchase stock, etc.;
- (vi) the supervision of incoming settlers (selected not by the Department of Settlement but by the Provincial Administration in collaboration with the local Agricultural Officers).

Priorities for schemes, the siting of them, and the tribal allocations to schemes were decided by the Government.

During the year a total of 2,347 families were settled while some 234,000 acres were purchased.

## FORESTRY

The Eighth British Commonwealth Forestry Conference held in Nairobi, with tours throughout East Africa, from June to August was the outstanding event of 1962, or indeed in the annals of Kenya Forestry. The resolutions of the Conference and all the discussion and debates, brought valuable advice and encouragement to the Staff of the Department from the leaders of the forestry profession.

11,000 acres of forest in Central Province were handed over for the settlement of Wakikuyu families.

With the approach towards internal self-government the recruitment and sponsorship of local men to enter forestry degree courses in universities overseas was accelerated and by the end of the year seven Africans and one European were undergoing professional forestry training.

The training of local men at sub-professional level was further accelerated by starting, on 1st October, the first of a series of two-year Forester Diploma Courses at Egerton College, Njoro, with an intake of 14 Africans and one Asian. In addition the second of two special one-year Ranger-to-Forester promotion courses was mounted at the Forest Training School, Londiani, with an intake of 19 Rangers. By the end of the year out of 110 "C" Scale Forest Staff 55 were filled by local men including 23 Africans.

During the year a total of 13,553 acres were planted of which 12,882 acres were of exotic softwoods. The total area of softwood plantations is now 153,184 acres. With the achievement of this acreage of softwood plantations the Forest Estate now contains sufficient raw material to attract and support major industrial development in the sawmilling and paper industries. Recent reports from F.A.O. and a World Mission have strongly recommended that Kenya give renewed consideration to establishing a pulp and paper mill. In consequence a Forest Industries Planning Section was created in October. In addition, in collaboration with the Treasury and Ministry of Commerce and Industry, a Forest Industries Technical Committee was set up to collect and collate information relevant to the development of industries dealing with sawn timber, particle board, plywood, veneers and other wood based products.

Timber markets continued to be depressed throughout the year and many sawmillers found it difficult to continue economic sawmilling. This state of affairs has re-emphasized the urgent need to rationalize the timber industry in Kenya.

Total log sales during the year were 4,308,445 cu. ft. of Coniferous species and 585,518 cu. ft. of hardwood species. The sales from exotic softwood plantations totalled 1,788,950 cu. ft. of the coniferous species.

In the field of Silvicultural research a survey of *Pinus radiata* plantations was completed and calculations were started to produce

yield, volume and assortment tables for this species. The most striking result of the survey was the remarkable uniformity of growth throughout the Kenya Highlands. Tree breeding trials continued with *Cupressus lusitanica*, *C. benthami*, *Pinus radiata* and *Pinus patula*.

Joint hydrological experiments with the East African Agricultural and Forestry Organization on the effect of replacing bamboo forest with exotic conifers, and montane rain forest with tea, continued throughout the year.

Entomological research continued to be concentrated upon Pine Needle Blight (*Dothistroma pini*) which has caused extensive damage and considerable deaths in young plantations of *Pinus radiata* in the colder and wetter parts of the country.

Under the Special Commonwealth Assistance programme an application was made to the Canadian Government to carry out an aerial photographic survey of all major indigenous forest areas on the scale 1 : 25,000 to be supported by ground teams who would train local forest staff in the interpretation of aerial photographs and the preparation of volume tables for these areas.

The Working Plans Officer carried out enumerations of some 17,000 acres of various forest types in connection with possible extensions to sawmill licence areas.

The continuation of the extraordinary rains of late 1961 to 1962 reduced the fire risk throughout the forest except in Southern and Coast Provinces. There were few serious fires and only a very small acreage of plantations was affected.

Most of the damage by big game was suffered in plantation blocks on Mt. Kenya or the Aberdares. The outstanding feature of game protection work was the complete success of the Kabage Moat on the Aberdares. This moat is 4 ft. wide and 6 ft. deep and about 10 miles long; the cost of maintenance by a small labour gang was less than £10 per mile for the whole year.

Damage by bark-eating rats was considerable throughout the country mainly on account of the wet year and consequent heavy weed growth in the plantation. Sykes monkey damage in plantation in the Kikuyu Escarpment and Aberdare Forest Reserve was severe in places.

#### FISHERIES

It is estimated that the Kenya Fisheries produced the following landed weights and values during 1962:—

##### A.—Marine Fisheries

Total landings Kenya Coast 5,109 tons valued at £229,112.

##### B.—Lake Victoria Fisheries

10,918 tons valued at £669,227.

C.—*Riverine Fisheries*

1,000 tons valued at £61,000.

D.—*Other Lake Fisheries*

1,026 tons valued at £37,066.

E.—*Other Fisheries*

Fishponds, etc., 53 tons valued at £5,936.

This represents a total of 18,106 tons of fish valued at £1,002,341 averaged at £55.12.00 per ton.

Efforts were continued in Nyanza to win the co-operation and good will of the fishermen of Lake Victoria.

Fish landings showed a marked rise of 150 per cent over the previous year and several Fishermen's Associations have been formed during the year.

The Domestic Fishpond scheme continued under the supervision of a Fisheries Officer and an increased staff of Fish Guards.

Research work concerning pond culture of Tilapia, Nile Perch, Black Bass and other species was carried out at the Fish Culture Farm, situated near Fort Hall in the Central Province.

In Lake Rudolf more than 300 Turkana tribesmen, utter strangers to fish and fishing, were taught the arts of gill-net making, mending and utilization. Future yields from the lake are expected to rise as proficiency increases and markets take local surpluses. Crocodiles remain a serious problem due to damage caused to nets set overnight.

Production of Rainbow and Brown Trout fingerlings was maintained at the Kabarú Hatchery, Kiganjo, the majority of which were planted in various sporting waters throughout the country.

The Marine Fisheries once again showed a further rise over the previous year's landings. This trend was followed by increases in the numbers of fishing vessels, fishermen and loans to fishermen in order to purchase outboard engines and modern fishing gear.

A good year was enjoyed by the big-game fishing fraternity, November and December catches being especially good. Several records were broken during the year and catches from the Pemba Channel areas augur well for the future.

#### Mining and Geological Survey

The total value of mineral products, including cement but excluding certain structural materials, amounted to approximately £5,080,537, a decrease of £228,843 over the 1961 figure. The fall in production is accounted for by a decrease in the amount of soda ash and salt produced by the Magadi Soda Company, and by decreases in copper and gold production. These decreases were partly off-set by increases in the production of cement, silver, diatomite, soda and asbestos.

Over half of the total value of mineral production was accounted for by the British Standard Portland Cement Co. Ltd., near Mombasa, and the East African Portland Cement Co. Ltd., Athi River, the combined output being 340,905 long tons, worth £2,653,380. The Magadi Soda Co. Ltd. produced 122,120 long tons of soda ash valued at £1,346,470.

Limestone products other than cement amounted to the value of £109,578, and salt, mostly from the Magadi Soda Co. Ltd., totalled 18,568 long tons, valued at £150,497.

Minor mineral products generally maintained their previous production levels, and included asbestos, carbon dioxide, columbite, coral, diatomite, gypsum, kaolin, mica, pumice, sandstone blacks, sapphires and vermiculite.

Production of copper and precious metals from the goldfields of western Kenya showed a fall over 1961 figures. Macalder-Nyanza Mines Ltd., produced an estimated 2,190 long tons of copper valued at £505,000 and also produced most of the 8,917 troy oz. of gold (£110,958) and 46,307 troy oz. of silver (£16,190) estimated to have been produced during the year. Some of the smaller precious metal miners in Nyanza experienced difficulties because of the exceptionally heavy rains and consequent mine flooding.

Oil prospecting was continued by the BP-Shell Petroleum Development Co. of Kenya Ltd., which carried out geophysical exploration in the coastal area and started drilling their first deep test well during the year. Deep drilling for oil was also undertaken by the Mehta Oil Exploration Co., west of Mombasa.

The Geological Survey continued its regional survey programme, mapped a further 20,420 sq. miles during the year, and published three geological reports and two bulletins (*see* publications list).

Many mineral prospects were visited and evaluated, a detailed survey of Macalder-Nyanza was completed, and prospecting for an economic source of geothermal steam in the Rift Valley for power generating purposes was continued.

#### INDUSTRIAL PRODUCTION

Political uncertainties had a restrictive effect on the rate of industrial development. A major packaging industry, at Mombasa, and a textile concern, at Thika did, however, start building their factories and the established metal box and cement industries announced extensive plans for the expansion of their enterprises. A gin distillery was completed in Nairobi. Construction continued on the Mombasa refinery, which will have the capacity to process 1,800,000 tons of crude oil per year.

A system of industrial licensing on an interterritorial basis has been in operation since 1948. Its purpose is the promotion of orderly development of industry, and the avoidance of disruptive competition. Although the Government had accepted the Raisman Commission's recommendation that licensing be abolished it was decided during 1962 that the whole question of licensing should be reviewed in consultation with the Governments of Tanganyika and Uganda.

The grant of refunds of duty on raw materials to approved industries was placed on a statutory basis. An interterritorial Tariff Committee was instituted and proved an efficient instrument for the consideration of protective customs duties designed to assist industrial development. The introduction of protective duties between Budgets was made possible by new legislation.

Industrial sites, both with and without rail services are available in all the main centres of the country and any normal demand for industrial land can be met.

Buildings completed for private ownership during 1961 amounted to £2.38 million. The indication for 1962 are that the building figures will again be lower than for the previous year.

#### CO-OPERATIVE SOCIETIES

Societies increased from 650 in 1961 to 655 in 1962. There were 36 new societies registered and 31 societies had their registrations cancelled.

The Produce Marketing Societies increased from 593 to 607 and Unions decreased from 29 to 28. Of the total number, 629 were mainly African Societies, 16 Asian Societies and ten countrywide organizations.

There are no European Societies as such and that membership in what used to be basically European Societies has for many years been open to all races. The trend is for an increased membership in these countrywide organizations in view of the changing pattern of agriculture in the country.

Of the African Societies, there were:—

145 Coffee Societies.

219 Farmers' Societies.

52 Pyrethrum Societies.

69 Dairy Societies.

The balance being made up of Sugar, Fruit and Vegetables, Pigs, Cotton, Eggs, etc. There were 15 Consumer Societies but with only two exceptions these did not do well.

The total value of the coffee handled in Kenya was £10,612,670, of which the countrywide organization, the Kenya Planters' Co-operative Union Ltd., handled some 27,000 tons, valued at £8,246,678, which included the sale of mbuni. African Coffee Societies produced 7,953 tons, value approximately £3 million.

With the assistance of the Kenya Co-operative Creameries Ltd., the FAO/UNICEF Scheme to encourage milk production commenced in the early part of the year and there was considerable development in certain areas in regard to Dairy Societies. The real impact of this development, however, will not be felt until 1963.

The changing pattern of Kenya's agriculture has caused considerable concern to the countrywide egg society, the Kenya Poultry Produce Co-operative Society, and in the latter part of the year the Minister appointed a member of Legislative Council to inquire into the egg industry. This inquiry is continuing.

Land settlement proceeded steadily and a number of co-operative societies to assist settlers were formed. These societies are primarily of a marketing and servicing type. In some districts, however, pilot schemes were started on co-operative land settlement and registration of these schemes took place at the turn of the year.

Staff shortages, particularly in the higher cadres, caused embarrassment to the Department during the year, but perhaps the biggest blow suffered was the withdrawal of the Principal of the East African School of Co-operation, who was a Tanganyika employee, by the Tanganyika Government, at the end of the year. This left Kenya without any formal education centre for co-operative training.

## CHAPTER 7—SOCIAL SERVICES

### EDUCATION

#### *Primary Education*

The enrolment of pupils in 1962 as compared with 1961 was:—

<i>African Primary School Enrolment—</i>				1961	1962
Government Schools	..	..	..	998	1,663
Aided Schools	..	..	..	635,518	616,160
Unaided Schools	..	..	..	25,339	19,347
Totals .. ..				661,855	637,170
<i>African Intermediate School Enrolments—</i>				1961	1962
Government Schools	..	..	..	688	797
Aided Schools	..	..	..	152,136	245,001
Unaided Schools	..	..	..	3,079	1,837
Totals .. ..				155,903	247,635

<i>Arab Primary Enrolment—</i>				<i>1961</i>	<i>1962</i>
Government Schools	..	..	..	2,891	3,171
Grant-aided Schools	..	..	..	233	332
Totals .. ..				3,124	3,503
<i>Asian Primary Enrolment—</i>				<i>1961</i>	<i>1962</i>
Government Schools	..	..	..	20,601	20,352
Grant-aided Schools	..	..	..	20,114	20,046
Totals .. ..				40,715	40,398
<i>European Primary Enrolment—</i>				<i>1961</i>	<i>1962</i>
Government Schools	..	..	..	5,188	4,248
Private Schools	..	..	..	3,025	2,588
Totals .. ..				8,213	6,836

The figures for European Primary school enrolments include 193 children from outside Kenya and 166 attending Government and Private schools whose parents are serving with the Armed Forces.

The continued decline in the numbers of European children at school resulted in the closure of four schools at the end of 1962. These schools were Parklands School in Nairobi, and the schools at Thika, Machakos and Nanyuki.

In the African schools a fall in the numbers of children enrolled was mainly in the Standard I classes and the principal reasons were an increase in fees together with an increase in Intermediate school places which reduced the number of children repeating classes in the Primary schools.

The enrolment of girls in Primary and Intermediate schools rose from 260,896 in 1961 to 286,630 in 1962.

The number of trained teachers in the Primary and Intermediate schools rose from 14,241 in 1961 to 15,743 in 1962.

The process of evolving a full 7-class Primary school system from a two-tier Primary and Intermediate system has gone much further in 1962. In Central Province the evolution is now complete in that all children now in school can go right through a full Primary/Intermediate course. Other provinces are increasing the number of Intermediate school places as fast as possible.

The number of children in Standard V rose from 67,488 in 1961 to 121,214 in 1962.

The education system suffered its first major strike of teachers between 18th September and 9th October, 1962. The vast majority of teachers were affected, with the loss of 2,276,564 man-hours.

During the year two new Government Asian Primary schools were completed in the City of Nairobi and additional classrooms were added to established Asian Primary schools at Thika and Kericho. This additional accommodation eased the pressure on existing places.

### *Secondary Education*

The enrolment of pupils for 1962 as compared with 1961 was:—

<i>African Secondary School Enrolment—</i>				<i>1961</i>	<i>1962</i>
Grant-aided Schools	..	..	..	6,224	8,119
Private Schools	..	..	..	198	934
Totals .. ..				<u>6,422</u>	<u>9,053</u>
<i>Arab Secondary School Enrolment—</i>				<i>1961</i>	<i>1962</i>
Grant-aided School	..	..	..	263	263
<i>Asian Secondary School Enrolment—</i>				<i>1961</i>	<i>1962</i>
Government Schools	..	..	..	5,319	6,306
Grant-aided Schools	..	..	..	2,145	2,521
Totals .. ..				<u>7,464</u>	<u>8,827</u>
<i>European Secondary School Enrolment—</i>				<i>1961</i>	<i>1962</i>
Government Schools	..	..	..	141	156
Grant-aided Schools	..	..	..	2,730	2,511
Private Schools	..	..	..	678	702
Totals .. ..				<u>3,549</u>	<u>3,369</u>

Enrolments at the secondary schools mainly catering for Europeans fell during the year and as a result two schools were closed. Adequate accommodation for the pupils was found in other schools.

### *African Schools*

There was considerable expansion and 20 new grant-aided classes were opened to accommodate an additional 420 boys and 180 girls in Form I. This brought the total number of secondary streams up to 90. In addition three schools opened Higher School Certificate classes with provision for 20 boys and 20 girls for Arts subjects and 20 boys for Science.

The opening of these schools created demands for an increasing number of teachers. These demands were difficult to meet but the situation was relieved to some extent by the arrival of teachers supplied by the Teachers for East Africa project. Recruitment continued at a slightly increased rate from the United Kingdom. The total number of pupils in grant-aided schools taking the School Certificate examination in 1962 was 1,235, of whom 153 were girls. To this number must be added repeaters and pupils in Private schools.

### *Asian and Arab Schools*

A new Government Secondary School with facilities for teaching up to Higher School Certificate level was completed and opened in the City of Nairobi. A new Girls' Secondary School was nearing completion at Kisumu and workshops were equipped and put into use at the Arab Boys' Secondary School, Mombasa.

### *Technical Education*

Five Technical and Trade Schools were directly administered by the Education Department in 1962. The building of the sixth school at Eldoret progressed satisfactorily throughout 1962 and is due to open early in 1963 with an intake of 40 trainees. The schools situated at Kabete near Nairobi, Thika in the Central Province, Sigalagala in Nyanza Province, and Kwale in the Coast Province and Machakos had a total trainee population of 1,072 in 1962.

The educational standard for admission to the schools is a pass in the Kenya Preliminary Examination and in addition this year some 5,870 applicants were Aptitude Tested.

The fees were revised for 1962, now being Sh. 180 for the first year, Sh. 150 for the second year, no fees being charged for the third and fourth years. Cash allowances paid to students were also adjusted, as follows:—

- 1st year Sh. 5/- per month.
- 2nd year Sh. 7/50 per month.
- 3rd year Sh. Nil per month.
- 4th year Sh. Nil per month.

Some 375 trainees completed their training in 1962. Those completing their courses in the Mechanical Trades were placed in employment, but difficulty was experienced in placing those completing their course in the Building Trades.

Owing to the revised training programme in the Trade Schools, building projects were considerably reduced, the main contract being the construction of the first phase of the Eldoret Technical and Trade School, valued at £28,000.

### *Secondary Technical Course*

Students complete a one-year selective Trade course before sitting the examination for entry to the Secondary Technical course leading to the General Certificate of Education Examination at the Ordinary Level. Fees for the course are Sh. 400 per annum and no cash allowances are paid. Thirty-two students sat for G.C.E. examination at the end of 1961 and of these 31 received G.C.E. Certificates in one or more subjects.

### *Kenya Polytechnic*

A wide range of courses were available at the Kenya Polytechnic during 1962. These included Full-time, Day Release and Part-time courses in Engineering (Mechanical, Electrical, Automobile and Telecommunications), Civil Engineering and Building, Science, Commerce, Accountancy, Domestic Science, Technical Teacher Training and Government Higher Clerical Courses.

Eight hundred and seventy-eight students attended the courses, many being sponsored by the East African Common Services Organization and Government Departments.

### *Mombasa Institute of Muslim Education*

The Institute had an enrolment of 300 students, the distribution by courses being as follows:—

General Mechanical Engineering	..	..	71
Electrical Installation	..	..	79
Commerce	..	..	69
Secondary Technical	..	..	81

In addition, the evening classes were attended by 310 persons, the subjects consisting of Mechanical Engineering, Electrical Installation, English and Business Studies.

### *Evening Continuation Classes*

Classes were held at Nairobi, Nakuru and Kisumu. A wide variety of subjects were offered such as English, at elementary and secondary level, Swahili, Mathematics, Book-keeping and Shorthand, Motor-car Maintenance and Radio Engineering.

### *Higher Education*

In 1962 the following Kenya students were studying overseas:—

	U.K., Eire and Europe	India and Pakistan	Elsewhere	Total
European .. ..	333	—	32	365
Asian .. ..	1,057	800	44	1,901
Arab .. ..	12	—	3	15
African .. ..	195	110	1,347	1,652
<b>TOTAL ..</b>	<b>1,597</b>	<b>910</b>	<b>1,426</b>	<b>3,933</b>

*Kenya Students in East Africa:**Royal College—*

European	..	..	..	..	31
Asian	..	..	..	..	102
African	..	..	..	..	118
TOTAL					<u>251</u>

*Makerere College—*

European	..	..	..	..	2
Asian	..	..	..	..	28
African	..	..	..	..	185
TOTAL					<u>215</u>

*University College, Dar es Salaam—*

African	..	..	..	..	13
Asian	..	..	..	..	1
TOTAL					<u>14</u>

The total number of Kenya students undergoing higher education in 1962 was 5,413.

During the year 19 Commonwealth Teachers' bursaries for the United Kingdom were received. There were also five Teaching of English as a Second Language scholarships received from the British Council. Six Commonwealth Co-operation in Education awards were received for teachers in Australia.

Offers of Commonwealth Scholarship and Fellowship Plan awards were received from the United Kingdom, Canada, New Zealand, Australia, India, Hong Kong and Nigeria.

*The Outward Bound Mountain School, Loitokitok*

As in previous years, nine courses were run—three Schoolboy and six Senior, attended by 563 students, 221 Schoolboys and 342 Seniors. Three hundred and thirty-four of these students were from Kenya (128 Schoolboys and 206 Seniors), 125 from Uganda (52 Schoolboys and 73 Seniors) and 104 from Tanganyika (41 Schoolboys and 63 Seniors).

The permanent staff of the School now comprises a Warden (supplied by the Ministry of Education), a Chief Instructor, a Senior Instructor, a Bursar/Instructor and two Instructors, one of whom is supplied by the Uganda Government. In addition, the School has been most fortunate in that the Chief Instructor's wife is a trained and experienced nurse, who has acted as School Matron. Voluntary Service Overseas have posted two young men to the School.

The School now aims to run Schoolboy courses of 72 students and Senior courses of 64. The largest course to date has been 78. Schoolboy courses are usually oversubscribed, but seldom has it been possible to fill the Senior courses. Despite a strong permanent staff the School still relies on volunteer members of staff coming every course to assist, and is most grateful to Government Departments and the Armed Forces, both of whom, appreciating the value of the training to both the instructor and the student, send regular help.

During the year an electric light plant, donated by the Karimjee Jivanjee Trust, has been installed and is proving a great boon. The swimming pool, donated by the Tanganyika Round Table, is now in regular use and a great attraction. A radio call set, donated by the East African Association of Round Tables, is working well and helping with the administration.

The School is still dependent upon Government grants from all three territories to keep running and also to benefactors for additions and improvements, which from time to time become essential.

### *Royal College*

The Royal College, which attained University College status in 1961, will become one of the constituent colleges of the University of East Africa which will be legally established in July, 1963.

More than 20 departments are organized within the Faculties of Arts, Science, Engineering, Veterinary Science, Art and Architecture, and special Professional Studies. Students who have hitherto been reading for degrees of London University are now preparing for the degrees of the University of East Africa.

Generous assistance from Colonial Development and Welfare funds, the Rockefeller Foundation and the Agency for International Development of the United States Government has enabled further building expansion to take place in the fields of Science, Engineering and Veterinary Science and in the erection of a modern library.

During the academic year 1962/63, 422 students are enrolled, 76 of them women.

### *Schools Broadcasting*

At the end of the year a grant of £26,000 from Colonial Development and Welfare funds was made to the Kenya Broadcasting Corporation to establish a Schools Broadcasting Service. An Education Officer was seconded to the Corporation to be the head of this service. The intention is to begin a series of broadcasts to schools in the second term of 1963, aimed principally at Primary and Intermediate

schools, with a few lessons for secondary schools and training colleges. Initially these broadcasts will take place only for an hour at the end of the morning.

A Schools Broadcasting Liaison Group consisting of representatives of the Kenya Broadcasting Corporation, the Ministry of Education and the Kenya National Union of Teachers was set up as a working committee to co-ordinate the arrangements, and plans are being made for the setting up by the Kenya Broadcasting Corporation of a Schools Broadcasting Advisory Committee, representing various types of school and educational interests.

## PUBLIC HEALTH

### *Administration*

For the second consecutive year the composition of the Ministry of Health was changed. Following the Lancaster House Conference the Ministry of Health and Social Affairs became the Ministry of Health and Housing. The Hon. Mr. F. M. G. Mati was made the Minister in place of the Hon. Mr. Bernard Mate who became Minister of the new Ministry of Social Services. On the retirement of Dr. E. P. Rigby, M.B.E., as Director of Medical Services, Dr. N. R. E. Fendall was appointed to this post. A post for an Assistant Director of Medical Services which became vacant was filled by Dr. J. C. Likimani, who became the first African doctor to hold such a senior position.

During the course of the year three African medical officers were appointed as Deputy Provincial Medical Officers, a new appointment created to assist in training local officers for senior administrative posts. A further new appointment was that of Senior Medical Officer in charge of the Health Education Unit and another African medical officer was appointed to act in this post.

### *Training*

With the urgent necessity to train personnel who would be in a position to take over vacancies caused by loss of expatriate staff at Independence, the importance which has always been placed on training at the professional and auxiliary level was given even greater emphasis. Twenty-one medical officers, 12 health inspectors and eight Kenya Registered Nurses undertook post-graduate studies overseas and 17 other officers were taking various courses to give them professional qualifications.

At the Medical Training Centre in Nairobi two new courses were initiated, one was for Hospital Administrative Assistants and the other for the Diploma of Meat and Other Foods granted under the auspices of the Royal Society of Health.

The first class of Clinical Assistants who began their training in 1961 qualified in October.

At the end of the year the following numbers of students were in training:—

Kenya Registered Nurses .. .. .	80
Hospital Assistants .. .. .	34
Enrolled Assistant Nurses .. .. .	171
Pre-Trainees .. .. .	36
Dispensers .. .. .	13
Laboratory Assistants .. .. .	7
Microscopists .. .. .	17
Assistant Radiographers .. .. .	14
Dark Room Assistants .. .. .	2
Health Inspectors (E.A.) .. .. .	3
Health Inspectors (Overseas) .. .. .	7
Health Assistants .. .. .	18
Enrolled Assistant Nurses training at Provincial and District Hospitals (in- cluding Pre-Trainees) .. .. .	494

In addition to students being trained by the Medical Department, there are two schools of nursing in Nairobi training Kenya Registered Nurses and throughout the country in mission and local authority hospitals there are training schools for enrolled nurses and enrolled assistant midwives. The number of Kenya Registered Nurses in training at these schools is 92 and the number of enrolled nurses 273 and assistant midwives 135.

#### *Hospital Services*

The development programme for medical services totalled £144,809. Of this sum just less than half was spent on development of Medical Department institutions. Major works completed were the Rehabilitation Centre ward block at King George VI Hospital, a new ward block of 80 beds at Mathari Hospital, the first Provincial hospital mental ward built at Rift Valley Province General Hospital, Nakuru, and an X-ray Department at Bungoma District Hospital. At the end of the year work was in progress on construction of two further mental ward blocks for Southern Province and Central Province.

The hospital services continued to operate under considerable pressure which was accentuated by the absence of the many medical officers undergoing post-graduate training.

#### *Local Authority Health Services*

The firm policy of increasing the number and efficiency of the Health Centres was continued. Despite the straitened circumstances of nearly all African District Councils 15 new health centres and 8 sub-centres were constructed. Although some mobile units were restricted no health centres were closed.

During the course of the year Uasin Gishu County Council and all the districts in the Northern Province became local health authorities.

Improvements in environmental health continued. In particular progress was made in provision of rural water supplies and sanitation under a UNICEF-aided scheme. There was a welcome demand among an increasing proportion of the rural communities for such facilities and a higher standard of housing.

#### *State of Health and Nutrition*

At the beginning of the year the floods were receding, but famine conditions persisted for many months. The National Food Relief Committee was replaced by the National Advisory Council on Nutrition. This represented a very important step from the reparative to the promotive as it is the function of the new Council to investigate ways and means of improving the overall state of nutrition in Kenya.

The Nutritional Survey Team provided by the World Health Organization continued with its programme of surveys. The main object of the survey, to ascertain the overall state of nutrition, is not yet nearing completion and it is too early to draw any definite conclusions; but it has revealed an unsuspected degree of thyroid deficiency in the Central Province.

#### *Smallpox*

During the year there were 95 cases of smallpox, the lowest figure for nine years. The campaign to bring the smallpox vaccination state in Kenya to a level of 80 per cent was pursued vigorously during the year and most districts have now achieved their objective.

#### *Poliomyelitis*

It was expected that the incidence in 1962 would not rise until towards the end of the year, in fact, however, there was a small outbreak at the beginning of the year. This was largely due to Type II virus whereas the last epidemic was Type I virus. In order to prevent the anticipated triannual epidemic due to start at the end of the year a vigorous oral trivalent vaccine campaign was carried out throughout the country. The expected rise in incidence did not materialize, but whether or not this was due to measures taken cannot yet be ascertained.

#### *Tuberculosis*

Five thousand two hundred and thirty-one new cases of pulmonary tuberculosis occurred in 1962 and 685 cases of tuberculosis in other sites. The position thus remained static compared with 1961.

However, considerable hope for the future can be derived from the introduction of a new and substantially cheaper drug for chemotherapy—TB I; the resulting economy will facilitate case-finding and treatment for financially over-burdened local authorities. A change in emphasis in tuberculosis control measures is planned for the coming years from chemotherapy and chemoprophylaxis to large-scale BCG vaccination, i.e. a change from secondary prevention to primary prevention.

#### *Kala-azar*

Work on the comparison of the distribution of kala-azar and species of sandflies belonging to the "*Synphlebotomus*" complex has resulted in discovery of the most likely vectors of the disease in Kenya. This circumstantial evidence has been partially confirmed by the successful infection of a volunteer with an organism isolated from one of these sandflies. Thus, success has crowned long and painstaking research undertaken by officers of the Medical Department. Further research was continued into the use of a vaccine in control of this disease. It is anticipated that the trials will be completed in 1963.

#### *Sleeping Sickness*

There has been a small decline in the incidence of sleeping sickness in the Colony during 1962—119 cases being reported compared with 153 in 1961. However, there are no grounds for complacency as there has been a change in the predominant type of sleeping sickness occurring. There was an increase in the number of cases of the more severe Rhodesian sleeping sickness and a decrease in the incidence of Gambian sleeping sickness. It was disappointing when considerable progress had been made in control of the tsetse fly, *Glossina fuscipes*, responsible for carrying Gambian sleeping sickness, that an increase in Rhodesian sleeping sickness carried by *G. palpides* should have occurred, the latter being more difficult to control than the former.

#### *Special Agencies*

During 1962 the health services continued to benefit greatly from international aid. In particular help was received from the World Health Organization in the form of technical assistance and travel fellowships, and from the United Nations Children's Fund with equipment, supplies and training stipends. The following is a summary of the support given by these two organizations to projects in Kenya:—

- (1) The tuberculosis and chemotherapy trials project (Kenya 4).
- (2) Environmental sanitation (Kenya 2).
- (3) Nutritional survey (Kenya 9).
- (4) Provision of fellowships.
- (5) Family Health and child care services (Kenya 16).
- (6) Provision of vehicles for mobile field health units which includes support for a campaign against leprosy and a BCG programme, and supply of dried skim milk.

*Staff*

At the end of the year there were 36 African medical practitioners in the country of whom 26 were serving as officers in the Ministry of Health and Housing. Recruitment of staff from overseas was extremely limited, a total of 18 officers being engaged on contract terms. However, there was an overall increase in trained staff due to the enhanced output of locally trained personnel.

## RETURN OF DISEASES—OUT-PATIENTS, 1962

	Male	Female	Total
Infectious and parasitic diseases ..	150,148	115,865	266,013
New growths .. .. .	1,496	1,595	3,091
Allergic metabolic nutritional and blood diseases .. .. .	13,656	10,780	24,436
Diseases of nervous system and sense organs .. .. .	12,583	17,228	29,811
Diseases of eye and ear .. .. .	40,789	25,818	66,607
Circulatory diseases .. .. .	2,666	1,785	4,451
Respiratory disease .. .. .	152,540	115,221	267,761
Alimentary diseases .. .. .	100,549	77,284	177,833
Genito-urinary diseases .. .. .	7,969	29,678	37,647
Skin and musculo-skeletal diseases ..	72,811	47,236	120,047
Ill-defined diseases and injuries ..	165,896	94,015	259,911
	<u>721,103</u>	<u>536,505</u>	<u>1,257,608</u>

## RETURN OF DISEASES—IN-PATIENTS, 1962

	GENERAL POPULATION					
	ADMISSIONS			DEATHS		
	Male	Female	Total	Male	Female	Total
General Infectious and Parasitic Diseases .. .. .	21,669	16,160	37,829	1,337	1,033	2,370
New Growths .. .. .	944	846	1,790	218	115	333
Allergic, Metabolic and Blood Diseases .. .. .	3,152	2,915	6,067	451	385	836
Diseases of Nervous System and Sense Organs .. .. .	3,576	2,273	5,849	188	148	336
Circulatory Diseases .. .. .	1,208	899	2,107	204	168	372
Respiratory Diseases .. .. .	12,838	9,542	22,380	1,002	866	1,868
Alimentary Diseases .. .. .	8,887	8,573	17,460	490	282	772
Diseases of Pregnancy Puerperium ..	—	13,600	13,600	—	136	136
Skin and Musculo-Skeletal Diseases ..	4,335	2,386	6,721	41	26	67
Diseases of New Born .. .. .	493	438	931	165	150	315
Ill-Defined Diseases .. .. .	5,288	3,969	9,257	214	176	390
Injuries .. .. .	12,439	5,244	17,683	353	168	521
	<u>74,829</u>	<u>66,845</u>	<u>141,674</u>	<u>4,663</u>	<u>3,653</u>	<u>8,316</u>

## HOUSING

In the reorganization of Ministries following the formation of a Coalition Government after the Lancaster House Conference early in 1962, the Ministry of Health took over responsibility for policy on housing matters from the Ministry of Labour, from 7th April, 1962.

The housing policy of Government is largely implemented through the medium of the Central Housing Board, which is a statutory body set up under the Housing Ordinance (Cap. 117). The policy of the Government is to promote the construction of low cost housing for the low income groups of all races. This is done by the local authorities with loans from the Central Housing Board.

The Central Housing Board is chaired by the Permanent Secretary for Health and Housing and its membership includes representatives of the Chief Medical Officer, the Chief Architect and the Town Planning Adviser, as well as private individuals. It employs its own architect and engineer, and an officer of the public service acts as Secretary to the Board. The architect and the engineer advise the Board on the technical aspects of housing projects submitted by local authorities, as well as the planning and supervising of the housing projects of the smaller local authorities, which do not have their own professional staff.

The Board administers the Housing Fund which was financed initially by a grant of £400,000 made in 1953 and has had various loans from the Government Development Fund amounting to £1,526,039. 4s. 96 cts. by the end of 1962. It has also borrowed £2,000,000 from the Colonial Development Corporation, and has taken over a balance of £207,832 from the Local Government Loans Authority from a sum of £244,000 earmarked for the building of houses for Africans.

No grants were made by the Board to local authorities for services, as local authorities have now to apply for assistance in that respect to the Ministry of Local Government which now administers the site and services grants Vote.

During the year the Board loaned a total of £113,225. 15s. 96 cts. to local authorities for housing schemes. The money was allocated as follows:—

<i>Project</i>	<i>Amount</i>		
	<i>£</i>	<i>Sh.</i>	<i>Cts.</i>
Rental housing .. .. .	65,865	00	00
Tenant-purchase housing .. .. .	22,095	00	00
Business-cum-residential scheme .. .. .	3,810	00	00
Staff Rental housing .. .. .	6,000	00	00
Miscellaneous (including grants) .. .. .	15,485	15	96

The Ministry of Health and Housing also proceeded with the development of Kibera into a modern urban residential estate. The first

phase, consisting of 20 six-room houses, was nearly completed by the end of the year and work had started on a further 32. The aim is to re-house the Sudanese who live in slum conditions at Kibera. The houses will be sold to them on tenant-purchase.

The control of rents in privately-owned housing is governed by the Rent Restriction Ordinance (Cap. 296) and the Eviction of Tenants (Control) (Mombasa) Ordinance (Cap. 298). Towards the end of 1962 the Legislative Council extended the life of these two Ordinances for a further year, pending the report of a Committee of Inquiry which was appointed by the Government in August to examine the need for further rent control.

#### TOWN PLANNING DEPARTMENT

The year 1962 has seen considerable development in certain new spheres whilst development in many areas continues to be retarded by lack of funds.

Considerable progress has been made in drawing up plans to provide some planning framework for all municipalities, townships and trading centres and the Department has provided regular planning advice to the Provincial Administration and local authorities in respect of 80 towns and villages.

A total of 82 final development plans showing primarily the use and density zoning and 70 detailed layout plans for social centres, housing areas, etc., have been prepared.

A considerable effort has been made with the small staff available to carry out the planning work involved in the extensive agricultural settlement schemes. It is estimated that during the five-year period covered by these schemes a population of some  $\frac{1}{4}$  million will be resettled on agricultural holdings. Land for new roads, villages and public purposes is being set aside now so that the immediate and long-term requirements of the new communities may be met. The siting and planning of roads and villages on a regional basis is being undertaken in close liaison with agricultural planners in the field and the department in 1962 prepared final plans for 22 schemes involving 3,200 holdings and 66,000 acres and detailed plans for ten urban centres.

The need for economy in the provision of services, etc., has continued to be a main consideration in planning work; any further reduction in the standard of layout or provision of amenities will result in *majengo* type development with its resultant low standard environment.

An encouraging item in regard to staff is that the only qualified African Architect in Kenya has been taken on the staff and is undergoing a two-year Town Planning Course in the United Kingdom prior to taking up his duties.

## COMMUNITY DEVELOPMENT

The officers of the Department, both men and women, continued to play a very important part in relating the programmes at the District Training Centres to the needs of and development in the districts. In most centres the emphasis on homecraft subjects was shifted to that of nutrition, home economics and subjects related to creating a wider understanding of simple economic and community problems. Leaders engaged in many community activities, especially of self-help groups, attended some of the centres for short courses designed to give practical guidance in agricultural techniques, housing and health standards.

Self-help principles were more generally applied to a wide variety of problems encountered, and most encouraging results were reported, especially in relation to group work on farms and road improvement, raising money or materials for small water protection schemes, the building of youth clubs and nursery centres.

In three districts community development methods were applied to the local planning process of land consolidation. This has taken three distinct phases—the formation of voluntary planning committees; planned fragment gathering and consolidation of the holding; enclosure and registration. This system has spread quite naturally from one area to another.

The women's clubs, working through the *Maendeleo ya Wanawake* organization, have, in most areas, continued to make a contribution to women's adult education programmes. They have served to increase the knowledge and skills of women through teaching agricultural subjects, child care, nutrition and kindred subjects, and have encouraged their members to take an active part in community self-help projects. The burden of organization was taken on increasingly by voluntary leaders, district and provincial committees.

Local authorities gave increased support in terms of finance and staff to the many activities of this Department, including salaries for Community Development Assistants, Divisional and Locational Leaders, Youth Centre Leaders and Instructors and Nursery Centre Instructresses. The recurrent expenses of the District Training Centres was borne entirely by the local authorities.

The Colony Youth Organization, working through the Kenya Association of Youth Centres, continued to maintain the continuance and growth of some 150 centres. There was a dropping off of membership due to an increasing number of school places becoming available.

The Colony Sports Organization was increased by one Provincial Sports Officer, and through the stimulus of the staff more district sports committees were formed, or revived, and played their part in formulating training for, and carrying out, sporting and athletic events.

The Community Development Training Centre functioned as part of the Kenya Institute of Administration, and during the year under review a nine-month academic course for Community Development Officers (Trainee) was conducted as part of the departmental localization scheme. At the same time a series of orientation courses were undertaken for field Community Development Assistants, and normal courses for Women's Club Leaders, Youth Centre Leaders and Nursery Centre Instructresses.

International assistance accounted for nearly one-third of the total expenditure on community development by Central and Local Governments. The two main sources of this assistance were UNICEF and the Agency for International Development. UNICEF continued to provide stipends for training local government and other departmental staff at the Community Development Training Centre, and to assist with stipends for courses in District Training Centres. Equipment for Youth Centres and women's training programmes was also supplied. The Agency for International Development provided two training advisers, vehicles and 14 overseas scholarships for training in community development. In addition to assisting professional training in community development, 1962 marked the beginning of A.I.D. assistance to the extension of District Training Centres. These extensions will enable centres to carry out wider programmes of adult education and community leadership training.

#### SOCIAL WELFARE

During the year 1962 Social Welfare Officers dealt with approximately four to five thousand cases at Gill House and gave assistance during half of the year at Nairobi Eastern Division, Makadara. However, these numbers are not included in the above figures.

Formerly a considerable part Social Welfare work was involved with old age or unfitness for employment, sickness, etc. A number of Europeans were in this category. However, European figures have dropped very considerably, owing to a large number having left the country, and tremendous assistance in arrangements, and help with the fares, has been given by the League of Mercy and, to a lesser extent, by the British Legion. The League of Mercy also assist in investigations and contributions for distressed Europeans still in the country.

Later in the year it became very largely a matter of sheer destitution through unemployment, and wives and children being deserted. This applies to a great extent to Africans, whose numbers are mainly responsible for the overall increase in investigations, assistance and allowances. There are also evictions, and threatened evictions, almost daily, and often at the request of the Child Welfare Society the rents (particularly where there is a number of children in the family), are

paid from Social Welfare Imprest. The contribution of the Child Welfare Society cannot be praised too highly, as the Society supplies food (of the right kind) to so many families, and inform Social Welfare Officers immediately about the families who have been threatened with eviction.

The number of Seychellois applying for assistance has decreased slightly due to the work of the Society of St. Vincent de Paul.

The Asian figures remain fairly steady, in so far as assistance from the Relief of Distress Vote goes. This has not reduced the work of the Asian Welfare Officers, as they now have more people to advise and assist regarding Registration, Exemption from Tax and Hospital Fees, Remission of School Fees, and make even greater efforts to obtain assistance in cash or kind from other sources.

The Social Service League has also been most helpful in obtaining free passages for repatriates to India and Pakistan.

## CHAPTER 8—LEGISLATION

Fifty Ordinances were enacted, the principal of which were:—

### *The Laws of Kenya (Revision) Ordinance, 1962* (No. 10 of 1962)

The purpose of this Ordinance was to authorize the preparation of a new and revised edition of the laws of Kenya in force on the 1st January, 1962, and to provide for keeping the laws up-to-date in subsequent years by means of annual supplements.

The revised edition of the Laws of Kenya, which came into force on the 10th December, 1962, is prepared in loose-leaf binders, and, kept up-to-date by annual supplements, will form a permanent edition of the Laws.

### *The Radiation Ordinance, 1962* (No. 18 of 1962)

This Ordinance provides for control of the importation, exportation, possession, and use of radio-active substances and irradiating apparatus, in order to ensure adequate protection of the public, including persons engaged in work with such substances or apparatus.

### *The Fertilizers and Animal Foodstuffs Ordinance, 1962* (No. 23 of 1962)

This Ordinance provides for statutory control over the importation, manufacture, and sale of fertilizers and animal foodstuffs, and of substances of animal origin intended for the manufacture of such fertilizers and animal foodstuffs, in order to prevent unnecessary damage to the agriculture and animal husbandry industries.

*The Merchandise Marks Ordinance, 1962*  
(No. 27 of 1962)

The object of this Ordinance is to prohibit the manufacture, importation and sale of goods which bear false trade descriptions or trade marks.

*The Films and Stage Plays Ordinance, 1962*  
(No. 34 of 1962)

This Ordinance repeals and replaces the Stage Plays and Cinemas Ordinance, (Cap. 313 of the Laws of Kenya), and provides for controlling the making and exhibition of cinematograph films, for the licensing of stage plays, theatres and cinemas, and for the establishment of a Board of Censors.

*The Prevention of Cruelty to Animals Ordinance, 1962*  
(No. 42 of 1962)

This Ordinance repeals and replaces the Animals (Prevention of Cruelty) Ordinance (Cap. 212 of the Laws of Kenya). It makes better provision for the prevention of cruelty to animals, and in addition to creating several new offences of cruelty it makes provision for the control of experiments on living animals.

*The Stock and Produce Theft (Amendment) Ordinance, 1962*  
(No. 43 of 1962)

This Ordinance amends the Stock and Produce Theft Ordinance (Cap. 355 of the Laws of Kenya) and makes further and better provision for the recovery of stolen stock and for the prevention of stock theft. In view of the incidence of stock theft, the nature of the offence and the frequent complicity of local inhabitants with the actual thieves, provision is made, subject to proper inquiry by a magistrate for compensation to be paid to the owner of stolen stock by persons residing in any area or members of any tribe reasonably suspected to be guilty of the theft, or of receiving or retaining any of the stolen stock, or of being accessories after the fact to such offences.

Magistrates are also given the power, subject to proper inquiry to cause members of a tribe or residents in any area to enter into a bond to be of good behaviour and to keep the peace, where the magistrate is satisfied that they are likely to act in a manner likely to lead to bloodshed or to the theft of stock.

*The Prisons Ordinance, 1962*  
(No. 49 of 1962)

This Ordinance repeals and replaces the Prisons Ordinance (Cap. 78 of the Laws of Kenya). All references to race have been deleted, amendments have been made which experience has shown to be desirable and the Ordinance has been brought into line with current penological concepts.

*The Trespass Ordinance, 1962)*

(No. 48 of 1962)

This Ordinance was enacted contemporaneously with an Ordinance repealing the Resident Labourers Ordinance (Cap. 113 of the Laws of Kenya), and repeals and replaces the Trespass Ordinance (Cap. 166 of the Laws of Kenya).

The Ordinance re-enacts and strengthens the law relating to trespass and replaces the provisions of the Resident Labourers Ordinance making it an offence to occupy, cultivate, erect any structure on, or graze stock on the land of another person without reasonable excuse; and enabling the eviction of the offender upon conviction. Additional powers are given enabling offences to be checked where the owner of premises is absent or his consent to institute proceedings cannot be obtained.

*The African Courts (Amendment) Ordinance, 1962*

(No. 50 of 1962)

This Ordinance implements the recommendations of the Conference held in 1959 under the Chairmanship of Lord Denning, that the African Courts be progressively integrated with the other courts of Kenya. The Ordinance represents the first stage in the process of integration and provides for more direct control by the Chief Justice of Kenya. The Chief Justice is given power, inter alia, to establish African Courts and to prescribe the constitution of such courts, to appoint a Judge of the Supreme Court to be Chairman of the Court of Review, and to appoint magistrates as African Courts Officers.

## CHAPTER 9—JUSTICE, POLICE AND PRISONS

## SYSTEM OF COURTS

The Courts of Justice comprise the Supreme Court, established by the Kenya (Constitution) Order in Council, 1958, with full jurisdiction, both civil and criminal, over all persons and all matters in Kenya, including Admiralty jurisdiction arising on the high seas and elsewhere, subordinate courts constituted under the provisions of the Courts Ordinance, and African Courts constituted under the provisions of the African Courts Ordinance, 1951.

## THE LAW OF KENYA

The enacted law of Kenya consists of Orders in Council relating to Kenya; certain English and Indian Acts, and Acts of the East African High Commission and the East African Common Services Organization applied wholly or in part to Kenya; Ordinances enacted by the Kenya Legislature; and orders, regulations, rules, by-laws and other subsidiary legislation made thereunder.

Civil and criminal jurisdiction is exercised in accordance with such enactments, where applicable, and otherwise in conformity with the common law, the doctrines of equity of England, and with statutes of general application in force in England on 12th August, 1897, so far only as the circumstances of Kenya and its inhabitants permit, and subject to such qualifications as local circumstances render necessary.

In all civil and criminal cases to which Africans are parties, every court is guided by tribal law so far as it is applicable, and is not repugnant to justice or morality or inconsistent with any Order in Council, Act, Ordinance, or Order, regulation, rule, by-law or other subsidiary legislation made under any Order in Council, Act or Ordinance, and decides all such cases according to substantial justice, without undue regard to technicalities or procedure.

## SUPREME COURT

### *General*

The Supreme Court now consists of the Chief Justice and 11 Puisne Judges. The Court sits in Nairobi, Mombasa and Kisumu continuously throughout the year and Criminal Sessions are held monthly at Nairobi and every two months at Mombasa and Kisumu. Circuit Sessions are held at regular intervals at Nakuru, Eldoret, Kitale, Nyeri, Kisii and Kericho, and such other places in the Colony as circumstances require. Appeals from the Supreme Court lie to the Court of Appeal for Eastern Africa.

### *Legal Practitioners*

Legal practitioners are termed Advocates of the Supreme Court of Kenya, and all advocates are compulsory members of the Law Society of Kenya. The Advocates Ordinance, 1961, was enacted towards the end of 1961, the Advocates Ordinance, 1949, being repealed. The qualifications for practice as an Advocate of the Supreme Court of Kenya are now, briefly speaking, those of a Barrister at Law of England or Northern Ireland, a member of the Faculty of Advocates in Scotland, a Solicitor of the Supreme Court of Judicature of England or Northern Ireland, a Writer to the Signet or a Solicitor in Scotland. In addition it may be a qualification for practice to be a legal practitioner having the right of audience before any Court of unlimited original civil or criminal jurisdiction of self-governing countries in the Commonwealth. A prescribed degree in law from a prescribed university also confers a qualification to practice. Requirements as to reading in chambers and passing examinations are also now included in the Ordinance, and must be complied with before an advocate is admitted to practice.

There is no functional division of members of the Bar and all advocates have equal rights of audience before all courts in the Colony.

Commissioners for Oaths may be granted their Commissions by the Chief Justice after two years in practice as advocates.

Notaries Public may be appointed after five years in practice as advocates.

#### SUBORDINATE COURTS

Subordinate Courts of the Colony are created by the Courts Ordinance. These Courts may be Magistrates' Courts or Muslim Subordinate Courts. The former may be of the first, second or third class and the latter may be Liwali's, Cadi's or Mudir's Courts. Certain Resident Magistrates and other Magistrates continue to exercise enhanced powers under section 15 of the Criminal Procedure Code, Cap. 27.

#### STATISTICS

The figures shown for the years 1956 to 1961 relate to the financial year beginning on 1st July and ending on 30th June in the next year. These figures reflect the general increase in the work of the courts commensurate with the development of the Colony.

#### *Civil and Criminal Cases filed in Kenya during 1951-1961 in Supreme Court and Resident Magistrates' Courts*

YEAR	COURTS	CASES FILED			CASES PENDING			REVENUE
		Civil	Crim.	Total	Civil	Crim.	Total	
								£
1951	Supreme	2,858	2,668	5,526	1,979	213	2,192	} 91,625
	Magistrate	10,793	47,973	57,766	8,392	1,729	10,121	
1952	Supreme	3,188	1,926	5,114	1,893	52	1,945	} 107,497
	Magistrate	11,730	48,025	59,755	6,883	1,619	8,502	
1953	Supreme	5,983	5,817	11,800	3,251	380	3,630	} 112,967
	Magistrate	21,816	56,216	78,032	6,735	2,324	9,059	
1954	Supreme	2,751	3,767	6,518	2,899	112	3,011	} 120,753
	Magistrate	17,170	50,938	68,108	8,768	1,939	10,707	
1955	Supreme	3,014	2,097	5,111	2,460	122	2,582	} 294,107
	Magistrate	16,405	63,259	79,664	8,366	2,765	11,131	
1956	Supreme	3,548	1,782	5,330	2,478	208	2,686	} 250,794
	Magistrate	21,906	72,854	94,760	10,108	3,040	13,148	
1957	Supreme	3,756	2,514	6,270	2,663	181	2,844	} 282,277
	Magistrate	25,480	85,960	111,440	13,390	3,133	16,523	
1958	Supreme	4,022	2,318	6,340	2,958	196	3,154	} 359,150
	Magistrate	26,226	87,007	113,233	15,102	3,078	18,180	
1959	Supreme	4,025	3,025	7,050	3,256	276	3,532	} 386,274
	Magistrate	25,677	88,633	114,310	14,564	3,188	17,752	
1960	Supreme	4,468	3,392	7,860	284	3,148	3,432	} 411,692
	Magistrate	29,655	102,151	131,806	2,387	18,447	20,834	
1961	Supreme	3,960	4,335	8,295	2,502	244	2,746	} 414,696
	Magistrate	26,225	103,524	129,749	15,459	2,766	18,225	

### PROBATION SERVICE

All the members of the Probation Service were kept fully occupied during the year although the number of persons placed on probation showed a decrease.

This does not indicate any lessening of confidence in the probation system on the part of the courts, but was dictated entirely by the financial situation.

As in other years, the number of probationers who completed their period of supervision was high, in spite of the difficulties of staff and transport shortage caused by financial stringency.

Under Government policy of localization of staff, several European probation officers were retired, enabling promising African members of the Department to be promoted to fill the vacancies. This process is working smoothly and satisfactorily.

### AFRICAN COURTS

At the end of 1962 there were 130 African Courts of which six worked on a part time basis. These courts are situated mostly in the Special (African) Areas but courts are also established in all municipalities and most of the larger townships.

The African Courts system is regulated by the African Courts Ordinance, 1951. The courts consist of benches of Elders appointed by the Provincial Commissioner on the approval of the Chief Commissioner and they exercise jurisdiction over Africans only. In civil matters they administer native customary law. In criminal matters they try offences against local authority by-laws, breaches of chiefs' orders issued under the Native Authority Ordinance, and offences under a number of other Ordinances in accordance with powers conferred upon them by the Governor under section 14 of the African Courts Ordinance. This includes 32 sections of the Penal Code. They also try offences against native customary law, which are not also offences against statute law, such as adultery, forms of abduction and the fraudulent acceptance of marriage dowries.

The courts of first instance (divisional courts) are normally empowered by their warrants to impose fines up to Sh. 500 and terms of imprisonment up to six months, and the District Courts, which are primarily Appeal Courts, have doubled these powers. Certain courts have powers to impose corporal punishment and also to make probation orders under the Probation of Offenders Ordinance.

The African Courts are supervised by Administrative Officers, who have wide powers to revise their decisions and to transfer cases, when appropriate, to other courts. The Ordinance provides for the appointment of an African Courts Officer, who holds similar revisionary powers throughout the Colony, and of Provincial African Courts Officers, who have these powers within their provinces. These officers exercise overall supervision of the African Courts and one of

their most important functions is to scrutinize the monthly criminal returns which are submitted by the African Courts with a view to revising any cases in which the charges or sentences are irregular.

The Ordinance provides for appeals to lie from a divisional African court to a District African Court and thence to a District Officer's court and then finally to the Court of Review. This is the highest court in the African courts system and its decisions are final. It consists of a prominent Queen's Counsel as President with the Chief Commissioner, the African Courts Officer and an African Appeal Court President as members.

The number of cases heard by African Courts during the year was 345,182 of which 118,516 were criminal, 33,817 were civil, 4,896 were land suits and 187,953 were tax cases. This represented an increase of 12,612 criminal, civil and land cases and 15,391 tax cases, as compared with 1961.

At the end of the year the African Courts (Amendment) Ordinance, 1962 was enacted whereby responsibility for African Courts is transferred from the Provisional Administration to the Judicial Department. Such a major change will naturally involve considerable re-organization and planning and it is not anticipated that the new legislation will be brought into force until well into 1963.

#### POLICE

##### Organization

Year	Gazetted Officers	Inspectors	SUBORDINATE OFFICERS	
			N.C.O.'s	Constables
1961 .. ..	218	1,152	2,174	9,408
1962 .. ..	217	1,023	1,949	9,043

##### Crime

The total number of cases reported to the Police during 1962 was 46,561 cases. This is an increase of 4.7 per cent on the 1961 figure which was 44,470.

1961 .. .. .	44,470
1962 .. .. .	46,561

Comparative crime figures for 1961 and 1962 were:—

<i>Offence against Property—</i>	1961	1962
Nairobi City .. .. .	8,419	9,102
Mombasa Urban .. .. .	3,587	2,516
Remainder of Settled and Urban Areas ..	11,922	12,388
Native Areas .. .. .	9,682	10,149
	<u>33,610</u>	<u>34,155</u>

*Offence against Persons—*

Nairobi City .. .. .	1,427	1,714
Mombasa .. .. .	631	382
Remainder of Settled and Urban Areas..	1,928	1,955
Native Areas .. .. .	3,042	3,604
	<u>7,028</u>	<u>7,655</u>

Offences against property rose by 545 cases.

There was an increase of 287 offences against persons in Nairobi and a decrease of 269 offences in Mombasa Urban compared with 1961. A conolly-wide increase of 627 offences against the person were recorded.

*Air Wing*

The Kenya Police Air Wing, consisting of eight pilots and eight Cessna 180 aircraft carried out a total of 3,843 hours' flying during 1962, representing 495,867 route miles and 750,000 passenger miles. The year remained accident free.

*Kenya Police Reserve*

Class "A" of the Reserve continued to render valuable assistance to the Regular Force, particularly in the Urban areas.

The strength of both Class "A" and "B" Reserves at the end of the year stood at 31 Gazetted Officers, 2036 Inspectors and 663 Sub-ordinate Officers.

## PRISONS AND DETENTION CAMPS

The two principal events which characterized the year 1962 were the completion of work on the new prisons legislation, and the emphasis placed throughout the whole year on the rapid localization of the Service.

Un fortunately, other pressing drafting priorities delayed the enactment of the new prisons legislation until after the close of the year, but many of the more important provisions, such as proper classification, the stage system and the earnings scheme, which were introduced by subsidiary legislation, are now well established.

Seventeen specially selected officers attended courses at the Imperial Training College, Wakefield, and with the additional direct enlistment into the Service of seventeen Chief and Principal officers, it was possible to put no less than twenty three stations under the command of local officers at the end of 1962.

The daily average number of persons of all categories held in custody in 1962 was 23,775, an increase of 715 on the figure for 1961. This daily average was made up of:—

Convicted prisoners .. .. .	12,030
Remands and trials .. .. .	1,063
Cap. 80 detainees .. .. .	10,682
	<u>23,775</u>

At the end of the year there were 63 prisons classified as follows:—

Young Prisoners (male) Prison .. .. .	1
Industrial Training Prisons for long-term Ordinary Class .. .. .	2
Industrial Training Prisons for long-term Star Class .. .. .	2
Agricultural Training Prison for long-term Star Class .. .. .	1
Agricultural Open Prison for long-term Star Class .. .. .	1
Central Prison for Women .. .. .	1
Medium Security Camps for Star Class .. .. .	12
Medium Security Camps for Ordinary Class .. .. .	2
Agricultural Open Prison for short-term Star Class .. .. .	1
Separate Remand Prisons .. .. .	6
Vagrants Prison .. .. .	1
Reception and Allocation Prison .. .. .	1
Special Prison .. .. .	1
District Prisons .. .. .	31

During the year, 94,534 persons were received into prisons of whom 49,190 were committed on remand. Committals to Cap. 80 detention camps totalled 92,447.

A comprehensive building programme was carried out throughout 1962 and excellent progress was made on the construction of the two new prisons at Nakuru and Eldoret. In addition, considerable extensions were undertaken both to staff and prisoners' accommodation at many of the smaller district prisons. The Headquarters building unit and prisoner labour teams have once again proved their unquestionable value.

The general health of both prisoners and staff remained good throughout the year. There were isolated cases of meningitis in Nyanza, and an epidemic of mild influenza occurred at the main coast prison, but this was quickly brought under control.

An outstanding feature of 1962 was the exhibition staged by the Department at the Royal Show. This took the form of two separate Stands, one containing exhibits by women prisoners and the other, in addition to normal examples of industrial activities, providing an exact replica of the furniture in the Royal Lodge at Sagana.

## CHAPTER 10—PUBLIC UTILITIES

## ELECTRICITY

Bulk sales of electricity by the Kenya Power Company Ltd. to the authorized distributors, the East African Power and Lighting Company Ltd., from sub-stations at Lessos, Lanet and Nairobi, increased from some 280.5 million units in 1961 to 298.0 million units in 1962, an increase of 6.24 per cent.

The East African Power and Lighting Company has continued to investigate the possibility of extending electricity supplies to certain areas. To meet the increased demand at the Coast an additional 12.5 mw. of generating plant was commissioned in November, 1962. An additional 0.3 mw. was commissioned at Kitale during May, and 0.5 mw. at Nyeri during September, 1962.

Sales of electricity to consumers throughout the areas in Kenya covered by the distributing licences granted to the East African Power and Lighting Company Ltd. totalled 373,496,607 units during 1962, an increase of 4.6 per cent compared with 1961.

The following tables give comparative figures of the power generated in 1961 and 1962 by the two companies.

THE EAST AFRICAN POWER AND LIGHTING COMPANY LIMITED  
(Authorized Distributors)

BRANCH/ AREA	1962			1961		
	M.D. kW	M.D. Increase or Decrease	Units Generated and Purchased	Units Increase or Decrease	M.D. kW	Units Generated and Purchased
		%		%		
Nairobi ..	54,700	+3.09	284,069,715	+0.38	53,060	272,117,385
Coast Area	15,340	+4.74	85,744,895	-1.06	14,646	82,967,087
Rift Valley	4,200	-0.47	22,559,290	+24.12	4,220	19,968,010
Eldoret ..	1,080	+1.89	5,444,539	-1.85	1,060	5,380,430
Nyanza ..	1,520	+7.04	13,456,170	+9.23	1,420	13,763,160
Kitale ..	550	+4.56	2,485,682	+5.62	526	2,350,208
Nanyuki ..	590	-2.32	2,404,181	+26.89	604	2,363,889
Nyeri ..	946	+1.50	4,463,199	-2.92	932	4,264,279
TOTAL ..	78,926	—	420,627,671	—	76,468	403,174,447

THE KENYA POWER COMPANY LIMITED—BULK SUPPLIES  
Schedule of Units Purchased and Generated for the years  
1961 and 1962

STATION	M.D.	Increase %	Units	Increase or Decrease %	M.D.	Units
Tana ..	15,600	+2.63	28,583,100	+33.54	15,200	61,839,500
Wanjii ..	7,400	-5.13	53,332,110	+4.98	7,800	50,802,980
Bulk Supply	34,845	—	189,010,150	-1.19	34,845	191,286,250
TOTAL ..	57,845	—	324,925,360	+6.19	57,845	303,928,730

## CHAPTER 11—COMMUNICATIONS

## RAILWAYS AND HARBOURS

*Revenue*

Railway revenue (i.e. including inland waterways, road and catering services) for the whole of East Africa was £20,118,000, an increase of £540,000 on 1961. Goods traffic earned £16,805,000 (£620,000 more) and passenger traffic £1,795,000 (£94,000 less). Separate figures for Kenya alone are not available.

The increase in goods traffic occurred mainly during the last quarter of the year when the level of activity both for exports and imports rose very sharply. Passenger traffic continued to decline principally because of the increased intensity of road competition, but the suspension of services on Lakes Kioga, Albert and the River Nile (due to the flooding of piers) also had an appreciable effect. These services are now (except for a short section on the Nile) permanently withdrawn as the Northern Extension of the railway is serving Gulu and a road service extension reaches the Nile at Pakwach.

Harbours gross revenue at £5,431,000 was £215,000 more than for 1961, an increase to which Mombasa contributed £162,000 and Dar es Salaam £40,000. As for railways, both imports and exports contributed to the increase, particularly later in the year.

*Port of Mombasa*

Particulars of cargo, shipping and passengers dealt with at the port of Mombasa during 1961 and 1962 are set out below:—

## TONNAGE OF CARGO

	1961 Deadweight Tons	1962 Deadweight Tons
<i>Imports—</i>		
General Cargo (excluding Military) ..	632,094	640,871
Military .. .. .	23,002	18,924
Coal .. .. .	35,373	42,912
Bulk Oil .. .. .	1,048,512	1,097,049
Total Imports .. ..	1,738,981	1,799,756
<i>Exports—</i>		
General Cargo (excluding Military) ..	864,018	880,943
Military .. .. .	2,956	7,681
Bunker Oil .. .. .	121,975	128,014
Bulk Oil .. .. .	30,592	36,145
Total Exports .. ..	1,019,541	1,052,783
Transshipment (inward and outward) ..	12,806	20,688
Total tonnage handled ..	2,771,328	2,873,227
Number of ships entered port .. ..	1,357	1,422
Net registered tonnage of those ships ..	4,676,796	4,610,787
Passengers embarked and disembarked ..	81,345	77,653

At the end of the year the new oil jetty in Port Reitz being built to serve the new oil refinery was 50 per cent complete.

### *Railways*

The tonnage of public traffic originating on the Kenya, Uganda and Tanga lines was 3,415,000 compared with 3,412,000 in 1961. Kenya stations forwarded 2,611,000 and received 2,649,000 tons. Main line tonnage railed off Mombasa Island was 1,499,000, 98,000 tons more.

Passengers originating on the Kenya, Uganda and Tanga lines totalled 2,650,000; 388,000 less than in 1961.

No new locomotives were added to stock during the year but new 63-bogie and 14 four-wheeled tank wagons were assembled at Nairobi Workshops, also 200 four-wheeled covered wagons and 50 low-sided open bogie wagons. Four new first-class coaches were put into service on the Kenya-Uganda main line. The wagon position was difficult at the end of the year because of extraordinarily heavy export and import traffic.

The Magadi line between Konza and Kajiado was relaid with heavier track.


### *Kisumu Port*

Net cargo tonnage dealt with at the pier was 166,000, the same as 1961. At the end of the year the lake level was 16 in. above the previous high record of 1907 and with a further rise in prospect it was obvious that substantial expenditure would be called for in 1963 to cope with ensuing difficulties at Kisumu and other piers.

## ROADS


The Road Authority established by Ordinance No. 64 of 1950 is responsible for road policy and for the administration of the Road Fund to which is statutorily credited on recurrent account revenue from vehicle licence fees, petrol and diesel consumption taxes and drivers' licences, also contributions for capital development by the Colony's Development Committee and from external sources. During the financial year 1961/62, revenue from the statutory sources amounted to £1,820,911 and on the capital account £1,392,860 which included the second £350,000 instalment on a £1,000,000 International Bank Loan for the development of roads in some of the African District Council areas of high agricultural potential, a special contribution of £270,000 from Her Majesty's Government for flood damage and £120,000 for unemployment relief on Thika Road. The total capital works expenditure will be approximately £1,270,000.

The flood disaster which occurred during the abnormal rains from October, 1961, to February, 1962, caused approximately £500,000



*Above.*—A section of the new Uganda trunk road between Mau Summit and Eldoret which is open to traffic

*Below.*—Visitors watch an elephant at the drinking pool at the new Kilaguni Lodge






*Above.*—Nine African District Officers in training to become District Commissioners in the Administration

*Below.*—Kenya's Coalition Government in the grounds of Government House





The Colonial Secretary, Mr. Reginald Maulding, with the two Ministers of State  
at Government House. In the centre is Mr. Ronald G.



Nairobi's newest hotel, the Ambassador, forms yet another landmark on the city's horizon



*Above.*—An assistant registrar (left) shows a woman voter where to put her thumb-print

*Below.*—A new settler makes a payment for his plot on the Mua Hills Scheme





An enumerator counts a family lined up at the door of their house, for the Kenya Population Census




*Below.*—The Duke and Duchess of Gloucester  
with many Kenyans during their visit to Kenya



*Above.*—Sir Patrick Renison, the Governor  
of Kenya, inspects a Guard of Honour

*Below.*—The Duke and Duchess of Kent at the opening of the Television Centre,  
Nairobi





*Above.*—George Waigwa (left) and Peter Njenga of Starehe Boys Centre, Nairobi, who went to London to raise funds for the running of Youth Centres in Kenya

*Below.*—Kenya athletes who competed in the Commonwealth Games at Perth



damage to bridges and roads, the major disasters being the destruction of the Sabaki Bridge across the Sabaki River north of Malindi and the disruption of communications between the capital, Nairobi, and the port of Mombasa and the dislocation of communications in the Northern Province. The United Kingdom Government very generously agreed to contribute £486,000 to cover the cost of flood damage and gave the first instalment of £270,000 in the 1961/62 financial year.

Considerable progress was made in the £4½ million Contractor Finance scheme for the bituminization of trunk roads. New roads from Nairobi to Nyeri, from Mau Summit to Kericho and from Mau Summit to Eldoret were completed whilst work also went ahead on the new roads from Kericho to Kisumu, and Kisumu to Kakamega, and the scheme includes the section of the Mombasa road from Mariakani to Mackinnon road which should be completed by mid-1963. The funds for this scheme are separate from those mentioned above.

Approximately 25,000 miles of road are grant earning from the Road Fund and whilst a vast amount of works remains to be done before the Colony has a satisfactory road network, and before the closure in wet weather of many feeder roads in agricultural areas is eradicated, there has undoubtedly been a very great improvement in the Colony's roads, and in local authority road organization, during the past decade.

#### AVIATION

Although Kenya has three Customs-controlled airports, viz. Nairobi, Mombasa and Kisumu, the majority, by far, of all international air traffic occurs at Nairobi Airport. In this connection, the number of scheduled international flights to and from Nairobi Airport had increased by 12½ per cent by the end of 1962.

Statistics relating to Nairobi Airport for 1962 show that there were 22,464 aircraft movements which involved the handling of 437,407 passengers, 1,076,330 kg. of mail and 8,403,295 kg. of freight. These figures represent the following increases:—

	<i>Per cent</i>
Aircraft movements .. .. .	8
Passengers handled .. .. .	12
Mail handled .. .. .	1
Freight handled .. .. .	12

Associated with the increase in aircraft movements and the replacement of piston-engined aircraft with propellor jets and pure jets has been the ever-increasing demand for aviation turbine fuel. This demand resulted in 17,404,703 gallons of fuel of all types being dispensed throughout the year. This compared with 14,873,378 gallons in 1961, and 6,333,624 gallons in 1959, which latter was the first full year of operation of the airport.

Parallel with the activities of Nairobi Airport are those of Wilson Airport, which is also located in the Nairobi Area. The main function of this airport is to provide facilities for charter and communications flying. Flying training schools and crop-spraying organization are also based on the airport. These accounted for nearly 90,000 aircraft movements during 1962.

Other airports in Kenya served by regular schedule flights are Mombasa, Malindi, Kisumu and Kitale.

The national airline, East African Airways, added another Comet IV to their fleet operating international services and also took delivery of three Fokker Friendship prop-jet aircraft for use in the new year on domestic routes. Their total fleet of nine D.C.3s, two C.4s, three F.27s and three Comet IVs operated an Unduplicated Route Mileage of 31,366 miles, as compared with 19,982 in the previous year. This expansion is further illustrated by an increase in the number of passengers carried, from 173,811 in 1961, to 188,241 in 1962, whilst the total Revenue Miles reached 6,490,645 as compared with 5,419,600 in 1961.

During the year, all navigational aids at Nairobi Airport, with the exception of a Remote Receiver Site, were connected to a "no-break" supply; previously only the runway lighting had been so connected.

An additional 3,500 ft. of runway was opened to traffic at Nairobi Airport on 1st September, 1962, now giving a total runway length of 13,500 ft., and at the same time Visual Approach Slope Indicators were brought into operation thus providing an accurate visual guide to pilots on the final stages of an approach, enabling them to touch down at the correct point on the runway.

#### TELECOMMUNICATIONS AND POSTAL SERVICES

##### *Staff*

The total number of staff employed in Kenya Region is 3,226, of whom 162 are European, 654 Asian and 2,410 African. Of this number, 998 are subordinate service employees.

Three hundred and forty-two trainees were passed out of the Central Training School during 1962; of these, 281 were staff attending refresher or advanced courses.

##### *Postal Services*

There were 235 Post Offices in operation in Kenya at the end of December, 1962. Of this number, 88 were Departmental Offices (i.e. Post Offices staffed by full-time officers of this Administration) and the remaining 147 were Postal Agencies (i.e. small Post Offices operated by agents or by officers of the Provincial Administration or East African Railways and Harbours Administration).

Many of the Post Offices are equipped with private Post Office boxes for delivery of correspondence. A total of 885 additional private Post Office boxes was installed in Kenya during 1962, bringing the total to 32,273. 38 new stamp vendors' licences were granted during 1962.

### *Mail Services*

Mails are conveyed by all available rail, road and lake transport services, and internal air services are used for the conveyance of items prepaid for transmission by air mail. A daily mail service is thus available from Nairobi to practically every other Post Office in Kenya.

Mails are exchanged between Kenya and many overseas countries, full use being made of the frequent air and sea services.

It is estimated that 73,021,523 letters, postcards and printed papers were handled during 1962. This represents an increase of slightly less than 1 per cent over the 1961 figure.

In pursuance of the policy of extending postal services into the rural areas, contracts were entered into for the conveyance of mails to five new offices:—

1. Mombasa—Kaloleni.
2. Maseno—Bunyore.
3. Embu—Karaba.
4. Machakos—Siathani.
5. Kisumu—Vihiga.

### *Parcel Post*

The number of parcels handled was 345,214.

### *Remittance Services*

*Postal Orders.*—British Postal Orders can be purchased and encashed at most Post Offices. During 1962 British Postal Orders numbering 437,136 to the value of £722,121 were issued in Kenya. The number of Orders issued fell by 74,092 and the value decreased by £48,310 compared with 1961. Postal Orders encashed numbered 368,550 and were to the value of £511,604. In this case, whilst the number of Orders encashed fell by 60,450 compared with 1961, the value increased by £36,642.

*Money Orders.*—During 1962, 151,098 Money Orders were issued in Kenya to the value of £863,234, representing an increase of 3,579 in the number of Orders issued but a decrease in value of £22,713. The number of Money Orders paid in 1962 was 162,959, 14,626 more than in 1961, and the value of these Orders increased by £61,177 to £1,018,942.

*Savings Bank.*—The Post Office operates a Savings Bank on behalf of the Kenya Government, and at each Department Post Office and certain Postal Agencies, Savings Bank facilities are available. The rate of interest remained the same as in previous years, i.e. 2½ per cent per annum. Withdrawals during 1962 exceeded deposits by £401,372. By the end of 1962 the number of account holders had increased by 26,825 to 428,535 and the total amount held on deposit was £6,250,000 compared with £6,507,000 in 1961.

#### *Miscellaneous Services*

*Wireless and Television Licences.*—Wireless Licences issued in Kenya in 1962 totalled 38,398 and the licence fees amounted to £76,355 10s.

Television Licences issued from 1st October to 31st December, 1962, totalled 1,586 and the licence fees amounted to £5,087.

*Revenue and Kodi (Tax) Stamps.*—Sales of these items on behalf of the Kenya Government increased to £108,330 (Revenue) and £15,216 (Kodi) during 1962.

#### *Buildings*

At the end of December, 1962, there were 152 operational buildings in Kenya owned by the E.A.P. & T. Administration, 36 rented and one on loan.

The buildings and extensions listed below were completed during 1962:—

*Nairobi Head Post Office.*—Extensive rehabilitation was carried out, including the provision of a new Sorting Office block and Phonogram Room.

*Maseno Post Office.*—Building extended.

*Kipkabus Post Office.*—Rented premises were adapted for use as a new Post Office and Telephone Exchange.

#### *Telephone Service*

The Telephone Service in Kenya continues to expand to meet the country's need for modern communications.

22,115 exchange lines and 45,758 telephones (including extensions) were in service at the end of 1962. There is now a total of 142 exchanges, automatic and manual, in operation in Kenya.

During 1962, these exchanges handled 3,763,631 untimed calls and 1,762,141 trunk calls, in addition to the 46,595,486 meter unit calls directly dialled by subscribers. Trunk services were improved during

the year by the provision of 23 additional circuits. Facilities are provided to enable operators to dial calls direct to subscribers on distant exchanges. Subscribers on automatic exchanges are able to dial their own short-distance trunk calls. Modern carrier telephony equipment and V.H.F. radio links are used on the main trunk network.

Direct communication with the more remote areas by means of high frequency radio equipment increased and there were 96 subscribers by the end of 1962. This service is known as the Radiocall Service.

Telephone calls can be made to other countries via the Cable and Wireless network. Direct communications are available to the United Kingdom, South Africa, Aden, Bahrein, Mauritius, Singapore, the Federation of Rhodesia and Nyasaland, India, Ethiopia, Somalia, Republic of the Sudan, and Pakistan. Switched services over these links provide telephone communications with most of the countries in the world.

#### *Telegraph Service*

There are 124 telegraph offices in Kenya and, in addition, telegrams are accepted at 35 railway stations.

A Teleprinter Service, provided by means of private wires between users' offices in the various towns, gives direct and exclusive communication. There were 95 such circuits in operation at the end of 1962.

#### *Telex Services*

There were 33 subscribers operating at the end of 1962. This service provides for intercommunication amongst local subscribers and for the passing of telegrams to the Central Telegraph Office.

#### *International Telex Service*

All Telex subscribers can have direct teleprinter communication via a radio circuit to London with any Telex subscribers in the United Kingdom, Europe, U.S.A., South Africa, Southern Rhodesia, Nyasaland, Burundi, Ruanda, Canada and West Africa.

#### *General*

With the improvements in airmail, telephone services and the introduction of International Telex Services, telegram business, in line with world trends, is declining generally. Overseas telegrams are, in the main, transmitted via the Cable and Wireless network, but the East African Posts and Telecommunications Administration operates direct circuits to the Federation of Rhodesia and Nyasaland and to the Congo Republic (formerly Belgian Congo).

## CHAPTER 12—GOVERNMENT INFORMATION SERVICES

## GENERAL

A start was made during the year, following the Marett recommendations, in extending information contacts between Government and people at district and village level through other media besides the written word. This was done mainly through the use of mobile Land-Rover units fitted with filmstrips, slide projectors and public address equipment which toured the districts showing films and slides on both local and national subjects to specific groups of people, e.g. farmers' clubs, women's organizations and traders. Together with the material on national subjects, tape recordings were made by Government Ministers under the title, "This is Your Kenya", which enabled people to listen to their leaders explaining Government policy as simply as possible.

The work of the mobile units was supplemented by the publication of local broadsheets designed for display in community centres, schools and other public places.

Apart from a general reorganization of policy, the other notable feature of the year was the rapid progress in staff localization which resulted in 96 per cent of the Information Services posts being held by local officers by the end of the year; this included the new post of Deputy Director of Information.

In order to speed up localization, a Training Wing was set up under the supervision of a full-time qualified Training Officer, and specialized courses were provided throughout the year at various levels. These courses were designed to meet the increasing needs of the field information service and included sessions on audio-visual aids, communication, publicity, audience reaction, exhibitions and adult education. In addition specialized training was offered in photography, typography and script-writing for officers requiring these skills. In the higher grade alone, 24 officers of the department received concentrated training in varying aspects of Information Service work.

## PRESS

The News Section of the Press Office issued over 1,150 Press releases during the year, the largest number for some years, and in June a new service in Swahili Press handouts was started.

There were 17 overseas newspaper correspondents permanently based in Nairobi, and about 60 journalists, photographers, broadcasters, authors and publicists from overseas visited Kenya and made use of Press Office facilities.

The weekly news digest *Kenya Calling* and the *Kenya Government Information Services Bulletin* (4,000 copies a month) both continued to be produced.

The Features Section of the Press Office produced 47 feature articles and 31 "featurettes", all of which were published locally and a number reproduced overseas. Other publications issued were the quarterly *Kenya Today* magazine, a special booklet entitled *Kenya Profile* (20,000 copies) and revised editions of several other booklets.

#### PUBLICATIONS

The main feature of the year's work was a complete reorganization of the publications programme in accordance with the Marett Report. This involved closing the Provincial Newspapers and producing free Provincial Broadsheets in their place; closing the weekly newspaper *Habari*; and extending the coverage of the monthly magazine *Pamoja*. The *Teach Yourself Citizenship* series of leaflets continued to be very popular and the demand increased steadily.

The quarterly magazine *Kenya Sports Review* was revived in September and, in the same month, five Provincial Broadsheets were introduced by Provincial Offices.

The Publications Section also produced several posters and booklets covering a variety of subjects such as settlement schemes, health and agriculture.

#### PHOTOGRAPHS

During the year a total of 34,462 prints of all sizes was produced, which was 6,000 more than the previous year. Direct requests from all parts of the world for the supply of photographs continued at a high level.

Towards the end of the year several short courses in photography were conducted by the Photographic Officer for various senior grades of the field staff. Provincial Information Officers attended a course of instruction in the composing of shooting scripts and the operation of 35 mm. cameras, in connexion with producing material for the Mobile Information Units.

#### PROVINCIAL OFFICES

The two most significant aspects of work in the provinces were the growth of increased co-operation between the Information Services and other Government Departments; and the increased contact achieved at local level with the people, which resulted from the use of the travelling mobile units.

In the provinces the use of mobile units and the publication of the provincial display broadsheets have been the mainstays of the year's work. News and features stories were received regularly by Head Office, amounting to over 200 sent from most provinces.

For the Information Services the year may be remembered as one in which, guided by the Marett Report, the Department embarked on a programme of meeting and knowing the African public face to face. It is along the lines of an extension of this concept that the Information Services can surely best serve the emergent Kenya nation.

## BROADCASTING

*General*

Implementation of the Government's decision to place broadcasting in the hands of a statutory body was completed in July with the vesting of the sound services of the Kenya Broadcasting Service, a department of Government, in the Kenya Broadcasting Corporation, created by the Ordinance of November, 1961.

Undoubtedly, the major achievement of the Corporation during the year was the introduction of its television service. Scheduled transmissions started on the 1st of October and the Television Centre was formally opened on the 18th of October by the Duke of Kent who travelled to Nairobi for this express purpose after attending the Independence Celebrations in Uganda. The television service covers large areas of Kenya up to a distance of between 50 and 150 miles from Nairobi and also puts a first-class signal into Moshi in Tanganyika. A scheme to cover Western and North-western Kenya as far as Lake Victoria and, perhaps, beyond into Eastern Uganda was in the course of preparation before the end of the year. An extension to the Coast was not immediately contemplated but the search for a suitable relay site was well in hand.

With the conversion of the broadcasting authority from a Government department to an Independent Public Corporation, the English National Service was redesignated "The General Service" and its appeal was widened to embrace all those in Kenya who understood the English language. The stations at Kisumu and Mombasa were wholly localized when, at the beginning of the year, Africans were appointed to the posts of Station Controllers at each place.

The Adult Education output increased continuously while plans were laid for a School's Broadcasting Service expected to commence in May, 1963, following provision of a substantial grant for this purpose from Colonial Development and Welfare Funds. Licence revenue fell below the estimated figure and far below its potential, but with commercial revenue and a continued Government subvention, the Corporation continued to meet its obligations in full and was able to improve its service.

*Programmes*

Sound broadcasting services continued throughout the year on their well established pattern and averaged some 55 hours' output per day in 18 different languages. The General Service programme was broadcast entirely in the English language, whilst the Asian Service which, by the end of the year, became the only radio service for Asians throughout East Africa, devoted much of its energies to the compilation of a standard Hindustani lexicon for use within the service. The African National Service continued its predominantly Swahili programmes with little change, at the same time continuing to rebroadcast the majority of the output of the B.B.C.'s African Service.

Considerable attention was paid to the growing needs of educational services and a senior officer was attached to the Kenya Broadcasting Corporation from the Ministry of Education to prepare for the Schools Broadcasting Service. Planning was set in motion for the inauguration of the scheme in May, 1963, on the basis of one hour a day from Monday to Friday during each of three eight-week radio terms annually, the medium of instruction being English.

On another front, "Elimu Kwa Radio", a service of adult education, attracted a considerable audience during the year. It had no fewer than 238 registered voluntary listening groups by December, 1962, and many more were in formation in places as widely separated as Mombasa, Kisii, Nyeri and Narok; Kampala, Entebbe and Fort Portal in Uganda; and Arusha, Geita, Mbeya and Biharamulo in Tanganyika. A fortnightly broadsheet was sent to each group carrying a summary and enlargement of the programmes. Subjects covered included English, Agriculture, Civics and Economics. Measured by its popularity, this service was making an increasingly valuable contribution on a minimal budget. Advisory Committees on Schools Broadcasting and on Adult Education were in process of formation by the end of the year.

The television service which opened on the 1st of October, 1962, again aimed at balanced public service programming and a considerable part of its output was concerned with information and education. The problem of language was overcome, if only partially, by making continuity announcements in English, Swahili and Hindustani and providing certain programmes in Swahili and Hindustani. The main language in use was English. By the end of the year rather more than seven hours per week (or approximately 20 per cent of the total output) were "live". The majority of overseas films were rented through Television International Enterprises, Limited, in London who, by routing programmes on a distribution circuit among other television stations such as Gibraltar and Trinidad and Tobago, were able to supply these to K.B.C. at economic rates.

#### *News Division*

There were a number of changes in the News Division during the year. The News Editorship changed hands and a daily television news bulletin was introduced on October 1st in English, with Swahili and Hindustani news summaries. Viewers were given a world news service with news film material supplied by the British Commonwealth International Newsfilm Agency Limited forming an intrinsic part of each bulletin. The K.B.C. TV Film Unit covered all major East African news stories for inclusion in the bulletins.

News coverage on radio continued to improve except that with the extra work created by television news production it was necessary to abandon the daily "Commentary" and the weekly "Newsroom Reports". A major news exercise was the coverage of the Lancaster

House Conference, when daily circuits from London were set up to augment the cable coverage.

#### *Commercial Division*

The Kenya Broadcasting Corporation depends to a large and ever-increasing extent on revenue derived from advertising and the year saw a very marked increase in income from this source. Whilst the responsibilities laid upon the Corporation under the Ordinance are those of a public service, an increasing injection of commercial content was achieved without in any sense prejudicing this basic concept.

Television advertising got off to a slow start in October, 1962, due in part to the fact that most clients' annual budgets were already committed before the introduction of the television rate card in the middle of the year and due in part to the not unnatural desire on the part of clients to observe the efficacy of the new medium before committing themselves to it. By the year's end, however, much of this initial resistance had been broken down and the graph of sales in this medium had begun to show an upward trend.

The tendency in sound radio was to concentrate more on spot advertisements than on sponsored programmes, and indeed the revenue derived from the spot advertisement showed a steady and impressive rise. Nevertheless, a considerable number of extremely good sponsored programmes were broadcast on a regular basis through the year.

The advent of television had no adverse effect on radio advertisements and the expectation at the year's end was that these would continue to increase while, at the same time, with the introduction from overseas and other sources of an increasing number of television sets for community viewing purposes, the interest in television advertising would show a corresponding increase.

#### *Engineering Division*

*Sound.*—During the year a considerable amount of consolidation of the Engineering sound services progressed to completion and a great deal of development work on the "Up-country Improved Reception" scheme continued.

At the main studio centre in Nairobi, additional tape machines were installed to improve recording and play-back facilities. A central recording suite, able to accommodate external recordings and programme dubbings, was completed.

The main transmitting station at Langata converted to a 24-hour shift routine with major equipment maintenance and overhauls work being done at night. A reorganization of the aerial system at Karen Receiving Station was planned to improve reception of some overseas stations. The Mombasa medium wave service had its 300 ft. masts overhauled and corrosion-proofing of the stays was carried out to reduce man-hours on maintenance. In both Mombasa and Kisumu Stations, studios were modified and old equipment replaced.

The major development of the year was undoubtedly the start of work on a V.H.F. relay station at Limuru, which will ultimately serve two medium wave booster stations, one at Nyeri and the other at Nakuru. It was anticipated that during the course of 1963 the V.H.F. Station, 14 miles from Nairobi at Limuru and at 7,500 ft. above sea level (2,000 ft. higher than Nairobi) would be radiating the three National networks. Work on the Nakuru Station was expected to start early in 1963, and thereafter at Nyeri, both stations to be fully operational by the end of the year.

*Television.*—Initial planning and preparation continued throughout 1962 until the service opened in October. The system employed is standard CCIR 625-lines, F.M. Sound, transmitting on band 1, Channel E4. Transmitting equipment comprised a 15 Kw. (ERP) vision and 3 Kw. (ERP) sound installation feeding a 3-stack superturnstile aerial mounted on a mast 360 ft. high. The station is at an altitude of 7,500 ft. and shares the site with the Sound V.H.F. Relay Station. The studio-transmitter link is a microwave installation using a frequency in the 7,000-8,000 mc/s range.

The studios, equipped with three 4½ in. Image Orthicon cameras and four Vidicon cameras for studio and telecine use, comprise a large studio of about 2,700 sq. ft. and two smaller studios for continuity and educational purposes. A complete film unit with processing and editing facilities was also set up.

Good progress was made in training local personnel. Training in theoretical subjects continued as evening studies and the recent City and Guilds of London Elecommunications Examinations resulted in a number of good passes.

## CHAPTER 13—LOCAL FORCES

### GENERAL

The role of the King's African Rifles continued to be that of the local defence and assistance to the civil power to maintain internal security.

#### *Compositions and Deployment*

The locations of 3, 5 and 11 K.A.R. were changed during March, 1962, their new locations are as follows:—

3 K.A.R.	..	..	Langata Camp, Nairobi.
5 K.A.R.	..	..	Lugard Barracks, Nanyuki.
11 K.A.R.	..	..	Giffard Barracks, Nakuru.

The Kenya Regiment Training Centre at Sergeant Leakey Barracks, Lanet, closed down in June, 1962, when conscription in the Regiment ended. These barracks were taken over by East Africa Command, and the Courses Wing K.A.R. moved into them.

### *Commissioning*

During 1962 a total of 49 locally enlisted personnel were granted commissions in the King's African Rifles. All *effendi* posts in the King's African Rifles were converted to subaltern posts.

### *The Kenya Regiment, 1962*

The Kenya Regiment (Territorial Force) has remained under the Government of Kenya for financial and administrative control, and under command of the General Officer Commanding, East Africa Command for operations and training.

On 19th April Government announced that Compulsory Military Training for Europeans, which began in 1952, was to finish, and that the Regiment was to revert to its original status as a volunteer force. When the 18th C.M.T. Course passed out from the Kenya Regiment Training Centre at Lanet on 16th June, Sergeant Leakey, V.C., Barracks, were closed down and handed over to the Courses Wing of the King's African Rifles. Government announced that future recruits with no previous military training would in future undertake a basic training course of three weeks at Regimental Headquarters, Nairobi, and up-country. Two of these courses were held in the year under review, in July and November, and 40 recruits of all races joined the Regiment in this way.

The Volunteers' training commitment remains at 30 drills and one 15-day Annual Camp each year. This training was carried out at Weekend Camps and the Annual Comp took place at Nanyuki. In addition the Regiment celebrated its 35th Anniversary on 2nd June, exercising its privilege, as Freemen of the City of Nairobi, with a March through the City, and in inspection by His Worship the Mayor. The following day the Regiment paraded to the Cathedral of the Highlands to attend the morning service.

The Regiment were not involved in any operations during 1962.

## CHAPTER 14—GENERAL

### CORYNDON MEMORIAL MUSEUM

The Coryndon Museum research collections were consulted by scientists from many overseas countries as well as by local workers during the course of the year. Considerable exchanges of information and of study material took place between the Museum and leading institutions abroad.

Owing to shortages of staff and of storage space, accessions were smaller, though more selective and probably more valuable than during previous years.

The accessions for the year are as follows:—

Mammals	..	..	..	..	..	1,064
Birds	..	..	..	..	..	1,285
Reptiles and Amphibia	..	..	..	..	..	417
Fish	....	..	..	..	..	81
Insects	..	..	..	..	..	5,548
Molluscs	..	..	..	..	..	225

Facilities for the identification of zoological specimens were made available to the public, Government departments and other institutions. This service is assuming considerable importance and is continually increasing. It includes the loan or gift of materials to educational institutions.

A total number of 127,978 persons visited the Museum during the course of the year, and 43,197 persons visited the Snake Park.

#### TOURIST TRADE

In the tables given below the visitors to East Africa in 1962 are shown first according to their method of arrival, secondly according to the nature of their visit, and finally by nationality, the corresponding 1961 figures being indicated in brackets in each case.

#### METHOD OF ARRIVAL

Quarter		Sea	Air	Road/ Rail	Total
1st	.. ..	1,710	11,723	1,998	15,431 (13,668)
2nd	.. ..	1,986	11,913	1,913	15,812 (12,668)
3rd	.. ..	2,170	14,901	1,862	18,933 (16,268)
4th	.. ..	2,113	13,717	2,139	17,969 (14,481)
		7,979	52,254	7,912	68,145
		(6,463)	(42,754)	(7,868)	(57,085)

#### NATURE OF VISIT

Quarter		Short-term	Business	Holiday	Others	Total
1st	..	6,219	2,491	6,170	551	15,431 (13,668)
2nd	..	7,774	2,121	5,337	580	15,812 (12,668)
3rd	..	8,885	2,236	7,133	679	18,933 (16,268)
4th	..	8,223	2,552	6,577	617	17,969 (14,481)
		31,101	9,400	25,217	2,427	68,145
		(23,035)	(9,482)	(22,092)	(2,476)	(57,085)

## NATIONALITY OF VISITORS

A. <i>European</i> —			
British .. .. .	25,174	(24,611)	
American .. .. .	8,689	(6,792)	
Austrian .. .. .	283	(215)	
Belgian .. .. .	1,700	(1,881)	
Dutch .. .. .	1,091	(915)	
French .. .. .	1,790	(1,476)	
German .. .. .	2,411	(1,793)	
Greek .. .. .	878	(751)	
Italian .. .. .	2,125	(1,680)	
Israeli .. .. .	689	(361)	
Scandinavian .. .. .	1,405	(1,184)	
Swiss .. .. .	903	(870)	
All Other .. .. .	2,421	(803)	
Not Stated .. .. .	59	(95)	
	<hr/>	<hr/>	
	49,618	(43,427)	
B. <i>Asians</i> .. .. .	12,566	(9,107)	
C. <i>Other</i> .. .. .	5,961	(4,551)	
	<hr/>	<hr/>	
GRAND TOTAL .. .. .	68,145	(57,085)	

It would appear that the pattern of recent years has not materially changed. If, therefore, the average duration of stay is taken, as it was in 1961, as 16.25 days and if the proportion of stay spent in each country is assumed to be the average of the three previous years (Kenya 69 per cent, Tanganyika 19.8 per cent, Uganda 10 per cent and Zanzibar 1.2 per cent), Kenya's share of the total expenditure in East Africa of documented visitors at the agreed figure of £7 per head per day was £5,348,531. To this figure, however, must be added the expenditure of in-transit passengers and crews on ships visiting Mombasa. This amounted to £429,394, bringing the total estimated value of Kenya's tourist industry in 1962 to £5,777,825.

The year's performance was undoubtedly most encouraging, the overall increase being one of 19.4 per cent. Asian visitors rose by 38 per cent and European visitors by 14.25 per cent. In the latter category the increases which were particularly noteworthy were—Israel 91 per cent, Germany 34.4 per cent, Austria 31.6 per cent, U.S.A. 27.7 per cent, Italy 26 per cent and France 21 per cent.

Towards the end of 1961 the East Africa Tourist Travel Association decided that it should withdraw from branch operation, it having become increasingly obvious during the previous decade of expansion of the tourist industry that such decentralization was necessary. It was agreed that its activities in each of the areas concerned should be handed over to properly constituted local publicity or tourist associations on the 30th June, 1962, and that in order to assist the process these new bodies should receive the bank balances, stocks and equipment standing to their credit at that time together with a sum

equal to half the normal annual subvention. In the case of Mombasa the building also, which was the property of the Association, was handed over.

Before the prescribed date new bodies had been established in Mombasa and Nairobi. These are the Mombasa and Coast Tourist Association and the Nairobi Publicity Association which will, of course, act in the closest liaison with the parent organization. The latter can now concentrate on meeting outside competition and on developing tourist traffic from the United States, Canada, Germany, Switzerland, the United Kingdom and other countries where the potential is good and where it can afford to project East Africa.

In the field of hotel and lodge accommodation there has been encouraging development during the year. In Nairobi, which previously presented acute problems, the Ambassadeur Hotel opened in January and in December completed various modifications which included an Italian-style restaurant, La Taverna. Another important addition was the New Avenue Hotel, a complete reconstruction and modernization of the former Avenue Hotel. A further development in Nairobi is the commencement of work on another new luxury hotel near the centre of the city. At Keekerok in the Masai Mara Reserve work was well advanced at the end of the year on a Lodge with accommodation for 20 which was, in fact, officially opened early in 1963. This Lodge, which it is hoped to provide with catering facilities as soon as possible, will make it possible to plan tours which will operate on a loop route through Kenya and Tanganyika linking the fascinating areas of Northern Tanganyika with those of south-western Kenya in one continuous and most interesting journey. In the Samburu Reserve the Uaso Nyiro Lodge is to be enlarged and improved. There have also been notable improvements in the Meru Reserve where private enterprise has constructed the Kenmare Lodge which provides accommodation for 18 guests in addition to the smaller and more austere lodge already in existence.

So far as roads are concerned it has not yet been possible to start work on or to make provision for the tarring of the road from Athi River to Namanga, the completion of which would provide a first-class arterial link of major importance.

Not the least encouraging feature of the past year has been the intense interest in tourism displayed by the general public with an increasing awareness of its great potentialities. If this can be followed by the continuous improvement of amenities and facilities for tourists then the outlook for the future will be very bright indeed.

#### GAME

Although the number of visitors hunting in Kenya was less, but only slightly less, than the number who did so in 1961, there was a sharp increase in the number of visitors who came to Kenya to see

but not to hunt game animals. This is a very welcome sign for whereas Kenya cannot accept more than about 200 hunting visitors per year without risk of damaging game populations, there is ample room for a large increase in "Game-Viewers".

Poaching was generally neither quite so serious nor so widespread as in 1961. The decrease can probably be attributed to the return to normal weather—if normal can ever be used to describe Kenya's weather—allowing Africans to resume cultivating their *shambas*, and also to an increased preoccupation in politics.

Owing to the truculence of the present-day poachers, it has been found impossible to send patrols consisting of only two Scouts as was customary in the past, now patrols must consist of at least five or six Scouts, all armed, if effective action in an encounter with poachers is to result.

In Western Kenya, poaching gangs at times numbering hundreds, have been met and some arrests have been made even in the face of such odds.

One feature of the year has been the rapid introduction of new Settlement Schemes.

Cultivated plots along the forest boundaries of Mount Kenya and the Aberdares are particularly vulnerable to damage from game, mainly buffalo, living in adjacent forests.

In the past these small plots were parts of large European-owned farms which could absorb a reasonable amount of annual damage from game animals and for which protection against undue damage was provided by a "screen" of Honorary Game Wardens, almost entirely farmers themselves, who carried out game control when necessary in areas where, owing to the small size of the Game Department, regular Game Wardens were not stationed. Now, however, the Honorary Game Warden "screen" has been and continues to be thinned by farm purchase for settlement and departures from Kenya that to all intents and purposes no protection can be afforded to the settlement scheme areas. Moreover, those small plots along the forest edges constitute a lure to entice game from the forests and whereas a large farm can absorb a certain amount of damage, a similar amount can spell ruin for a plot holder.

The Trustees of the Royal National Parks relinquished their rights of the Uaso Nyiro Game Reserve which passed to the control of the Samburu African District Council to become a District Council Game Reserve on the same lines as those established by the Meru, Kajiado and Narok African District Councils.

#### ROYAL NATIONAL PARKS OF KENYA

Approximately 171,000 visitors entered the Royal National Parks of Kenya during 1962, many of these being tourists from overseas.

The Nairobi Royal National Park is unique, being situated within five miles of the centre of the city and is a great asset to the Colony. While watching lions in the early evening the lights of Nairobi can be seen in the distance. The lions themselves remain the principal attraction to this Park: rhino can also be seen and many thousands of plains game. Some 111,000 people visited the Nairobi Park during the year.

The Tsavo Royal National Park is a faunal sanctuary consisting of some 8,034 square miles. A large number of elephant inhabit this park together with many other species of both big and small game. Constant patrolling has to be carried out by a specially trained force of National Park Rangers in order to combat the activities of poachers. Poaching within the park has been contained, but outside the boundaries unfortunately the poachers continue to be active.

There are three safari lodges within the Tsavo Park, Aruba, Kitani and Kilaguni. The latter was opened in February, 1962, and is run as a fully equipped hotel. Amenities include a swimming pool and flood-lighting has been installed which enables visitors to watch game coming into drink during the evening. A large water-hole has been built in front of the Lodge.

The Aberdare Royal National Park is most popular and the road constructed over the high moorland plateau is a great success. Not only can visitors enjoy the magnificent scenery, but also see elephant, buffalo and other species of game and, on occasions, the elusive bongo. A large variety of wild flowers can also be seen.

"Treetops" Hotel, the famous tree house, in the salient of the Aberdare National Park, maintained and in fact increased its fascination for both wild animals and human beings. Elephant, rhino, buqalo and many other forest dwellers were on view regularly to the 6,000 visitors who stayed at "Treetops" during the year.

Fort Jesus Royal National Park attracted some 23,000 people during the course of the year. This Fort was built by the Portuguese at the end of the 16th century and is of great historical interest. A Museum has been built within the Fort and contains many objects of interest.

Generous contributions to the "Water for Wild Animals Fund" have made it possible to construct bore-holes, surface dams, and pumping schemes to provide water for animals in arid areas, particularly in the Tsavo Royal National Park.

In July, 1962, the Uaso Nyiro National Reserve was handed over by the Trustees to the Samburu African District Council, and the latter are now responsible for the control and administration of this area.

In spite of the problems and difficulties which have faced Kenya during the course of the year, the Royal National Parks have proved most popular and a large number of people travelled from far and near to enjoy the excitement of seeing wild game in their natural surroundings.

#### DISTINGUISHED VISITORS

Representatives from overseas missions and international organizations were among those who visited Kenya during the year. They came from the World Bank, World Health Organization, UNICEF, FAO, and the United Nations, as well as from individual countries like Afghanistan, Japan and Korea, as trade missions. The Pan-African Co-operative Alliance Conference held in Moshi, Tanganyika, brought in delegates from all over Africa, as did the Uganda independence celebrations, and most of them took the opportunity to make a brief stop-over in Kenya. These included Sir Josiah and Lady Francis from as far off as Australia, and, closer home, Prince Asrate Kassa, of Ethiopia.

The Duke and Duchess of Gloucester paid an official visit to Kenya, and this was followed by another Royal visit from the Duke and Duchess of Kent, later in October, for the official opening of the Television Centre. Other important visitors from Britain included the Colonial Secretary, Mr. Reginald Maudling; Mr. F. M. Bennett and Mr. M. U. Berkeley, both Members of Parliament; Lady Baden-Powell, World Chief Guide of the Girl Guide Movement and wife of the founder of the Boy Scout Association; and Sir Arthur Porritt, President of the Royal College of Surgeons.

Other well-known personalities who came to Kenya were the Aga Khan; Lord Howick of Glendale—a former Governor of Kenya; Dr. Banda; Sir Roy Welensky, Prime Minister of Rhodesia; Sir Hugh Foot, U.N. Special Adviser to Britain; Sir Leary Constantine, High Commissioner for Jamaica in London; Lord Alport, British High Commissioner in Nyasaland and Rhodesia.

Members of the Northern Frontier District Commission and the Regional Boundaries Commission were also in Kenya headed by Major-General M. P. Bogert and Sir Stafford Foster-Sutton, respectively. There were several technical advisers from various countries as well as University professors and Government Ministers. Agricultural experts from Britain, United States, Nyasaland, Southern Rhodesia and Germany visited the country, and Mr. R. J. M. Swynnerton, Agricultural Adviser to the Commonwealth Development Corporation in Britain also paid a visit.

Several officials from neighbouring countries came to Kenya. Among them, the retiring Governor of Mauritius, the Director of Agriculture in Bechuanaland, the Minister for Justice from Madagascar, and the Director of the Institute of Public Administration at the Hebrew University in Israel.

## PART III

## CHAPTER I—GEOGRAPHY AND CLIMATE

Kenya has a land area of 219,789 square miles. It is over twice as large as the United Kingdom, but has only one-sixth of the population. It is bisected by the Equator and extends approximately from latitude  $4^{\circ}$  N. to  $4^{\circ}$  S. and from longitude  $34^{\circ}$  E. to  $41^{\circ}$  E. From the coast of the Indian Ocean, the frontiers of Kenya run with the Republic of Somalia in the east and with Ethiopia and the Sudan in the north and north-west. To the west lie Uganda and Lake Victoria, and on the south side Tanganyika. The Protectorate is that part of Kenya which adjoins the Indian Ocean and consists of a strip of land extending ten miles inland from highwater mark, including the islands of the Lamu Archipelago.

Because of its location, Kenya is three hours ahead of Greenwich mean time and each day of the year has approximately 12 hours of daylight.

By air, Nairobi Airport is about 4,000 miles from London, or ten hours' journey. On the trunk route to South Africa, Kilindini, the port of Mombasa, is nearly 5,000 miles by sea, via Suez.

The coastline is fringed with coral reefs and the shore is backed by a low platform of coral rock with lagoonal clays behind. This is cut in several places by deep-water inlets, one of which gives access to the port of Kilindini. Towards the north the coastline is broken by the Lamu-Patta Archipelago. In the south, and forming a coastal lowland about 15 miles broad, outcrops, mostly of sandstone, rise in ridges towards the interior high plains. To the north and extending over the eastern section of the Northern Province, young sedimentary rocks form an extensive plain below 1,000 ft.

Beyond the coastal region the land rises towards the great plateau of East Africa, composed of worn down ancient crystalline "basement" rocks with occasional hills, but mostly consisting of vast level expanses. After traversing the monotonous arid plateau the highlands are reached in the neighbourhood of Nairobi. The highlands rise from the plateau at about 5,000 ft., and with their greater relief, well-watered valleys, deep soil and richer vegetation, form a sharp and varied contrast with the plateau. They are found on either side of the Rift Valley which take an approximate north-south course through Kenya.

The Rift Valley, which is the result of a system of fractures, can be traced from Syria through the Red Sea to East Africa and Mozambique. In the north of Kenya it takes the form of the wide shallow trough in which Lake Rudolf lies. Further south it becomes a deeper, more impressive feature where it splits the highlands. Here it

is about 40 miles across and is bounded by escarpments up to 2,000 or 3,000 feet high, and is backed by even greater heights in the Aberdare Mountains, which rise to over 13,000 feet.

The valley is dotted with small volcanoes and lakes, often visited by flamingoes. Although the volcanoes are inactive, steam vents and hot springs are numerous. Associated with the formation of the Rift Valley, great outpourings of lava occurred which form the surrounding highlands, and the great volcanoes, now extinct, of Mt. Kenya (17,058 feet) and Mt. Elgon (14,178 feet).

Around Lake Victoria, other ancient rocks are exposed and a smaller Rift Valley, running approximately east-west, has been partly flooded to form the Kavirondo or Nyanza Gulf.

Because of the latitude, the noon day sun is always high in the sky and temperatures have only a small seasonal variation. There are no seasons equivalent to the "summer" and "winter" of the temperate regions. Changes in humidity and cloudiness, however, can also induce a sensation of coolness or warmth.

Kenya is a striking example of the modification of temperature by altitude and it may roughly be said that if the sea-level temperature is taken as 80° F. (Mombasa average: 80.1° F.) the average temperature will decrease by a little less than 3° F. for each 1,000 feet of altitude. This reduction at 5,000 feet and over, results in temperatures pleasant to Europeans, but over 9,000 feet it is rather cool (e.g. Equator at 9,062 feet has a mean annual temperature of 56° F.) and glaciers are found on Mt. Kenya down to 15,000 feet.

The amount and reliability of rainfall is the basic limitation to land use in Kenya. The growing of grain is generally restricted to areas in which there is a strong probability of at least 30 inches of rain each year, and these conditions are largely limited to the highlands, the Nyanza Province and a narrow belt along the coast. Over two-thirds of Kenya has less than 30 inches of rain in a year and is thus restricted to grazing. In the north-east, rainfall decreases to less than 10 inches per year.

The seasons in Kenya are marked by the period of rainfall rather than by changes in temperature. The coast receives most rainfall from the south-east "monsoon" between April and July and has a pronounced dry season in January and February (Mombasa). Inland, the plateaux and the highlands of Central Province experience two rainy periods: the "long rains" between March and May and the "short rains" between October and December (Nairobi to Garissa). To the west of the Rift Valley, March to September forms a continuous rainy season (Kitale), except in the Narok area where the rains are from December to May, while a large part of Nyanza Province receives some rain all the year round (Kericho).

The climate of Nairobi may be taken as an example. The altitude of 5,495 ft. reduces the mean annual air temperature to 67.2° F. Mid-December to mid-March is the hot, dry season before the onset of the long rains from mid-March to the end of May, which account for half the annual rainfall. A cool, cloudy, but dry, season follows before the short rains from mid-October to mid-December. These seasons, however, are highly variable, as is the total rainfall which, although averaging 33 in. in a year, has been as high as 61 in. in 1930 and as low as 19 in. in 1943.

During dry seasons, streams and wells dry up and lack of water for man and beast limits the use of large areas. Only two major rivers, the Athi/Galana and the Tana cross the dry plateau from the central highlands to reach the sea.

Along the coast there are mangroves and remnants of high forests, in one of which lie the ruins of the mediaeval city of Gedi, but most of the coastal zone is occupied by coconut plantations, other cultivation or grazing. For most of the country the vegetation can be described as a combination of short trees or bush and grass in varying proportions: the savanna. The more arid parts of the Northern Province are desert scrub of low bushes (*Commiphora* spp.) separated by bare soil. Between the coast and the highlands lies the extensive *nyika* of tangled thorn bush, giving way near the highlands and in Masailand (Southern Province) to open grassland dotted with thorn trees (*Accacia* spp.). During the dry season, this bush/grass country is dominated by leafless, tangled bush, but in the rains the aspect may completely alter and bushes become buried beneath tall grass and flowering herbs.

The highlands, with higher rainfall and cooler temperatures, support high forest, but some of this has been cleared for cultivation in its lower parts. High altitude grasslands are also found and, above the forests, which in the higher altitudes includes bamboo, are alpine moorlands with their distinctive "gigantic" plant forms.

The bush grassland is the home of the big game of Kenya which occupy, in great numbers, vast tracts of almost unpopulated country. Their number in any one locality varies greatly as they move over long distances, following the seasonal grazing.

The census taken in August, 1962, gave a population for Kenya of 8,676,000 (provisional figure). In 1961 it was estimated that the population included 66,000 Europeans, 178,000 Indo-Pakistanis and Goans, and 39,000 Arabs. Almost all the Arabs live at the coast, and the Asians in the towns. The Europeans are engaged in commerce or administration in the towns, and farming in the highlands.

Kenya is a land of contrast between vast, sparsely populated areas and small densely settled districts. The Northern Province alone occupies over one-half of the country, but accounts for only 3 per cent of the population. The Northern Province, Southern Province and the

Lamu/Tana River Districts, have densities of two to four persons per square mile. Most of the population of Kenya is concentrated into a relatively small portion of the country in the south-west where the rainfall is adequate for intensive peasant cultivation or for more extensive commercial cultivation on large farms. This area is contained in the Central, Rift Valley and Nyanza Provinces, which at the 1962 Census accounted for 6,000,000 out of a total of 8,676,000 people. In the most favoured areas, very high densities are recorded and in the Kikuyu highlands and in small areas of Nyanza densities exceed 400 per square mile: for small areas the figures are even higher, which is remarkable for purely agricultural districts farmed mainly on a subsistence basis. The principal groups of people are 1,800,000 Kikuyu and allied tribes living on the fertile, well-watered slopes of the Aberdares and of the southern and eastern slopes of Mt. Kenya; over 800,000 Kamba in the country to the east of them; and nearly 3,000,000 people in the high rainfall area towards Lake Victoria, including the Luo, Baluhya, Kisii, Kipsigis and Nandi tribes. The only other considerable population concentration is a narrow strip along the coast.

The City of Nairobi, capital of Kenya, has grown from its small beginning as a railway settlement in 1899 to a modern centre of 266,795 people, including 21,000 Europeans and 86,000 Asians (1962 Census). Beginning as a railway and Government town, it has become a financial and commercial centre and, more recently, a large industrial expansion has taken place in a specially reserved industrial district. It is also the home of the Secretariat of the East African Common Services Organization and is rapidly becoming the geographical and economic centre of East Africa.

The second town of Kenya is Mombasa (population 180,000), the port which serves all Kenya and Uganda and important areas in Northern Tanganyika. It is an old Arab town, much expanded with the building of the railway to the interior and the development of the well-equipped harbour of Kilindini. The old Arab port of Lamu remains small, but Malindi has become a popular holiday resort, achieving an international reputation. Apart from Nairobi and Mombasa, the towns are generally smaller agricultural centres in the Highlands, of which the most important is Nakuru (population approximately 37,900); others include Eldoret (19,600), Kitale (8,500), and Thika. Kisumu (23,200) is the headquarters of the populous Nyanza Province, an important port on Lake Victoria and the terminus of the original Uganda Railway, where lake steamers were used to connect with Port Bell for Kampala, Uganda.

The basis of the economy of Kenya is agriculture, largely concentrated into the area of adequate rainfall in the highlands and Nyanza Province. African peasant cultivation consists largely of subsistence crops of maize, millet, sorghum, bananas, beans, cassava and many other minor crops, but there has been an increase in the volume

of cash crops such as tea, coffee and pyrethrum. The principal exports, largely derived from European farms, include coffee, tea, sisal, wattle extract, pyrethrum and butter, the local market taking the surplus of wheat, eggs, fresh milk, fresh and canned meat and ham. African farmers are producers of cotton, wattle, pyrethrum and vegetables for the Nairobi market. Coffee is being successfully produced by the African farmer, particularly in the Meru, Embu and Kikuyu land units. Copra and cashew nuts are important export crops of the coast region.

Apart from the production of soda ash and salt from Lake Magadi, mineral products have minor importance in Kenya. Lacking commercially significant deposits of coal or oil, although the search for the latter continues, hydro-electric power has been developed, particularly on the upper Tana River, and electricity is now available in Nairobi from the Owen Falls Dam scheme in Uganda. The growth of manufacturing in Nairobi has been noted but it has also been significant in Mombasa, Nakuru and Thika where, as in Nairobi, industrial districts exist. Although mostly to be described as "light industry", there are now two large cement plants working in Kenya and a large shoe factory at Limuru.

The great majority of the population and economic activity of Kenya is located in the highlands and Nyanza Province. They are separated, however, from the port of Mombasa by 300 miles of sparsely populated or completely uninhabited, seasonally waterless country. Imports and exports must bear this freight charge and the lack of intermediate traffic on this route means the full cost of maintaining the road and railway must be borne by the through traffic. The railway is single track for great stretches, and the road is surfaced with murrum for most of its length. The highlands are relatively well served by the two through railway lines from Nairobi, through Eldoret to Uganda and another to Kisumu, and by branch lines to Thomson's Falls, Kitale, Solai and Nanyuki.

Outside the towns only about 900 miles of road are bitumen surfaced, mostly consisting of the main road through the highlands from near Machakos on the Mombasa road through Nairobi, Naivasha and Nakuru to Molo, and through Kericho towards Kisumu with another fork to Eldoret. This is a portion of the proposed trans-Africa trunk road which enters Kenya at the border with Uganda at Tororo, and enters Tanganyika at Namanga. Smaller stretches of bitumen-surfaced roads are from Mombasa over the coast "escarpment" and in the vicinity of Nairobi. Nyeri is now linked to Nairobi, via Fort Hall, with a bitumen-surfaced road, as part of the "contractor-financed" programme now proceeding. This will add 270 miles of bitumen surface by 1963. For reasons of economy, the majority of the roads of Kenya must be surfaced with murrum (a natural lateritic rock) and these degenerate rapidly under the increasing weight of traffic and require constant attendance and maintenance.

## CHAPTER 2—HISTORY

The interior of Kenya was, until comparatively recent times, cut off from the main stream of civilization, and little is known of this part of the territory beyond the fact of the successive migrations of the African tribes. The coast, however, was known to merchants before the birth of Our Lord, when they sailed southwards from Arabia in search of gold and other merchandise. In the seventh century the Arabs began to settle on the coast building trading centres and towns, the remains of which may still be seen today.

Near the beginning of the age of European discovery, a Papal Bull divided the countries still unknown to Europe between the Kings of Spain and Portugal, the sovereignty of undiscovered Africa falling to Portugal. In 1498 Vasco da Gama sailed round the Cape and landed at Malindi, where he was warmly welcomed by the Sultan. In succeeding years the Portuguese established posts along the coast and under the protection of these Portuguese traders gained, for a while, a monopoly of the trade along the Kenya coastline. The Arabs of the coast appealed to their kinsmen in Oman, who drove the Portuguese from the northern part of the coast, and the Arabs took Fort Jesus, in Mombasa, in 1698. By 1740 all the Portuguese possessions of any importance were lost. Once the Portuguese had gone, the independently-minded and mutually-hostile rulers of the coastal settlements were no more prepared to submit to the overlordship of Oman than they had been to that of Portugal. It was not until the rule of Seyyid Said (1806-1856) that some sort of unity between the Arab settlements on the coast was established.

Even in the middle of the 19th century the Arab hold was confined to the coastal belt, and the only Arabs who penetrated up-country were traders on the main caravan routes in search of the two marketing commodities of the interior—ivory and slaves. Although America and various powers, including Great Britain, had established trading connections with Zanzibar (to which place Seyyid Said had moved the seat of his government from Muscat) and appointed consuls, it was left to individuals—mainly missionaries—to explore the interior of East Africa.

Among the earliest explorers were two missionaries, Rebman and Krapf. Rebman visited the country of the Chagga in 1848 and saw Mount Kilimanjaro; Krapf journeyed into the land where the Kamba tribe lived and saw the snows of Mount Kenya. The discoveries of Rebman and Krapf led to a revival of interest in the discovery of the source of the Nile, and the Royal Geographical Society equipped an expedition under Speke and Burton to look for its source; at last, in 1862, Speke discovered the source of the Nile at Jinja. Names in this area, such as Victoria, Ripon (President of the Royal Geographical Society), Edward, Albert, speak eloquently of the discoveries of Speke and other explorers of his time.

The people whom the explorers found in the interior were of many different races, but in no case except in Uganda had their society advanced beyond the simple tribal state. The population was small for the area, both on account of the inhospitable environment and also on account of the slave trade. Tribe fought tribe, sometimes for cattle, but often also to obtain captives whom the chiefs sold to Arab slave traders in return for arms and spirits. These Africans were backward in their agricultural practices and an easy prey to famine and disease. So it was humanitarian rather than imperialistic considerations which convinced many of the explorers that the salvation of these territories lay in the establishment of legitimate trade and of European administration.

British interests in East Africa were not, however, territorial, but were mainly concerned with the suppression of the slave trade. Thus it was not surprising that when Sir William Mackinnon was offered a concession of the mainland dominions of Zanzibar in 1877 the British Government, preoccupied elsewhere, placed obstacles in his way. Germany took the opportunity to become first in the field. In 1884 Dr. Karl Peters negotiated a series of treaties with African chiefs in the interior opposite Zanzibar and in 1885 a German protectorate was declared over the areas he had visited. Great Britain supported Germany's claims and in the following year reached an agreement with Germany regarding spheres of influence as far west as the eastern shore of Lake Victoria. The Sultan's assent was obtained to the agreement whereby he was left on the mainland only a 10-mile strip along the coast.

Nevertheless, the British Government was not prepared to intervene directly and it was a commercial company, the British East Africa Association, which in 1887 obtained from the Sultan a concession of the mainland between the Uмба and the Tana Rivers. This association was incorporated under a Royal Charter as the Imperial British East Africa Company in the following year. Its early activities were concentrated mainly on the coast, but in 1889 a considerable caravan was despatched to explore the interior under F. J. Jackson.

The 1886 agreement had not dealt with Uganda—a populous, productive country in which interest now centred. Dr. Karl Peters, in defiance of the orders of his own government, arrived in Uganda early in 1890 and obtained concessions from King Mwanga, but an Anglo-German treaty which extended the line of demarcation of interests to the western side of Lake Victoria, relieved Great Britain of German rivalry in Uganda.

Late in 1890 F. D. Lugard took over Uganda's administration on behalf of the company. The company, however, found the task of maintaining order too difficult for its slender resources and the fate of Uganda was in doubt until the Government finally agreed in 1893 to assist the company financially and to establish a protectorate over the company's territory—at that time the land beyond Naivasha.

The difficulties of administration in, and of communication with, Uganda were the prime reasons for the project to establish a railway, the survey of which was started in 1892. In 1895 Her Majesty's Government commenced the construction of this line. In the same year the British Government declared a Protectorate over what is now Kenya and Uganda, buying the properties of the Imperial British East Africa Company. The laying of rails over 800 miles of desert and mountains in the face of obstacles of every nature, including man-eating lions, was an epic enterprise. On 28th May, 1899, the line reached a swampy stretch of land where the City of Nairobi has since been built. (This was the last stretch of open ground before the long climb up the Kikuyu Escarpment and Railway Headquarters and a nucleus of railway workshops was established here.) It was not until December, 1901, that the line reached Kisumu on Lake Victoria, which remained the port from which Uganda was reached until the railway line from Nakuru to Kampala was completed in 1926.

The building of the railway and the heavy costs incurred in its upkeep directed attention to the need for developing the empty highland areas through which the line passed. It was in 1897 that Lord Delamere, the pioneer of white settlement, had made his way to the East African highlands from the north through Somaliland and Abyssinia. He was greatly impressed by the agricultural possibilities of this land. A few years later, in 1902, the boundaries of the East African Protectorate were altered to include what was previously the Eastern Province of Uganda, and in that year also the conditions under which land could be alienated were laid down. Lord Delamere returned to the Protectorate and commenced extensive farming operations which were to provide that the land could be successfully farmed by Europeans. A large incursion of new settlers took place in 1905 when farmers arrived both from England and South Africa.

Following upon the introduction of British control and the settlement of Europeans came an influx of Asians in considerable numbers, although previously there was a long history of Asian settlement in the East African coastal area. Asians had lived there from early times onwards as a trading community and later, when labour was required to build the railway, 35,000 Indians were brought across to East Africa. The families who remained when the work was completed became small traders and did much to open up trade with Africans in the interior. Further immigration has increased the number of this community until today it is more than three times the size of the European community.

In 1905 the Protectorate was transferred from the authority of the Foreign Office to that of the Colonial Office. A Governor and Commander-in-Chief and Executive and Legislative Councils were appointed under an Order in Council in 1906.

During the years preceding the First World War the Protectorate developed steadily. European settlement had made good progress, Kenya coffee was beginning to make a name; sisal was flourishing and the future of wool and wheat looked promising.

So far as African administration was concerned, the pre-war period was one of the establishment of law and order. Troubles were experienced with various tribes in the nineties and with the Nandi until 1905, but on the whole few countries have been opened up with such little bloodshed and with the maintenance of such friendly relations with the inhabitants. Such social services as were possible in those days were provided by the missions, which from their establishment had combined education and medical facilities with the teaching of the Gospel.

Because of its proximity to German East Africa, the British East Africa Protectorate was very directly affected by the First World War. The Germans had a larger force under arms than the British, but the latter were assured of quick reinforcements, and their command of the seas isolated the Germans from any assistance from overseas.

The Germans took the offensive and penetrated Kenya's southern border. A volunteer force composed mainly of European farmers and one battalion of the King's African Rifles was the sum total of British strength. They were reinforced by Indian troops, a few months after the outbreak of war. But it was not until 1916, when General Smuts assumed command, that the British took the offensive, and in a long wasting campaign, during which the losses due to disease greatly exceeded casualties in action, British troops chased the elusive and enterprising Germans under General von Lettow-Vorbeck through German East Africa. By November, 1917, there were no enemy troops left in this area, but British troops had been unable to capture General von Lettow-Vorbeck who, returning through Portuguese East Africa and entering Nyasaland and Northern Rhodesia, finally surrendered in November, 1918, only on receipt of news of the Armistice.

Over 85 per cent of the European population of fighting age had enlisted for military service and during the war large numbers of Africans had served in the Carrier Corps. As a result, many farms reverted to scrub and bush and European settlement was virtually at a standstill during these years.

When peace came, great strides were made in European settlement. New farmers arrived from England and South Africa and special schemes were launched for ex-soldiers. Already in 1919 the European population was estimated at 9,000 settlers.

The influx of new settlers, combined with the effects of the war on the African population and a severe famine in 1918, created a labour crisis. At the same time, Kenya began to feel the effects of the post-war slump. The depression was further increased by the currency

changes in 1920 from the rupee as the unit, first to the florin and then to the shilling, which in effect substantially increased the sterling obligations of primary producers.

The very serious financial and economic position in 1921 led to the appointment of an Economic Committee on whose recommendations the tariff policy was substantially changed to a protective tariff designed to stimulate agricultural production. The railway rates policy was also modified in order to facilitate the export of the main agricultural products, especially maize.

At the same time political controversies were raging. Nominated Unofficial Europeans had first sat in Legislative Council in 1906, and in 1919 their numbers were increased from four to 11 and an elective basis established. The grant of the franchise to Europeans called forth a demand from the more numerous Asian community for equal privileges on a common roll with educational qualifications; this demand aroused opposition among Europeans who threatened armed resistance. The matter was resolved by the Devonshire White Paper of 1923 which granted the Asians five seats on a communal basis and also made provision for an Arab elected member, and a nominated unofficial member to represent African interests. The Paper also, whilst confirming the position of the Europeans in the Highlands, contained a clause which stated that primarily Kenya is an African territory and the interests of the African native must be paramount. The settlement was accepted with reluctance by the European community, but the Asians launched a campaign of non-co-operation and it was not until the 1930's that the full number of members allotted to them took their seats in Legislative Council.

Meanwhile, other changes of great importance had been taking place. By the Kenya Annexation Order in Council of 1920 the territories outside the mainland dominions of the Sultan of Zanzibar had been recognized as a Colony, the coastal belt remaining a Protectorate. The Uganda Railway was, in 1921, constituted as a separate financial entity and in 1926 was established the office of the High Commissioner for Transport, vested in the Governor of Kenya until 1935, when it was vested jointly in the Governors of Kenya and Uganda.

Kenya was drawn into closer relationships with her East African neighbours by the foundation of the Governors' Conference, which met for the first time in January, 1926, in Nairobi. Full federation soon became a political issue, but the differences in the political status of the three territories—a Protectorate, a Mandate and a Colony—and the fears and suspicions of the various communities rendered federation difficult.

A brighter aspect of the 1920's was the progress in African development. In the field of education the Education Department was supplementing the facilities already provided by the missions and, in

1924, established an Industrial Training Depot at Kabete and also the Jeanes School where African teachers and their wives were given a training in rural community life, rather than a purely academic training. In the same year local African councils were inaugurated in order to associate the African more closely in the government of his area, and as a first step in his political development. These councils have proved valuable and very successful.

In the early 1930's the Colony felt once more the effects of a world depression. All races suffered, the African and the Asian as well as the European. Drought and a plague of locusts on a large scale deepened the depression. The economic story of the later years of the 1930's is one of gradual recovery from the depression, helped to a small extent by the working of alluvial deposits of gold discoveries in the then North Kavirondo District in 1931.

In 1932 a committee under the chairmanship of Sir Morris Carter—The Carter Committee—was set up to consider the needs of the African population with regard to land, and to define the area of the then White Highlands within which persons of European descent were to have a privileged position in accordance with the guarantees of the Devonshire White Paper of 1923. The commission carefully examined every class of claim advanced by the different tribes and, as a result, certain areas were added to the African tribal lands.

As a result of the economic situation, public interest was centred more on financial than on political matters. Whereas the commissions and committees of the 1920's had discussed political representation and federation, the inquiries of the 1930's, such as those undertaken by Lord Moyne and Sir Alan Pim, were concerned with finance and taxation. Although reductions in expenditure were made and an official levy on salaries imposed, this was not sufficient to bridge the gap between revenue and expenditure and it became necessary to increase taxation at a time when the people of the Colony were least able and willing to accept it. Controversy centred on the Government proposal to reintroduce income tax which had been introduced in 1921 and then abandoned. The first stage was the imposition of a graduated non-African poll tax in 1923. Finally, in 1936, the elected members of the Standing Finance Committee recommended the acceptance of a light income tax on condition that the Secretary of State examined the composition of the Executive Council. In 1937, income tax started at Sh. 1 in the pound was introduced, and in the same year the number of Officials on Executive Council was reduced, the number of Unofficials remaining the same.

Steady development was taking place in African affairs. A second Unofficial Member was nominated to represent African interests in Legislative Council. The Native Tribunals Ordinance provided for a more comprehensive system of African courts than had formerly been established. Agricultural schools for Africans were opened, veterinary

services developed, education facilities were increased and provision made for secondary and higher education, if only on a minor scale, and the Medical Department took a large share in the improvement of conditions in African reserves. In short, many Africans were emerging from the tribal state and approaching a stage, not without its dangers, which provides them with the prospects of a more civilized life.

When Mussolini conquered Abyssinia in 1936, the first shadows of the Second World War were cast over Kenya. There were no forces in the Colony apart from two regular K.A.R. battalions and the tiny volunteer force of the K.R.N.V.R., which had been established in 1933. In 1937, a European Kenya Defence Force came into being as well as a European territorial force known as the Kenya Regiment. In September, 1938, a Kenya Women's Emergency Organization was founded as the country's central registry for women's services in wartime. Kenya's preparations, however, were inadequate to meet a threat from the Italian East African Empire, but the breathing space given by the fact that Italy did not enter the war until 1940, which allowed a great increase in the local forces and reinforcement from South and West Africa and overseas, saved Kenya from invasion by the Italians in East Africa.

Although it was necessary for strategic reasons to abandon to the enemy areas in the Northern Frontier District, General Cunningham found himself early in 1941 in a position to carry the war into Italian territory. The success of his campaign was as overwhelming as it was rapid. Addis Ababa was occupied within a few months and Italian resistance in East Africa ceased when Gondar fell in November, 1941. Kenya's military commitments did not end here. Forces were built up steadily, and fighting and other units took a prominent part in the campaigns in Madagascar and Burma, whilst Pioneer units performed useful work in the Middle East.

As the war receded from Kenya's frontiers, the Government was able to devote more attention to measures directed to increase production. Despite the drain on manpower of both Europeans and Africans for the forces, those who remained, including the wives of European farmers, did not let production fall. A combination of drought and locusts at a time when local consumption was greatly increasing caused a serious maize shortage in 1943, but in the following years more cereals were being produced than ever before.

In 1944 an important step forward in the history of the Colony was taken when the Governor nominated Mr. Eluid Mathu as the first African to represent his people on Legislative Council. Even before the war was ended the Government was occupying itself with plans for post-war development and in 1945 an important reorganization of Government was undertaken which, grouping the main departments under Members of Executive Council, made preparation for the responsibility of the peace.

At the outbreak of war in 1939 the functions of the Governors Conference of co-ordinating the economy and manpower of the East African territories became increasingly important and, when Italy entered the war after the collapse of France, the East African Production and Supply Council, War Supplies Board, Industrial Management Board and many other bodies were established under the Secretariat of the Governors' Conference to meet the needs of the total war.

The end of the war saw a general desire to consolidate this machinery and provide it with a firm constitutional basis. After some two years of negotiation, the East Africa High Commission was set up by the East Africa (High Commission) Order in Council dated 19th December, 1947.

The High Commission is a body corporate, of which the Governor of Kenya is chairman, with headquarters in Nairobi. It includes the East Africa Central Legislative Assembly consisting of a Speaker, seven *ex officio* Members who are officers in the High Commission service, six Nominated Official Members (two from each of the three territories) and 20 Unofficial Members, six from each territory and two Arab Members appointed by the High Commission.

During 1951 the Legislative Councils of Kenya, Uganda and Tanganyika passed resolutions to the effect that the Central Legislative Assembly in its existing form and without change of function should remain in being for a further four years, and this was effected by the East Africa (High Commission) (Amendment) Order in Council, 1951, which came into operation on 6th December, 1951. In 1955, the life of the High Commission was again extended by the territorial legislatures for a period of four years until 1959.

The High Commission has power to legislate with the advice and consent of the Assembly, in respect of the Services taken over, which include, *inter alia*, Defence, Civil Aviation, Customs and Excise administrative and general provisions but excluding tariff rates— income tax—administrative and general provisions but excluding rate of tax and allowances—Lake Victoria Fisheries, Makerere College, Meteorological Services, Posts and Telegraphs, Telephones and Radio Communications, Railways, Harbours and Inland Water Transport, Statistics, including census, and a large number of Research and Scientific Services.

Apart from the fact that the High Commission has assumed responsibility for the administration of these services, its establishment involves no change in the constitution or administrative responsibilities of the Governments of the three territories, which remain responsible for basic services such as Administration, Police, Health, Education, Agriculture, Animal Health, Forestry, Labour, Housing and Public Works.

Since the end of the Second World War considerable changes have taken place in the constitution of the country. In 1951 Mr. Griffiths, then Secretary of State for the Colonies, made certain proposals which were brought into force by Royal Instructions of the same year. The appointment of ten Nominated Members of the Legislative Council raised the numbers of the "Government" side of the Council from 16 to 26; at the same time the number of European Elected Members was raised from 11 to 14, of Asian Elected Members from five to six, of African Representative Members from four to six, with Arabs having one Representative and one Elected Member, thus securing an Unofficial majority for the first time.

In October, 1952, a State of Emergency was declared in Kenya. From that date a large part of the country's resources had to be used in the fight against Mau Mau. During 1956 the situation improved considerably, and in October of that year the police and Administration reassumed responsibility from the military for the maintenance of law and order. The improvement in the Emergency position was maintained during 1957 and the State of Emergency finally ended in January, 1960. The greater part of the country has remained unaffected by *Mau Mau*, and development and progress have continued at a rapid pace, even in the affected areas. Work continued in resettlement and land development schemes throughout the Colony. The State of Emergency was formally ended in 1960.

In 1954, a new Constitution, known after the then Secretary of State for the Colonies as the Lyttleton Constitution, introduced a Council of Ministers, exercising collective responsibility. The Constitution provided that the Council of Ministers would consist of the Governor, the Deputy Governor, six Official, six Unofficial and two Nominated Members. The Government was re-formed on this basis and, of the six Unofficial Ministers three were drawn from European Elected Members of Legislative Council, two were Asians and one was an African Representative Member of Legislative Council. Three Parliamentary Secretaries were appointed, two Africans and one Arab. Subsequently, the Liwali for the Coast, was appointed the Governor's Personal Adviser on Arab affairs and was admitted to the deliberations of the Council of Ministers.

Legislation concerning the Legislative Council was amended in 1956, providing for the replacement of the six Representative African Members by eight Elected Members. The first African Elections were held in March, 1957. The African Minister was defeated, and resigned. None of the newly Elected Members were prepared to accept office in the Government, and, in order to resolve the deadlock, the Secretary of State for the Colonies, Mr. Lennox-Boyd, came to Nairobi in November, 1957, and held talks on the constitutional position with the various groups and with Ministers. In the course of these talks, it became apparent that local agreement was not in sight. In view of this, the European and Asian Elected Ministers decided that the

interests of Kenya would best be served by leaving the Secretary of State free to take the initiative in regard to Constitutional changes and tendered their resignations to the Governor. The Secretary of State then came to the conclusion that the constitutional arrangements introduced in 1954 had become unworkable, and that Her Majesty's Government were free to take action as they thought fit.

In a statement made to the Elected and Corporate Members of Legislative Council in Nairobi on 8th November, 1957, the Secretary of State outlined the constitutional changes which he was going to propose to the British Government. The first of these changes was an increase in the number of African Elected Members of Legislative Council from 8 to 14. This change was introduced shortly afterwards by means of an amendment to local legislation. Elections for the six additional African seats were held in March, 1958. The other changes included the creation of Specially Elected Seats in Legislative Council and the setting up of the Council of State. These changes were introduced in the Kenya Constitution Order in Council, 1958, which was signed by Her Majesty on 3rd April, 1958. This Constitution was eventually replaced by a new one which came into force in 1961, following a general election held for the first time in Kenya on a common roll.

From February to April, 1962, Constituency and National Elected Members attended a Constitutional Conference at Lancaster House, London which agreed on certain major constitutional changes.

At the conclusion of the Conference, delegates agreed on the formation of a Coalition Government by the two main political parties; the Kenya African National Union and the Kenya African Democratic Union. The two party leaders were to be Ministers of State for Constitutional Affairs plus an extra portfolio each; Administration and Economic Planning.

## CHAPTER 3—ADMINISTRATION

### CONSTITUTIONAL CHANGES

At the second Constitutional Conference (the first was held in 1960) which took place at Lancaster House, London, in February, 1962, agreement was reached on the framework of a new Kenya Constitution based on the Kenya (Constitution) Orders in Council, 1958 to 1961.

The Conference was held under the chairmanship of the Secretary of State, and delegates consisted of five main groups—the Kenya African National Union Parliamentary Group, led by Mr. Kenyatta; the Kenya African Democratic Union Parliamentary Group, led by Mr. R. G. Ngala; the Kenya Coalition, led by Mr. M. Welwood; the Mwambao United Front led by Mr. O. Basaddiq; and the Kenya Cross-Benchers.

In addition the Conference created two special Representative Groups to discuss matters relating to the Masai Agreements of 1904 and 1911 and matters relating to the Northern Frontier District of Kenya.

With reference to the latter, the Secretary of State proposed the appointment of an independent Commission to investigate the matter and submit a report.

#### *Framework of the Kenya Constitution*

There should be an impartial and independent *judiciary*.

There should also be a *Bill of Rights* guaranteeing the proper protection of individuals and this should be enforceable in the Courts.

There would be two Houses—

*The Lower House*, elected by universal adult suffrage and based on single-member constituencies.

*The Upper House*, consisting of one member from each of the existing districts. The upper House would have special powers in respect of bills to amend the constitution.

A strong and effective Central Government, responsible to the Central Parliament, would be responsible for a wide range of activities including external affairs, defence, international trade and major economic development.

The Government would be selected by the Prime Minister who would normally be the person commanding a majority in the Lower House.

#### *Regional Assemblies*

Regional Assemblies would be established, to ensure the maximum possible decentralization of the powers of government. The Regional boundaries would be decided by an independent commission.

The regions will have administrative powers some of which will be exclusively reserved to the regions and entrenched in the Constitution. Other administrative powers would be delegated by agreement with the Central Government. In some matters the Regional Assemblies will have exclusive powers of enactment having the force of law. In other matters they would have either concurrent powers or powers of making by-laws.

The Central Government would be responsible for the Armed Forces and the ultimate sanction of law and order, but the day to day responsibility for law and order within each region would rest with the Regional Assembly.

Changes in the Constitution would require a majority of 75 per cent of each House, except that, with regard to particular changes which affect the entrenched rights of individuals, regions, tribal authorities or districts the majority in the Upper House would have to be 90 per cent.

### *National Government*

A National Government was to be formed to increase national confidence and unity, to continue good government in these crucial times, and to settle in discussion with Her Majesty's Government in the United Kingdom the details of a constitution based on the agreed framework.

Early in July, the Secretary of State for the Colonies, Mr. Reginald Maudling, visited Kenya in order to review with the Council of Ministers the progress made in settling details of the new Constitution.

Also in accordance with the decisions reached at the Constitutional Conference, two commissions were appointed to begin work in August, one to delimit boundaries of regions and of Nairobi, and the other to delimit constituencies for the Lower House of the Legislature.

On leaving Kenya, the Secretary of State announced that the next step in the constitutional development of Kenya would be the introduction of a new constitution and the holding of nation-wide elections. A further conference was to be held prior to independence to work out any remaining details.

Agreement was reached on the franchises for Central, Regional and Local Government elections which were to be held in 1963.

The Secretary of State also put forward the following proposals:—

### *Education*

It was proposed that secondary education was to become the responsibility of the regions, although educational standards and certain educational institutions were to remain under national control.

### *Health*

Public Health in general and such matters as the control of epidemics were to remain the overall responsibility of the Central Government. Other aspects of health, such as clinics, were to be the regions' responsibility.

### *Labour*

Registration and control of labour would be a Central Government responsibility. The basic rights of association in trade unions would be safeguarded in the constitution.

### *The Future*

As soon as possible after these details had been settled and the necessary instruments for an internal self-government constitution had been made, a general election would be held and that constitution would be introduced.

Following the Constitutional talks, a Coalition Government was formed by the two main Parliamentary Groups, KANU and KADU. The leaders of both parties were appointed Minister of State with responsibility for Constitutional Affairs (in liaison with the Governor's Office) and for Administration, and Minister of State for Constitutional Affairs and for Economic Planning.

### PROVINCIAL ADMINISTRATION

1962 may well be described as one of the most trying years the Provincial Administration has faced in Kenya. Seen against a background of the ever quickening pace of localization the tasks presented to the Administration by the second Lancaster House Conference in February seemed to verge on the impossible. Combined with the preparation of Kenya for an early transition to Independence, based on a completely new and untried Constitution, the first half of the year was fraught with all the many problems which remained the legacy of the floods and famine of the previous year.

The second Lancaster House Conference, the formation of a Coalition Government and the preoccupation with subsequent constitutional negotiations occupied, to a very large extent, the attention of both national and local politicians and, as far as political meetings were concerned, the Provincial Administration found itself cast in the unusual role of keeper of the peace between the two rival parties of KANU and KADU, rather than in its time-honoured position as the butt of their more irresponsible criticisms.

Once again, sad to relate but not unexpectedly, Kikuyu subversive activity came to the fore with the discovery of the activities of the Kenya Land Freedom Army in the Rift Valley Province. This in fact was a recrudescence of Mau Mau under another name, with the dual objects of gaining land and political power for the Kikuyu. A large scale offensive was mounted, as a result of which the majority of the leaders and the oath-takers were convicted and a few restricted. Preventive action was continuing at the end of the year.

The choosing of settlers for settlement schemes occupied the attention of the Provincial Administration in many districts and the inevitable, but unavoidable, delays in the preparation of land for prospective settlers meant not only frustration to all concerned but also an increase in subversive activity as the growing number of Kikuyu unemployed saw no immediate solution to their problems. In order to cater for these Kikuyu unemployed, therefore, the

Administration settled 1660 families on five-acre plots and "Jet" settlement schemes before the 1962 long rains; and was planning for further Interim Settlements for another two or three thousand families at the end of the year. In the former "Jet" schemes the settlers became the owners of their plots, whereas in the Interim Settlements they are given two acres on which to subsist for a year until they can be given permanent holdings in the normal Settlement Board schemes.

The year saw the first phase of the Limited Compensation Scheme introduced when 57 experienced expatriate District Officers retired, making way for the first large recruitment of local cadets from Makerere and from overseas universities. Although numerically the staff position was almost up to establishment in all cadres, the remaining expatriate field officers spent most of the year training the new recruits. This, of necessity, meant a considerable re-organization of the Provincial Administration which involved posting District Assistants to take charge of Divisions—a task formerly performed by District Officers—and reducing their office work to the barest minimum. A dual objective was thereby achieved, by training the more experienced District Assistants in the work of a Divisional District Officer and by relieving Headquarters staff from some of the tedium of routine paper work in order to have more time for training. Simultaneously with this training in the field, District Officers, and District Assistants who were of District Officer potential, were attending six-month courses in Advanced Public Administration at the Kenya Institute of Administration. These advanced courses have proved to be of inestimable value in turning out first-year cadets with the basic background knowledge which they could only otherwise have gained after several years' service in the field. Over 100 such officers passed through the Institute during the year.

In addition to their normal duties and to the tasks already mentioned, two further abnormal undertakings which fell to the lot of the Provincial Administration during 1962 were the Colony-wide Census and the Registration of Voters in connection with the forthcoming elections.

1962 was clearly a year during which the Provincial Administration worked under greater strain than at perhaps any time in its history. In 1963, during which flesh will have to be put upon the bare bones of the new Constitution and the country reorganized into a Central Government and seven Regional Authorities, including four sets of Elections, it is clear that the burden will be no lighter.

#### LOCALIZATION AND TRAINING

The policy of localization which was defined in the Annual Report for 1961 was pursued in the following year with increased vigour and growing effectiveness, as ministries and departments brought the schemes planned during 1961 into full operation.

*(a) Departmental Training Schemes*

The Training Schemes Subcommittee of the Advisory Council on Advisory Council on Localization and Training examined and approved forty departmental training schemes, for specialized cadres of personnel, namely for district assistants, surveyors, laboratory technicians, community development officers, co-operative officers, auditors, foresters, immigration officers, broadcasting technicians, labour officers, chartered surveyors, junior land assistants, local government finance officers, printing apprentices, proof readers, legal assistants, storemen, assistant photogrammetrists, draughtsmen, plan examiners, land surveyors, lithographers, laboratory technicians, technical officers (tsetse), meat inspectors, livestock officers, librarians, inspectors of weights and measures, executive officers (trade and supplies), airport receptionists, airport apron marshallers, inspectors of explosives, valuation officers, game wardens, assistant game wardens, fisheries officers, statistical assistants, mineral dressing assistants, accountants and accounting assistants, and road foremen. For a great part these schemes were revisions of pre-existing training schemes, adjusted to meet the intensive training requirements of localization, and referred to training arrangements within Kenya. The list given above is not exhaustive, and does not include in-service training arrangements often of a less formal kind, or for which a specific training programme is less vital than the need to enable the trainee to get the feel of a job under supervision; the training of administrative education officers, future diplomats, inspectors of schools, assistant secretaries in the central government, and many other important cadres has proceeded very carefully and effectively, without a formally defined departmental training scheme, as such.

*Extra-departmental*

*(b) Professional and Technical Training*

For specialized training which is not available within Kenya, there has been vastly increased use of overseas facilities, and in addition to the normal provision of higher educational courses at the colleges of the University of East Africa (which offer first degree courses in arts, science, medicine, veterinary science, agriculture, law, commerce, geology and engineering) and at appropriate universities overseas, for students not specifically committed to careers in the civil service, there have been a large number of courses given during 1962 to persons selected specifically for the civil service. These included training awards for courses in post-graduate medicine (14), post-graduate and specialized aspects of agriculture (7), agriculture at diploma level (36), post-graduate and specialized veterinary science (3), animal husbandry at diploma level (42), forestry at degree level (6), forestry at diploma level (15), engineering at institute membership level (17), town planning (1), surveying at degree level (1), statistics at degree level, law, in specialized fields (3), educational administration (2), leather technology (2), public administration (Overseas B courses

at Oxford, Cambridge and London Universities—18), lithography (4), health inspection and health visiting (20), mental nursing (9), midwifery (4), physiotherapy (2), hospital administration (1), librarianship (2), aircrash fire fighting (4), laboratory technology at AIMLT level (8), technical teacher training (7), stenographic teacher training (10), co-operative development (3), accounting (4), prison administration (10), probation training (3). The overseas courses listed are financed directly from the C.D. and W. allocation in support of the Localization and Training programme. In addition, the Agency for International Development of the United States Government provided training courses and study tours in agriculture (41), veterinary science and livestock husbandry (18), community development (6), and local government practice, as well as organizing a scheme for two-year middle-grade training courses for sixty selected candidates for public service careers in secretarial practice, office management and routine, mechanical and radio engineering, building construction and related fields, at junior colleges in the states of New York and California.

During 1962 also there were very satisfactory developments in relation to the provision of essential training facilities overseas by the agencies of the United Nations Organization and by Commonwealth governments within the Special Commonwealth African Assistance Programme. The World Health Organization provided post graduate medical training fellowships for five doctors; the Food and Agricultural Organization provided fellowships in forest conservation, veterinary science, and research training, and post-graduate agriculture; the International Labour Office provided fellowships in training for labour administration and co-operative development; the United Nations Educational, Scientific and Cultural Organization provided special support in technical education. The Governments of Canada, Australia, New Zealand and India gave very practical support in the form of training fellowships in the fields of technical education, hospital administration, physiotherapy, engineering, agriculture, public health, dairying, and co-operative development. The superb response of the UN agencies and of the Governments of the United States, of the Commonwealth countries mentioned, and of the State of Israel to Kenya's requests for help in relation to the training of its civil service has been an outstanding feature of the programme; offers of training help also from the Western German Republic, Japan, the Netherlands, Denmark, Sweden, and France, for specialized fields, have been received and taken up with appreciation.

### *(c) Administrative and Executive Training*

(i) Phase I of the building programme at the Kenya Institute of Administration, consisting of a tuition block, three boarding blocks to house 160 trainees, quarters for married trainees, a kitchen, dining-room and lounge, telephone exchange, and a block of four staff flats, was completed and brought into use during the year. This made possible the full development of the courses initially planned for the

Institute, in its five departments of public administration, executive training, local government, co-operation and community development. By December there were in residence 49 students of public administration on six-month courses, 126 students of executive training in accounts, office management and establishment duties (both elementary and advanced), 45 students of local government administration (both financial and administrative), 40 students of co-operative development, and 28 community development trainees. Advanced courses for executive grade officers were introduced successfully during 1962, and arrangements were made for the introduction of advanced administrative courses to start early in 1963, when numbers were expected to rise to 320. Arrangements for the second building phase, to include a further dormitory block and lounge, additional kitchen, laundry and dining-room accommodation, a library, office and additional tuition accommodation were put in hand during the latter part of the year, and arrangements were made for the strengthening of the staff by bringing in experts offered by the Agency of International Development. The staff of the Institute consisted of a Principal, a vice-Principal (director of studies), 12 lecturers, a bursar and supporting secretarial and executive staff.

(ii) *Training for External Affairs Branch.*—Steps were taken early in 1962 to prepare personnel for a future Kenya Foreign Service. Recruits were taken on gradually: while the aim during the first year was ten, six candidates had been selected by the end of 1962, and of these one was studying international law in New York on a scholarship, two were attached to the British Embassies in Oslo and Stockholm, two had just returned from a Carnegie Foundation Course on Diplomacy held at Makerere College, Uganda, and one was attached to the New Zealand delegation at United Nations headquarters.

(iii) *Visit of the Hon. Edwin Samuel, C.M.G.*—Through the courtesy of the Government of Israel a visit was paid to Kenya during June and July by the hon. Edwin Samuel, C.M.G. (now Lord Samuel) whose extensive experience of the development of training arrangements for public administration in Israel enabled him to bring a most helpfully critical eye to bear on the developments taking place in Kenya. His comments, verbal and written, were well taken and used to very considerable advantage.

(d) *Secretarial and Clerical Training*

(i) *Shorthand and typing.*—Courses in Pitman's shorthand and typing specifically for civil servant candidates were developed satisfactorily at the Kenya Polytechnic (which took a beginners' class through a nine-month course) and at the Staff Training Division of the Ministry of Works and Communications (which took in a class of improvers for an eight-month course and had a spectacular result in the External Pitman's examination at the end of the year). The product of these two courses, one of which was shared with the

East African Common Services Organization was thirty potential secretary/stenographers; this was a small step towards producing the three hundred who will be needed, but it was a satisfactory start, pending the availability of the specially trained cadre of instructors taking courses at Pitman's College in London.

(ii) *Training of Instructors for Shorthand/Typing.*—Four more instructors went to London to join the Pitman's College course for instructors, bringing to ten the total number of places taken up there; at the end of 1962 the first four instructors completing courses had returned, to take up posts at the Kenya Polytechnic and at the Coast Girls High School at Mombasa.

(iii) *I.L.O. Support for Secretarial Training.*—The International Labour Organization, acting on behalf of the United Nations Technical Assistance Board, very helpfully initiated arrangements for the supply of two expert-instructors to appraise and advise the Kenya Government on the optimum use of training staff and facilities in the fields of secretarial and clerical (book-keeping) training; the arrival of these experts was expected early in 1963.

(iv) *Training Courses for Clerical Staff.*—Courses arranged at the Kenya Polytechnic for clerical officers preparing for the Government Higher Clerical Examination proved unsuccessful, owing largely to the low educational standard of the candidates coming forward. It was decided that courses of this kind should be discontinued for the time being, and that instead there should be residential clerical courses, at a more basic level, offered at the Maseno Training Centre, in addition to the courses already provided there for courts clerks and local government (locational council) staff.

(e) *Institutional Development*

(i) The senior wing of the Kagumo Training College for teachers was completed, to accommodate 20 trainees at a time for educational administration courses lasting for two periods of three months instruction, with an intervening period of field work. Three highly successful courses were initiated during the year, with a satisfactory effect on the localization of the cadre of district education officers. The wing remains available for refresher work for senior teachers and educational staff.

(ii) *Egerton Agricultural College.*—Through a grant of £19,000 the Board of Governors of Egerton Agricultural College was enabled to provide additional dormitory, laboratory, tuition and staff accommodation, and thereby to increase by 30 the number of students accommodated annually, and by three the number of resident lecturers. This made possible the provision of a two-year diploma course in forestry, starting in September, 1962, and an increased intake of trainees from the Agricultural and Veterinary departments of the Ministry of Agriculture and Animal Husbandry, for two-year

diploma courses for candidates selected departmentally for posts of assistant agricultural officers and livestock officers.

(iii) *Staff Training Division, Ministry of Works and Communications.*—A hostel to accommodate 80 students was built at the Staff Training Division of the Ministry of Works and Communications in Nairobi, to facilitate and increase the provision of residential courses for candidates selected for middle grade posts in that Ministry, who take training courses both within the Division and at the Kenya Polytechnic, in draughtsmanship, surveying, road maintenance, constructional techniques, and related civil, electrical, hydraulic and mechanical engineering techniques.

(f) *Special Recruitment Arrangements*

(i) The Civil Service Commission continued to select candidates for trainee and substantive posts, with special reference to the localization policy already defined by Establishments Circular No. 15 of 1961. The task of examining the vastly increased numbers of applications for employment has been monumental, and it has been carried through expediently and effectively, and with remarkably little adverse comment on the selections made.

(ii) Special arrangements have been made, through the Kenya Students' Adviser in London, and through the Adviser for East African Students in Washington, to bring to notice the employment opportunities offered in the Kenya Civil Service. In May-June of 1962, thanks to help from the Agency for International Development of the U.S. Government, a team of eight officers (including one from the East African Common Services Organization, and one member and the secretary of the Civil Service Commission) made a five-week tour in the United States and Canada to interview and advise candidates studying there who had shown interest in civil service careers. Over two hundred students were seen, and by the end of the year twenty had returned to civil service posts in Kenya, receiving passages at Government expense on the understanding that they would do so. That operation promises to bear increasing fruit in the future, and the number of candidates graduating in 1963, who had already been seen and advised in relation to their career preferences, was over sixty.

(iii) The register of candidates for civil service employment has been used advantageously, and there are few school leavers or others at School Certificate and higher levels of education who have difficulty in finding out either what the opportunities in the service are, or how and where to make applications or inquiries. The supply of information concerning career opportunities in the public service was considerably improved during the year by the publication of a "Handbook of Careers in the Civil Service of Kenya", published by the Government Printer Nairobi, for the Service and Training Branch of the Ministry of Constitutional Affairs and Administration and

issued widely through secondary schools, information offices and government departments.

(h) *Financial Provision*

A.C.D. and W. grant of £70,000 was made available in support of the localization and training programme of the Kenya Government in 1962/63, to which was to be added grants for buildings from the U.S. Agency for International Development, of the order of £50,000, and support from the general loan programme of the Kenya Government, making up a total of possible expenditure shown in printed estimates of £788,000, to be used as is implied by the following sub-heads of expenditure—

	£
A. Professional and Technical Scholarships ..	100,000
B. Departmental Training Schemes .. ..	365,689
C. Training arrangements for administrative, executive and secretarial grades .. ..	123,300
D. Supernumerary posts for reliefs and trainees	151,310
E. Buildings .. .. .	66,778
F. Expenses of overseas recruitment (token) ..	1
	<hr/>
	807,078
Less appropriations (messing and other fees)	19,078
	<hr/>
	£788,000

The provision for supernumerary posts in respect of reliefs and trainees was designed to provide for the cost of taking on reliefs into posts pending the departure of expatriate officers leaving on premature retirement with compensation; delays in the provision of funds either for a general retirement scheme (on the achievement of internal self-government), or for rapid extension of the limited scheme in advance of the achievement of internal self government, had the effect of producing under-expenditure against Subhead D.

(i) *Operation of the Limited Compensation Scheme*

The scheme introduced in 1961 for the optional retirement by expatriate officers for whom trained replacements became available in advance of internal self-government was put into effect, but its effectiveness was restricted by the amounts of money available to meet compensation commitments. By the end of 1962 the option to retire under the scheme had been exercised by 400 officers; it became evident towards the end of 1962 that the output from training schemes was running ahead of the vacation of posts by expatriates, and there was a resulting build-up of frustration among those emerging from training, who had still to be held as supernumeraries, or to return to their previous duties. This had an undesirable effect on morals, and while it was an indication that accelerated training arrangements were well in hand, it presented a situation which this Government, had it been able to meet the financial implications internally, would have wished to avoid.

## LOCAL AUTHORITIES

*Municipalities*

At the end of 1962 there were six municipal councils established in Kenya under the provisions of the Municipalities Ordinance; no new municipalities were created during the year. The City of Nairobi and the Municipalities of Eldoret, Kisumu, Mombasa and Nakuru were administered by municipal councils and Kitale by a Municipal Board.

The constitutions of the Eldoret and Kisumu Municipalities were amended to provide for the inclusion of six and four aldermen respectively.

The Mombasa Municipal Council and the Nairobi City Council elected their first African Mayors.

Three Africans were elected for the first time in 1962 on the Municipal Council of Eldoret and on the Municipal Board of Kitale.

Asian and African members were on all councils and the Kitale Municipal Board; the Mombasa Municipal Council includes Arab members. Councillors were also nominated to represent the interests of the Government and the East African Railways and Harbours Administration, in view of the high "rate" contributions made by these two organizations. Liaison councillors are also sometimes appointed from adjacent county councils. Electoral franchise is based on ownership or occupation of property, on residence and receipt of income over a specified minimum.

Revenues are derived from rates imposed on unimproved site values and from charges raised for the provision of services, including water, housing and conservancy. Rates vary from municipality to municipality according to the local needs, the highest rate at 4½ per cent being levied in Eldoret, Kisumu and Nakuru, and the lowest at 2 per cent in Nairobi. The Government makes a general grant assessed by the application of a graduated scale to the authorities' rate income and makes grants in aid of expenditure on main roads, public health, chief officers' salaries and emoluments and social welfare services. These grants totalled approximately £390,000 in 1962. Contributions in lieu of rates are paid in respect of Crown Land and these amounted to some £300,000 in 1962. The municipal authorities raised their loans mainly from the Local Government Loans Authority, a statutory body set up in 1953 for the purpose of lending to local authorities.

*County Councils*

During 1962 the number of councils consisted of seven county councils with 27 "second tier" district councils, empowered to carry out their functions under the Local Government County

Councils Ordinance, 1952. A feature of legislation was the continued increase in the number of by-laws which were passed by councils.

The main problems facing county councils over the year has been the expansion of settlement schemes in their areas of jurisdiction. Most councils could not agree to these schemes on the common boundary with an African District Council being transferred to the area of jurisdiction of that African District Council, as it was felt that in time the loss of large areas of rateable property would reduce the council's income from rates to the point where the county council would no longer be a viable unit. Several schemes were however transferred from Nyanza County Council to the jurisdiction of the Kipsigis African District Council, and from Aberdare County Council to the jurisdiction of the Nyeri African District Council at the end of the year.

A number of councils were considering amalgamation with neighbouring African District Councils as a means of continuing an efficient form of local government which would be better suited to the conditions likely to prevail in an independent Kenya.

#### *African District Councils*

During the year the number of African District Councils was increased to 33 as a result of the division of the African District Council of South Nyanza into two Councils from the beginning of the year following the establishment of a new district. The councils are all bodies corporate with powers similar to and in some respects wider than those of other local authorities in Kenya.

The revenues of the councils are derived largely from flat poll rates levied on Africans residing or owning property in the area of jurisdiction of the council; from cesses on agricultural services, and from fees for licences taken out by persons engaged in certain trades and occupations.

Government grants for the year amounted on an average to about 45 per cent of council revenues. These included a graduated rate grant, grants for public health, education and community development, and a grant towards the cost of approved chief officers' salaries. The Road Authority paid grants towards the maintenance and improvement of roads. During 1962 it was not possible to remove the ceiling placed on some grants in 1959, due to the continued financial stringency.

The estimated total of General Fund Revenue Expenditure for all councils in 1962 was £5,450,748 which was reduced on revision to £5,087,120. The councils continue to vary greatly in size and wealth with the largest council having an estimated expenditure total of £447,543. Seventeen of the councils had an annual expenditure of over £100,000, eight spent between £10,000 and £100,000, four spent between £5,000 and £10,000, while the remainder spent less than £5,000.

The system of approval of the estimates by the Minister for Local Government after examination by a specially appointed Standing Committee continued.

Many councils found it increasingly difficult to collect their rates during the year, because of a combination of factors including flood and famine early in the year, growing unemployment and a general reluctance to pay which was caused by a mistaken belief that taxes would disappear with independence and a lack of appreciation by ratepayers of the services provided by the councils. The African District Council of Central Nyanza experienced a strike of employees lasting for over two weeks in October which was called when the Council was forced to give notice of discharge to some of its staff as an economy measure. This Council and others also found it very difficult to keep up their one-third contributions to the budget of the District Education Boards which provide primary education facilities, the cost of which is rising all the time because of the demand throughout Kenya for more and more schools.

During the year 13 more African Chairmen of councils were installed, bringing the total to 19 and leaving only 14 councils still presided over by District Commissioners.

#### *African Locational Councils*

Locational Councils which are the second tier authorities in the more advanced districts, continued to operate satisfactorily, and the process of combining the smaller of them into larger councils serving more than one location was continued during the year, particularly in Central and Nyanza Provinces.

#### *Local Authority Undertakings*

Loans totalling £603,915 were made during 1962 from the Local Government Loans Fund administered by the Local Government Loans Authority. The distribution of this total between services was as follows:—

	£
Sewerage and drainage schemes .. ..	120,500
Water supply schemes .. ..	4,165
Health Services .. ..	8,000
Road Works .. ..	18,285
Office and Depots .. ..	36,000
African Welfare .. ..	14,435
Other schemes .. ..	2,530
	<hr/>
	203,915
	<hr/>
Loans issued to Nairobi City Council ..	400,000
	<hr/>
Total loans issued during 1962 .. ..	£603,915

The loan issued to the Nairobi City Council was made to supplement the Council's own borrowing programme and was used to replace temporary loans raised for water and sewerage schemes. The major items included in the foregoing list of issues to local authorities other than the Nairobi City Council are as follows:—

	£
Kericho Urban District Council Sewerage Scheme .. .. .	28,000
Eldoret Municipal Council Sewerage Scheme	40,000
Kisumu Municipal Council .. .. .	40,000
African District Council of Central Nyanza —New Council Offices .. .. .	30,000
	<hr/>
	£138,000
	<hr/>

The total issues in 1962 to local authorities other than the Nairobi City Council were less than 25 per cent of the amount issued in 1961. This is due to the fact that the amount of money made available to the Local Government Loans Authority had to be restricted in view of the general scarcity of capital funds which resulted in the slowing down of local authority schemes for development.

#### *Local Authority Staff Training*

In April courses were started at the Kenya Institute of Administration for members of the staff of all types of local authorities in Kenya. A new department was established at the Institute and four officers were selected and posted as lecturers, to run courses as part of the programme of the Training Branch of the Ministry of State for Constitutional Affairs and Administration. Forty-six students, seven of whom came from Tanganyika, were enrolled for the financial and administrative courses, each lasting one year, and leading to the Accounts Clerks (Kenya) Examination of the Institute of Municipal Treasurers and Accountants, and the Local Government Officers (East Africa) Preliminary Certificate Examination of the Corporation of Secretaries. These courses provide for the training needs of staff at the middle level, and of the Kenya students, five came from municipalities, and 34 from African District Councils.

During the year plans were made to start courses at a higher level leading to the Intermediate Examinations of the two professional bodies and the response of the councils has been most encouraging. These courses are expected to begin in April and May, 1963, at the same time as the courses which have already been established, although their duration is being reduced to six months by concentrating the syllabus more on Kenya practice and law.

All these courses have been made possible by the generous assistance of the United States Agency for International Development which provides an annual bursary of £230 to each Kenya student, the remaining costs being covered by contributions from the local authority and the Kenya Government.

During 1962 short courses were also held at the Maseno Training Centre mainly for the staff of African locational councils and the smaller African district councils, the costs being met mainly by the Government with the local authority paying for board and lodging. It is intended to increase the use of this Training Centre to train local authority staff by providing clerical and book-keeping courses and arrangements were made for this by the end of the year.

### SURVEYS

The Survey of Kenya was heavily involved in the Agricultural Settlement Schemes initiated by the Ministry of Settlement.

During the year, the schemes gained increasing momentum and it quickly became obvious that air survey provided the only means of supplying the base maps to the Agricultural Planners in quantity. The programme for the schemes changed continuously, and it was fortunate that the Department was able to undertake its own photography and therefore provide photography at comparatively short notice.

By the end of the year some 150,000 acres of base mapping had been provided for these schemes and a start was made on the title surveys.

Land Consolidation surveys continued unabated, although the majority of the work in Central Province was devoted to the provision of accurate maps for registration purposes rather than to base mapping as in previous years. By the end of the year some 2,000,000 acres of base mapping had been provided for Land Consolidation and 242,468 acres of final Registry maps had been completed, comprising some 48,950 parcels.

There were considerably fewer private subdivisions undertaken than in previous years, and this was reflected in a decline on the activities of private licensed surveyors. Far fewer cadastral surveys were submitted although those submitted by Government surveyors continued at roughly the same rate.

All the field work for the conversion of the 99-year Crown leases to 999-year leases or freehold for owners who had requested such a conversion, was completed during the year.

The Survey of Kenya undertook its own aerial photography programme for the first time. The Wild RC8 aerial survey camera was mounted in the Directorate of Civil Aviation Heron aircraft and the

venture proved most successful. Some 1,700 square miles of large scale photography of many townships and Ministry of Works roads and irrigation projects.

Good progress was maintained on general mapping. The Directorate of Overseas Surveys maintained a field party providing control for the Garba Tula block of mapping. At the Kenya Government's request, the party was switched later in the year to providing contours for the sheets requested by the United Nations for the Tana River pre-investment survey. The Directorate also supplied some 34 new 1 : 50,000 sheets.

The War Office reprinted all the 1 : 50,000 sheets which still had the East Africa grid, with the Universal Transverse Mercator grid. This reprint programme amounted to some 144 1 : 50,000 sheets. The War Office also made good progress with the production of the 1 : 250,000 series.

Stocks of the 1st Edition of the Kenya Atlas were exhausted, and work was expedited on the production of the 2nd Edition, aiming at a production date of April, 1963.

Many calls were made on Survey of Kenya staff by the Regional and Constituency Boundaries Commissions, and one member of the staff was seconded to work with the Commissions in London.

Training continued to be a major departmental activity during the year. Five more cadets were sent to the Royal College to take the R.I.C.S. course, bringing the total at the College to seven. One cadet with a Makerere degree was sent to the School of Military Survey at Newbury in England, to take the Colonial Office Survey Course. The Department's training school was fully occupied during the year and the Department is now reaping full benefit from the efforts put into training in the past.

## PART III

### CHAPTER 4—WEIGHTS AND MEASURES

The primary standards in Kenya are the kilogram, pound, metre and yard. The various weights and measures which are derived from the yard are however in general use for trade and official purposes.

For all practical purposes the Colony's weights and measures legislation may, with four exceptions, be considered identical with the United Kingdom Weights and Measures Acts. The exceptions are as follows:—

- (a) In Kenya, weighing and measuring apparatus must bear a current stamp of verification before it is sold;

- (b) weighing and measuring apparatus may be repaired or overhauled only by licensed repairers;
- (c) all weighing instruments of a non-trade pattern must be marked "Not for trade use" at the time of manufacture; and
- (d) bulk flowmeters must be examined, verified and stamped.

The Weights and Measures (Sale by Weight and Measure) resemble United Kingdom legislation, and require most human food to be sold by net weight or measure. Further requirements also cause most human foods to bear a statement of net weight or measure on the wrapper or container in which such foodstuffs are pre-packed in readiness for sale. A number of foodstuffs may only be pre-packed in certain specified net quantities. These foodstuffs must bear a statement of net weight on their containers. These requirements extend to varnish, distemper and other allied products, and sewing, knitting and embroidery cottons; such packs as balls of yarn must bear a statement of their net weight or measure.

The following are the functions of the Department of Weights and Measures:—

- (a) The maintenance of the Primary Standards and the subsidiary Secondary Reference Standards of weight and measure;
- (b) the verification and stamping of all trade patterns of weighing and measuring apparatus before they are returned to a trade use after repairs have been effected;
- (c) the inspection of weighing and measuring apparatus which is in use for trade to ensure that it bears a stamp of verification, that it is just, and that it is being used in non-fraudulent manner;
- (d) the check weighing of goods made up in pre-packed quantities which are in traders' possession for sale, and also of goods which are sold by reference to weight or measure and which are in the course of delivery to a purchaser;
- (e) the examination and subsequent licensing of persons who intend to engage in the repair or overhaul of weighing and measuring apparatus;
- (f) the examination of new patterns of weighing and measuring apparatus, which have not been submitted to the Board of Trade, with a view to recommending to the Minister their suitability, or otherwise, for approval for trade use; and
- (g) the collection of fees which are prescribed for certain of the services mentioned above.

The Department opened 369 stamping stations, an increase of 50 over the figure for 1961. 160,498 items of assize apparatus were submitted for verification. The Department collected revenue amounting to £17,983, an increase of 797 on the previous highest figure, obtained in 1961.

### ASSIZING

The following table (with figures for 1961 in parenthesis) analyses the apparatus which was submitted for verification:—

Description	Number Assized	Number Stamped	Number Adjusted	Number Rejected
Weights .. .. .	134,998 (134,235)	108,692 (109,419)	22,098 (25,265)	26,306 (24,816)
Measures of Capacity ..	3,348 (3,537)	3,328 (3,509)	8 (38)	20 (28)
Weighing Instruments ..	19,285 (18,695)	17,072 (17,165)	— —	2,213 (1,494)
Liquid Measuring Instruments .. .. .	1,668 (1,406)	1,431 (1,234)	— —	237 (172)
Measures of Length ..	1,199 (1,161)	1,195 (1,150)	— —	4 (11)
TOTALS .. .. .	160,498 (158,998)	131,718 (132,477)	22,106 (25,303)	28,780 (26,521)

### REVENUE

	1962 £	1961 £
(a) By way of fees, payments, etc., under the provisions of Weights and Measures Ordinance .. .. .	17,933	17,136
(b) By way of fines imposed .. .. .	342	738
Total .. .. .	£18,275	£17,874

### Free Services to Kenya Government Departments

(c) Monetary value of services rendered .. .. .	1,029	1,102
GRAND TOTAL .. .. .	£19,304	£18,976

## CHAPTER 5—READING LIST

## SOCIAL AND ADMINISTRATIVE

- BROWN, G. ST. J. ORDE, *The African Labourer*. Oxford University Press, 1937.
- DILLEY, MARJORIE RUTH, *British Policy in Kenya Colony*, New York, Nelson, 1937.
- HALLEY, LORD, *An African Survey*, revised 1956. *A study of problems arising in Africa South of the Sahara*. Oxford University Press, 1957.
- A. ST. J. J. HANNIGAN, *What is Local Government. A study of Local Government in Kenya and England*. E.A. Literature Bureau, 1958.
- HUXLEY, ELSPETH, *The Flame Trees of Thika*. Chatto and Windus, 1959.
- HUXLEY, ELSPETH, and PERHAM, MARGERY, *Race and Politics in Kenya. A correspondence*. Faber, 1944.
- LUGARD, LORD, *The Dual Mandate in British Tropical Africa*. Blackwood, 1929.
- PARKER, DR. MARY (Editor), *How Kenya is Governed*. East African Literature Bureau, revised edition, 1958.

## NATURAL SCIENCE

(Including Anthropology and Ethnology)

- CAGNOLO, C., *The Akikuyu; Their Customs, Traditions and Folk Lore*. Nyeri, Mission Printing School, 1933.
- CAROTHERS, J. C., *The African Mind in Health and Disease*. W.H.O., Geneva, 1953.
- COLE, SONIA, *Early Man in East Africa*. Macmillan/E.A. Literature Bureau, 1958.
- COLE, SONIA, *The Prehistory of East Africa*, Penguin Books, 1954.
- GREGORY, J. W., *The Rift Valley and Geology of East Africa*. Seeley Service, 1921.
- HOBLEY, C. W., *Ethnology of the A-Kamba and other East African Tribes*, Oxford University Press, 1909.
- HOLLIS, A. C., *The Masai; Their Language and Folk Lore*. Oxford University Press, 1909.
- HUNTINGFORD, G. W. B., *The Nandi of Kenya, Tribal Control in a Pastoral Society*. Routledge, 1953.
- HUNTINGFORD, G. W. B., *Nandi Work and Culture*. H.M.S.O., 1950.

- HUNTINGFORD, G. W. B., and BELL, C. R. V., *East African Background*. Longmans Green and Co., 1950.
- LAMBERT, H. E., *The Systems of Land Tenure in the Kikuyu Land Unit*. University of Cape Town, 1950.
- LAMBERT, H. E., *Kikuyu Social and Political Institutions*. Oxford University Press, 1956.
- LEAKEY, DR. L. S. B., *The Stone Age Cultures of Kenya Colony*. Cambridge University Press, 1931.
- LEAKEY, DR. L. S. B., *The Stone Age Races of Kenya*. Oxford University Press, 1935.
- LEAKEY, DR. L. S. B., *Mau Mau and the Kikuyu*. Methuen, 1952.
- MIDDLETON, J., *The Kikuyu and the Kamba of Kenya*. International African Institute, 1953.
- OMINDE, S. H., *The Luo Girl*. Macmillan and the East African Literature Bureau, 1952.
- PENWILL, D., *Kamba Customary Law*. Macmillan and the East African Literature Bureau, 1952.
- PERISTIANY, J. G., *The Social Institutions of the Kipsigis*. Routledge, 1939.
- SNELL, G. S., *Nandi Customary Law*. Macmillan and the East African Literature Bureau, 1954.
- WALMSLEY, R. W., *Nairobi, The Geography of a New City*. East African Literature Bureau, 1957.
- WORTHINGTON, E. B., *Science in Africa; A Review of Scientific Research relating to Tropical and Southern Africa*. Oxford University Press, 1938.

#### MISSIONS

- KRAPF, J. LEWIS, *Travels, Researches and Missionary Labours during Eighteen Years' Residence in Eastern Africa*. Kegan Paul, 1860.
- OLIVER, ROLAND, *The Missionary Factor in East Africa*. Longmans Green, 1952.
- RICHARDS, E. M., *Fifty Years in Nyanza; The History of the C.M.S. and Anglican Church, 1906-1956*. E.S.A. Bookshop, 1956.

#### HISTORY

- Early Travellers in East Africa Series, abridged editions of East African Travel Classics*. Krapf, New, Thomson, Gregory, Speke, Baker, Burton, Count Teleki, East African Literature Bureau, 1950-60.

*History of the Great War (Official): Military Operations, East Africa*, Vol. I, August 1914 to September 1916. Compiled by Lt.-Col. Charles Horden, H.M. Stationery Office, 1944.

ASKWITH, T. G., *The Story of Kenya's Progress*. East African Literature Bureau, revised edition, 1958.

COUPLAND, R., *East Africa and its Invaders*. Oxford University Press, 1956.

COUPLAND, R., *The Exploitation of East Africa, 1856-1890*. Faber and Faber Ltd.

CRANWORTH, LORD, *Kenya Chronicles*. Macmillan, 1939.

ELIOT, SIR CHARLES, *The East African Protectorate*. Arnold, 1905.

GRAY, SIR JOHN, *The British in Mombasa, 1824-26* (Vol. I, Transactions of Kenya History Society). Macmillan and the East African Literature Bureau, 1957.

GOLDSMITH, F. H., *Ainsworth, Pioneer Administrator*. Macmillan and the East African Literature Bureau, 1955.

HILL, M. F., *Permanent Way*. East African Railways and Harbours, 1950.

HOBLEY, C. W., *Kenya, from Chartered Company to Crown Colony*. Witherby, 1929.

HOLLINGSWORTH, L. W., *The Asians of East Africa*. Macmillan and the East African Literature Bureau.

HUXLEY, ELSPETH, *White Man's Country: Lord Delamere and the Makings of Kenya*, 2 vols., Macmillan 1935, reprinted 1953.

HUXLEY, ELSPETH, *No Easy Way*, a History of the Kenya Farmers' Association and Unga Ltd. (Printed by *East African Standard*, 1958.)

JACKSON, SIR FREDERICK, *Early Days in East Africa*. Arnold, 1930.

LIPSCOMBE, J. F., *We Built a Country*. Faber and Faber, 1956.

MARSH, Z. A., and KINGSNORTH, G., *Introduction to the History of East Africa*. Cambridge University Press, 1956.

MOYSE-BARTLETT, LT.-COL. H., *History of the King's African Rifles*. Gale and Poulton, 1956.

PERHAM, MARGERY, *Lugard Vol. I; The Years of Adventure, 1858-1899*. Collins, 1956.

- LUGARD, LORD, *Diaries* v. 1, 2, 3, *East Africa*, 1889-1892 (Perham edition). Faber and Faber, 1959.
- PRINGLE, P., *The Story of a Railway*. Evans Brothers and East African Literature Bureau, 1954.
- SOLLY, G., *Kenya History in Outline*. East African Literature Bureau, 1953.
- STIGAND, C. H., *The Land of Zinj; being an account of British East Africa, its ancient history and present inhabitants*. Constable, 1913.
- THOMSON, JOSEPH, *Through Masailand . . . being the narrative of the Royal Geographical Society's Expedition to Mount Kenya and Lake Victoria*, 1883-1884. Sampson Low, 1885.
- VERE-HODGE, E., *The Imperial British East Africa Company*. Macmillan and the East African Literature Bureau, 1959.
- WILD, J., *The Story of the Uganda Agreement of 1900* (includes Kenya material). Macmillan and the East African Literature Bureau, 1950.
- WILD, J., *The Story of the Uganda Mutiny*. Macmillan and the East African Literature Bureau, 1954.

#### GOVERNMENT PUBLICATIONS

Obtainable from Her Majesty's Stationery Office at the address shown on the inside back cover or through any bookseller. Prices in brackets include postage.

*African Education; A Study of Educational Policy and Practice in British Tropical Africa.*

*Report of the Commissioner on Closer Union of the Dependencies in East and Central Africa.* Cmd. 3234, 1929. 6s. (6s. 5d.).

*Report of the Joint Select Committee on Closer Union in East Africa.* 3 Vols. H.C. 156, 1931. Vol. I, 1s. 6d. (1s. 8d.); Vol. II, 30s. (30s. 9d.); Vol. III, 4s. 6d. (4s. 11d.)

*Statement of the Conclusions of H.M. Government in the United Kingdom as Regards Closer Union in East Africa* Cmd. 3574, 1930. 4d. (5d.).

*Interterritorial Organization in East Africa. Revised Proposals.* Colonial No. 210, 1947. 3d. (4d.).

*Annual Report on the East Africa High Commission for its Inaugural Year, 1948.* Colonial No. 245, 1949. 9d. (11d.).

- Annual Report on the East Africa High Commission, 1953.* Colonial No. 305, 1954 (3s. 6d.).
- Report by the Commission Appointed by the Secretary of State for the Colonies on Higher Education in East Africa.* Colonial No. 143, 1937. Out of print.
- Labour Conditions in East Africa.* Colonial No. 193, 1946. 2s. (2s. 2d.).
- African Labour Efficiency Survey.* By DR. CH. NORTHCOTT. Colonial Research Publication No. 3, 1949. 2s. (2s. 2d.).
- Memorandum on Native Policy in East Africa.* Cmd. 3573, 1930. 3d. (4d.).
- Report of the Commission on the Civil Services of Kenya, Tanganyika, Uganda and Zanzibar.* Colonial No. 223, 1948. 4s. (4s. 4d.).
- Customs Tariffs of the Colonial Empire, Vol. I, East Africa.* Colonial No. 239, 1948. 6s. (6s. 4d.).
- East Africa Rice Mission Report, 1948.* Colonial No. 246, 1949. 6s. (6s. 5d.).
- Grain Storage in East and Central Africa.* By T. A. OXLEY. Colonial Research Publication No. 5, 1950. 3s. (3s. 3d.).
- Memorandum on Colonial Mining Policy.* Colonial No. 206, 1946. 2d. (3d.).
- Report on Water Resources of the Bechuanaland Protectorate, Northern Rhodesia, the Nyasaland Protectorate, Tanganyika Territory, Kenya and the Uganda Protectorate.* By PROFESSOR FRANK DEBENHAM. Colonial Research Publication No. 2, 1948. 10s. 6d. (11s.).
- Trypanosomiasis in Eastern Africa, 1947.* By PROFESSOR P. A. BUXTON, 1948. 3s. (3s. 2d.).
- Report of the Financial Commissioner (Lord Moyne) on Certain Questions in Kenya.* Cmd. 4093, 1932. 2s. (2s. 2d.).
- Report of the Commission Appointed to Inquire Into and Report on the Financial Position and System of Taxation of Kenya.* Colonial No. 116, 1936. Out of print.
- Report of the Kenya Land Commission.* Cmd. 4556, 1934. 11s. (11s. 9d.); *Evidence and Memoranda*, 3 Vols. Colonial No. 91, 1934. Each Vol. 40s. (40s. 9d.); *Summary of Conclusions Reached by His Majesty's Government.* Cmd. 4580, 1934. 2d. (3d.).
- Report of the Commission on the Civil Services of the East African Territories and the East Africa High Commission, 1953-54.* (The Lidbury Report.)
- Nairobi. Master Plan for a Colonial Capital.* 1928. 21s. (21s. 9d.).

The following publications are obtainable from the Crown Agents for Oversea Governments and Administrations or the Government Printer, Nairobi.

## FINANCE

*Economy of East Africa, The: A Study of Trends.* Prepared by the Economist Intelligence Unit. East African Railways and Harbours Administration, Nairobi, 1955. 17s. 6d.

*Income Tax Laws.*

*Report of the Committee on the Position and System of Taxation in Kenya, 1936.* (Pim Report.)

*Report of Fiscal Summary of Kenya, Uganda and Tanganyika, 1946.* (Woods Report.)

*Report of the Taxation Inquiry Committee, Kenya, 1947.* (Plewman Report.)

*Report of the East African Revenue Advisory Board on the East African Income Tax (Management) Act, 1952 of 1953.*

*Report of the Income Tax Committee, Kenya, 1954.* (Gill Report.)

*Sessional Paper No. 6 of 1955: Report of the Income Tax Committee, Kenya.*

*A Summary of the Events Leading up to the Introduction of the Exchequer System in 1953.*

*Appropriation Accounts for 1957-58. Report of the Auditor and Controller-General, 1958.*

*1957-58 Colony Estimates of Revenue and Expenditure.*

*1957 African District Council Approved Estimates of Revenue and Expenditure.*

*Epitome of Reports of the Public Accounts Committee, 1947-54.*

*Exchequer and Audit Ordinance, 1955.*

*Report of the East African Commission of Inquiry on Income Tax 1956-57.* (Coates Report.)

## LABOUR

*Report of the Committee on African Wages, 1954.* (Carpenter Report.)

DALGLEISH, A. G., *Survey of Unemployment.* Government Printer, Nairobi, 1960.

## LAND

*Land Population in East Africa (Exchange of Correspondence Between the Secretary of State for the Colonies and the Government of Kenya on the Appointment of the Royal Commission).* Colonial No. 290, 1952. 1s. 3d. net.

*East Africa Royal Commission. 1953-55 Report.* Cmd. 9475, 1955. 17s. 6d. net.

*The European Agricultural Settlement Ordinance, 1955.*

*The Current Report of the Board of the Land and Agricultural Bank of Kenya.*

#### LAW

*Laws of Kenya, 1948 (Revised Edition), and Annual Volumes, 1948-55.*

*Laws of the High Commission (Revised Edition, 1951) and Annual Volumes, 1952-55.*

*Court of Appeal for Eastern Africa Law Reports (E.A.C.A.). Vol. I (1934) to Vol. XX (1953).*

*Kenya Law Reports (K.L.R.). Vol. I (1897) to Vol. XXV (1952).*

*Emergency Regulations Made Under the Emergency Powers Order in Council, 1939 (Revised 1953 Edition).*

*Digest Guide to the Criminal Law of Kenya. (2nd Edition, 1954). By A. C. SPURLING and D. C. KENNEDY.*

*Native Tribunals Report, 1945. By ARTHUR PETERS.*

*Court of Appeal for Eastern Africa Law Reports. Annually.*

*Kenya Law Reports. Annually.*

#### DEVELOPMENT

*Development Committee Reports. Vols. I and II, 1946.*

*Sessional Paper No. 51 of 1955: Progress Report on the Three-and-a-half-year Development Plan, 1954-57.*

*Development Estimates for 1957/58.*

*African Land Development in Kenya, 1946-55. (Fully illustrated.) Eyre and Spottiswood, 12s. 6d.*

#### NATURAL RESOURCES

*Report on Visit to Kenya. By DR. I. B. POLE-EVANS, 1939.*

*Report on Visit to the United States of America to Study Soil Conservation. By COLIN MAHER, 1940.*

*Report of the Overstocking Committee, 1941.*

*Coffee Control: Report of the Commissioner of Inquiry and Government Statement Thereon, 1941.*

*The Food Shortage Commission of Inquiry Report, 1943.*

*Report on an Investigation of Co-operative Possibilities in Kenya. By W. K. H. CAMPBELL, C.M.G., 1946.*

*Report and Recommendations on the Development of Agricultural Marketing in Kenya. By R. H. BASSET, O.B.E., 1946.*

- Report on the Potentialities of Fruit-growing in Kenya*, 1948.
- Review of the Kenya Fisheries, 1939-45.* By HUGH COPLEY.
- A Plan to Intensify the Development of African Agriculture in Kenya.*  
By R. J. M. SWYNNERTON, M.B.E., M.C. (Sh. 1/50), 1954.
- Inquiry into the General Economy of Farming in the Highlands Having Regard to Capital Invested and Long- and Short-term Financial Commitments, Whether Secured or Unsecured; Excluding Farming Enterprises Solely Concerned with the Production of Sisal, Wattle, Tea and Coffee.* By L. G. TROUP, O.B.E. (Sh. 15.) 1953.
- Notes on Some Agricultural Development Schemes in the British Colonial Territories.* (2nd Revision.)
- The Agriculture Ordinance*, 1955.
- The Byng Hall/Macauley Report on Foot-and-Mouth Disease.*
- Sessional Paper No. 9 of 1956-57, The Report of the Committee of Inquiry Into the Dairy Industry*, 1956.
- Report of Inquiry Into the Kenya Meat Industry*, 1956. By C. NEVILLE.
- Report on Conference on "Training on the Job", held in Nairobi from 25th to 29th March, 1957.* (East African Standard Press: Sh. 4, postage extra.)

#### MINING

- Bulletin No. 2 (1960)—Geology and Mineral Resources of Kenya (revised).*
- Bulletin No. 3 (1960)—Shape of the Sub-Miocene Erosion Bevel in Kenya.*
- Memoir No. 1 (1953)—Kyanite in Kenya.*
- Memoir No. 2 (1960)—Geology and Asbestos Deposits of the Taita Hills, Kenya.*
- Geological Report No. 43 (1958)—Geology of the Derkali-Melka Murri area.*
- Geological Report No. 44 (1958)—Geology of the El Wak-Aus Mandula area.*
- Geological Report No. 45 (1958)—Geology of the Gwasi area.*
- Geological Report No. 46 (1959)—Geology of the Mid-Galana area.*
- Geological Report No. 47 (1960)—Geology of the Bur Mayo-Tarbaj area.*

## EDUCATION

*African Education—A Study of Educational Policy and Practice in British Tropical Africa*, 1953.

*Report of the Select Committee on Indian Education*, 1949.

*Report of the Committee to Inquire into the Scope, Content and Methods of African Education*, 1949.

*Report of Committee on Education Expenditure (European and Asian)*, 1948.

## PUBLIC SERVICES

*Report of a Committee Appointed to Consider the Advisability of Introducing a System of Probation to the Colony*, 1942.

*Report of the Hospital Committee*, 1944.

*Report of Police Terms of Service Committee*, 1942.

*Report of Kenya European Local Civil Service Committee*, 1939.

*Report of Kenya European Local Civil Service Committee*, 1943.

## MISCELLANEOUS

*Annual Report of the Colony*, 1946, 1947, 1948, 1949, 1950, 1951, 1952, 1953, 1954, 1955, 1956, 1957, 1958, 1959.

*Annual Reports of the Government Departments*.

*Blue Book*, 1945.

*Kenya Legislative Council Debates*.

*Report on Native Affairs*, 1939-45.

*Native Welfare in Kenya*. By A. M. CHAMPION, 1944.

*Defence Regulations* (as at November, 1946).

*Fauna of British Eastern and Central Africa* (published by E.A. High Commission).

*Second Progress Report of Tsetse Fly and Trypanosomiasis Survey and Control in Kenya Colony*.

*The Building of Earth Dams and Waterholes*. By COLIN MAHER.

*Notes of Commerce and Industry* (Sh. 2). Ministry of Commerce and Industry.

*The East African Year Book*. By The English Press Ltd., Nairobi.

*Annual Report of the East Africa High Commission*, 1960. Government Printer, Nairobi.

## OFFICIAL REPORTS, ETC., OF THE GEOLOGICAL SURVEY OF KENYA

*(All printed by the Government Printer, Nairobi)*

*The Loldaika Ngare-Ndare Area.* R. MURRAY-HUGHES, 1933. (Report No. 1.) Sh. 1.

*The Lolgorien Area* (with line map). R. MURRAY-HUGHES, 1933. (Report No. 2.) Sh. 1.

*Notes on the Geological Succession, Tectonics and Economic Geology of the Western Half of Kenya Colony* (with two line maps). R. MURRAY-HUGHES, 1933. (Report No. 3.) Sh. 2.

REPORTS NOS. 4-13 INCLUSIVE, 15 AND 16 ARE OUT OF PRINT, BUT CAN BE CONSULTED IN THE DEPARTMENTAL LIBRARY.

*Geology of the Country Surrounding Nairobi* (with coloured geological map). H. L. SIKES, 1939. (Unnumbered report.) Sh. 2.

*A Geological Reconnaissance of the Area West of Kitui Township* (with coloured geological map). J. J. SCHOEMAN, 1948. (Report No. 14.) Sh. 2.

*A Geological Reconnaissance of the Country between Embu and Meru* (with coloured geological map). J. J. SCHOEMAN, 1951. (Report No. 17.) Sh. 12.

*Geology of the Kisii District* (with coloured geological map). A. HUDDLESTON, 1951. (Report No. 18.) Sh. 15.

*Geology of the Kitale-West Suk Area* (with coloured geological map). D. L. SEARLE, 1952. (Report No. 19.) Sh. 17/50.

*Geology of the Mackinnon Road-Mariakani Area* (with coloured geological map). J. M. MILLER, 1952. (Report No. 20.) Sh. 8.

*Geology of the Kisumu Area* (with coloured geological map). E. P. SAGGERSON, 1952. (Report No. 21.) Sh. 15.

*Geology of the Area between Wajir and Mandera, Northern Province* (with two coloured geological maps). F. M. AYERS, 1952. (Report No. 22.) Sh. 12/50.

*Geology of the Area South-East of Embu* (with coloured geological map). L. M. BEAR, 1952. (Report No. 23.) Sh. 8.

*Geology of the Mombasa-Kwale Area* (with coloured geological map). P. V. CASWELL, 1953. (Report No. 24.) Sh. 17/50.

*Geology of South-East Machakos Area* (with coloured geological map). R. G. DODSON, 1953. (Report No. 25.) Sh. 6/50.

*Geology of the Broderick Falls Area* (with coloured geological map). A. B. GIBSON, 1954. (Report No. 26.) Sh. 12/50.

- Geology of the Southern Machakos District* (with coloured geological map). B. H. BAKER, 1954. (Report No. 27.) Sh. 8.
- Geology of the Kakamega District* (with coloured geological map). A. HUDDLESTON, 1954. (Report No. 28.) Sh. 15.
- Geology of the Sultan Hamud Area* (with coloured geological map). D. L. SEARLE, 1954. (Report No. 29.) Sh. 8.
- Geology of the Kitui Area* (with coloured geological map). L. D. SANDERS, 1954. (Report No. 30.) Sh. 8.
- Geology of the Meru-Isiolo Area* (with coloured geological map). P. MASON, 1955. (Report No. 31.) Sh. 8.
- Geology of the Taveta Area* (with two coloured geological maps). L. M. BEAR, 1955. (Report No. 32.) Sh. 12/50.
- Geology of the North Kitui Area* (with coloured geological map). R. G. DODSON, 1955. (Report No. 33.) Sh. 8.
- Geology of the Kilifi Area* (with coloured geological map). P. V. CASWELL, 1956. (Report No. 34.) Sh. 12/50.
- Geology of the Kitale-Cheranganin Hills Area* (with coloured geological map). J. M. MILLER, 1956. (Report No. 35.) Sh. 8.
- Geology of the Malindi Area* (with coloured geological map). A. O. THOMPSON, 1956. (Report No. 36.) Sh. 10.
- Geology of the South Kitui Area* (with coloured geological map). E. P. SAGGERSON, 1957. (Report No. 37.) Sh. 12/50.
- Geology of the Mwingi Area* (with coloured geological map). A. F. CROWTHER, 1957. (Report No. 38.) Sh. 10.
- Geology of the Namanga-Bissel Area* (with coloured geological map). P. JOUBERT, 1957. (Report No. 39.) Sh. 10.
- Geology of the Takabba-Wergudud Area* (with two coloured geological maps). E. P. SAGGERSON and J. M. MILLER, 1957. (Report No. 40.) Sh. 15.
- Geology of the Kalossia-Tiati Area* (with two coloured geological maps). P. MASON and A. B. GIBSON, 1957. (Report No. 41.) Sh. 12/50.
- Geology of the Magadi Area* (with coloured geological map). B. H. BAKER, 1958. (Report No. 42.) Sh. 17/50.
- Geology of the Derkali-Melka Murri Area* (with two coloured geological maps). A. O. THOMPSON and R. G. DODSON, 1958. (Report No. 43.) Sh. 15.
- Geology of the El Wak-Aus Mandula Area* (with three coloured geological maps). B. H. BAKER and E. P. SAGGERSON, 1958. (Report No. 44.) Sh. 17/50.

- Geology of the Gwasi Area* (with three coloured geological maps). G. J. H. McCALL, 1958. (Report No. 45.) Sh. 15.
- Geology of the Mid-Galana Area* (with coloured geological map). L. D. SANDERS, 1959. (Report No. 46.) Sh. 12/50.
- Geology of the Bur Mayo-Tarbaj Area* (with three coloured geological maps). A. O. THOMPSON and R. G. DODSON, 1960. (Report No. 47.) Sh. 17/50.
- Geology of the Mandera-Damassa Area* (with three coloured geological maps). P. JOUBERT, 1960. (Report No. 48.) Sh. 22/50.
- Geology of the Area South of the Taita Hills* (with coloured geological map). J. WALSH, 1960. (Report No. 49.) Sh. 8/50.
- Geology of the Kericho Area* (with coloured geological map). F. W. BINGE, 1962. (Report No. 50.) Sh. 12.
- Geology of the Kasigau-Kurase Area* (with two coloured geological maps). E. P. SAGGERSON, 1962. (Report No. 51.) Sh. 20.
- Geology of the Hadu-Fundi Isa Area* (with two coloured geological maps). L. A. J. WILLIAMS, 1962. (Report No. 52.) Sh. 20.

## BULLETINS

BULLETIN No. 1 IS OUT OF PRINT, BUT CAN BE CONSULTED IN THE DEPARTMENTAL LIBRARY.

- Geology and Mineral Resources of Kenya* (with two line maps). W. PULFREY, 1960. (Bulletin No. 2.) Sh. 5.
- Shape of the Sub-Miocene Erosion Level in Kenya* (with line map). W. PULFREY, 1960. (Bulletin No. 3.) Sh. 3/50.
- Beryllium in Kenya* (with map). C. G. B. DU BOIS and W. P. HORNE, 1962. (Bulletin No. 4.) Sh. 5.
- Prospecting for Minerals* (with two line maps). A. L. STEWART, 1962. (Bulletin No. 5.) Sh. 5.

## MEMOIRS

- Kyanite in Kenya*. B. N. TEMPERLEY, 1953. (Memoir No. 1.) Sh. 7/50.
- Geology and Asbestos Deposits of the Taita Hills, Kenya* (with two coloured geological maps). O. C. FARQUHAR, 1960. (Memoir No. 2.) Sh. 17/50.

## REPORTS

ANNUAL REPORTS, MINES AND GEOLOGICAL DEPARTMENT. From Sh. 1/50.

## MAP

*Geological Map of East Africa*, 1954. (1:2,000,000). Sh. 7/50.

*Note.*—All prices quoted are in East African shillings. Money orders and cheques should include exchange and cost of postage. The latter can be quoted on application.

## MAPS AND PLANS OF GENERAL INTEREST

*(Obtainable from the Public Map Office, P.O. Box 30089, Nairobi)*

Atlas of Kenya. (Second Edition to be published April, 1963.) 50 pp.

Kenya, scale 1:3,000,000 (revised 1962), three colours and altitude tints.

Kenya and Uganda, scale 1:2,000,000, five colours and altitude tints.

East Africa, scale 1:2,000,000.

Outline map, three colours.

Rainfall probability, five years.

Rainfall probability, ten years.

Mean Annual Rainfall (in two sheets).

Kenya, scale 1:1,000,000 (Series SK 41).

Topographical map in two sheets, five colours and altitude tints.

Safari map: as above, but with fewer altitude tints. (Published as one folded sheet in cover with route mileages, gazetteer and rainfall data).

Hunting map: the same showing Game Parks, Reserves, etc.

East Africa, scale 1:250,000 (Series Y 503), six colours (six new sheets published 1962, others in preparation).

Kenya, 1:100,000 (Series Y 633), five colours, over 100 sheets available covering the Northern Province.

Kenya, 1:50,000 (Series Y 731), over 300 sheets now available in five colours covering the settled areas.

Mount Kenya, 1:25,000, a relief map of the peak area.

City of Nairobi, 1:20,000, a comprehensive guide map to Nairobi, nine colours, published 1962.

Nairobi and District, 124 sheets, scales 1:2,500 or 1:5,000.

#### Town Maps:

Scale 1:10,000, Nairobi (three sheets), Nakuru, Kisumu, Eldoret, Kitale.

Scale 1:5,000, Eldoret (four sheets), Kericho, Gilgil, Naivasha, Fort Hall, Embu.

Scale 1:2,500, Malindi, Voi, Nyeri, Nakuru, Njoro, Londiani, Kisumu (five or more sheets each).

Catalogue of Maps published by Survey of Kenya: gives additional information and prices of the above, together with details of other maps and plans available to the public. Price 50 cents.

## APPENDIX I

STATEMENT OF REVENUE UNDER VOTES FOR THE YEARS  
1960/61 AND 1961/62

	ACTUAL REVENUE RECEIPTS	
	1960/61	1961/62
	£	£
Customs and Excise .. .. .	13,373,891	14,636,346
Income Tax .. .. .	9,971,683	9,703,568
E.A.H.C. Distributable Pool .. .. .	—	521,051
Graduated Personal Tax .. .. .	1,823,293	1,685,875
Stamp Duties .. .. .	536,608	538,220
Other Licences, Duties and Taxes .. .. .	2,069,545	2,374,316
Departmental Revenue .. .. .	844,806	733,261
Interest and Redemption .. .. .	931,517	1,612,522
Fines and Forfeitures .. .. .	340,773	288,498
Grant by H.M. Government—Overseas Service Aid Scheme .. .. .	1,547,500	1,603,100
Supplementary Grant-in-Aid by H.M. Gov- ernment—Overseas Service Aid Account .. .. .	—	795,087
Grant-in-Aid by H.M. Government—Famine Relief .. .. .	—	1,198,500*
Grant-in-Aid by H.M. Government—Famine and Flood Relief (Delamere Scheme) .. .. .	—	50,000
Grant-in-Aid by H.M. Government .. .. .	2,750,000	1,281,000
All Other Sources .. .. .	650,970	485,098
<b>TOTAL .. .. .</b>	<b>34,840,586</b>	<b>37,506,442</b>

\*£60,000 of this total related to expenditure in 1960/61.

## APPENDIX 2

STATEMENT OF EXPENDITURE UNDER VOTES FOR THE YEAR 1961/62  
AS COMPARED WITH THE PREVIOUS YEAR 1960/61

SERVICE	1961/60	1961/62
	£	£
The Governor .. .. .	56,446	60,672
Judicial .. .. .	153,440	157,154
Legislative Council .. .. .	101,023	171,365
Council of State .. .. .	6,881	6,066
Exchequer and Audit .. .. .	73,413	61,574
Civil Service Commission .. .. .	23,502	21,265
Office of the Chief Secretary .. .. .	3,280,371	3,253,302
Information Services .. .. .	175,812	144,159
Broadcasting .. .. .	175,409	138,401
Legal Affairs .. .. .	119,496	95,946
The Treasury .. .. .	172,277	234,601
Miscellaneous .. .. .	321,823	295,254
Annuity to H.H. The Sultan of Zanzibar ..	16,000	16,000
Contributions to the Cost of High Com- mission Services .. .. .	1,561,803	227,176
Pensions and Gratuities .. .. .	1,465,550	1,852,648
Ministry of Defence .. .. .	97,916	247,118
Military .. .. .	222,652	232,932
Police .. .. .	4,610,748	4,161,476
Prisons .. .. .	1,439,026	1,486,887
Immigration .. .. .	25,634	10
Ministry of Education .. .. .	6,489,351	6,526,924
Ministry of Agriculture, Animal Husbandry and Water Resources .. .. .	2,010,182	1,537,145
Ministry of Commerce, Industry and Com- munications .. .. .	382,478	2,395,114
Ministry of Health and Social Affairs ..	2,161,045	2,152,632
Ministry of Labour and Housing .. .. .	499,059	302,540
Ministry of Local Government and Lands	180,959	99,191
Local Government Contributions .. .. .	1,433,865	1,365,387
Lands .. .. .	137,203	106,961
Surveys .. .. .	194,144	119,228
Ministry of Tourism, Forests and Wild Life	659,656	583,217
Ministry of Works .. .. .	2,900,393	996,387
Supplies and Transport .. .. .	99,398	—
Printing and Stationery .. .. .	181,331	87,968
Government Coast Agency .. .. .	20,985	18,258
Mombasa Water Supply .. .. .	—	—
Public Debt .. .. .	2,828,452	—
Overseas Service Aid Scheme .. .. .	1,512,723	—
<b>TOTAL VOTES .. .. .</b>	<b>35,790,446</b>	<b>29,154,959</b>
<b>CONSOLIDATED FUND SERVICES—</b> £		
Public Debt .. .. .	4,140,399	
Overseas Service Aid Scheme	3,264,020	
		<b>7,404,419</b>
<b>TOTAL EXPENDITURE FROM VOTES AND CONSOLIDATED FUND SERVICES .. £</b>		<b>36,559,378</b>

## APPENDIX 3

STATEMENT OF REVENUE AND EXPENDITURE FOR THE 10½ YEARS ENDED 30TH JUNE, 1962

YEAR				Revenue	Expenditure
				£	£
1952	..	..	..	20,548,149	18,858,621
1953	..	..	..	21,351,865	22,853,430
1954 (Half)	..	..	..	15,081,356	18,699,692
1954/55	..	..	..	35,352,969	37,768,576
1955/56	..	..	..	43,392,827	38,313,735
1956/57	..	..	..	32,792,957	34,681,600
1957/58	..	..	..	33,428,692	33,290,302
1958/59	..	..	..	33,468,050	32,759,854
1959/60	..	..	..	32,997,014	31,670,833
1960/61	..	..	..	34,840,586	35,790,446
1961/62	..	..	..	37,506,442	36,559,378

APPENDIX 4  
ALLOCATION OF PUBLIC DEBT AND ANNUAL CHARGES AS AT 30TH JUNE, 1961

	CAPITAL DEBT			ANNUAL CHARGES						Total Annual Charges
	Kenya Colony	E.A. Railways and Harbours	Total Public Debt	Kenya Colony			E.A. Railways and Harbours			
				Interest	Sinking Fund	Total	Interest	Sinking Fund	Total	
1930	£ 2,233,909	£ 1,166,091	£ 3,400,000	£ 100,525	£ 22,340	£ 122,865	£ 52,475	£ 11,660	£ 64,135	£ 187,000
1933	305,600	—	305,600	10,696	3,056	13,752	—	—	—	13,752
1945	600,000	—	600,000	18,000	12,000	30,000	—	—	—	30,000
1946 (Conversion Loan)	—	1,820,000	1,820,000	—	—	—	50,050	18,200	68,250	68,250
1948 (Conversion Loan)	—	3,710,000	3,710,000	—	—	—	92,750	37,100	129,850	129,850
1951 (Development Loan)	6,070,000	—	6,070,000	212,450	60,700	273,150	—	—	—	273,150
1952 (Development Loan)	6,115,000	—	6,115,000	275,175	61,150	336,325	—	—	—	336,325
1953 (Development Loan)	6,510,000	—	6,510,000	292,950	65,100*	358,050	—	—	—	358,050
1955	2,500,000	—	2,500,000	125,000	25,000	150,000	—	—	—	150,000
1956	4,225,000	—	4,225,000	211,250	42,250	253,500	—	—	—	253,500
1957	2,500,000	—	2,500,000	137,500	25,000	162,500	—	—	—	162,500
1957	1,250,000	—	1,250,000	81,250	12,500	93,750	—	—	—	93,750
1958	1,000,000	—	1,000,000	60,000	10,000	70,000	—	—	—	70,000
1958	2,750,000	—	2,750,000	171,875	27,500	199,375	—	—	—	199,375
1959	600,000	—	600,000	33,000	6,000	39,000	—	—	—	39,000
1959	400,000	—	400,000	22,000	4,000	26,000	—	—	—	26,000
1959	500,000	—	500,000	31,250	5,000	36,250	—	—	—	36,250
1960	1,000,000	—	1,000,000	60,000	10,000	70,000	—	—	—	70,000
1960	300,000	—	300,000	18,000	3,000	21,000	—	—	—	21,000
1960	350,000	—	350,000	21,000	3,500	24,500	—	—	—	24,500
1961	3,040,000	—	3,040,000	197,600	30,400	228,000	—	—	—	228,000
1961	300,000	—	300,000	19,500	3,000	22,500	—	—	—	22,500
TOTAL	£42,549,509	£6,696,091	£49,245,600	2,099,021	431,496	2,530,517	195,275	66,960	262,235	2,792,752

\*This loan which was raised in December, 1953, was made as an extension of £6,115,000, Kenya 4½ per cent Stock, 1971/78 issued in 1952. Contributions to the Sinking Fund have been made retrospectively as from 15th May, 1953.

## APPENDIX 5

TABLE SHOWING THE AMOUNT OF INCOME TAX PAYABLE BY FIVE CLASSES OF TAXPAYERS

	Single	Married	Married 1 child aged 5	Married 2 children aged 8 & 13	Married 3 children aged 10, 15 & 20 (at university)
	£	£	£	£	£
Personal allowances	225	700	700	700	700
Child allowances ..	—	—	75	100 + 150	100 + 150 + 250
Total allowances ..	£225	£700	£775	£950	£1,200
Total Income ..	Income Tax Payable				
£	£	£	£	£	£
300 ..	7	—	—	—	—
400 ..	17	—	—	—	—
500 ..	27	—	—	—	—
600 ..	37	—	—	—	—
700 ..	51	—	—	—	—
800 ..	66	10	2	—	—
900 ..	81	20	12	—	—
1,000 ..	96	30	22	5	—
1,100 ..	115	40	32	15	—
1,200 ..	135	55	44	25	—
1,300 ..	155	70	59	35	10
1,400 ..	175	85	73	47	20
1,500 ..	199	100	89	62	30
1,600 ..	224	120	105	77	40
1,700 ..	249	140	125	92	55
1,800 ..	274	160	145	110	70
1,900 ..	302	180	165	130	85
2,000 ..	332	205	186	150	100
2,100 ..	362	230	211	170	120
2,200 ..	392	255	236	192	140
2,300 ..	426	280	261	217	160
2,400 ..	461	310	287	242	180
2,500 ..	496	340	317	267	205
2,600 ..	531	370	347	295	230
2,700 ..	566	400	377	325	255
2,800 ..	605	435	409	355	280
2,900 ..	645	470	444	385	310
3,000 ..	685	505	479	417	340
4,000 ..	1,124	910	876	797	695
5,000 ..	1,612	1,375	1,337	1,250	1,135
6,000 ..	2,151	1,890	1,849	1,753	1,625
7,000 ..	2,740	2,455	2,410	2,305	2,165
8,000 ..	3,379	3,070	3,021	2,907	2,755
9,000 ..	4,067	3,735	3,683	3,560	3,395
10,000 ..	4,806	4,450	4,394	4,263	4,085



*Abridged Annual Trade Statistics*  
*of*  
*Kenya, Uganda and Tanganyika*  
*for the*  
*Year 1962*

---

---

## EXPLANATORY NOTES

## DEFINITIONS

- (a) *Direct Imports*—Means goods entered at the time of importation for consumption or for warehousing in Kenya, including in both cases, goods which are subsequently re-exported.
- (b) *Net Imports*—Goods entered at the time of importation for consumption or for warehousing in Kenya, including in both cases, goods which are subsequently re-exported; to which have been added or from which have been deducted goods transferred inter-territorially.
- (c) *Domestic Exports*—Goods the growth, produce or manufacture of Kenya, exported to places outside East Africa or as aircraft or ships' stores.
- (d) *Re-Exports*—All imported goods, other than scrap metal in any form, which, are subsequently re-exported in the form in which they were imported to places outside East Africa, or as aircraft or ships' stores.

## 2. VALUES

Imports—C.I.F. port of importation.

Exports and Re-exports—F.O.B. port or place of exportation.

## 3. CONTENTS

- Table 1. Direct Imports, showing quantities and values of principal articles with corresponding figures for 1961.
2. Direct Imports, showing values from principal countries of origin with corresponding figures for 1961.
3. Net Imports, showing quantities and values of principal articles with corresponding figures for 1961.
4. Domestic Exports, showing quantities and values of principal articles with corresponding figures for 1961.
5. Domestic Exports, showing values to principal countries of destination with corresponding figures for 1961.
6. Re-exports, showing quantities and values of principal articles with corresponding figures for 1961.
7. Re-exports, showing values to principal countries of destination with corresponding figures for 1961.
- 8a. Inter-territorial Transfers showing quantities and values of principal articles with corresponding figures for 1961 from Kenya to Uganda and Tanganyika.
- 8b. Inter-territorial Transfers, showing quantities and values of principal articles with corresponding figures for 1961 from Uganda and Tanganyika to Kenya.
9. Volume of trade with the corresponding figures for 1961.
10. Revenue collected by the East African Customs and Excise Department.

Custom House,  
Mombasa, Kenya.

F. BISHOP,  
*Commissioner of Customs and Excise.*

**DIRECT IMPORTS (SEE EXPLANATORY NOTES)**  
**Table 1**  
**PRINCIPAL ARTICLES SHOWING QUANTITY AND VALUE WITH THE CORRESPONDING FIGURES FOR 1961**

ARTICLES	Unit of Quantity	KENYA			
		Year, 1961		Year, 1962	
		Quantity	Value £	Quantity	Value £
1. Milk and cream, tinned .. .. .	Centals of 100 lb.	65,365	382,561	128,394	875,712
2. Rice .. .. .	Ton	4,973	319,382	4,543	353,092
3. Sugar, beet and cane .. .. .	"	26,497	966,895	29,445	1,039,112
4. Wines .. .. .	Imp. gal.	174,364	186,654	217,593	221,681
5. Ale, beer, cider and stout .. .. .	"	160,915	91,469	148,007	87,123
6. Brandy, gin, geneva, whisky and rum .. .. .	Proof gal.	205,791	471,241	183,813	436,953
7. Liqueurs and other alcoholic beverages .. .. .	Imp. gal.	5,844	18,188	6,096	19,475
8. Tobacco, unmanufactured .. .. .	Lb.	977,908	290,399	109,694	41,018
9. Tobacco, manufactured (including cigarettes and cigars) .. .. .	"	320,635	218,895	265,619	186,467
10. Salt .. .. .	Ton	17,190	107,513	24,973	151,805
11. Coal and coke .. .. .	"	37,196	198,318	44,481	234,177
12. Aviation spirit .. .. .	Imp. gal.	10,530,473	732,147	12,346,326	828,979
13. Motor spirit .. .. .	"	60,313,631	2,377,665	64,950,572	2,499,529
14. Kerosene .. .. .	"	32,787,544	1,430,264	40,930,017	1,828,000
15. Gas, diesel and other fuel oils .. .. .	"	160,767,631	4,456,767	170,455,542	4,642,127
16. Lubricating greases .. .. .	Centals of 100 lb.	31,472	125,909	32,733	151,949
17. Lubricating oils (all types) .. .. .	Imp. gal.	6,537,836	1,007,257	7,398,605	1,205,506
18. Chemicals, inorganic and organic .. .. .	—	—	684,660	—	575,000

Table 1—(Contd.)  
 PRINCIPAL ARTICLES SHOWING QUANTITY AND VALUE WITH THE CORRESPONDING FIGURES FOR 1961—(Contd.)

ARTICLES	Unit of Quantity	KENYA				
		Year, 1961		Year, 1962		
		Quantity	Value £	Quantity	Value £	
19. Paints, varnishes, dyestuffs and related materials	—	—	649,763	—	—	467,392
20. Medicinal and pharmaceutical products	—	—	1,569,551	—	—	1,745,761
21. Soaps and cleansing preparations	Centals of 100 lb.	32,781	312,639	28,979	300,231	300,231
22. Fertilizers, manufactured	Ton	38,272	950,243	37,825	878,316	878,316
23. Disinfectants, insecticides, cattle dips and similar preparations	Centals of 100 lb.	54,615	666,851	79,410	965,639	965,639
24. Rubber tyres and tubes	"	71,465	1,546,152	77,082	1,579,168	1,579,168
25. Wood and cork manufactures	—	—	339,650	—	—	375,535
26. Paper, paperboard and manufactures thereof	—	—	2,890,420	—	—	2,879,236
27. Cotton fabrics (piece goods):—	Sq. yd.	26,268,475	1,481,882	17,236,592	945,997	945,997
(a) Grey (unbleached)	"	3,116,614	257,203	5,673,678	422,177	422,177
(b) Bleached, other than grey	"	5,808,658	349,517	4,720,711	279,452	279,452
(c) Coloured	"	3,073,305	454,418	2,971,912	416,979	416,979
(d) Khaki drill	"	16,653,047	1,776,686	20,706,505	1,966,075	1,966,075
(e) Dyed in the piece, other	"	1,545,898	109,890	2,462,974	177,651	177,651
(f) Khangas	"	8,846,104	750,879	10,220,394	774,694	774,694
(g) Printed, other	"	252,288	49,015	119,241	21,187	21,187
(h) Other	"	3,557,135	153,116	3,069,999	125,121	125,121
28. Jute bagging and sacking in the piece	"	—	—	—	—	—

Table 1—(Contd.)  
 PRINCIPAL ARTICLES SHOWING QUANTITY AND VALUE WITH THE CORRESPONDING FIGURES FOR 1961—(Contd.)

ARTICLES	Unit of Quantity	KENYA			
		Year, 1961		Year, 1962	
		Quantity	Value £	Quantity	Value £
29. Fabrics of synthetic fibres including artificial silk	"	42,184,194	3,211,163	38,969,754	2,965,398
30. Jute bags and sacks .. .. .	Number	6,509,174	808,676	5,373,916	521,708
31. Blankets and travelling rugs .. .. .	"	3,461,528	973,411	3,700,050	1,030,017
32. Cement, building .. .. .	Ton	789	15,687	978	13,778
33. Non-metallic mineral manufactures, Other .. .. .	"	—	857,589	—	758,928
34. Iron and steel:—					
(a) Ingots, slabs, joists, girders and other primary forms .. .. .	"	19,899	959,303	19,978	947,206
(b) Corrugated galvanized iron sheets .. .. .	"	9,652	722,068	3,445	236,372
(c) Other sheets, plates, hoops and strips .. .. .	"	28,982	1,921,646	42,661	2,509,204
(d) Railway track material .. .. .	"	3,016	147,090	9,111	459,570
(e) Tubes, pipes, fittings, castings and forgings	"	7,675	662,457	9,557	891,003
35. Other base metals and manufactures of base metals .. .. .	—	—	3,721,233	—	3,883,984
36. Agricultural machinery and implements .. .. .	—	—	348,926	—	346,718
37. Tractors including agricultural .. .. .	Number	394	559,354	543	521,435
38. Sewing machines .. .. .	"	11,645	305,978	15,274	404,897
39. Industrial and commercial machinery other than electric .. .. .	—	—	6,776,535	—	6,433,634
40. Wireless sets and radiograms .. .. .	Number	61,715	551,464	86,253	661,550

Table 1—(Contd.)  
 PRINCIPAL ARTICLES SHOWING QUANTITY AND VALUE WITH THE CORRESPONDING FIGURES FOR 1961—(Contd.)

ARTICLES	Unit of Quantity	KENYA			
		Year, 1961		Year, 1962	
		Quantity	Value £	Quantity	Value £
41. Electrical machinery, apparatus and appliances (including domestic)	—	—	2,596,574	—	2,609,207
42. Railway rolling stock	—	—	1,186,410	—	1,152,187
43. Passenger road vehicles and chassis, excluding buses	Number	4,619	2,465,651	6,558	3,557,169
44. Buses, trucks, lorries, vans and chassis	"	2,477	2,148,040	2,544	2,381,363
45. Bicycles	"	20,416	213,043	23,161	236,189
46. Other transport equipment	—	—	5,700,665*	—	5,404,631
47. Clothing	—	—	2,416,905	—	2,318,564
48. Footwear	—	—	247,527	—	239,230
49. Matches	Gross boxes	568,497	178,627	376,976	117,504
50. All other articles	—	—	20,601,983	—	20,954,642
*TOTAL	—	—	£88,672,064*	—	£91,254,404
*Includes Government goods to the value of	—	—	£6,967,236	—	£5,706,126

\*These figures are inflated to the extent of £2,259,657 due to the inclusion of the value of two "Comet" aircraft which were imported from United Kingdom during 1960, but were entered on Customs documents during 1961.

Table 2

## DIRECT IMPORTS (SEE EXPLANATORY NOTES)

PRINCIPAL COUNTRIES OF ORIGIN WITH THE CORRESPONDING  
FIGURES FOR 1961

COUNTRIES OF ORIGIN	KENYA	
	1961	1962
	£	£
<b>BRITISH COMMONWEALTH—</b>		
United Kingdom .. .. .	30,508,467	30,260,270
Aden .. .. .	629,653	227,894
Australia .. .. .	823,725	1,203,125
Bahrein Islands .. .. .	1,277,249	1,174,272
Canada and Newfoundland .. .. .	199,139	219,916
Hong Kong .. .. .	1,617,750	1,767,141
India .. .. .	3,993,324	3,535,728
Malaya .. .. .	114,523	249,536
Pakistan .. .. .	885,806	585,090
Rhodesia and Nyasaland .. .. .	1,345,813	362,291
Singapore .. .. .	261,940	219,610
Zanzibar .. .. .	214,542	259,653
Other Parts .. .. .	522,704	432,500
<b>TOTAL BRITISH COMMONWEALTH .. £</b>	<b>42,394,635</b>	<b>40,497,026</b>
<b>FOREIGN COUNTRIES—</b>		
Austria .. .. .	286,239	253,254
Belgium .. .. .	1,375,480	1,157,610
Congo .. .. .	349,399	300,991
Czechoslovakia .. .. .	218,625	301,593
Denmark .. .. .	430,133	365,284
Finland .. .. .	143,894	148,039
Formosa .. .. .	171,410	29,924
France .. .. .	2,422,840	2,265,279
Germany, West .. .. .	4,292,051	4,999,992
Iran (Persia) .. .. .	5,989,502	7,740,139
Israel .. .. .	122,383	99,788
Italy .. .. .	2,190,734	2,600,610
Japan .. .. .	8,469,124	9,628,041
Luxemburg .. .. .	161,850	116,972
Madagascar .. .. .	194,366	73,318
Netherlands .. .. .	1,975,580	2,813,587
Netherlands West Indies (Surinam and Antilles) .. .. .	394,847	613,496
Norway .. .. .	574,944	440,588
Poland .. .. .	96	9,608
Portugal .. .. .	101,278	96,073

Table 2—(Contd.)

PRINCIPAL COUNTRIES OF ORIGIN WITH THE CORRESPONDING  
FIGURES FOR 1961—(Contd.)

COUNTRIES OF ORIGIN	KENYA	
	1961	1962
	£	£
<b>BRITISH COUNTRIES—(Contd.)</b>		
Saudi Arabia .. .. .	477,422	241,160
Siam .. .. .	105,759	153,234
South Africa .. .. .	4,413,545	3,265,717
Spain .. .. .	144,527	97,144
Sweden .. .. .	976,894	960,528
Switzerland .. .. .	319,879	390,567
United States of America .. .. .	5,040,586	6,612,171
Other Parts .. .. .	704,625	725,869
<b>TOTAL FOREIGN COUNTRIES .. .. .</b>	<b>£ 42,047,562</b>	<b>46,500,576</b>
Parcel Post and Special Transactions (not analysed by Country of Origin)	4,229,867	4,256,802
<b>GRAND TOTAL .. .. .</b>	<b>£ 88,672,064</b>	<b>91,254,404</b>

Table 3

## NET IMPORTS

PRINCIPAL ARTICLES SHOWING QUANTITY AND VALUE WITH THE CORRESPONDING FIGURES FOR 1961

ARTICLES	Unit of Quantity	KENYA			
		Year, 1961		Year, 1962	
		Quantity	Value £	Quantity	Value £
1. Milk and cream, tinned .. .. .	Centals of 100 lb.	57,031	327,276	114,201	795,456
2. Rice .. .. .	Ton	3,974	258,756	4,062	319,132
3. Sugar, beet and cane .. .. .	"	26,071	948,513	28,295	995,997
4. Wines .. .. .	Imp. gal.	130,274	114,219	161,219	141,685
5. Ale, beer, cider and stout .. .. .	"	143,146	81,078	116,078	67,547
6. Brandy, gin, geneva, whisky and rum .. .. .	Proof gal.	161,296	361,313	134,125	317,118
7. Liqueurs and other alcoholic beverages .. .. .	Imp. gal.	4,235	13,036	4,529	14,655
8. Tobacco, unmanufactured .. .. .	Lb.	977,908	290,399	109,685	41,012
9. Tobacco, manufactured (including cigarettes and cigars) .. .. .	"	236,563	160,375	188,675	133,409
10. Salt .. .. .	Ton	3,510	37,642	6,923	57,978
11. Coal and coke .. .. .	"	36,973	196,037	44,173	231,046
12. Aviation spirit .. .. .	Imp. gal.	5,969,155	379,761	5,854,616	359,781
13. Motor spirit .. .. .	"	34,286,602	1,303,456	37,309,099	1,386,940
14. Kerosene .. .. .	"	21,524,964	935,111	27,636,394	1,241,369
15. Gas, diesel and other fuel oils .. .. .	"	141,241,164	3,707,444	148,308,015	3,776,487
16. Lubricating greases .. .. .	Centals of 100 lb.	20,997	81,025	19,549	95,057
17. Lubricating oils (all types) .. .. .	Imp. gal.	4,288,158	607,761	4,720,143	762,680
18. Chemicals, inorganic and organic .. .. .	—	—	609,646	—	515,697

NET IMPORTS—(Contd.)  
 Table 3—(Contd.)  
 PRINCIPAL ARTICLES SHOWING QUANTITY AND VALUE WITH THE CORRESPONDING FIGURES FOR 1961—(Contd.)

ARTICLES	Unit of Quantity	KENYA			
		Year, 1961		Year, 1962	
		Quantity	Value £	Quantity	Value £
19. Paints, varnishes, dyestuffs and related materials .. .. .	—	—	568,386	—	378,612
20. Medicinal and pharmaceutical products .. .. .	—	—	1,043,679	—	1,210,619
21. Soaps and cleansing preparations .. .. .	Centals of 100 lb.	25,167	224,280	23,301	241,109
22. Fertilizers, manufactured .. .. .	Ton	35,053	885,487	33,112	780,446
23. Disinfectants, insecticides, cattle dips and similar preparations .. .. .	Centals of 100 lb.	46,058	545,656	60,528	732,980
24. Rubber tyres and tubes .. .. .	"	43,249	847,735	47,215	831,894
25. Wood and cork manufactures .. .. .	—	—	305,742	—	339,036
26. Paper, paperboard and manufactures thereof .. .. .	—	—	2,609,062	—	2,592,997
27. Cotton fabrics (piece goods):—					
(a) Grey (unbleached) .. .. .	Sq. yd.	15,538,819	901,337	10,213,847	575,170
(b) Bleached, other than grey .. .. .	"	2,032,045	173,270	3,971,327	296,437
(c) Coloured .. .. .	"	1,002,299	36,485	—165,338	—50,201
(d) Khaki drill .. .. .	"	1,835,084	251,671	1,920,415	252,914
(e) Dyed in the piece, other .. .. .	"	10,641,223	1,045,216	11,657,624	970,982
(f) Khangas .. .. .	"	1,298,155	91,758	2,144,261	145,750
(g) Printed, other .. .. .	"	7,230,125	596,055	7,503,355	534,260
(h) Other .. .. .	"	215,619	40,897	96,161	16,634
28. Jute bagging and sacking in the piece .. .. .	"	2,446,967	107,705	2,182,859	91,388

NET IMPORTS—(Contd.)  
 Table 3—(Contd.)  
 PRINCIPAL ARTICLES SHOWING QUANTITY AND VALUE WITH THE CORRESPONDING FIGURES FOR 1961—(Contd.)

ARTICLES	Unit of Quantity	KENYA			
		Year, 1961		Year, 1962	
		Quantity	Value £	Quantity	Value £
29. Fabrics of synthetic fibres including artificial silk		23,446,627	1,647,662	16,139,171	1,124,604
30. Jute bags and sacks .. .. .	Number	6,478,101	811,040	5,141,644	501,583
31. Blankets and travelling rugs .. .. .		1,920,192	547,387	2,274,108	623,465
32. Cement, building .. .. .	Ton	687	13,770	891	11,480
33. Non-metallic mineral manufactures, Other .. .. .	"	—	658,971	—	550,340
34. Iron and steel:—					
(a) Ingots, slabs, joists, girders and other primary forms .. .. .	"	16,307	798,118	15,802	734,048
(b) Corrugated galvanized iron sheets .. .. .	"	3,018	241,020	839	54,003
(c) Other sheets, plates, hoops and strips .. .. .	"	27,133	1,828,547	41,090	2,438,759
(d) Railway track material .. .. .	"	2,964	146,187	9,067	456,425
(e) Tubes, pipes, fittings, castings and forgings	"	5,878	522,300	7,938	750,070
35. Other base metals and manufactures of base metals .. .. .	—	—	3,019,518	—	3,209,000
36. Agricultural machinery and implements .. .. .	—	—	248,456	—	247,285
37. Tractors including agricultural .. .. .	Number	253	350,808	416	393,786
38. Sewing machines .. .. .	"	7,055	128,129	7,797	82,718
39. Industrial and commercial machinery other than electric .. .. .	—	—	5,471,490	—	5,246,795
40. Wireless sets and radiograms .. .. .	Number	46,134	375,939	52,097	396,038

NET IMPORTS—(Contd.)  
 Table 3—(Contd.)  
 PRINCIPAL ARTICLES SHOWING QUANTITY AND VALUE WITH THE CORRESPONDING FIGURES FOR 1961—(Contd.)

ARTICLES	Unit of Quantity	KENYA			
		Year, 1961		Year, 1962	
		Quantity	Value £	Quantity	Value £
41. Electrical machinery, apparatus and appliances (including domestic) .. .. .	—	—	2,177,250	—	2,202,131
42. Railway rolling stock .. .. .	—	—	1,191,942	—	1,142,735
43. Passenger road vehicles and chassis, excluding buses .. .. .	Number	3,233	2,056,255	4,961	2,994,977
44. Buses, trucks, lorries, vans and chassis .. .. .	"	1,738	1,618,280	1,617	1,620,610
45. Bicycles .. .. .	"	6,269	56,292	12,035	113,051
46. Other transport equipment .. .. .	—	—	4,881,125*	—	4,612,874
47. Clothing .. .. .	—	—	1,381,040	—	1,097,910
48. Footwear .. .. .	—	—	166,300	—	158,484
49. Matches .. .. .	Gross boxes	424,933	128,630	269,795	78,165
50. All other articles .. .. .	—	—	17,783,223	—	17,458,864
*TOTAL .. .. .	—	—	£68,936,948	—	£69,494,273
*Includes Government goods to the value of	—	—	£6,948,742	—	£5,693,644

\*These figures are inflated to the extent of £2,259,657 due to the inclusion of the value of two "Comet" aircraft which were imported from United Kingdom during 1960, but were entered on Customs documents during 1961.

Table 4

## DOMESTIC EXPORTS

QUANTITY AND VALUE OF THE PRINCIPAL DOMESTIC EXPORTS WITH THE CORRESPONDING FIGURES FOR 1961

ARTICLES	Unit of Quantity	KENYA			
		Year, 1961		Year, 1962	
		Quantity	Value £	Quantity	Value £
1. Meat and meat preparations .. .. .	Centals of 100 lb.	163,980	2,283,341	200,541	2,757,575
2. Butter, fresh, whether salted or not, including melted .. .. .	"	48,174	616,850	74,785	926,813
3. Fish, fresh or simply preserved .. .. .	"	948	9,586	1,499	26,076
4. Maize (corn), unmilled .. .. .	Ton	180	3,553	59,218	1,011,967
5. Cereals, other (unmilled) .. .. .	"	175	4,828	669	19,695
6. Meal and flour of wheat and spelt .. .. .	"	684	39,924	70	4,371
7. Meal and flour of maize (corn) .. .. .	"	1,131	23,885	3,660	68,625
8. Cashew nuts .. .. .	"	5,410	325,424	1,996	92,377
9. Pineapples, tinned .. .. .	Centals of 100 lb.	99,926	450,683	166,430	692,297
10. Beans, peas, lentils and other legumes (pulses, dry) .. .. .	Ton	7,491	298,450	3,774	191,497
11. Cassava flour .. .. .	Centals of 100 lb.	—	—	—	—
12. Sugar, beet and cane (including jaggery) .. .. .	Ton	8	545	17	843
13. Coffee, not roasted .. .. .	Centals of 100 lb.	720,195	10,608,635	682,212	10,592,744
14. Tea .. .. .	"	218,942	4,004,198	296,570	5,189,235
15. Chillies .. .. .	"	866	5,461	7,500	37,130

DOMESTICS EXPORTS—(Contd.) Table 4—(Contd.)

QUANTITY AND VALUE OF THE PRINCIPAL DOMESTIC EXPORTS WITH THE CORRESPONDING FIGURES FOR 1961—(Contd.)

ARTICLES	Unit of Quantity	KENYA			
		Year, 1961		Year, 1962	
		Quantity	Value £	Quantity	Value £
16. Feeding stuff for animals (not including un-milled cereals) .. .. .	Ton	13,075	241,766	13,535	239,008
17. Tobacco, unmanufactured .. .. .	Lb.	2,277	146	29,520	1,476
18. Cigarettes .. .. .	"	7,199	5,355	37,771	22,014
19. Hides, skins and furskins, undressed .. .. .	Centals of 100 lb.	161,499	1,582,366	141,726	1,365,511
20. Groundnuts .. .. .	Ton	1,189	79,710	882	53,921
21. Copra .. .. .	"	525	29,031	—	—
22. Cotton seed .. .. .	"	—	—	—	—
23. Castor seed .. .. .	"	2,722	146,075	4,380	183,252
24. Sunflower seed .. .. .	"	1,576	53,232	935	39,953
25. Oil seeds, nuts and kernels, other .. .. .	"	1,573	98,949	687	46,899
26. Wood and timber .. .. .	Cubic ft.	196,412	116,822	200,718	100,153
27. Wool, sheep's and lambs' .. .. .	Centals of 100 lb.	25,561	435,580	30,501	529,243
28. Cotton, raw .. .. .	"	55,238	629,317	40,867	435,274
29. Sisal .. .. .	Ton	57,510	4,191,840	56,043	4,323,174
30. Salt .. .. .	"	752	7,847	681	11,163
31. Mica .. .. .	Centals of 100 lb.	—	—	5	250

DOMESTICS EXPORTS—(Contd.) Table 4—(Contd.)  
 QUANTITY AND VALUE OF THE PRINCIPAL DOMESTIC EXPORTS WITH THE CORRESPONDING FIGURES FOR 1961—(Contd.)

ARTICLES	Unit of Quantity	KENYA			
		Year, 1961		Year, 1962	
		Quantity	Value	Quantity	Value
32. Lead ore and concentrates .. .. .	Ton	—	£ —	—	£ —
33. Tin ore and concentrates .. .. .	"	—	—	—	—
34. Tungsten and wolfram .. .. .	"	—	—	—	—
35. Ores, metalliferous, other .. .. .	"	2	579	—	—
36. Ivory, elephant .. .. .	Centals of 100 lb.	719	60,140	900	71,729
37. Mangrove bark .. .. .	Ton	479	9,999	717	12,670
38. Wattle bark .. .. .	"	4,916	141,283	5,170	147,091
39. Gum copal and arabic .. .. .	Centals of 100 lb.	174	581	87	394
40. Pyrethrum .. .. .	"	56,747	808,483	34,065	440,923
41. Papain .. .. .	"	—	—	—	—
42. Kapok .. .. .	"	118	390	59	250
43. Pyrethrum extract .. .. .	"	6,610	2,266,878	8,355	2,723,486
44. Vegetable oils .. .. .	"	1,361	6,956	1,000	5,269
45. Beeswax .. .. .	"	314	5,768	929	15,848
46. Sodium carbonate (soda ash) .. .. .	Ton	142,673	1,586,983	111,201	1,241,445
47. Wattle bark extract .. .. .	"	16,994	765,244	16,449	724,731
48. Pencil slats .. .. .	" Cubic ft.	50,203	56,633	42,559	39,905
49. Wooden blocks and strips for parquet flooring .. .. .	"	81,870	49,099	82,326	51,392

DOMESTICS EXPORTS—(Contd.) Table 4—(Contd.)

QUANTITY AND VALUE OF THE PRINCIPAL DOMESTIC EXPORTS WITH THE CORRESPONDING FIGURES FOR 1961—(Contd.)

ARTICLES	Unit of Quantity	KENYA			
		Year, 1961		Year, 1962	
		Quantity	Value	Quantity	Value
50. Cement, building .. .. .	Ton	93,613	£ 418,083	103,879	£ 469,680
51. Silver .. .. .	Oz. Troy	37,836	12,015	46,304	16,393
52. Diamonds .. .. .	Carats	—	—	—	—
53. Copper and alloys, not refined and refined, unwrought .. .. .	Ton	3,667	510,105	4,006	480,796
54. Gold .. .. .	Oz. Troy	12,100	151,192	8,917	110,964
55. All other articles .. .. .	—	—	2,183,226	—	2,397,586
TOTAL .. .. .		—	£35,326,027	—	£37,913,088

## DOMESTIC EXPORTS

PRINCIPAL COUNTRIES OF DESTINATION WITH THE CORRESPONDING  
FIGURES FOR 1961

COUNTRIES OF DESTINATION	KENYA	
	1961	1962
	£	£
<b>BRITISH COMMONWEALTH—</b>		
United Kingdom .. .. .	8,504,578	10,186,050
Aden .. .. .	589,497	605,706
Australia .. .. .	495,417	681,891
Canada and Newfoundland .. .. .	1,102,106	945,643
Ceylon .. .. .	64,419	70,299
Eire .. .. .	144,225	193,653
Hong Kong .. .. .	239,649	264,031
India .. .. .	1,386,719	1,048,143
Malaya .. .. .	9,689	19,149
Mauritius .. .. .	443,809	383,190
New Zealand .. .. .	331,122	243,765
Pakistan .. .. .	161,410	156,700
Rhodesia and Nyasaland .. .. .	171,982	190,630
Singapore .. .. .	83,003	65,695
Zanzibar .. .. .	284,142	315,918
Other Parts .. .. .	355,739	511,236
<b>TOTAL BRITISH COMMONWEALTH .. £</b>	<b>14,385,506</b>	<b>15,890,699</b>
<b>FOREIGN COUNTRIES—</b>		
Argentina .. .. .	152,506	108,107
Belgium .. .. .	468,216	296,443
China .. .. .	53,564	170,471
Congo .. .. .	152,622	332,989
Denmark .. .. .	360,247	389,237
Egypt .. .. .	63,256	63,404
Finland .. .. .	130,418	111,418
France .. .. .	437,756	535,698
Germany, West .. .. .	5,859,727	7,475,827
Greece .. .. .	131,342	169,649
Iraq .. .. .	45,119	45,366
Israel .. .. .	99,301	115,216
Italy .. .. .	1,202,679	1,268,215
Japan .. .. .	1,403,614	1,226,736
Mozambique .. .. .	67,769	72,675
Netherlands .. .. .	1,287,302	1,533,580
Ruanda Urundi .. .. .	266,328	311,936
Somalia .. .. .	185,433	227,077

Table 5—(Contd.)

PRINCIPAL COUNTRIES OF DESTINATION WITH THE CORRESPONDING  
FIGURES FOR 1961—(Contd.)

COUNTRIES OF DESTINATION	KENYA	
	1961	1962
	£	£
<b>FOREIGN COUNTRIES—(Contd.)</b>		
South Africa .. .. .	1,213,699	1,103,427
Spain .. .. .	220,620	301,336
Sudan .. .. .	193,535	274,708
Sweden .. .. .	625,826	503,225
Switzerland .. .. .	60,718	119,332
United States of America .. .. .	5,018,469	3,753,713
Other Parts .. .. .	1,032,147	1,318,492
<b>TOTAL FOREIGN COUNTRIES .. .. .</b>	<b>20,732,213</b>	<b>21,828,277</b>
Ships' Stores .. .. .	208,308	194,112
<b>GRAND TOTAL .. .. .</b>	<b>35,326,027</b>	<b>37,913,088</b>

Table 6

**RE EXPORTS**  
**PRINCIPAL ARTICLES RE-EXPORTED WITH THE CORRESPONDING FIGURES FOR 1961**

ARTICLES	Unit of Quantity	KENYA			
		Year, 1961		Year, 1962	
		Quantity	Value £	Quantity	Value £
1. Metal scrap*	Ton	30,111	714,645	11,237	370,996
2. Aviation spirit	Imp. gal.	7,325,139	793,874	6,772,870	666,426
3. Motor spirit	"	1,806,533	73,816	1,771,250	68,554
4. Kerosene	"	1,102,219	47,608	1,079,561	47,893
5. Gas, diesel and other fuel oils	"	36,092,592	954,121	34,424,612	942,870
6. Lubricating oils (all types)	"	743,597	120,115	1,335,333	201,268
7. Cotton piece goods	Sq. yd.	2,060,994	200,245	966,729	83,097
8. Artificial silk piece goods	"	2,889,537	211,294	1,405,342	104,482
9. Machinery and transport equipment	"	—	1,832,320	—	2,706,548
10. All other articles	"	—	1,469,498	—	1,433,100
<b>TOTAL</b>		—	<b>£6,417,536</b>	—	<b>£6,625,234</b>

\*Originally imported into East Africa as machinery and metal manufactures.

Table 7

## RE-EXPORTS

PRINCIPAL COUNTRIES OF DESTINATION WITH THE CORRESPONDING  
FIGURES FOR 1961

COUNTRIES OF DESTINATION	KENYA	
	Year, 1961	Year, 1962
	£	£
<b>BRITISH COMMONWEALTH—</b>		
United Kingdom .. .. .	815,756	1,459,020
Aden .. .. .	96,861	169,230
Hong Kong .. .. .	62,159	21,740
India .. .. .	151,428	148,055
Mauritius .. .. .	55,568	37,886
Pakistan .. .. .	31,085	15,881
Rhodesia and Nyasaland .. .. .	84,723	117,011
Zanzibar .. .. .	267,915	248,055
Other Parts .. .. .	151,330	256,840
<b>TOTAL BRITISH COMMONWEALTH .. £</b>	<b>1,716,825</b>	<b>2,473,718</b>
<b>FOREIGN COUNTRIES—</b>		
Congo .. .. .	644,259	317,821
France .. .. .	130,418	49,305
Germany, West .. .. .	49,731	62,674
Italy .. .. .	39,943	61,019
Japan .. .. .	571,332	230,890
Madagascar .. .. .	38,885	64,010
Mozambique .. .. .	41,458	31,389
Netherlands .. .. .	54,448	64,236
Ruanda Urundi .. .. .	126,245	161,275
Somalia .. .. .	403,223	338,979
South Africa .. .. .	302,358	493,135
Sudan .. .. .	244,293	276,055
United States of America .. .. .	104,337	142,913
Other Parts .. .. .	130,082	231,002
<b>TOTAL FOREIGN COUNTRIES .. .. £</b>	<b>2,881,012</b>	<b>2,524,703</b>
Ships' Stores and Bunkers .. .. .	1,819,699	1,626,813
<b>GRAND TOTAL .. .. . £</b>	<b>6,417,536</b>	<b>6,625,234</b>

Table 8a

INTER-TERRITORIAL TRANSFERS OF GOODS GROWN, PRODUCED OR MANUFACTURED IN EAST AFRICA—1962  
FROM KENYA TO UGANDA AND TANGANYIKA

PRINCIPAL ITEMS	Unit of Quantity	KENYA			
		TO UGANDA		TO TANGANYIKA	
		Quantity	Value	Quantity	Value
1. Meat and meat preparations	Centals of 100 lb.	£ 10,654	£ 138,185	£ 30,872	£ 366,028
2. Milk and cream, fresh	Imp. gal.	2,311,729	401,034	71,291	12,428
3. Butter (including ghee)	Centals of 100 lb.	13,315	236,481	12,607	225,255
4. Cereals, unmilled	"	155,708	252,538	418,672	604,958
5. Wheat meal and flour	"	180,330	437,985	87,741	215,733
6. Meat and flour of maize (corn)	"	17,474	34,980	60	97
7. Malt	"	—	—	18,477	72,181
8. Biscuits	"	6,895	70,651	9,223	95,510
9. Potatoes, not including sweet potatoes	"	35,918	30,758	69,781	68,277
10. Beans, peas, lentils and pulses, dry	"	19,384	38,994	62,341	106,202
11. Onions	"	9,061	15,997	479	929
12. Sugar, not refined, including jaggery	"	42,205	58,466	18,903	25,835
13. Confectionery	"	463	3,371	3,466	19,582
14. Coffee roasted, including ground	"	8,625	90,312	6,351	78,020
15. Tea	"	3,231	56,616	26,627	553,953
16. Feeding stuff for animals	"	55,131	61,973	33,410	33,946
17. Margarine and shortenings	"	8,389	76,988	13,340	128,591
18. Beer	Imp. gal.	289,830	102,430	1,607,983	552,769
19. Tobacco, unmanufactured	Lb.	1,255,760	105,914	200,238	32,793

**Table 8a—(Contd.)**  
**INTER-TERRITORIAL TRANSFERS OF GOODS GROWN, PRODUCED OR MANUFACTURED IN EAST AFRICA—1962—(Contd.)**  
**FROM KENYA TO UGANDA AND TANGANYIKA**

PRINCIPAL ITEMS	Unit of Quantity	KENYA			
		TO UGANDA		TO TANGANYIKA	
		Quantity	Value £	Quantity	Value £
20. Cigarettes (including cigars and cheroots)	"	435,720	383,887	1,568,088	1,205,792
21. Tobacco, manufactured (including snuff)	"	355,253	172,911	15,599	11,843
22. Oil seeds, oil nuts and oil kernels	Centals of 100 lb.	23,885	43,039	6,496	18,390
23. Wood and timber	Cubic ft.	113,197	36,344	116,613	39,948
24. Salt	Centals of 100 lb.	8,858	4,790	5,588	2,087
25. Vegetable oils	"	9,210	40,333	17,467	102,802
26. Hydrogenated oils and fats	"	1,953	15,184	5,041	36,094
27. Paints, prepared	"	11,495	140,650	7,763	91,723
28. Soaps and cleansing preparations	"	75,199	408,598	101,257	548,073
29. Insecticides, disinfectants, cattle dips	"	25,808	339,719	10,716	99,260
30. Bicycle tyres	Number	297,766	—	190,994	—
31. Bicycle tubes	Centals of 100 lb.	4,466	114,541	2,839	75,217
32. Articles made of pulp, of paper and paperboard	Number	109,422	—	118,921	—
33. Cotton piece goods	Centals of 100 lb.	548	15,154	595	16,299
34. Fabrics of synthetic fibres and spun glass (including artificial silk piece goods)	Sq. yd.	265,181	266,486	1,052,134	260,839
	"	368,665	37,956	12,969	149,049
	"				1,377

**Table 8a—(Contd.)**  
**INTER-TERRITORIAL TRANSFERS OF GOODS GROWN, PRODUCED OR MANUFACTURED IN EAST AFRICA—1962—(Contd.)**  
**FROM KENYA TO UGANDA AND TANGANYIKA**

PRINCIPAL ITEMS	Unit of Quantity	KENYA			
		TO UGANDA		TO TANGANYIKA	
		Quantity	Value £	Quantity	Value £
35. Sisal bags and sacks for packing	.. .. .	1,125,655	219,136	496,841	73,030
36. Cement, building	.. .. .	248,999	99,294	2,258,061	564,929
37. Glassware	.. .. .	19,624	50,915	9,762	28,355
38. Plates and sheets, coated (iron)	.. .. .	67,410	307,790	65,114	285,989
39. Aluminium corrugated sheets	.. .. .	598	8,771	5,504	71,964
40. Steel doors and windows	.. .. .	8,198	90,360	12,808	167,058
41. Nails	.. .. .	14,006	45,921	16,896	52,923
42. Hollow-ware, enamelled	.. .. .	796	10,611	987	12,668
43. Household utensils, aluminium	.. .. .	4,512	77,358	9,532	169,561
44. Razor blades	.. .. .	2,988	3,805	2,857	3,455
45. Metal containers for transport and storage (including empty tin cans)	.. .. .	12,807	80,449	21,773	146,452
46. Pressure stoves	.. .. .	8,507	9,532	11,972	13,370
47. Hurricane lanterns	.. .. .	6,420	2,066	12,618	3,740
48. Metal furniture and fixtures	.. .. .	—	44,614	—	126,135
49. Clothing	.. .. .	—	402,195	—	710,752
50. Footwear	.. .. .	—	345,356	—	514,651
51. All other articles not included above	.. .. .	—	1,150,032	—	1,219,730
<b>TOTAL</b>	.. .. .	—	<b>£7,219,910</b>	—	<b>£10,016,632</b>

Table 8b

INTER-TERRITORIAL TRANSFERS OF GOODS GROWN, PRODUCED OR MANUFACTURED IN EAST AFRICA—1962—(Contd.)  
FROM UGANDA AND TANGANYIKA TO KENYA

PRINCIPAL ITEMS	Unit of Quantity	UGANDA TO KENYA		TANGANYIKA TO KENYA	
		Quantity	Value £	Quantity	Value £
1. Meat and meat preparations .. .. .	Centals of 100 lb.	23,372	163,026	5,937	53,650
2. Milk and cream, fresh .. .. .	Imp. gal.	—	—	—	—
3. Butter (including ghee) .. .. .	Centals of 100 lb.	26	323	4,492	51,908
4. Cereals, unmilled .. .. .	"	39,237	41,085	110,792	172,745
5. Wheat meal and flour .. .. .	"	312	687	16,901	39,826
6. Meat and flour of maize (corn) .. .. .	"	1,303	866	11	19
7. Malt .. .. .	"	—	—	—	—
8. Biscuits .. .. .	"	3,916	32,470	86	623
9. Potatoes, not including sweet potatoes .. .. .	"	242	209	70,992	66,610
10. Beans, peas, lentils and pulses, dry .. .. .	"	31,564	44,931	138,042	232,748
11. Onions .. .. .	"	—	—	77,139	141,594
12. Sugar, not refined, including jaggery .. .. .	"	802,905	1,627,279	897	1,580
13. Confectionery .. .. .	"	7,915	36,794	5,768	25,040
14. Coffee roasted, including ground .. .. .	"	84	1,029	109	1,246
15. Tea .. .. .	"	5,701	88,878	1,437	19,013
16. Feeding stuff for animals .. .. .	"	87,745	53,679	11,952	18,898
17. Margarine and shortenings .. .. .	"	1,826	15,160	322	1,631
18. Beer .. .. .	Imp. gal.	9,476	3,478	11,653	3,803
19. Tobacco, unmanufactured .. .. .	Lb.	2,275,637	333,618	702,157	57,976

Table 8b—(Contd.)  
 INTER-TERRITORIAL TRANSFERS OF GOODS GROWN, PRODUCED OR MANUFACTURED IN EAST AFRICA—1962—(Contd.)  
 FROM UGANDA AND TANGANYIKA TO KENYA

PRINCIPAL ITEMS	Unit of Quantity	UGANDA TO KENYA		TANGANYIKA TO KENYA	
		Quantity	Value £	Quantity	Value £
20. Cigarettes (including cigars and cheroots)	Lb.	876,946	476,195	—	—
21. Tobacco, manufactured (including snuff)	"	—	—	10,780	6,295
22. Oil seeds, oil nuts and oil kernels	Centals of 100 lb.	8,061	12,934	77,241	128,905
23. Wood and timber	Cubic ft.	36,600	23,609	96,538	43,664
24. Salt	Centals of 100 lb.	—	—	3,550	815
25. Vegetable oils	"	99,901	588,129	24,741	110,208
26. Hydrogenated oils and fats	"	19,743	135,065	489	3,063
27. Paints, prepared	"	274	3,298	6,546	29,896
28. Soaps and cleansing preparations	"	25,756	81,064	356	1,819
29. Insecticides, disinfectants, cattle dips	"	15	233	239	2,848
30. Bicycle tyres	Number	1,460	—	81	—
	Ctl. 100 lb.	23	520	1	42
31. Bicycle tubes	Number	1,949	—	300	—
	Ctl. 100 lb.	9	310	5	46
32. Articles made of pulp, of paper and paperboard	Sq. yd.	7,387,983	948,919	397,401	6,102
33. Cotton piece goods	"	—	2,448	—	51,710
34. Fabrics of synthetic fibres and spun glass (including artificial silk piece goods)	"	3,808	413	659,782	61,362
35. Sisal bags and sacks for packing	Number	6,000	1,000	502	75

Table 6b—(Contd.)

INTER-TERRITORIAL TRANSFERS OF GOODS GROWN, PRODUCED OR MANUFACTURED IN EAST AFRICA—1962—(Contd.)  
FROM UGANDA AND TANGANYIKA TO KENYA

PRINCIPAL ITEMS	Unit of Quantity	UGANDA TO KENYA		TO TANGANYIKA	
		Quantity	Value £	Quantity	Value £
36. Cement, building .. .. .	Centals of 100 lb.	13	7	106	47
37. Glassware .. .. .	"	88	221	375	761
38. Plates and sheets, coated (iron)	"	15	73	165	807
39. Aluminium corrugated sheets	"	29	519	98	1,658
40. Steel doors and windows	"	19	176	150	1,562
41. Nails .. .. .	"	1	4	113	303
42. Hollow-ware, enamelled .. .. .	"	2,920	47,283	6	100
43. Household utensils, aluminium	"	450	8,323	57	958
44. Razor blades .. .. .	"	1,134	1,498	19,900	13,338
45. Metal containers for transport and storage (including empty tin cans)	Thousands of Centals of 100 lb.	372	2,365	1,888	15,784
46. Pressure stoves .. .. .	Number	—	—	48	54
47. Hurricane lanterns .. .. .	"	—	—	60	14
48. Metal furniture and fixtures	"	—	1,578	—	213
49. Clothing .. .. .	—	—	4,353	—	7,765
50. Footwear .. .. .	—	—	9,940	—	187,154
51. All other articles not included above	—	—	591,546	—	387,425
TOTAL .. .. .	—	—	£5,385,526	—	£1,953,712

Table 9

VOLUME OF TRADE, 1962 WITH THE CORRESPONDING FIGURES FOR 1961

	KENYA	
	1961	1962
	£	£
NET IMPORTS—		
Commercial .. .. .	61,988,206	63,800,629
Government .. .. .	6,948,742	5,693,664
TOTAL .. .. .	£ 68,936,948	69,494,273
DOMESTIC EXPORTS .. .. .	35,326,027	37,913,088
RE-EXPORTS .. .. .	6,417,536	6,625,234
TOTAL .. .. .	£ 41,743,563	44,538,322
VOLUME OF TRADE .. .. .	£ 110,680,511	114,032,595

Table 10

REVENUE COLLECTED IN 1962

	KENYA
	Net Collection
	£
Import Duty .. .. .	12,579,229
Sundries .. .. .	27,091
TOTAL CUSTOMS REVENUE .. .. .	£ 12,606,312
Excise Duty .. .. .	4,674,636
TOTAL CUSTOMS AND EXCISE REVENUE .. .. .	£ 17,280,948
Other Territorial Revenue .. .. .	61,532
GRAND TOTAL .. .. .	£ 17,342,480

## APPENDIX 7

## HOSPITAL BEDS AS AT 31st DECEMBER, 1961

NAME AND LOCATION OF HOSPITAL	General	Obstetrics	T.B.	Isolation	Mental
NAIROBI					
King George VI Hospital, Nairobi .. ..	727	—	—	—	—
Mathari Hospital, Nairobi .. ..	—	—	—	—	721
Orthopaedic Centre, Nairobi .. ..	40	—	—	—	—
Infectious Diseases Hospital, Nairobi ..	—	—	168	98	—
NYANZA PROVINCE					
Nyanza Province General Hospital, Kisumu ..	184	22	52	23	—
Victoria Hospital, Kisumu .. ..	12	4	—	—	—
District Hospital, Kakamega .. ..	150	40	34	4	—
District Hospital, Kisii .. ..	137	33	38	—	—
District Hospital, Kericho .. ..	97	15	6	16	—
District Hospital, Bungoma .. ..	100	23	—	—	—
Kapkatet (Kericho) .. ..	26	10	—	20	—
CENTRAL PROVINCE					
Central Province General Hospital, Nyeri ..	100	20	64	19	2
District Hospital, Kiambu .. ..	122	25	16	18	—
District Hospital, Fort Hall .. ..	151	36	24	2	6
District Hospital, Meru .. ..	102	29	25	—	—
District Hospital, Thika .. ..	106	6	—	6	—
District Hospital, Embu .. ..	68	15	—	2	—
District Hospital, Nanyuki .. ..	42	6	7	7	—
Kerugoya Hospital (Embu) .. ..	84	21	8	—	—
Karatina Hospital (Nyeri) .. ..	12	—	—	—	—
Tigoni Hospital (Kiambu) .. ..	22	—	—	—	—
Muriranjias Hospital (Fort Hall) .. ..	31	22	16	2	—
COAST PROVINCE					
Coast Province General Hospital, Mombasa ..	366	—	—	—	—
Port Reitz Chest Hospital, Mombasa .. ..	—	—	168	50	—
District Hospital, Kilifi .. ..	62	12	17	—	—
District Hospital, Msambweni (Kwale) .. ..	51	6	25	20	—
Kwale Hospital (Kwale) .. ..	10	—	—	—	—
Kipini Hospital (Lamu) .. ..	26	—	—	—	—
District Hospital, Lamu .. ..	21	6	—	4	—
District Hospital, Wesu (Taita) .. ..	42	6	8	16	—
Malindi Hospital (Kilifi) .. ..	36	2	—	—	—
Taveta Hospital (Taita) .. ..	37	6	—	—	—
Voi Hospital (Taita) .. ..	54	4	8	8	—
District Hospital, Galole (Tana River) .. ..	30	6	4	4	—
RIFT VALLEY PROVINCE					
Rift Valley Province General Hospital, Nakuru	212	20	44	15	—
District Hospital, Kapsabet (Nandi) .. ..	90	6	—	6	—
District Hospital, Eldoret (Uasin Gishu) ..	106	16	3	5	—
District Hospital, Kitale (Trans Nzoia) ..	113	10	9	—	—
District Hospital, Kapenguria (West Suk) ..	36	—	—	2	—
District Hospital, Kabarnet .. ..	52	8	8	4	—
District Hospital, Tambach (Elgeyo Marakwet)	40	10	—	7	—
District Hospital, Thomson's Falls (Laikipia)	17	—	—	—	—
District Hospital, Maralal (Samburu) .. ..	26	2	—	2	—
District Hospital, Naivasha .. ..	31	6	—	—	—
Nandi Hills .. ..	30	—	—	—	—
Londiani Hospital (Nakuru) .. ..	24	13	4	—	—
Molo Hospital (Nakuru) .. ..	45	7	—	9	—
Rumuruti Hospital (Laikipia) .. ..	15	—	—	—	—
Wamba Hospital (Samburu) .. ..	20	—	—	—	—

## APPENDIX 7—(Contd.)

## HOSPITAL BEDS AS AT 31st DECEMBER, 1961

NAME AND LOCATION OF HOSPITAL	General	Obstetrics	T.B.	Isolation	Mental
SOUTHERN PROVINCE					
Southern Province General Hospital, Machakos	127	17	32	13	—
District Hospital, Kitui .. .. .	73	12	7	—	—
District Hospital, Narok .. .. .	56	6	8	10	—
District Hospital, Kajiado .. .. .	62	—	7	—	—
Kangundo Hospital (Machakos) .. .. .	52	10	—	—	—
Makindu Hospital (Machakos) .. .. .	51	—	—	—	—
NORTHERN PROVINCE					
District Hospital, Wajir .. .. .	42	—	—	10	—
District Hospital, Moyale .. .. .	44	—	—	—	—
District Hospital, Marsabit .. .. .	17	—	—	3	—
District Hospital, Mandera .. .. .	24	—	—	2	—
District Hospital, Garissa .. .. .	20	—	—	4	—
District Hospital, Lodwar (West Suk) .. .. .	32	—	—	—	—
District Hospital, Isiolo .. .. .	6	—	—	—	—
Lokitaung Hospital (West Suk) .. .. .	12	—	—	—	—
TOTAL BEDS.. .. .	4,523	518	810	411	729

OVERALL TOTAL OF BEDS IN GOVERNMENT HOSPITALS—6,991.

## APPENDIX 8

## MEMBERS OF LEGISLATIVE COUNCIL—1962

*Speaker*

Mr. Humphrey Slade

*Deputy Speaker and Chairman of Committees*

Mr. J. J. M. Nyagah

*Ministers**(Prior to the formation of the Coalition Government)*

Leader of the House (Mr. R. G. Ngala).

Minister for Legal Affairs (Mr. A. M. F. Webb, Q.C.).

Minister for Finance and Development (Mr. K. W. S. MacKenzie, C.M.G.).

Minister for Defence (Sir Anthony Swan, Bt., C.M.G., C.B.E.).

Minister for Education (Mr. D. T. arap Moi).

Minister for Agriculture, Animal Husbandry and Water Resources (Sir Michael Blundell, K.B.E.).

Minister for Commerce and Industry and Communications (Mr. P. M. Muliro).

Minister for Health and Social Affairs (Mr. B. Mate).

Minister for Labour and Housing (Mr. T. Towett).

Minister for Local Government and Lands (Mr. W. B. Havelock).

Minister for Tourism, Forests and Wild Life (Air Commodore E. L. Howard-Williams, M.C.).

Minister for Works (Mr. A. B. Jamidar).

Mr. G. J. Ellerton acted as Minister for Defence from 15th to 30th March.

*Parliamentary Secretaries*

Parliamentary Secretary (Office of the Leader of the House (Mr. M. S. Amalemba, C.B.E.).

Parliamentary Secretary for Finance and Development (Mr. P. J. H. Okondo).

Parliamentary Secretary for Agriculture, Animal Husbandry and Water Resources (Mr. J. K. ole Tipis).

Parliamentary Secretary for Education (Mr. R. A. Macleod and Mr. R. S. Matano).

Parliamentary Secretary for Commerce, Industry and Communications (Sheikh M. A. Alamoody).

Parliamentary Secretary for Health and Social Affairs (Mrs. A. W. Shaw).

Parliamentary Secretary for Local Government and Lands (Mr. A. Kilelu).

Parliamentary Secretary for Tourism, Forests and Wild Life (Mr. J. L. N. ole Konchellah).

### MINISTERS

*(After the formation of the Coalition Government)*

Ministers of State for Constitutional Affairs:—

Administration (Mr. R. G. Ngala); Economic Planning (Mr. J. Kenyatta).

Minister for Legal Affairs (Mr. A. M. F. Webb, Q.C.).

Minister for Finance (Mr. J. S. Gichuru).

Minister for Defence (Sir Anthony Swann, Bt. C.M.G., C.B.E.).

Minister for Agriculture and Animal Husbandry (Sir Michael Blundell, K.B.E.).

Minister for Commerce and Industry (Mr. P. M. Muliro).

Minister for Education (Mr. L. G. Sagini).

Minister for Health and Housing (Mr. F. M. Mati).

Minister for Labour (Mr. T. J. Mboya).

Minister for Land Settlement and Water Development (Mr. B. R. McKenzie, D.S.O., D.F.C.).

Minister for Lands, Surveys and Town Planning (Mr. T. Towett).

Minister for Social Services (Mr. B. Mate).

Minister for Tourism, Forests and Wild Life (Mr. A. B. Jamidar).

Minister for Works and Communications (Mr. T. M. Chokwe).

### *Parliamentary Secretaries*

Parliamentary Secretaries for Constitutional Affairs and Administration (Mr. M. S. Amalemba and Mr. R. A. Macleod).

Parliamentary Secretaries for Constitutional Affairs and Economic Planning (Mr. Chanan Singh and Dr. J. G. Kiano, Ph.D.).

- Parliamentary Secretary for Finance (Sheikh M. A. Alamoody).
- Parliamentary Secretary for Defence (J. K. ole Tipis and Mr. H. N. Mulli).
- Parliamentary Secretary for Agriculture and Animal Husbandry (Mr. D. Mwanyumba).
- Parliamentary Secretary for Education (Mr. R. S. Matano and Mr. J. H. Angaine).
- Parliamentary Secretary for Health and Housing (Mr. J. L. H. ole Konchellah).
- Parliamentary Secretary for Labour, (Mr. A. Kilelu).
- Parliamentary Secretary for Land Settlement and Water Development (Mr. A. M. Jeneby).
- Parliamentary Secretary for Lands, Surveys and Town Planning (Mr. C. M. G. Argwings-Kodhek).
- Parliamentary Secretary for Local Government (Mr. P. D. Marrian).
- Parliamentary Secretary for Social Services (Mr. S. K. Anjarwalla).
- Parliamentary Secretary for Works and Communications (Mr. P. J. H. Okondo).
- Parliamentary Secretary for Tourism, Forests and Wild Life (Mr. J. Keen).

*Constituency Members*

- The Hon. R. S. Alexander (Nairobi Suburban).
- † The Hon. M. S. Amalemba, C.B.E. (North Nyanza).
- The Hon. J. H. Angaine (Meru).
- † The Hon. S. K. Anjarwalla (Mombasa Tudor and Old Town).
- The Hon. P. A. Areman (Northern Province West).
- † The Hon. C. M. G. Argwings-Kodhek (Central Nyanza).
- The Hon. S. A. Ayodo (South Nyanza).
- The Hon. O. S. Basaddiq (Protectorate).
- The Hon. Sir Michael Blundell, K.B.E. (Rift Valley).
- † The Hon. T. M. Chokwe (Mombasa West).
- The Hon. R. P. Cleasby (Mombasa East).
- The Hon. D. L. Cole, M.B.E. (North Kenya).
- † The Hon. J. S. Gichuru (Kiambu).
- † The Hon. W. B. Havelock (Nairobi South West).

Air Commodore the Hon. E. L. Howard-Williams, M.C. (Nairobi West).

The Hon. A. H. Jamal (Kisumu).

† The Hon. A. B. Jamidar (Nairobi Central).

† The Hon. A. M. Jeneby (Tana and Lamu).

† The Hon. J. Keen (Kajiado).

† The Hon. J. Kenyatta (Fort Hall).

The Hon. A. R. Khalif (North Province East).

\* The Hon. E. E. Khasakhala (North Nyanza).

† The Hon. J. G. Kiano, Ph.D. (Fort Hall).

The Hon. D. B. Kohli (Kisumu).

† The Hon. P. D. Marrian (Central Rural).

† The Hon. R. S. Matano (Kwale).

† The Hon. B. Mate (Meru).

† The Hon. F. M. G. Mati (Kitui).

† The Hon. T. J. Mboya (Nairobi East).

† The Hon. D. T. arap Moi (Baringo).

† The Hon. P. M. Muliro (Elgon-Nyanza).

† The Hon. H. N. Mulli (Machakos).

The Hon. W. C. Murgor (Elgeyo-Suk).

† The Hon. D. Mwanyumba (Taita).

The Hon. E. N. Mwendwa (Kitui).

The Hon. Sheikh A. Nassir (Mombasa Central).

† The Hon. R. G. Ngala (Kilifi).

The Hon. G. W. Nthenge (Machakos).

‡ The Hon. J. J. M. Nyagah (Embu).

The Hon. A. O. Odinga (Central Nyanza).

The Hon. A. J. Pandya (Mombasa Liwatoni).

† The Hon. L. G. Sagini (Kisii).

The Hon. C. W. Salter, Q.C. (Nairobi West).

The Hon. M. J. Seroney (Nandi).

The Hon. K. P. Shah (Nairobi Central).

The Hon. Mrs. A. R. Shaw, O.B.E. (Kericho).

† The Hon. Chanan Singh (Nairobi South).

† The Hon. J. K. ole Tipis (Narok).

† The Hon. T. Towett (Kipsigis).

The Hon. W. Wabuge (Nakuru Town).

The Hon. L. R. M. Welwood (West Kenya).

The Hon. V. Wokabi (Nyeri).

The Hon. Zafrud-Deen (Nairobi North East).

*National Members*

- † The Hon. Sheikh M. A. Alamoody.  
The Hon. F. R. S. de Souza, Ph.D.
- \* The Hon. D. Q. Erskine.
- † The Hon. A. Kilelu.
- † The Hon. J. L. N. ole Konchellah.
- † The Hon. R. A. Macleod.
- † The Hon. B. R. MacKenzie, D.S.O., D.F.C.
- † The Hon. J. Mohamed.  
The Hon. F. W. Odede.
- † The Hon. P. J. H. Okondo.  
The Hon. S. S. Patel.  
The Hon. J. L. Porter.

*Nominated Members*

- The Hon. J. H. Butter, C.M.G., M.B.E., (Permanent Secretary to the Treasury).
- The Hon. B. Maisori.
- The Hon. Sheikh S. M. Muhashamy, M.B.E. (Liwali for the Coast).
- The Hon. P. Rurumban.

---

‡ Denotes the Deputy Speaker and Chairman of the Committees.

† Also included in the list of Ministers of the list of Parliamentary Secretaries.

\* Denotes Government Whips.

## APPENDIX 9

## COUNCIL OF STATE

- The Hon. Sir Donald MacGillivray, C.M.G., M.B.E., *Chairman*.
- The Hon. J. F. H. Hamilton, *Deputy Chairman*.
- Lieutenant-Colonel the Hon. S. G. Ghersie, C.B.E.
- The Hon. Chief Wilson Thuvu.
- The Hon. C. H. Williams, C.M.G., O.B.E.
- The Hon. K. S. A. Jeneby.
- The Hon. A. H. Nurmohamed.
- The Hon. S. D. Karve, O.B.E., M.B., B.S.
- The Hon. J. Mwangi.
- The Hon. J. L. Riddoch, C.B.E.

## APPENDIX 10

## COMMONWEALTH AND FOREIGN COUNTRIES WITH OFFICES IN KENYA

- AUSTRIA.—Austrian Consulate, Sadler House, Sadler Street, P.O. Box 1737, Nairobi.
- AUSTRALIA.—Australian Government Trade Commissioner's Office, Prudential Assurance Building, Eliot Street, Nairobi, P.O. Box 4719.
- DENMARK.—Royal Danish Consulate, Barclays Bank's Buildings, Stewart Street, P.O. Box 412, Nairobi.
- ETHIOPIA.—Imperial Ethiopian Consulate-General, Jetha House, City Square, Government Road, P.O. Box 5198, Nairobi.
- FINLAND.—Consulate of Finland, Express House, Kilindini Road, P.O. Box 39, Mombasa.
- FRANCE.—Consulate-General of France, Coronation Avenue, P.O. Box 1784, Nairobi.
- GERMANY.—Consulate-General of the Federal Republic of Germany, Consular House, Coronation Avenue, P.O. Box 30180, Nairobi.
- GREECE.—Royal Consulate-General of Greece, Barclays Bank Building, Stewart Street, P.O. Box 6219, Nairobi.
- INDIA.—Commission of India in British East Africa, Life Insurance Corporation Building, Coronation Avenue, P.O. Box 30074, Nairobi.
- ISRAEL.—Consulate of Israel, Mansion House, P.O. Box 30354, Nairobi.
- ITALY.—Italian Consulate-General, Prudential Assurance Building, Eliot Street, P.O. Box 30107, Nairobi.
- JAPAN.—Consulate-General of Japan, Ottoman Bank Building, Delamere Avenue, P.O. Box 20202, Nairobi.
- KUWAIT.—Kuwait Agency, P.O. Box 2353, Nairobi.
- NETHERLANDS.—Consulate-General of the Netherlands, 3rd Floor, Baring Arcade, Delamere Avenue, P.O. Box 1537, Nairobi.
- NORWAY.—Royal Norwegian Consulate, Thoresen & Co. (E.A.) Ltd., 70, Victoria Street, P.O. Box 6363, Nairobi.
- PAKISTAN.—The Commission of Pakistan, Crescent House, Gulzar Street, P.O. Box 30045, Nairobi.
- PORTUGAL.—Consulate-General of Portugal, Braidwood House, Victoria Street, P.O. Box 174, Nairobi.
- RHODESIA AND NYASALAND.—Commission for the Federation of Rhodesia and Nyasaland, Mutual Building, Hardinge Street, P.O. Box 1612, Nairobi.
- SOMALIA.—Consulate-General of the Somali Republic, Baring Arcade, Delamere Avenue, P.O. Box 30278, Nairobi.
- SWEDEN.—Royal Swedish Consulate-General, Norwich Union House, Queensway, P.O. Box 432, Nairobi.

## APPENDIX 11

## ANTICIPATED OUTPUT OF LOCALIZATION TRAINEES FROM DEPARTMENTAL TRAINING SCHEMES (1962-65)

DESIGNATION OF POST	SCALE	1962	1963	1964	1965
Assistant Fisheries Officers .. .. .	C	3	—	1	1
Assistant Game Warden .. .. .	C	—	—	—	3
Assistant Conservator of Forests .. .. .	A	—	—	1	1
Forester .. .. .	C	12	15	15	15
Junior Survey Assistant .. .. .	E+	35	32	34	34
Survey Assistants .. .. .	C	4	8	12	12
Assistant Surveyors .. .. .	B	—	—	2	2
Staff Surveyors .. .. .	A	—	1	—	—
Cartographers .. .. .	E+	24	12	12	12
Cartographers .. .. .	C	—	19	10	10
Map Reproduction Machiner Operator .. .. .	E+	2	1	2	2
Assistant Lithographers .. .. .	C	—	1	1	1
Junior Land Assistant .. .. .	C	—	—	2	2
Registrar of Titles .. .. .	A	3	—	—	—
Local Government Financial Officers .. .. .	B	1	1	2	2
Surgical Specialists .. .. .	A	1	3	1	1
Medical Specialists .. .. .	A	—	1	—	—
Medical Officer of Health (Administration) .. .. .	A	1	—	1	—
Medical Officer of Health .. .. .	A	6	3	3	2
Health Inspectors .. .. .	C	—	6	7	10
Laboratory Technicians .. .. .	C	—	5	3	3
Specialist Psychiatrist .. .. .	A	—	—	1	—
Physiotherapist .. .. .	C	—	—	1	1
Hospital Administrator .. .. .	C	—	1	—	1
Nurse Psychiatrist .. .. .	C	—	2	1	4
Radiologists .. .. .	A	—	2	—	1
Nursing Sisters (S.C.M.) .. .. .	N	6	—	—	—
Nursing Sisters (K.R.N.) .. .. .	C	10	20	20	50
Inspector of Explosives .. .. .	C	—	—	1	—
Mineral Dressing Assistant .. .. .	C	—	1	1	—
Executive Officers and Economic Division .. .. .	C	2	3	3	3
Airport Receptionist .. .. .	C	1	3	3	3
Apron Marshalls .. .. .	C	—	3	5	4
Inspector of Weights and Measures .. .. .	C	—	—	—	3
Education Officer (Administration) .. .. .	B	24	12	—	—
Senior Assistant Technical Instructor .. .. .	C	16	16	16	16
Teachers .. .. .	E. T-B	55	36	16	16
Immigration Officer .. .. .	B	—	1	6	6
Assistant Registrar-General .. .. .	A	1	1	1	1
Executive Staff (Legal Department) .. .. .	C	—	—	1	1
Crown Counsel .. .. .	A	1	1	2	2
Librarian .. .. .	B	—	—	2	—
Clerk Assistant .. .. .	B	—	1	—	—
Serjeant-at-Arms .. .. .	B	—	1	—	—
Auditors .. .. .	B	—	1	2	2
Junior Examiners of Accounts .. .. .	C	—	12	12	6
Embassy Counsellors and First Secretaries .. .. .	A or Super	—	12	—	—
District Officers/D.A. .. .. .	A or C	104	48	48	24
District Assistants .. .. .	C	—	48	48	48
Senior Officers .. .. .	A or C	—	12	24	24
Executive Officers (Common Cadre) .. .. .	C	150	260	260	260
Senior Officers (Common Cadre) .. .. .	C	—	48	48	48
Junior Officers (Common Cadre) .. .. .	C	—	48	48	48
Secretaries/Stenographers .. .. .	C	27	60	100	100
Indentured Learners (M.O.W.) .. .. .	C	—	6	6	36
Road Foreman .. .. .	C	—	20	20	20
Assistant Agricultural Officers .. .. .	C	20	6	50	75
Livestock Officers .. .. .	C	—	11	40	50
		509	795	895	966

GRAND TOTAL 3,165

## APPENDIX 11—(Contd.)

	1962	1963	1964	1965	1966	Total
<b>ADMINISTRATIVE WING</b>						
District Officers and Assistant Secretaries	104	48	48	24	24	248
District Assistants .. .. .	—	48	48	48	24	168
"B" Type Courses for Senior Officers	—	12	24	24	24	84
<b>EXECUTIVE COURSES</b>						
Accounts .. .. . } Specialist Establishments .. .. } 3 months Office Management .. } courses.	100	210	210	210	210	940
Senior Common Cadre .. .. .	—	48	48	48	48	192
Junior Common Cadre .. .. .	—	48	48	48	48	192

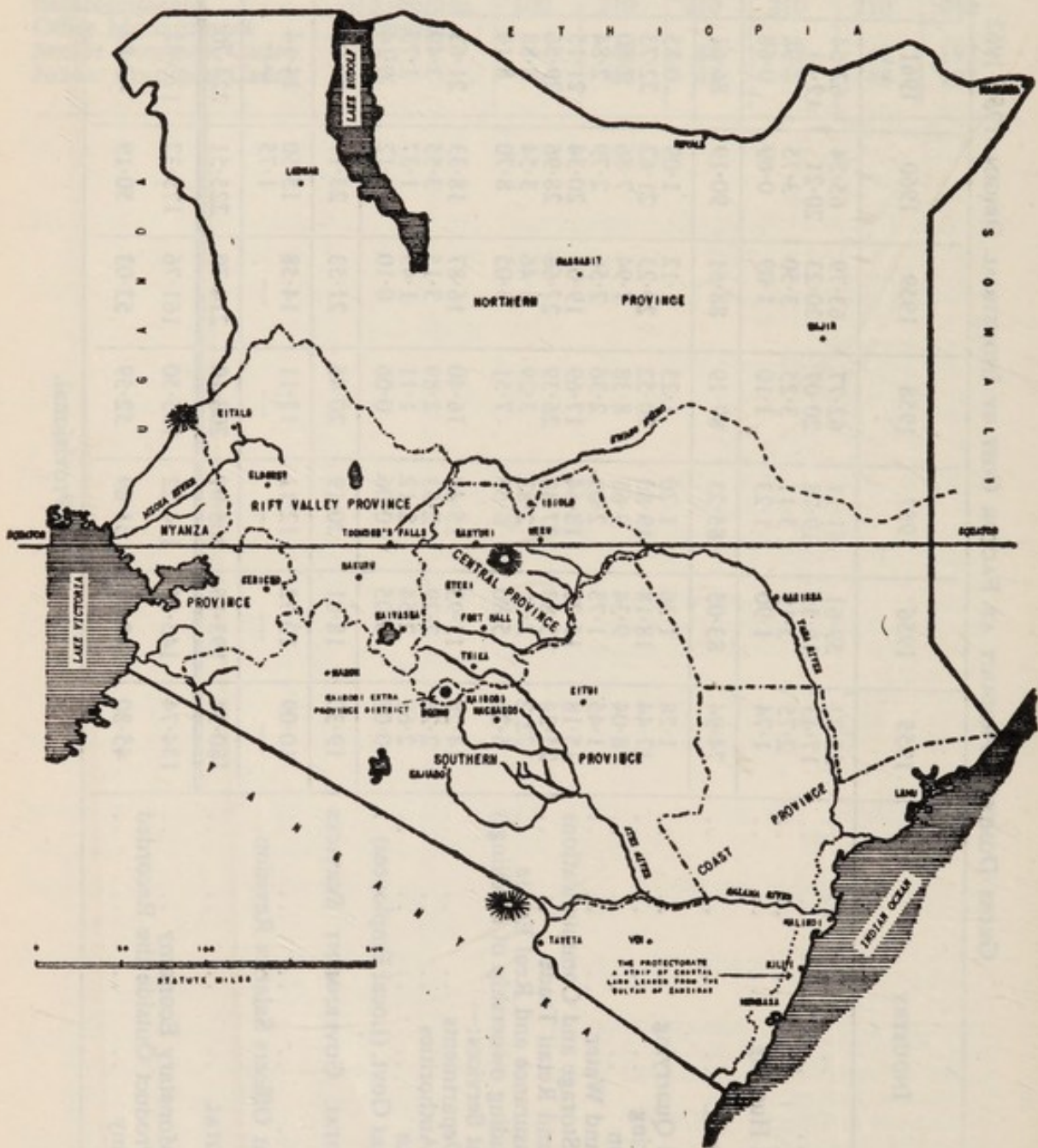
## GROSS DOMESTIC PRODUCT AT FACTOR COST BY INDUSTRIAL ORIGIN, 1955-1962

£ million

INDUSTRY	GROSS DOMESTIC PRODUCT AT FACTOR COST BY INDUSTRIAL ORIGIN, 1955-1962										PERCENTAGE	
	1955	1956	1957	1958	1959	1960	1961	1962*	1955	1962		
Agriculture .. .. .	53.02	59.61	61.11	62.77	63.79	65.54	62.54	75.04	29.37	30.84		
Livestock .. .. .	17.43	18.35	19.78	20.07	20.23	20.21	19.41	21.01	9.65	8.63		
Forestry .. .. .	2.75	3.19	3.11	3.25	3.50	3.75	3.98	5.81	1.52	2.39		
Fishing and Hunting .. .. .	1.74	1.90	1.23	1.10	1.09	0.69	0.68	1.00	0.96	0.41		
TOTAL .. .. .	74.94	83.05	85.23	87.19	88.61	90.19	86.61	102.85	41.51	42.27		
Mining and Quarrying .. .. .	1.28	1.36	1.26	1.23	1.12	1.09	0.85	0.82	0.71	0.34		
Manufacturing .. .. .	17.44	18.18	19.80	20.52	20.23	21.62	22.73	23.04	9.66	9.47		
Construction .. .. .	8.04	9.34	9.63	8.38	7.94	7.86	7.80	6.76	4.45	2.78		
Electricity and Water .. .. .	1.45	1.75	2.09	2.36	2.56	2.79	2.84	2.98	0.80	1.22		
Transport, Storage and Communications .. .. .	15.18	15.78	18.64	17.69	19.03	20.34	21.15	22.21	8.41	9.13		
Wholesale and Retail Trade .. .. .	25.34	25.83	27.48	26.39	27.68	28.96	29.56	30.02	14.04	12.34		
Banking, Insurance and Real Estate .. .. .	22.2	2.52	2.83	3.29	3.46	3.54	3.88	4.01	1.23	1.65		
Rents (including ownership of dwellings) .. .. .	5.26	5.80	6.65	7.51	8.05	8.70	8.14	8.39	2.91	3.45		
Government Services:—												
Civil Departments .. .. .	14.28	13.93	15.48	16.40	16.87	18.33	21.63	21.94	7.91	9.01		
Local Authorities .. .. .	2.26	2.29	2.53	2.89	3.15	3.55	3.49	4.09	1.25	1.68		
Defence .. .. .	2.68	2.54	2.12	1.11	1.43	1.37	1.75	1.83	1.48	0.75		
Overseas Govt. (Local Employees) .. .. .	0.08	0.05	0.06	0.06	0.10	0.12	0.14	0.16	0.04	0.07		
TOTAL GOVERNMENT SERVICES .. .. .	19.30	18.81	20.19	20.46	21.53	23.17	27.00	28.02	10.69	11.52		
Services .. .. .	10.09	10.73	12.11	13.11	14.58	15.50	14.14	14.21	5.59	5.84		
Government Officers Salaries Revision .. .. .	—	—	—	—	—	1.75	—	—	—	—		
TOTAL .. .. .	180.54	193.15	205.91	208.10	214.79	225.51	224.70	243.31	100.00	100.00		
Recorded Monetary Economy .. .. .	134.74	145.15	154.22	155.50	161.76	175.32	176.81	180.01	74.63	73.98		
Imported Product Outside the Recorded Economy .. .. .	45.80	48.00	51.69	52.59	53.03	50.19	47.89	63.30	25.37	26.02		

\*Provisional.

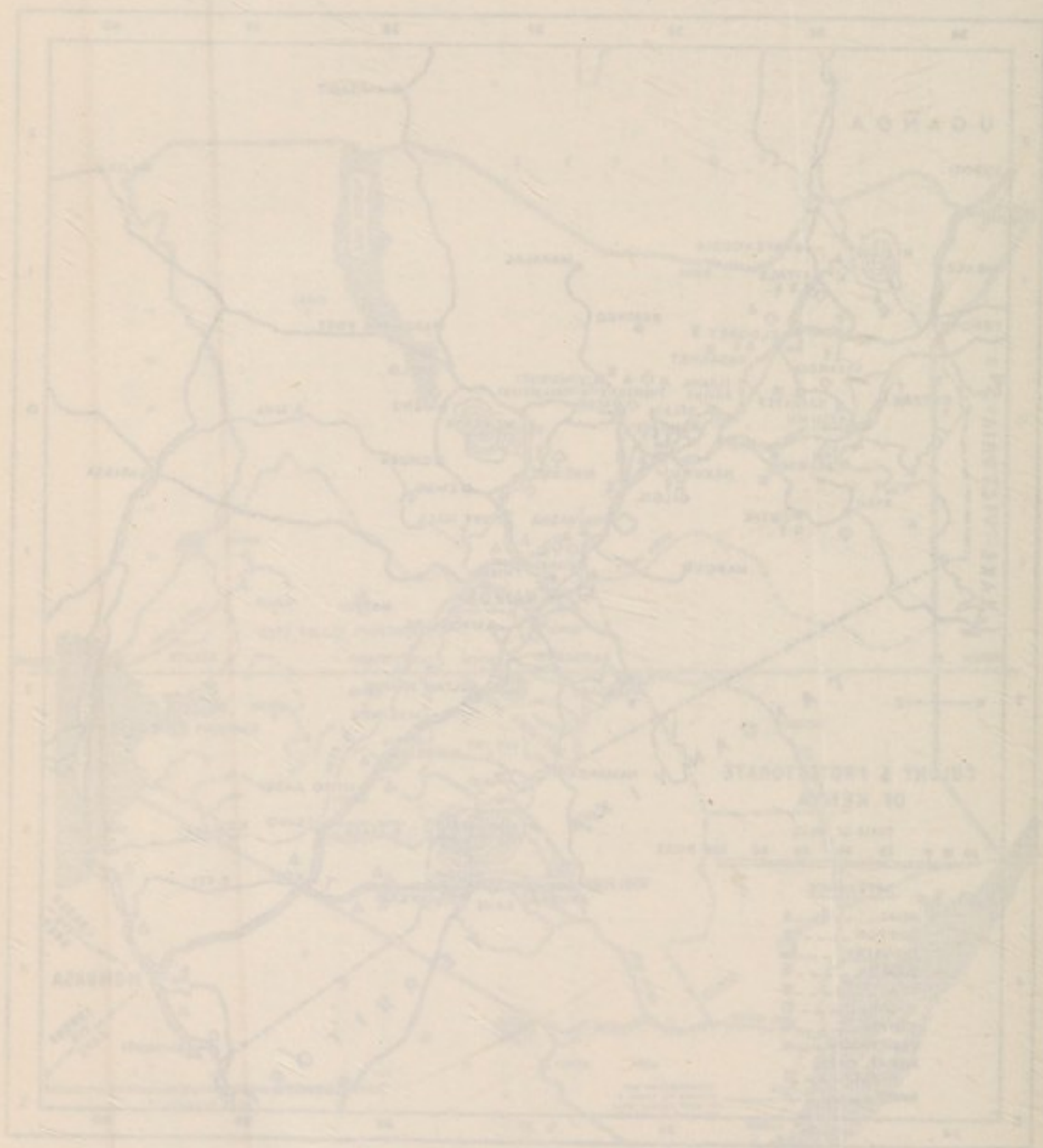
### ADMINISTRATIVE AREAS 1962



### AREAS OF AGRICULTURE AND INDUSTRY

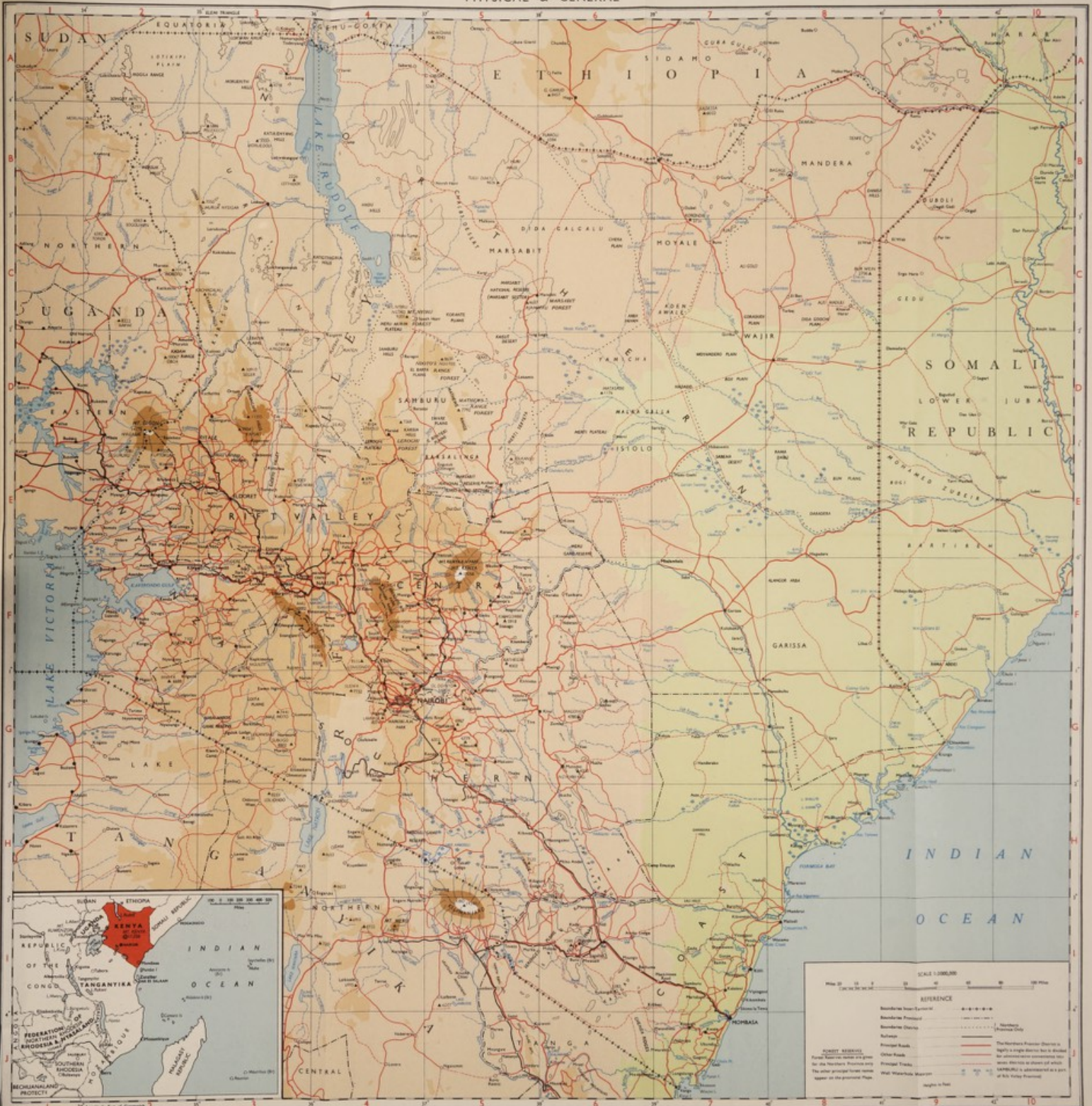


AREAS OF AGRICULTURE AND INDUSTRY  
OF SASKATCHEWAN



# KENYA

## PHYSICAL & GENERAL



SCALE 1:500,000

Miles 0 10 20 30 40 50 60 70 80 90 100  
 Kilometers 0 20 40 60 80 100 120 140 160

**REFERENCE**

Boundary (Type I)	—•—•—•—•—	The Northern Frontier District is highly a large district but is divided for administrative convenience into small districts or areas of which KAPRUBA is administered as part of its Valley District.
Boundary (Type II)	—•—•—•—•—	
Boundary (Type III)	—•—•—•—•—	
Boundary (Type IV)	—•—•—•—•—	
Boundary (Type V)	—•—•—•—•—	
Boundary (Type VI)	—•—•—•—•—	
Boundary (Type VII)	—•—•—•—•—	
Boundary (Type VIII)	—•—•—•—•—	
Boundary (Type IX)	—•—•—•—•—	
Boundary (Type X)	—•—•—•—•—	
Boundary (Type XI)	—•—•—•—•—	
Boundary (Type XII)	—•—•—•—•—	
Boundary (Type XIII)	—•—•—•—•—	
Boundary (Type XIV)	—•—•—•—•—	
Boundary (Type XV)	—•—•—•—•—	
Boundary (Type XVI)	—•—•—•—•—	
Boundary (Type XVII)	—•—•—•—•—	
Boundary (Type XVIII)	—•—•—•—•—	
Boundary (Type XIX)	—•—•—•—•—	
Boundary (Type XX)	—•—•—•—•—	
Boundary (Type XXI)	—•—•—•—•—	
Boundary (Type XXII)	—•—•—•—•—	
Boundary (Type XXIII)	—•—•—•—•—	
Boundary (Type XXIV)	—•—•—•—•—	
Boundary (Type XXV)	—•—•—•—•—	
Boundary (Type XXVI)	—•—•—•—•—	
Boundary (Type XXVII)	—•—•—•—•—	
Boundary (Type XXVIII)	—•—•—•—•—	
Boundary (Type XXIX)	—•—•—•—•—	
Boundary (Type XXX)	—•—•—•—•—	
Boundary (Type XXXI)	—•—•—•—•—	
Boundary (Type XXXII)	—•—•—•—•—	
Boundary (Type XXXIII)	—•—•—•—•—	
Boundary (Type XXXIV)	—•—•—•—•—	
Boundary (Type XXXV)	—•—•—•—•—	
Boundary (Type XXXVI)	—•—•—•—•—	
Boundary (Type XXXVII)	—•—•—•—•—	
Boundary (Type XXXVIII)	—•—•—•—•—	
Boundary (Type XXXIX)	—•—•—•—•—	
Boundary (Type XL)	—•—•—•—•—	
Boundary (Type XLI)	—•—•—•—•—	
Boundary (Type XLII)	—•—•—•—•—	
Boundary (Type XLIII)	—•—•—•—•—	
Boundary (Type XLIV)	—•—•—•—•—	
Boundary (Type XLV)	—•—•—•—•—	
Boundary (Type XLVI)	—•—•—•—•—	
Boundary (Type XLVII)	—•—•—•—•—	
Boundary (Type XLVIII)	—•—•—•—•—	
Boundary (Type XLIX)	—•—•—•—•—	
Boundary (Type L)	—•—•—•—•—	
Boundary (Type LI)	—•—•—•—•—	
Boundary (Type LII)	—•—•—•—•—	
Boundary (Type LIII)	—•—•—•—•—	
Boundary (Type LIV)	—•—•—•—•—	
Boundary (Type LV)	—•—•—•—•—	
Boundary (Type LVI)	—•—•—•—•—	
Boundary (Type LVII)	—•—•—•—•—	
Boundary (Type LVIII)	—•—•—•—•—	
Boundary (Type LIX)	—•—•—•—•—	
Boundary (Type LX)	—•—•—•—•—	
Boundary (Type LXI)	—•—•—•—•—	
Boundary (Type LXII)	—•—•—•—•—	
Boundary (Type LXIII)	—•—•—•—•—	
Boundary (Type LXIV)	—•—•—•—•—	
Boundary (Type LXV)	—•—•—•—•—	
Boundary (Type LXVI)	—•—•—•—•—	
Boundary (Type LXVII)	—•—•—•—•—	
Boundary (Type LXVIII)	—•—•—•—•—	
Boundary (Type LXIX)	—•—•—•—•—	
Boundary (Type LXX)	—•—•—•—•—	
Boundary (Type LXXI)	—•—•—•—•—	
Boundary (Type LXXII)	—•—•—•—•—	
Boundary (Type LXXIII)	—•—•—•—•—	
Boundary (Type LXXIV)	—•—•—•—•—	
Boundary (Type LXXV)	—•—•—•—•—	
Boundary (Type LXXVI)	—•—•—•—•—	
Boundary (Type LXXVII)	—•—•—•—•—	
Boundary (Type LXXVIII)	—•—•—•—•—	
Boundary (Type LXXIX)	—•—•—•—•—	
Boundary (Type LXXX)	—•—•—•—•—	
Boundary (Type LXXXI)	—•—•—•—•—	
Boundary (Type LXXXII)	—•—•—•—•—	
Boundary (Type LXXXIII)	—•—•—•—•—	
Boundary (Type LXXXIV)	—•—•—•—•—	
Boundary (Type LXXXV)	—•—•—•—•—	
Boundary (Type LXXXVI)	—•—•—•—•—	
Boundary (Type LXXXVII)	—•—•—•—•—	
Boundary (Type LXXXVIII)	—•—•—•—•—	
Boundary (Type LXXXIX)	—•—•—•—•—	
Boundary (Type LXXXX)	—•—•—•—•—	

