

Annual report on Northern Rhodesia / Colonial Office.

Contributors

Great Britain. Colonial Office.

Publication/Creation

London : H.M.S.O., [1959]

Persistent URL

<https://wellcomecollection.org/works/a5sap6wg>

License and attribution

This work has been identified as being free of known restrictions under copyright law, including all related and neighbouring rights and is being made available under the Creative Commons, Public Domain Mark.

You can copy, modify, distribute and perform the work, even for commercial purposes, without asking permission.



Wellcome Collection
183 Euston Road
London NW1 2BE UK
T +44 (0)20 7611 8722
E library@wellcomecollection.org
<https://wellcomecollection.org>



Northern Rhodesia 1959

LONDON

HER MAJESTY'S STATIONERY OFFICE

FIVE SHILLINGS NET



COLONIAL OFFICE

REPORT ON NORTHERN RHODESIA FOR THE YEAR 1959

CONTENTS

PART I

Review of 1959	page 3
--------------------------	--------


PART II

<i>Chapter</i> 1	Population	12
2	Occupations, Wages and Labour Organisations	13
3	Public Finance and Taxation	20
4	Currency and Banking	22
5	Commerce	24
6	Production	26
7	Social Services	35
8	Legislation	45
9	Justice, Police and Prisons	47
10	Public Utilities and Public Works	53
11	Communications	65
12	Press, Broadcasting, Films and Government Information Services	69
13	General	76
14	Cultural and Social Activities	84

PART III


<i>Chapter</i> 1	Geography and Climate	93
2	History	98
3	Administration	103
4	Reading List	108
APPENDICES		117

A map will be found facing the last page



Digitized by the Internet Archive
in 2019 with funding from
Wellcome Library

<https://archive.org/details/b31409921>



PART I

Review of 1959

COPPER mining is the economic mainstay of the Territory and has, from the earliest days, been the principal support of Northern Rhodesia. The measures taken by Government and private enterprise in 1958 to economise, in consequence of the falling price of copper, were continued in 1959 and efforts were maintained to build up a more balanced economy.

The copper price at the beginning of the year was £230 per ton, and although the price varied between a lower limit of £209 per ton and an upper limit of £267 per ton the general trend was upwards and the year closed with the price at £263 per ton. A strong buying movement during the first half of the year based on fears of a strike in the American mines prevented any sharp rise in price when the strike actually occurred. Economy by Government is still required, however, as increases in revenue as a result of record copper production and more favourable world prices during the year will not be felt until 1961.

The year was generally a happy one in the industrial relations field in the Territory as no major trade disputes or strikes occurred. The question of the advancement of Africans to more responsible posts in the Railways Undertaking was under discussion at the close of the year. More details about industrial relations appear later in this report.

The Tenth Legislative Council of Northern Rhodesia reached the end of its five-year term on 19th January, 1959, and the Council was dissolved on that date. On 23rd January the Northern Rhodesia (Legislative Council) Order in Council and Additional Instructions made by Her Majesty the Queen to amend the Royal Instructions were published, giving legislative effect to a new constitution for Northern Rhodesia. The constitution is briefly summarised on page 103 in the chapter on "Administration".

The Governor's proclamation of a general election, to constitute a new Legislative Council under the revised constitution, was issued on 30th January. Nomination day was to be on 27th February and polling day was fixed for 20th March.

The new constitution had had a mixed reception from the political movements operating in the Territory. Reference was made in the Review of 1958 to the emergence towards the end of that year of two African National Congress parties following a cleavage in the leadership of the old Congress. Towards the end of the period when voters were being registered under the Territory's new franchise law, leaders of the old

African National Congress decided to advise their members to apply for registration. The leadership of the Zambia African National Congress, which now contained the more extreme African-nationalist elements, declared on the other hand that Africans should play no part under the new constitution, that their supporters would not register as voters or stand as candidates for election, and that they should seek to dissuade others from taking part in the elections. Evidence mounted of intimidation and victimisation by supporters of the Zambia African National Congress of their fellow Africans who were believed to intend to cast their votes, and the risk of violence and disorder on polling day became serious. On 11th March the Safeguard of Elections and Public Safety Regulations were made by the Governor under the Emergency Powers Ordinance to ensure the peaceful conduct of the election. The Zambia African National Congress was declared unlawful under the Societies Ordinance and fifty-six of its leaders were restricted from being present in their usual areas.

These firm steps proved successful and on 20th March the general election took place in a calm and orderly fashion. It was gratifying that the percentage poll among African voters was particularly high and over 85 per cent of those registered cast their votes. The number of voters on the roll was 30,234, of whom 20,566 were Europeans, 2,051 were Asians and 7,617 were Africans. The result of the elections, taking into account by-elections in two constituencies held on 9th April, was to give the United Federal Party thirteen of the twenty-two seats for elected members, and leading members of the party were invited to join the Government. Opposition parties, of which the Central Africa Party had the greatest number of members, were returned in nine seats.

At the beginning of April the new Government was in office. It consisted of four *ex officio* Ministers, one African and four European Ministers from the United Federal Party, and one independent African Minister. The membership of the new Legislative Council was also completed by the nomination of two official and two unofficial (one African and one Asian) members by the Governor in accordance with the constitution. The initial meeting of this, the Eleventh Legislative Council, opened on 7th April. For the first time, all members of the majority party from whose ranks unofficial Ministers had been appointed took their place as back benchers on the Government side of the House. The leader of the Central Africa Party, as the leader of the largest opposition group, assumed the functions of the Leader of the Opposition.

Although the firm steps taken by the Government enabled the general election to take place in a calm and orderly fashion, there were during the year incidents which cannot be disconnected from the activities of the Zambia African National Congress. Immediately prior to the elections, between 14th March and 17th March, riots occurred on Chilubi Island

situated near the eastern edge of Lake Bangweulu, as a result of which a District Commissioner was injured and a District Assistant severely wounded and property, including a store and a Government rest house, was looted and burnt. The riots were instigated by Zambia adherents and during them four rioters were killed or died of wounds and two were injured. At the subsequent inquiry it was found that the root causes of unrest lay in local and longstanding enmities between the family of the chief and a rival family which formed and led a Zambia branch largely for local political purposes. Following the subsequent arrival of platoons of the Police Mobile Unit order was quickly restored and a riot damage levy was imposed upon all responsible inhabitants of the island.

A further incident occurred in the Chinsali District of the Northern Province when, on 7th May, a platoon of the Mobile Unit was called in to assist the native authority to restore law and order at Kasomo village, the headquarters of the female religious leader Lenshina. There had been intermittent trouble in this area for over a year and on the arrival of the platoon a crowd armed itself with weapons and the police, finding themselves surrounded, had to resort to the use of firearms. There were three casualties, none of them fatal, and subsequent investigations indicated that, although Lenshina had been unco-operative throughout, the extent of the disobedience and resistance encountered was due more to the remaining influence in the area of the Zambia African National Congress than to other factors.

Apart from the above two incidents conditions in the Territory remained quiet and in May some of the restriction orders served immediately before the March elections were suspended, subject to the continued good behaviour of the restrictees. The remaining restriction orders were reviewed at regular intervals and by July the situation was such that it was possible to embark upon a phased programme for the release of the remaining restricted persons over a six-month period; this programme was carried out as planned.

In the absence from the political scene of those leaders who had given the Zambia movement its violent impetus early in the year there was a period of uncertainty regarding the activities and credentials of African political parties. Firstly there was a split in the African National Congress, and while the two factions were endeavouring to establish their respective positions the African National Independence Party came into being. Later in the year this party was renamed the United National Independence Party and it absorbed the politically insignificant United National Freedom Party which had also been formed. Before the end of the year the United National Independence Party had merged with the splinter group from the African National Congress. The confusion of constantly changing party names and leaders has bewildered the African masses who are now uncertain in which direction they should place their support.

The resettlement of the remaining 1,800 Africans in the Gwembe Valley, out of a total of 30,000 whose homes are being flooded by the Kariba Hydro-Electric Scheme, was completed during 1959. The people are settling down in their new homes, and many have taken up fishing with enthusiasm.

Resettlement in the Lusitu area was unfortunately marred by the outbreak of an unidentified illness in September, 1959, which caused the deaths of about forty-four persons up to the end of the year. All who died were children or young women. A Government team comprising a medical officer, two police officers and an administrative officer is investigating the matter. It is probable that the cause of the deaths is vegetable poisoning, either deliberately or accidentally administered. It has not, however, so far been possible to identify the poison, and Professor Steyn of Pretoria University, who is an authority on African poisons, has been consulted.

The whole of the area to be flooded by Kariba Lake was thickly wooded. In order to create fishing grounds where danger of damage to nets can be avoided and to enable safe navigation to take place, it was necessary to clear large areas of land. A total of some 250,000 acres will be cleared on both shores by the end of 1960, of which half comprise the Kanchindu, Sinazongwe and Chipeco pitches on the Northern Rhodesia shore.

The limits of all fishing grounds, and known hazards and narrows, will have to be marked by buoys. The Kariba Lake Co-ordinating Committee's consultants have recently carried out an investigation into the use of plastic buoys for this purpose. It is considered that the maintenance cost of this type of buoy will be less than in the case of steel buoys, and that they are eminently suitable for use in tropical fresh water. A decision has, therefore, been taken to call for tenders for plastic buoys.

Final plans for the construction of two harbours on each side of the lake and for creating tourist and holiday centres are being considered. Access roads to the first permanent township, on the Northern Rhodesia side, which will be built at Siavonga, near the dam wall, have been constructed. This township will provide the first lakeside recreational facilities for residents of Northern Rhodesia.

In accordance with the agreed policy within the Federation of reviewing development plans every two years and extending them forward for a further period of two years, the Northern Rhodesia Development Plan of 1957-61 was reviewed early in 1959 and replaced by the second four-year plan covering the period from 1st July, 1959, to 30th June, 1963. The period covered by the first two years of the second plan is, of course, the same as that covered by the last two years of the former plan.

The Central Race Relations Advisory and Conciliation Committee met five times during the year and, in addition, a delegation of that committee met delegates from all the Western Province District Committees (with the exception of the Bancroft Committee) at Kitwe during January. The

number of District Race Relations Conciliation Committees remained constant at sixteen throughout the year. They continued to do useful work towards bettering race relations generally.

MINING

MINING is a territorial matter being part of the portfolio of the Minister of Labour and Mines. It is the most important industry in the Territory and continued expansion ensures its dominant position in the industrial and economic life of the Territory.

During 1959 the total value of minerals produced amounted to £125,529,941, of which copper accounted for £117,306,438. Other minerals of importance mined are lead, zinc and manganese, while cobalt forms a valuable by-product from two of the copper mines, namely Nchanga and Chibuluma. The tonnage of copper produced was an all-time record, while the total value of the minerals produced was only £4,809,865 less than for the record year of 1956. The uranium plant at Nchanga ceased production following the exhaustion of the mineable ore. Bancroft Mine reopened production in April, 1959.

INDUSTRIAL RELATIONS

IN contrast to 1958, when a lengthy strike by European daily paid workers took place in the mining industry, the year was an almost completely peaceful one and employer/employee relationships, both within and without the mining industry, were generally good. This may have been partly due to the fact that the economy of the Territory, no longer as buoyant as a few years before, could not have absorbed heavy wage claims by industrial employees. This fact was appreciated by employee organisations and claims put forward were comparatively modest.

FARMING

EUROPEAN Agriculture is the responsibility of the Federal Government. The 1958-59 season was generally favourable for crop growth. Rains began early and were adequate in mid-season but ended abruptly. In most parts of the Territory the total rainfall for the season was somewhat below average, but drought occurred only in a few localised areas and there was no serious flooding along any of the major rivers. Food production was sufficient for requirements in most areas, and there were satisfactory surpluses of maize, groundnuts and tobacco. Grazing conditions were good following the early start of the rains at the end of 1958 and remained so until the latter part of the year, when an unusually prolonged dry season began to have an adverse effect. Water supplies in some areas became critically short towards the end of 1959 as the onset of the new rains was delayed.

Farmers began the year financially at a low ebb as a result of the disastrous harvest of 1958. The better seasonal conditions of 1959 permitted some recovery, but there was a decline in prices for the main products. Maize, which had realised 41s. 6d. per bag of 200 lb. for the best grade in the previous season, fell to 36s. 9d. and grading was made more stringent in order to improve the standard of exports. Groundnuts bought by the Grain Marketing Board remained at 79s. per bag of 180 lb. kernels, but the return to the grower fell because of an increase in the cost of the locally made bag in which they are packed, while the selling price to consumers was raised from 85s. to 101s. to absorb the cost of imports which were necessary to meet the shortfall in the local crop. Prices for groundnuts exported from the Eastern Province remained good. More competitive conditions were experienced by flue-cured tobacco growers, and there was a marked fall in the prices on the Salisbury auction floors of some of the lower grades of leaf. The difficulties in cattle marketing caused by the abandonment of the informal agreement under which the butchers had purchased all slaughter stock offered at prices for weight and grade indicated by the Cattle Marketing and Control Board continued, and butchers bought only to meet day-to-day requirements. Arrangements for the Cold Storage Commission of Southern Rhodesia to extend its facilities to this Territory were completed by the end of the year.

Advisory services continued to be given to farmers. There were no significant changes in the establishments employed, and the reductions made in the services to African agriculture by the Northern Rhodesia Government as a result of financial stringency in 1958 remained in force. There was a marked upsurge of interest in agricultural services by the native authorities, and during the latter part of the year a number of requests were made to the newly formed Ministry of African Agriculture by the Provincial Administration for additional services, most of which could not be met in full because of staff shortages. Government schemes for improved farming and peasant farming made excellent progress, and a comprehensive regional planning scheme was begun in a densely settled valley in the main African maize-producing area. Research services carried out at the Central Agricultural Experiment Station at Mount Makulu near Lusaka also made good progress. The Chief Research Officer was appointed by the Federal Government to be a member of the newly constituted Agricultural Research Council, and the Soils Chemist joined the Federal delegation to the Inter-African Soils Conference held at Dulaba.

AFRICAN EDUCATION

IN March, 1959, the Ministry of African Education was created and absorbed the old African Education Department. The Honourable G. M. Musumbulwa became the first Minister.

The total enrolment of African pupils in schools maintained or assisted by Government rose in 1959 to over 264,000. The increase of about 19,000 over the figures for 1958 was spread in an even proportion over lower primary, upper primary and secondary schools. It is now estimated that about 62 per cent of primary age school children are in school. In May, 1959, 3,180 boys and 540 girls obtained their standard VI primary school certificates, compared with 2,126 boys and 229 girls in 1958.

In August, 1959, two new large mission teacher-training colleges built with 100 per cent Government grants opened for their first intake of students. The number of teachers in training in the Territory is now 900 men and 318 women.

The provision made for recurrent expenditure on African education in the period 1st July, 1959, to 30th June, 1960, was £2,210,964 an increase of £297,021 on the figure for the previous financial year.

POPULATION

It is estimated that in June, 1959, the population of Northern Rhodesia comprised 73,000 Europeans, 2,280,000 Africans and 9,600 persons of other races, mainly Asian.

During the year the number of non-African immigrants entering the Territory from outside the Federation of Rhodesia and Nyasaland was in the region of 3,600 Europeans and 300 Asians and Coloured persons. Migration within the Federation is unrestricted and unrecorded, and records of emigration to countries outside the Federation are kept only for the Federation as a whole and are not broken down into territorial categories.

During 1959 the excess of European births over deaths was 2,000 approximately. There is no general system of registration for Coloured and African births and deaths.

COST OF LIVING

DURING 1959 the European consumer prices index (based on August, 1939=100) rose from 211 to 213 for all items. The foodstuffs index fell from an average 275 for 1958 to an average 274 for 1959, the clothing and footwear index dropped from 254 to 253, and the household stores index dropped from 213 to 212.

VISITORS

THEIR Excellencies the Governor-General and Lady Dalhousie visited the Territory. Other visitors during the year included:

Dr. J. C. Gilson, O.B.E., Director, Medical Research Council.

Mr. C. W. Jenks, Assistant Director-General, I.L.O.

Mr. J. G. Beevor, International Finance Corporation.

Mr. G. W. I. Shipp, Overseas Employers' Federation.
 Mr. J. Stonehouse, M.P.
 Sir Henry Lintott, K.C.M.G., Under-Secretary of State, Commonwealth Relations Office.
 Dr. P. K. Gopalkrishnan, University of Delhi.
 Dr. I. Richardson, School of Oriental Studies.
 Mrs. Gervas (Elspeth) Huxley.
 Mr. Paul Raae, Berlinske Tidende, Copenhagen.
 Mr. Daleep Singh, Delhi University.
 Sir Gilbert Rennie, G.B.E., K.C.M.G., M.C.
 Mr. John Hatch.
 Mr. Peter Flinn, B.B.C.
 Mr. H. C. Cheysson, Secretary General C.C.T.A.
 Imperial Defence College, African Tour.
 Brigadier Lucas Phillips.
 Mr. Richard Goold-Adams, *Sunday Times*.
 Sir George Labouchere, K.C.M.G., British Ambassador at Brussels.
 Mr. Philip Mason, C.I.E., O.B.E.
 Mr. E. W. Golding, Electrical Research Association, London.

Visitors from the United States of America:

Mr. Alfred Friendly, *Washington Post and Times Herald*.
 Mr. Milton Bracker, *New York Times*.
 Dr. and Mrs. Friedland, University of California.
 Mr. and Mrs. la Muniere, Harvard University.
 Prof. and Mrs. Dotson, University of Connecticut.
 Mr. M. P. Miracle, Stanford University.
 Mr. Carroll L. Wilson
 Mr. Joseph E. Johnson
 Dr. Max Millikan
 Mr. Charles Noyes
 Mr. Herbert J. Spiro, Harvard University.

} Council on Foreign Relations.

DEVELOPMENT PLAN

THE Northern Rhodesia Government's development plan for 1959-63 has had to be strictly curtailed to accord with the estimated resources likely to accrue to this Capital Fund during the four-year period and in no case has it been possible to allot to a project or service the full amount of funds thought to be necessary and desirable.

Allocations are made under the plan as follows:

	£
Loans to local authorities	9,052,000
Loans to native authorities	200,000
Loans for African housing	3,810,000
Loans to co-operative societies	90,000
Loans to farmers and for land settlement	819,000
Rural development (including Lake Kariba)	3,217,000
Law, order and administration	4,595,000
Civil servants' housing	2,657,000
Public works (water supplies, power schemes, Government offices, etc.)	2,727,000
Roads, bridges and pontoons	2,168,000
Social services	2,633,000
Agrarian services	1,643,000
Economic services	206,000
	<hr/>
	£33,817,000

PART II

Chapter 1: Population

A CENSUS of population in the Federation of Rhodesia and Nyasaland was held on 8th May, 1956. This covered all Europeans, Asians, Coloured persons and Africans in employment. For the purpose of this census the term "Africans in Employment" was confined to African employees. The census in Northern Rhodesia enumerated 64,810 Europeans, 5,400 Asians, 1,550 Coloured persons and 263,132 Africans in employment. All the 1956 census results are provisional except those of Africans in employment. It is estimated that in June, 1959, the population of Northern Rhodesia consisted of 73,000 Europeans, over 7,000 Asians, 2,000 persons of mixed race and 2,280,000 Africans.

The previous census in Northern Rhodesia, also covering Europeans, Asians, Coloured persons and Africans in employment, was held on 8th May, 1951. At that date there were 37,079 Europeans, 2,524 Asians, 1,112 Coloured persons, 228,676 Africans in employment and a total African population of approximately 1,870,000. The non-African population of all areas except the Eastern Province increased between the 1951 and 1956 censuses. In the same province the European population decreased from 980 to 940, the number of Africans in employment decreased from 30,276 to 18,129 and the number of Coloured persons declined from 331 to 270, but the Asian population rose from 498 to 830, and the total African population also increased.

Well over half the European population and nearly half the Africans in employment are concentrated in the Western Province. This area contains the large Northern Rhodesia copper mines and in 1956 had a European population of 37,630 with 1,480 Asians, 490 Coloured persons and 120,466 Africans in employment.

The largest urban areas in the Territory are Nkana-Kitwe, Ndola, and Lusaka, the capital. Total population of all races in each of these towns is over 90,000. Nkana-Kitwe has the largest number of Europeans, who are now estimated to total well over 12,000. The other two centres do not lag far behind and largely make up the numerical difference with an element of Asian and other races, in each case in the region of 1,500, which is not found in Nkana-Kitwe.

Annual population estimates, population at census dates and figures showing European births, deaths, marriages and infant mortality are given in a separate table (*see Appendix I*).

Chapter 2: Occupations, Wages and Labour Organisations

EMPLOYMENT

THE estimated European population of Northern Rhodesia was 75,000, of whom some 32,328 were gainfully employed, 7,783 of them in the mining industry. Europeans seeking work made use of the Employment Exchange operated by Labour Officers.

The African population was assessed at 2,310,000. It is estimated that 264,485 men and women were in paid employment. The main industries of the Territory had the following labour strength during the year:

	<i>European</i>	<i>African</i>
Agriculture	940	45,220
Construction	4,168	52,080
Mining and quarrying	7,783	39,532
Commerce	3,844	14,257

A further 36,500 men and women were estimated to be employed in domestic service.

Africans seeking work and employers seeking labour both made heavy demands on the employment exchanges. Registrations for employment numbered 31,216 and 23,770 vacancies were notified. The numbers known to have been placed in employment were 15,412; more were possibly placed, but the exact number was not known as in some cases those seeking work failed to notify the exchanges when engaged; and, likewise, many employers failed to give notice that their requirements had been fulfilled.

Some 16,562 Africans from outside the Territory were in employment at the end of the year in the principal industries and Government departments: 3,127 of these came from Tanganyika, 7,975 from Nyasaland and a further 3,361 from Portuguese territories.

A total of 9,493 Northern Rhodesia Africans migrated to Southern Rhodesia and 6,182 made the reverse journey during the year.

The Witwatersrand Native Labour Association recruited under licence 5,625 Africans in the Territory for work on the South African gold mines, and repatriated 4,688 others who had completed their contracts.

WAGES AND CONDITIONS OF SERVICE

COPPER mining is the leading industry in Northern Rhodesia and during 1959 employed an average of 36,375 Africans. The wage scales for ticket-paid Africans, including cost-of-living allowance, but excluding metal or any other bonus, overtime or leave allowance, etc., ranged from 222s. 6d.

to 737s. 6d. and from 240s. to 752s. 6d. for surface and underground workers respectively, for thirty shifts of eight hours. Monthly paid Africans earned salaries, excluding the metal bonus, up to 757s. 6d. for surface workers, and 910s. for underground workers.

In addition to the above rates, under the mining companies' present bonus scheme, applicable to Africans and Europeans, a rate of 36 per cent was declared for the year ended 30th June, 1959, and credited to employees in the following manner: (a) 5 per cent of basic pay as a Christmas bonus, (b) 10 per cent of basic pay as a leave bonus, (c) 21 per cent of basic pay as a cash bonus, provided, however, that the whole or any portion of this cash bonus could, at the option of the employee, be credited to a savings fund.

The basic rate for European daily paid employees, including cost-of-living allowance, but excluding the copper bonus, varied from 66s. 5d. to 89s. 6d. per shift for underground workers and from 65s. 4d. to 85s. 1d. per shift for surface workers. Underground rock breakers were paid on a contract basis and received higher remuneration.

With regard to other industries, wages for African farm workers averaged 82s. 9d. per month and in industries other than mining, railways and Government services, the average wage for all workers was 134s. 1½d. per month. Wages for clerks averaged 279s. 11d. per month and in other skilled occupations, workers received an average of 226s. 11d. per month. All wages are based on a month of twenty-six working days inclusive of rations; the employer provides free housing which may be assessed at an additional 20s. to 71s. 6d. per month.

The standard working week was forty-eight in industry, and forty-five for manual workers in Government service.

Overtime was usually paid at the rate of time-and-a-half, double time for Sundays and holidays. Leave varied from twelve to eighteen working days per annum.

INDUSTRIAL DISPUTES

DURING the year there were in all forty-six disputes and strikes, twenty-three of which involved stoppages of work and caused a loss of 2,185 man-days in all. There were twelve disputes in the mining industry, ten disputes in the construction and allied trades and the remaining twenty-four were miscellaneous disputes, all of which were of a minor nature. Eleven disputes were settled by formal conciliation or arbitration, ten by direct negotiation, and of the remaining twenty-five disputes eight were settled by Labour Officers, using informal conciliation, and seventeen as a result of direct intervention and advice.

INDUSTRIAL TRAINING

A NUMBER of Government departments provided courses of special training to suit their particular needs; these included courses for hospital orderlies,

veterinary assistants, agricultural assistants and survey assistants. Furthermore, training is provided for clerks throughout Government employment. The African Education Department, local education authorities and missions had a total of 1,452 African trainees in the trades of bricklayers, carpenters, plumbers, electricians and motor mechanics, or as instructors at trade schools throughout the Territory. The larger mines provided various courses for both Europeans and Africans, and induction courses for Africans were intended to teach a rudimentary knowledge of the job and to assist in the change from a rural to an urban way of life.

The system of apprenticeship training continued to be supervised by the Labour Department. At the end of the year there were 453 apprentices in training. The technical training, provided by the Copperbelt Technical Foundation for all European apprentices in the mining towns, assisted in maintaining the high standard of work of apprentices in their technical studies.

DEPARTMENT OF LABOUR

IN March, 1959, as a result of the adoption of new constitutional proposals in the Territory, the Department of Labour was removed from the portfolio of the Chief Secretary and transferred to the newly established Ministry of Labour and Mines. As a department, it continued to be divided into six sections—headquarters, labour, apprenticeship, workmen's compensation, trade testing and factories inspectorate. The department was under the control of the Labour Commissioner with a headquarters staff of a Deputy Labour Commissioner, a Senior Labour Officer, two Statistical Officers, Administrative Officer and seven lady clerks. The accountant's post, previously falling within the departmental establishment, was adjusted to cover all the departments falling under the new Ministry.

An Assistant Labour Commissioner, two Senior Labour Officers, eighteen Labour Officers and seven African Labour Assistants operated throughout districts on the line of rail. Their duties included both industrial relations and the inspection work of the department. These officers also carried out periodical inspections in other parts of the Territory. An officer representing the department was stationed at Salisbury and another, who was shared with the Nyasaland Government, in Johannesburg. These two officers watched the interests of Northern Rhodesia Africans employed in Southern Rhodesia and in the Union of South Africa.

There were a Senior Inspector of Factories, two Inspectors of Factories and a Boiler Inspector who were responsible for ensuring that proper standards of safety, health and welfare were maintained in factories. Unfortunately, due to staff shortages, all of these posts were not occupied during the whole year.

A Superintendent of Industrial Training was responsible for the work of both the apprenticeship and trade testing branches. The former was

concerned with the testing and supervision of apprentices, while the latter dealt with the testing and classification of Africans who practise various trades in the building and engineering industries although they are not journeymen.

The Workmen's Compensation Commissioner administered the Workmen's Compensation Ordinance and examined the settlement of claims under it to see that they complied with the law. Whenever any matter was in dispute, he endeavoured to bring about agreement between the parties and in such circumstances his advice was generally accepted, very few cases being taken to court for decision.

The functions of the Labour Department were to promote and maintain good industrial relations and to enforce legislation for the protection of labour.

MINES DEPARTMENT

THE headquarters of the Mines Department are in Kitwe. At the end of the year the staff of the department consisted of the Government Mining Engineer, the Deputy Government Mining Engineer, seven Inspectors of Mines, two Inspectors of Machinery, one Inspector of Mines (Dust Research), one Physicist/Chemist, one Electron Microscopist, three Inspectors of Beacons, one Assistant Registrar of Mining Titles and the appropriate clerical grades.

INDUSTRIAL RELATIONS

AT the end of 1959, there were twenty registered trade unions in the Territory.

In the mining industry, European daily paid workers were represented by the Northern Rhodesia Mine Workers' Union, which has a "closed shop" agreement with the mining companies. Employees in the supervisory staff categories were eligible for membership of the Northern Rhodesia Mine Officials and Salaried Staff Association: about 90 per cent of those eligible were members of the association.

In other industries and spheres of employment, the following organisations were available to European employees:

Rhodesia Railway Workers' Union.

Amalgamated Engineering Union.

Northern Rhodesia Association of Municipal Employees.

Northern Rhodesia European Civil Servants' Association.

South African Typographical Union.

Rhodesia Guild of Journalists.

South Africa Society of Bank Officials.

There were one Asian and eight African registered trade unions: two more African unions were in the process of dissolution. By far the

largest African trade union was the Northern Rhodesia African Mine-workers' Trade Union which represented African mine employees engaged on ticket-to-ticket contracts: those on monthly pay were eligible to join the Northern Rhodesia Mines African Staff Association. Both of these employee organisations have agreements with the mining companies for the operation of the check-off system of collecting union dues.

One of the conditions of settlement of the long strike of European mine workers that took place on the Copperbelt between September and November, 1958, was that the union and the copper mining companies should review the disputes procedure clauses of the Recognition Agreement existing between them. The parties subsequently asked for Government's assistance in obtaining the services of an industrial relations expert to advise ways and means by which the negotiating machinery between the parties could be improved. As a result, Sir Frederick Leggett, K.B.E., C.B., one-time Chief Industrial Commissioner of the United Kingdom Ministry of Labour, arrived on the Copperbelt in late January, 1959, and spent two months studying the existing machinery and preparing proposals for certain changes. These changes, which involved amendments to some clauses of the Recognition Agreement and the establishment of a voluntary Mining Joint Industrial Council, were accepted by both parties on 28th March. The amendments provided broadly for the disputes procedure to be initiated in the first instance at the lowest possible level and where necessary for discussion to proceed through set stages. The Mining Joint Industrial Council was established with effect from 9th May, 1959, for a trial period of one year and in its initial stages appeared to make useful progress.

At the end of 1958, disputes existed between the Mine Workers' Union and the copper mining companies over a claim for a 15 per cent increase in basic wages and a claim for an allowance of 1s. 6d. a shift to be paid to all those persons liable to use cutting torches. Both of these disputes came to an end during 1959. The former was referred to the Mining Joint Industrial Council, and although no increase was granted it was not pressed further. An offer by the mining companies to pay a sum of 2s. 6d. a shift on the occasions only when a cutting torch was used was accepted.

A dispute arose between the Northern Rhodesia Mine Officials and Salaried Staff Association and the copper mining companies over a request for an increase in the pay of certain underground officials. Eventually the parties submitted the dispute to formal conciliation and later, after failure to reach agreement, to arbitration. His Honour, Judge H. J. Hoffman, C.B.E., acted as arbitrator. Although no increase was awarded, the arbitrator suggested that discussions between the parties could be usefully reopened. By the end of the year certain increases in individual salaries had been granted.

Relations between the mining companies and the various African employee organisations remained good. The fact that there were "stand still" wage agreements in existence undoubtedly contributed to this. Various disputes of a minor nature arose at some of the mines, but almost all were quickly settled by conciliation. Wages councils continued to regulate wages and conditions of service for both Europeans and Africans employed in shops and for Africans employed in the building industry and in the hotel and catering trade. There are joint industrial councils for Europeans employed in the building industry and in the motor trading industry and for African municipal employees in the Western Province. There are also Whitley councils for both European and African civil servants.

Active steps were taken during the year in an endeavour to implement the advancement of Africans to more responsible posts on the Rhodesia Railways. In September, the Railway Administration announced that, after discussion with the Railway African Workers' Trade Union, arrangements had been made for the opening up to African employees, at new and modified rates of pay, of seven jobs related to categories previously reserved for European employees only: This decision caused dissatisfaction amongst European trade unionists generally and the General Council of the Federal Trade Union Congress rejected the proposals at a meeting held later in the same month. In December, after discussions with the Rhodesia Railway Workers' Union and the Amalgamated Engineering Union who represent European railway employees, the Railway Administration proposed an alternative plan of advancement based on the principle of the "rate for the job". Under this plan, any African employees selected for consideration for advancement would first of all serve a four-year probationary period in their new jobs at a rate of pay £10 a month less than the full existing rate. During this four-year period, the Africans would be required to maintain European standards, but in other respects they could retain their non-European conditions of service except that they would pay an economic rent for their houses. This later plan was under consideration when the year closed.

NATIVE TAX

THE rates of annual tax vary from 10s. in the remotest rural areas to £1 in the mining districts. Limits varying from 6s. to 17s. 6d. had remained unchanged from 1938 until, by a Government Notice published towards the end of 1955, these increases became effective from 1st January, 1956. The whole of the increases in respect of Northern Rhodesia Africans are credited to the native treasuries, whereas the full amounts payable by alien Africans accrue to Government.

The effect of the changes in regard to Northern Rhodesia Africans is to provide for 10s. and 15s. tax rates in rural areas (of which Government

received 1s.) and 15s. and £1 rates in the urban areas (of which Government received 2s.). Of this 2s., 1s. is devoted to the financing of welfare activities.

The three-way division of tax is shown in the following table:

		s.	d.
10s. tax in rural areas	Government	1	0
	Native Authority	7	6
	Provincial Treasury Fund	1	6
	Total	10	0
15s. tax in rural areas	Government	1	0
	Native Authority	10	0
	Provincial Treasury Fund	4	0
	Total	15	0
15s. tax in urban areas	Government	2	0
	Native Authority	9	0
	Provincial Treasury Fund	4	0
	Total	15	0
20s. tax in urban areas	Government	2	0
	Native Authority	11	6
	Provincial Treasury Fund	6	6
	Total	20	0

The share of tax received by native authorities is employed by them through their own native treasuries in meeting the expenses of local government. These funds may be supplemented from time to time by the committee administering the Provincial Treasury Fund, particularly to aid the financing of specifically approved projects for the development of their areas. In addition, direct levies varying from 2s. to £1 per annum per adult male are imposed by most native authorities in their respective areas, both for particular and general purposes.

Chapter 3: Public Finance and Taxation

THE establishment of the Federation of Rhodesia and Nyasaland on 23rd October, 1953, resulted in considerable changes in the Territory's financial responsibilities and arrangements. The principal departments and services taken over by the Federal Government are Audit, Civil Aviation, Military, Prisons, Customs, Income Tax, Posts and Telegraphs, European Education, Health, Immigration and European Agriculture.

Broadcasting, which was formerly a responsibility of the Information Department, was transferred to the control of the Federal Broadcasting Corporation on 1st February, 1958. The Federal Government took over responsibility for the assessment and collection of income tax and customs and excise duties on 1st April, 1954.

The main sources of revenue are now the payment received from the Federal Government representing 18 per cent of collections within the Federation of taxes on income, and the territorial surcharge on company income tax assessments, also collected by the Federal Government on behalf of the Northern Rhodesia Government. These two taxes represented 53 per cent of the actual revenue for 1958-59. Under the provisions of the Federal Constitution the territorial governments may authorise the Federal Government to levy and collect on their behalf surcharges, both on personal incomes and company profits, up to a maximum of 20 per cent of income tax assessments in the case of the former and one-fifth of the rate of the basic tax for the latter. So far the maximum permissible surcharge has only been imposed on company profits in Northern Rhodesia ; no surcharge has yet been imposed on personal incomes.

Mineral royalties accounted for 11 per cent of the 1958-59 revenue. Under an agreement with the British South Africa Company the Government receives 20 per cent of royalties paid to the former by mining companies in the Territory. The remaining revenue derives from a wide range of miscellaneous items (e.g. reimbursements for services rendered to the Federal Government, interest, fees, etc.). The Government receives no share of customs and excise duties, which, under the Federal Constitution, accrue in their entirety to the Federal Government, but levies a sales tax on motor spirit, at present at the rate of 3*d.* per gallon.

Native tax is payable by all adult male Africans, unless exempted, and varies between 10*s.* and £1 per annum. There are, in addition, certain levies generally varying between 2*s.* and £1 per annum made by native authorities.

The main item of expenditure in the financial year ending in June, 1959, was that of an administrative and recurrent nature incurred by the public

Works Department, amounting to 22 per cent of the total. The next highest item, representing 13 per cent of the total, was in respect of police expenditure, being followed by African Education and Provincial Administration which accounted for $12\frac{1}{2}$ per cent and $6\frac{1}{2}$ per cent respectively of the total expenditure. Recurrent expenditure, excluding appropriations from the general revenue balance at the close of the financial year, was £16,726,963 in 1957-58, dropping to £14,804,802 in 1958-59, and rising to £16,179,899 in 1959-60, if estimates are proved correct.

Recurrent revenue for 1957-58 amounted to £19,117,853. In 1958-59 this dropped to £16,652,086. The estimate for 1959-60 is £15,837,855. The fall in the selling price of copper from the inflated prices of previous years is now being reflected in the Territory's revenue.

Since 1st July, 1955, there has been established a Capital Fund incorporating all expenditure and revenue upon items of a capital nature, including loans and investments. The main sources of revenue to the Capital Fund in the past years are given below:

	Up to 30th June, 1959 £	Estimate for 1959-60 £
Appropriations from Revenue and the General		
Revenue balance	13,636,580	1,000,000
Borrowings	12,026,801	5,715,348
Colonial Development and Welfare Grants	667,380	380,000
Capital repayments	2,455,838	2,153,116

Expenditure from the Capital Fund was £8,291,276 in 1955-56, £8,629,090 in 1956-57, £8,083,936 in 1957-58 and £8,976,308 in 1958-59. The estimated expenditure from the Capital Fund in 1959-60 is £10,000,000.

The Government has planned for development expenditure totalling £33,817,000 during the period 1st July, 1959, to 30th June, 1963, based upon the amount of money likely to be available. This expenditure is provided for in the second four-year plan which resulted from the revision of the first plan and its extension for a further period of two years.

Total drawings from the general revenue balance to finance development and capital items during the financial years 1956-57 and 1957-58 resulted in an increase of the balance from £3,226,055 to £3,770,055. At 30th June, 1959, the balance was £2,308,344, but this is expected to drop to £8,588 at 30th June, 1960. There has been no change in the reserve fund which remains at £6,950,000.

Tables showing the statements of revenue and expenditure for the financial years 1953 to 1958-59 are at Appendix III.

Chapter 4: Currency and Banking

CURRENCY

THE Bank of Rhodesia and Nyasaland was established on 15th March, 1956, as a central bank with wide powers and functions. The Bank acts as a banker to the Federal Government, and the Territorial Government may request it to do likewise for them. It is empowered to regulate the issue of currency, to control banking, to buy, sell and deal in gold and foreign currencies and to exercise functions relating to exchange control.

In addition, it may, subject to prescribed conditions, accept money on current account, grant loans and advances, buy, sell and discount bills of exchange, and issue, underwrite and manage loans for the Federal Government, the territorial governments, or other bodies corporate established under the authority of any federal or territorial law.

The Bank of Rhodesia and Nyasaland took over the assets of the Central African Currency Board on 1st April, 1956, and it has the sole right to make or to issue bank notes, currency notes and coin within the Federation. Formerly the currency used was issued by the Southern Rhodesia Currency Board and was common to Southern Rhodesia, Northern Rhodesia and Nyasaland.

The denominations were 10s., £1, £5 and £10 notes, cupro-nickel or copper halfpennies and pennies and cupro-nickel or silver threepenny pieces, sixpences, shillings, florins and half-crowns. On 23rd April, 1957, however, the Bank of Rhodesia and Nyasaland commenced the issue of its own notes. A fresh range of coinage similar in denomination to that previously in use was introduced. The two types of currency now circulate together, but the new will gradually replace the old as the latter becomes unfit for circulation.

United Kingdom Currency

Bank of England and United Kingdom currency notes are no longer accepted. United Kingdom coinage ceased to be legal tender after 31st December, 1954.

Foreign and Other Currencies

Foreign currency is not legal tender. East African Currency Board notes and coin imported by Africans are accepted by the Government in small quantities and are exchanged at par for Central African notes and coin collected in Tanganyika. Silver coin of the Union of South Africa is accepted by the Government from Africans and is repatriated at Government expense.

BANKING

THE main banking business in Northern Rhodesia is conducted by Barclays Bank (D.C.O.) with fifteen branches and ten agencies, and

the Standard Bank of South Africa Ltd. with twelve branches and ten agencies. The National Overseas and Grindley's Bank Limited and the Netherlands Bank of South Africa Limited each have two branches. Savings facilities are also provided by the Federal Post Office Savings Bank, which has branches throughout the Territory.

Barclays Overseas Development Corporation Limited (a subsidiary of Barclays Bank (D.C.O.)) provides finance of a medium-term character for the purposes of agricultural and industrial development and loans to local government bodies of a type which a commercial bank cannot be expected to undertake. In certain circumstances it is prepared to consider applications for long and short-term loans as well.

The Land and Agricultural Bank of Northern Rhodesia started operations during 1953. All loans previously made to farmers by the Land Board were taken over by the Land Bank, which, operating on business lines, continues to make short and long-term loans to farmers and agricultural societies against various forms of security. Total loans granted by the Land Bank during the year 1958-59 amounted to £3,103,695. Loans outstanding on 30th June, 1959, including loans taken over from the Land Board, totalled £3,171,760.

The Northern Rhodesia Industrial Loans Board was set up in 1951 to assist industry by providing loans for capital development where other means of assistance are not, in general, available or cannot be obtained on reasonable terms. The Board is wholly financed by the Government which has made available to it funds to the amount of £850,000. The terms of reference of the Board enable it to assist industry, including the hotel and catering industry but excluding farming, by making loans to finance development whether in the purchase of fixed assets or the provision of working capital. Financial assistance may be provided by loans secured by mortgage, by guarantees or by participations, but not normally or initially by equity participation. During the financial year ended 30th June, 1959, loans amounting to £151,359 were approved for issue to seventeen different companies or concerns. Since the inception of the Board, a sum of £908,760 has been paid to borrowers, of which £441,910 remained outstanding at 30th June, 1959. Applications for assistance have, in all, numbered 269 of which 107 have been rejected. Of the total amount of loans approved, over a third has been provided for engineering and steel products, a quarter has gone to the building industry, including makers of concrete products. The remaining balance of the total of approved loans has been absorbed by a varied list of industries, including fruit processing, malt manufacture, plastic products and meat processing, with the largest share being taken up by hotels and caterers.

Chapter 5: Commerce

COMMERCE and trade became the responsibility of the Federal Ministry of Commerce and Industry on the 1st July, 1954, although certain aspects of commerce remain a territorial responsibility.

CO-OPERATIVE SOCIETIES

THE 1959 harvest was a good one, although not of bumper proportions, and offered agricultural co-operatives a welcome opportunity of recovering the ground lost during the very poor preceding year.

Agricultural marketing co-operatives have had a successful trading year, in spite of some disappointing areas, especially in the Eastern Province where disease adversely affected the groundnut crop. Vegetable marketing co-operatives have not shared in the general improvement and one such European society has failed. An African fish marketing society has also had to be closed down due to opposition from other established African trading interests. Dairy products, all produced by Europeans, are marketed co-operatively, although this activity may be taken over by the Federal Dairy Marketing Board in 1960; the increase in milk production continued during the year, resulting in a large quantity of milk surplus to the requirements of the whole milk trade, with consequent price maintenance problems.

The co-operative thrift movement, exclusively African, continued to make steady progress. The consumer movement, in spite of the formation of three new societies, is making little progress in the urban areas of the Territory; in rural areas agricultural marketing co-operatives provide the essential consumer services that members require and reach a considerable volume of business in this field.

Twenty new societies were registered in 1959, and two dissolved, to give a total of 245 registered societies at the end of the year. Turnover is expected to exceed £6 million for the year and share capital was over £½ million; membership of all races exceeds 30,000.

The direct marketing activities of the department increased considerably during the year, especially in Barotseland and the Northern Province; further expansion is anticipated in the Southern Province in 1960. These activities are invariably closely connected with agricultural marketing co-operatives.

BUILDING SOCIETIES

THE number of societies operating in the Territory remains at six.

Ten years ago the assets and reserves of the first building society were £163,658 and £315 respectively; at the end of 1959 all societies totalled £24,816,453 in assets and £303,495 in reserves. New mortgage business

for the whole of 1959 amounted to £5,376,376. In the early part of the year there was a slight decline in the demand for mortgage finance for new construction which has for some time been one of the most pressing calls on the resources of the societies. Societies therefore found themselves with ample funds available for other types of lending during this period. The demand, however, picked up again rapidly towards the end of the year and it is expected that next year will show a return to normal if not a fresh impetus to building society business as a whole.

BANKRUPTCIES

ALTHOUGH the number of receiving orders increased from ninety-nine in 1958 to 110 in 1959, there was a considerable decrease in the liabilities declared by the debtors concerned. There were seventy-three trading cases and thirty-seven non-trading cases. Retail traders (36) remain the most numerous category followed by mine employees (15), builders and contractors (10) and farmers (9).

A number of these cases were clearly the consequence of the increasing number of bankruptcies and liquidations of the immediately preceding years but, in general, personal conduct and circumstances remain a bigger contributory cause of insolvency than economic conditions over which the individual has no control. Lack of capital when commencing business, lack of business experience and in many cases, both trading and non-trading, improvidence are still the primary cause of insolvency.

The English law and practice in bankruptcy is applied in the Territory.

Chapter 6: Production

AGRICULTURE

THE production of maize for sale to the Grain Marketing Board was substantially higher than in the previous year. Altogether about 100,000 short tons were acquired by the Board and its agents from European farmers, and just over 50,000 short tons from African farmers. In addition, some 2,000 short tons were bought by traders, co-operative societies and Government agencies outside the areas controlled in terms of the Grain Marketing Act. Details are as follows:

MAIZE PRODUCTION FOR SALE (Tons of 2,000 lb.)			
1959 Harvest	European	African	Total
Marketed to Grain Marketing Board	100,800	52,056	152,856
Other production for sale	—	2,424	2,424
			<hr/> 155,280 <hr/>

COMPARISON WITH OTHER YEARS			
1956	89,283	66,383	155,666
1957	117,634	89,925	207,559
1958	54,300	5,500	59,800

The price paid to the producer was 35s. per bag for Class A maize, 34s. 6d. for Class B and 33s. 6d. for Class C. A second payment of 1s. 9d. per bag was authorised at the end of the year on the strength of the Board's trading results up to that time. The territorial requirement is estimated to be about 140,000 tons. Maize from Northern Rhodesia participated in the Federal Government's export programme at satisfactory prices.

Groundnut production for sale is largely concentrated in the Eastern Province, where the total crop marketed in 1959 was 6,628 short tons, a substantial improvement on the previous season's total of just over 4,000 short tons. This crop was bought by the local Co-operative Marketing Association which is under agreement to surrender 20 per cent of its purchases to the Grain Marketing Board on line of rail at 79s. per bag of 180 lb. Most of the rest of the crop was sold to export outlets, either graded or ungraded, at prices which were more favourable to the producer. Elsewhere in the Territory about 770 tons, of which 543 came from the North-Western Province, were sold to the Grain Marketing Board or to missions and traders outside the controlled area.

Production for sale of other grains and pulses is on a small scale. About 600 tons of kaffir corn (sold mainly to brewers), 300 tons of rice and 300 tons of beans and cowpeas were purchased by various buying agencies

during the year. Cassava meal is in demand in Barotseland where over 1,500 short tons went through the hands of traders, and more than half of this was sent down the Zambezi River from the adjoining Balovale District.

Flue-cured tobacco is grown entirely by European farmers and marketed on the Salisbury auction floors. The produce of the central part of the Territory is sold unidentified along with the Southern Rhodesian crop, and only leaf from the eastern area is separately identified. This crop increased to 1,682,000 lb. from 1,062,000 lb. in the previous year, but the price remained low at an average of 25.37*d.* The average price for the remainder of Rhodesian flue-cured tobacco, which included the produce of the central area of Northern Rhodesia, was 34.4*d.* for a crop of over 190,000,000 lb.

Burley tobacco is produced in the Eastern Province on European estates both by African tenants and by paid labour and by African growers in native reserves and trust land. It is marketed on the auction floors at Limbe, Nyasaland. Present production is about 500,000 lb. annually, most of it by African tenants. Turkish tobacco is grown on a very small scale on European farms. Its production is being encouraged among Africans, who sold nearly 60,000 lb. in 1959 at an average price of about 36*d.*

Dairying continued its rapid expansion and over 3,000,000 gallons of milk were sold to the Co-operative Creameries during the year, an increase of 28 per cent on the 1958 output and approximately double that of 1956. Sales of cattle to licensed butchers for slaughter have shown no significant change for some years and remain at a level of about 30,000 head per annum, somewhat less than half of the requirement. In 1959 just over 28,000 head had been bought from local producers up to October, and the balance of the requirement came from Southern Rhodesia. Slaughterings otherwise than by licensed butchers are not known but are thought to be increasing as a result of development in rural areas. Pigs are purchased by butchers locally to meet the relatively small demand for pork. European producers formed a Pig Co-operative in 1958 which is affiliated to the Colcom Central Co-operative in Salisbury, and buys bacon pigs as well as porkers. Total slaughterings during the year at the main centres in the Territory are believed to have been about 17,000 pigs.

ANIMAL HEALTH

THE Territory remained free of major epizootics during the year. Despite this, stock raising is not a simple exercise, and only by unremitting attention can success be achieved. Trypanosomiasis is the greatest threat to the livestock industry, not only because encroaching tsetse fly and farming activity are moving towards each other, but because of the wide dissemination of infection through acyclical transmission of trypanosomes

in cattle remote from direct attack by tsetse fly. Carried fly, taken by traffic far from their normal habitat, can create a focus of infection in unexpected places, which if not quickly diagnosed and sterilised can spread with rapidity. In the face of this problem, the realignment which placed veterinary services and tsetse control in one department has been of great benefit. Attack on the problem can now be mounted as one operation with tsetse control staff in the fly belt, and veterinary staff following up in the livestock.

Rabies is an important problem of public health. The domestic dog, by his gregarious nature and close association with human beings, is the most important reservoir and carrier of the disease, and yet for the same reasons is surrounded by an aura of sentiment which renders the public incapable of seeing him as he is. It cannot be too strongly emphasised that keeping an unvaccinated dog is not only illegal, but irresponsibly anti-social, and that taking in an unlicensed, unvaccinated dog of unknown antecedents is the height of folly. Deaths of favourite pets, of men and women and even of children have failed to drive this lesson home, and officers of the Veterinary Department must continue to repeat it *ad nauseam*, while at the same time endeavouring to protect with vaccine those dogs which have homes and owners, and to eliminate strays.

The Veterinary Department is not only concerned with epizootiology. For many years the department has, in default of private veterinary surgeons, operated a clinical service. A notable development has been the establishment of private practices. There are now three practitioners in the country, and the arrival of a fourth is expected shortly.

During the year vibronic abortion and infertility were recorded for the first time in Northern Rhodesia. Tick-borne diseases, anthrax, quarter evil and other diseases are present, but are amenable to control and treatment. Foot-and-mouth disease did not occur during the year, and the Territory is free from rinderpest and contagious bovine pleuro-pneumonia.

PRODUCTION AND MARKETING

THE territorial demand for beef was again below the 1957 peak, but even so was not fully met from local sources, and supplies were augmented by imports from Southern Rhodesia. As from January, 1960, the responsibility for cattle marketing and price fixation passed to the Federal Government, and the Cold Storage Commission of Southern Rhodesia took over control of three main abattoirs. This organisation, charged with the duty of residual buying at fixed prices, provides the Northern Rhodesian producer with a guaranteed market and stable prices. The extension of its activities also means that Northern Rhodesian farmers will be able to participate in its grazer and other cattle distribution schemes.

Milk production continues to rise, at prices controlled by the Federal Government in line with those paid in Southern Rhodesia. The Co-operative

Creameries of Northern Rhodesia, with factories at Mazabuka, Lusaka, Broken Hill and Kitwe, are the main handling and marketing agency.

Pig production has suffered a setback, owing to small profit margins and marketing difficulties, and it is expected that the opening of a branch of the "Colcom" Pig Co-operative in Lusaka in January, 1960, will improve the position.

FISHERIES

WITH more suitable conditions on the Copperbelt the trade in fresh fish from Lake Mweru reached a record figure, though dried fish showed a decline. The export figures to the Copperbelt were 1,979 short tons of fresh fish as opposed to 1,798.6 short tons of fresh fish in 1958, and 352.6 short tons of dried fish as opposed to 457.8 short tons in 1958. The exports to the Congo were 2,416 short tons of fresh fish, 1,281 short tons of dried fish and in addition 382 tons of salt fish.

During the year the following three major amendments were made to the fishing regulations:

1. The abolition of four-inch mesh minimum, which had hitherto applied to nets used in the fishery.
2. The alteration to the scale of licence fees applicable to power fishing boats rating them according to capacity instead of according to horse power as hitherto.
3. The abolition of the close season under which commercial fishing had previously been prohibited from 25th January to 25th March each year.

Exports from the Bangweulu area, the other major fishery in the Northern Province, totalled 2,912 short tons.

To meet the changing situation in the Kafue Flats fisheries the following radical changes were made in the legislation:

- (a) The new West Kafue Fishery Area was declared, and the same regulations in respect of licensing and conservation measures applied to it as apply to the adjacent fisheries.
- (b) The boundary of the Lower Kafue Fishery Area was altered to exclude the stretch of the river downstream from the road bridge south of Kafue township.
- (c) In the stretch of river excised under (b), and a further reach downstream, fishing was limited to rod and line only, except under permit, with the intention that permits should be limited to traditional scoop-netting and basket fishing.
- (d) The practices of towing nets along the river between boats, and setting gill nets from bank to bank, were prohibited. These practices had only recently been introduced by fishermen alien to the river, and were much resented by the older-established fishermen.

The combined effects over the past two years of intensive fishing at abnormally low water levels led to a serious decline in production. The estimated total catch for 1959 was 4,900 tons compared with 11,300 tons estimated for 1958, a decrease of 56 per cent.

Although the dry season was abnormally prolonged, water supplies to the fish ponds at Chilanga were satisfactorily maintained. Almost the whole of the available pond space was devoted to the production of fingerlings for Lake Kariba, precluding much experimental work.

A total of 1,441 lb. of fingerlings was supplied to farmers and others for pond and dam stocking. The Kariba Lake fish-stocking programme started at the end of March and averaged three trips per week at 500 lb. of fingerlings per trip until the end of July. A final three trips were made in October/November which brought the total weight of fish supplied to 19,032 lb. representing an estimated 876,000 fingerlings. The fish were widely distributed over selected shallows in the downstream region of the lake.

The gross production from the Mwekera Fish Farm amounted to 15,360 lb. of which 6,000 lb. were sold or disposed of as food during demonstrations and experiments. Over 4,000 lb. (125,000 fingerlings) were distributed for stocking dams and ponds in the Western and North-Western provinces.

Fish-marking and growth-rate experiments continued during the year and the successful cross-breeding experiment of *Tilapia mossambica* and *T. andersonii*, which was started in 1958, was continued and it was found that the hybrids of the previous years themselves bred during the year.

Courses in fish farming were held at Chilanga and Mwekera for administrative and agricultural officers who are now assisting the limited fish farming staff in extension work throughout the provinces. In addition, demonstrations were held at Mwekera for native authority officials, for farmers, agricultural and conservation and extension staff.

The appointment of a fourth Scientific Officer brought the Joint Fisheries Research Organisation's establishment up to full strength at last and good progress was made in the research programme. The Bangweulu Swamp survey reached the stage where results could be written up and the survey is to be followed up by a detailed ecological study of the swamp.

Lake Kariba was visited twice and work on the systematics of the Territory's fishes was continued. Research was started on Lake Tanganyika in the use of fishing gear, including a small ring net and a modified Lake Nyasa "Chironila" net more within the range of African enterprise than are the big commercial fishing methods. In addition an investigation of the fishes of the lake was started and some interesting factors have already come to light, particularly the existence of two distinct cycles of fish life, the pelagic and the in-shore, a feature apparently far more marked than in Lake Nyasa.

The organisation produced its own separate annual report for the first time in 1958 which was well received, and the medium so afforded for publication has acted as a valuable stimulus for research officers and the fisheries staff, to write up the results of their work.

FOREST DEPARTMENT

MORE than half the total area of Northern Rhodesia is covered by woodland. This varies from near-savannah in the dry south to tall, dense woodlands approaching forest in the north and especially on the Zambezi-Congo watershed where the average annual rainfall exceeds fifty inches. Only 6 per cent of the Territory is Crown land, some 35 per cent being native reserve and the rest native trust land.

Only some 5.6 per cent of the total area has been reserved for the forest estate so far. This proportion is far below the ultimate needs of the Territory for production and protection forests. Progress with reservation is necessarily slow. It is partly geared to that of the Territory-wide survey of forest resources which the Forest Department is currently undertaking and which is systematically covering the country at the rate of two to four administrative districts a year. Even more it is conditioned by the rate at which rural inhabitants, who have never previously considered the necessity for reserving forest areas, can be persuaded of the rightness of doing so now. During the year, a further 1,572 square miles were added to the forest estate.

On the Copperbelt, the demand for cordwood showed a further decline. This was due to reduced demand from brickfields. There was an increase in the copper mines' demand for local indigenous timber, poles and charcoal.

Domestic and local consumption of wood, mainly firewood and poles, remained reasonably steady, but a feature to be noted is the ever-increasing demand by urban Africans for charcoal in place of firewood.

The somewhat reduced scale of exploitation on the Copperbelt has enabled the Forest Department to turn its attention to a detailed stock-taking of its forests supplying the area. The 2½ per cent enumeration of all forest reserves is continuing as a basis for drawing up a full-scale plan for their management and regeneration to meet the needs of the copper mines and other consumers.

At the same time, large-scale experiments are being undertaken into methods of enriching these Copperbelt forest reserves. The methods being tried comprise the piling and burning of branchwood in cut-over firewood and charcoal coupes and the sowing of eucalyptus seed in the resultant ash.

In the south, the Zambesi Saw Mills continued working under their twelve-year licence in the Rhodesian Teak Forests, exploiting the remote

but well-stocked Kataba Forests. The Rhodesian Teak Forests Working Plan, revised in 1958, continued in force throughout the year.

Afforestation by the planting of exotics, mainly pines and eucalyptus, continued to be kept on a comparatively small scale pending the results of present research into improved methods of establishment and weeding. Increased attention has been given to soil surveys and site classification ahead of planting.

Silvicultural research continued to be mainly concerned with problems of the planting of exotics. Species trials and pilot planting continued at eleven centres in almost every province of the Territory. Much attention was given to problems of weeding and establishment, with particular success in respect of the eucalyptus plantations at Choma. Work commenced on the establishment of seed orchards of the most promising species of pines that have been under trial.

Some 700 specimen sheets were added to the Forest Herbarium during the year and the *Check List of Trees and Shrubs in Northern Rhodesia* was in the final stages of publication at the end of the year.

The utilisation division continued research work on the timber requirements of the mining industry, on improved uses of local timber, and on preservation and seasoning problems. A successful method of preservative treatment for fence posts cut from indigenous species was evolved and the method publicised.

The African Forest Training Centre functioned throughout the year. Three training courses and four refresher courses for field staff, and two short courses for African clerks, were undertaken.

An international conference on Open Forests in Tropical Africa was held under the aegis of C.C.T.A./C.S.A. at Ndola in November and was attended by forty-four specialists and observers representing fourteen countries.

MINING

WITH the exception of gold, limestone, manganese, phyllite, tin concentrates and a small amount of copper, all mineral production came from the seven large mines. All minerals and metals produced during the year were exported with the exception of limestone, which was used as a flux in copper smelting and for the manufacture of cement; 9,490 tons of manganese were also used as a re-agent in metallurgical plants at Nchanga and Broken Hill.

At the end of October, the mining industry employed 7,892 Europeans and 40,977 Africans as compared with 7,068 Europeans and 37,799 Africans at the end of October, 1958. The increase is mainly due to the reopening of Bancroft and the increased activity in other producing copper mines.

The minerals rights in Northern Rhodesia with certain exceptions are owned by the British South Africa Company, but the Company pays 20 per cent of the net revenue from its rights to Government. Prospecting is carried out either under an ordinary prospecting licence, valid for any part of the Territory open to prospecting, or under a grant of exclusive prospecting rights in respect of a specific area. Approximately 95 per cent of the Territory is held under such grants, leaving approximately 5 per cent open to prospecting under an ordinary licence. This open area is in the Northern Province, east of Lake Bangweulu. Mining rights are acquired either by pegging and registering mining locations (claims) under a prospecting licence or by "special grants" of mining rights from the British South Africa Company. Royalties are normally payable at the rate of 5 per cent of the gross value of the minerals produced; the royalties on copper, lead and zinc are based on sliding scales, the rate increasing as the selling price of the metal increases.

The weight and value of the minerals produced during the year were as follows:

<i>Mineral</i>	<i>Weight</i>	<i>Approximate Value</i>
		£
Gold	4,704 oz.	57,777
Silver	948,459 oz.	303,561
Cobalt	22,817 cwt.	1,791,215
Cobalt alloy	—	—
Cobalt, other (9.46% Co)	187,323 cwt.	1,407,095
Copper (blister)	165,535 tons	34,944,075
Copper concentrates (13.89% Cu)	258 tons	7,021
Copper (electrolytic)	364,595 tons	82,089,094
Copper, other	1,254 tons	266,248
Iron ore	—	—
Lead	14,400 tons	1,019,330
Lead, other	42 tons	624
Manganese ore (46.41% Mn)	56,312 tons	679,482
Selenium	32,587 lb.	71,753
Tin concentrates	1.44 tons	762
Uranium oxide	76,567 lb.	—
Zinc	29,895 tons	2,460,489
Beryl	1.79 tons	214
Limestone	477,866 tons	427,812
Mica (sheet)	253 lb.	127
Mica (waste)	—	—
Phyllite	21,986 tons	3,298
Amethyst	—	—
Cadmium	—	—
Approximate value		<u>£125,529,941</u>

MINING DEVELOPMENT

DURING 1959, mining development took place on an unprecedented scale in that seventeen major shafts were being sunk or deepened on the seven

big mines, underground development to open up ore bodies was pushed ahead and surface plants were being installed or enlarged to increase plant capacities.

The production of manganese was a record for the Territory despite difficult trading conditions. The mining activity in the Fort Rosebery District provided employment in an area where there are few opportunities for the local inhabitants, and assisted in the progress of under-developed parts of the Territory.

Prospecting continued throughout the year over a wide area on a large scale.

Chapter 7: Social Services

EDUCATION

European Education

EDUCATION of non-Africans is the responsibility of the Federal Ministry of Education and is therefore not dealt with in this report.

African Education

Education facilities for Africans continued to increase and improve during 1959. It is estimated that about 62 per cent of the children of primary school age are enrolled at school. The number attending aided and maintained lower primary schools is 214,955 an increase of 17,149 over the 1958 enrolment. The number completing this minimum four-year basic course in maintained and aided schools increased by 3,246 to 46,378. The number attending upper primary schools is 47,118, an increase of 3,986 over the 1958 figure. The number in the final year or Standard VI increased by 598 to 6,668.

It is the Government's long-term policy to provide a full primary course of eight years for all children. Although this end cannot be achieved until more money, more buildings for schools and more teachers with secondary education qualifications become available, considerable progress is being made. It is estimated that about 93 per cent of the lower primary age group (eight to eleven) are in school. At the end of the four-year lower primary course a selection has to be made and only 40 per cent of the children from Standard II are able to go on to the next two years of the primary course, except in urban areas where all children entering Sub-standard A are guaranteed a minimum of six years' schooling. After the sixth year selection is again made and only 56 per cent of the children completing Standard IV can proceed to Standards V and VI. In the upper primary age group (twelve to fifteen) about 23 per cent of the children are in school.

To meet the increasing demands from commerce and industry and Government departments for young men and women of more than primary education, secondary schools are being expanded as fast as the supply of money and teachers allow. The enrolment in junior secondary schools increased from 1,299 in 1958 to 1,563 (including 234 girls) in September, 1959, and the senior secondary enrolment rose from 412 to 504 (including fifty-seven girls) in 1959. In addition, there were fifty-five boys in the sixth form at Munali Secondary School.

Three girls from Northern Rhodesia completed their sixth-form studies at Goromonzi School in Southern Rhodesia, and it is hoped that they will be successful in their desire to go on to the University College in Salisbury. Four more girls who completed their School Certificate in Northern Rhodesia at the end of the year were to go to Goromonzi in 1960.

Two new large mission teacher-training colleges built with 100 per cent Government grants opened for their first intake of students in August, and a third was almost complete. Rebuilding continued at the Government Training College at Chalimbana. Teachers in training in September, 1959, numbered 900 men and 318 women, the latter figure being an increase of ninety-eight over last year's figure. Of these, 312 men and fifty-one women have had some secondary education and are taking upper primary school teachers' courses.

As a result of great efforts during the last two years to provide more school buildings in the main urban areas (the Copperbelt, Lusaka, Broken Hill and Livingstone) and because a more accurate survey of the child population there has been carried out, the situation in this particular field now appears more encouraging. Of an estimated total of 68,000 children in the primary school age group living in these areas, 42,972 (or 63 per cent) were at school in 1959. In the Copperbelt 28,229 children were enrolled of an estimated child population of 49,000 and it was possible to find places in school for 8,454 out of the estimated 9,900 who reached the age of eight years.

The enrolment of girls at all levels of the educational system continued to improve. The number of girls in lower primary classes rose from 80,845 in 1958 to 90,367 in 1959, 42 per cent of the total lower primary enrolment. In upper primary classes the enrolment rose by 1,694 to 11,211, 23 per cent of the total. In secondary schools there were 291 girls compared with 232 in 1958. A total of 411 women and girls attended homecraft courses after completing their academic education, and 135 were training as domestic science teachers.

One trades school had to be closed in 1959 because of the lack of applicants for enrolment. The total enrolment at the twenty such schools was 1,031. In addition there were 391 students at Hodgson Technical College where four-year courses leading to the City and Guilds Intermediate Certificate Examination for bricklayers, carpenters, mechanics, electricians and painters are held, in addition to three-year trades courses for leather workers and tailors, and two-year courses for instructors.

In September, 1959, thirty-six Africans were taking advanced courses, outside the Territory with the aid of scholarships from the British Council, the Territorial and Federal Governments. Fifteen were in the United Kingdom; six of these were doing a one-year education course at Moray House, Edinburgh, and one at St. Paul's College, Cheltenham, one was taking her domestic science diploma at Seaford, and one at Dublin. One was taking an accountancy course at Balham and Tooting College and one was reading law. Of the remainder, one was at Bristol University, one at Plymouth Technical College, one at Bath Domestic Science College, and one studying social welfare at Swansea. All the rest were in Africa: two at Makerere, one at Roma College in Basutoland, two studying medicine

at Durban, three doing degree courses at Fort Hare, and eleven at the University College of Rhodesia and Nyasaland, Salisbury.

The system of local education authorities and the Unified African Teaching Service continues to prove their value by raising the standards of education each year. School councils and parent-teachers' associations are also increasing steadily in number and doing valuable work.

Evening classes organised by the adult education section were increased and attendance in established classes improved. Over 1,000 students attend such classes whilst more than this attend academic classes organised by mining companies for their own employees. Eight thousand badges were awarded for homecraft courses taken under the Ministry's Badge Scheme and 2,000 new women joined classes during the year. Commercial evening classes were organised at several centres.

Approved provision for recurrent expenditure on African education during the financial year July, 1959, to June, 1960, was £2,210,964, representing a net increase of £297,021 over the corresponding figure for last year.

HEALTH

THE Health Department is now the responsibility of the Federal Ministry of Health and its activities are not therefore dealt with in this report.

PNEUMOCONIOSIS MEDICAL AND RESEARCH BUREAU

THERE was an increase of approximately 8,000 in the total number of clinical and radiological examinations carried out in 1959 as compared with last year. This was due to an increase in the number of African initial examinations and the increased number of examinations resulting from the reopening of Bancroft Mine.

There has been a reduction in the number of certifications of pneumoconiosis and tuberculosis in both European and African miners. A detailed investigation into the pneumoconiosis risk at one of the major mines has shown that the marked improvement in dust conditions over the past ten years is such that no case of pneumoconiosis has occurred in that mine or, indeed, in any other of the major copper mines of Northern Rhodesia, in any miner whose exposure was subsequent to 1950.

Apart from the routine work, several investigations were completed during the year, resulting in the acceptance of three papers for publication: (a) "A Comparative Study between Europeans and Africans in the Mining Industry of Northern Rhodesia", (b) "The Incidental Histopathological Findings in the Lungs of a Series of European and African Post-mortems", and (c) "Pulmonary 'Coin' Lesions". Further research projects are being carried out, and it is hoped they will be completed and submitted for publication next year. The chief of these are (a) the effect of vole vaccination in miners exposed to siliceous dust, (b) chronic bronchitis in African miners and non-miners, and (c) the treatment of silico-tuberculosis.

The summary of the work and findings of the Bureau during 1959 is appended below:

(i) <i>Total Examinations:</i>	
Total of persons examined	38,873
(Europeans 6,231; Africans 32,642)	
Total number of examinations	40,249
(Europeans 6,361; Africans 33,888)	
(ii) <i>Acceptances and Rejections:</i>	
Total examined or re-examined for first engagement .	11,933
(Europeans 1,780; Africans 10,153)	
Total accepted	11,202
(Europeans 1,606; Africans 9,596)	
Total rejected	731
(Europeans 174; Africans 557)	
(iii) <i>Post-mortem Examinations:</i>	
Total post-mortem examinations	99
(Europeans 21; Africans 78)	
Total post-mortem examinations at which compensable disease was found	Nil
(Europeans P. nil; T. nil; P. plus T. nil)	
(Africans P. nil; T. nil; P. plus T. nil)	
(iv) <i>First Certifications:</i>	
Total first certifications of pneumoconiosis alone .	24
(Europeans 7; Africans 17)	
Total first certifications of tuberculosis alone . . .	30
(Europeans 7; Africans 23)	
Total first certifications of pneumoconiosis with tuberculosis	8
(Europeans 2; Africans 6)	
Total of all first certifications of compensable disease (Europeans 16; Africans 46)	62
(v) <i>Recertifications:</i>	
Persons previously certified who in 1959 were re-certified as having advanced in stage of pneumoconiosis	20
(Europeans 8; Africans 12)	
Tuberculosis added to previous pneumoconiosis . . .	8
(Europeans 2; Africans 6)	
Pneumoconiosis added to previous tuberculosis . . .	Nil
(Europeans nil; Africans nil)	
Total certifications of advance or complications . . .	28
(Europeans 10; Africans 18)	
(vi) <i>First Certifications (Northern Rhodesia Service only):</i>	
First certifications of persons whose only known exposure to risk of pneumoconiosis has been in Northern Rhodesia mines	43
Pneumoconiosis alone	17
(Europeans 2; Africans 15)	
Pneumoconiosis with tuberculosis	6
(Europeans nil; Africans 6)	
Tuberculosis alone	20
(Europeans 2; Africans 18)	
(vii) Average length of mining service of the fifteen new (1959) African pneumoconiotics with known exposure to risk in Northern Rhodesia mines	
Months	162.5
Average length of mining service of the two new (1959) European pneumoconiotics with known exposure to risk in Northern Rhodesia scheduled mines	
	193
Shortest exposure to risk productive of pneumoconiosis in any miner in this category	
	54

SOCIAL WELFARE

SOCIAL welfare services in Northern Rhodesia are provided for members of all communities as a result of the joint efforts of the Government, the local authorities and voluntary bodies.

From 1952 until February, 1959, the Government, through the Department of Welfare and Probation Services, accepted direct responsibility for all social case work amongst all communities. In February, 1959, a Ministry of Local Government and Social Welfare was established, and the former Department of Welfare and Probation Services became a branch of this Ministry. One valuable by-product resulting from the merger of welfare services with local government services has been closer co-operation between two former separate departments of the Government, both concerned in the field of African welfare services. Every local authority has been rapidly developing its recreational and welfare facilities for its African tenants and this has now become an important aspect of local government administration. Approved welfare schemes attract a 50 per cent grant-in-aid from the Central Government; these include schemes for youth work, group activities outside a formal academic content, and the training of women in homecrafts and domestic science. The cost of recreational and sporting facilities is borne by the local authority itself.

Voluntary organisations providing approved facilities ancillary to the work of the Ministry's direct services may also receive from the Government, grants towards capital projects, e.g. schools for the blind, children's homes and, where an organisation provides a service for the Federation as a whole, a grant may be paid to an organisation outside Northern Rhodesia. For example, in 1959, a grant of £1,000 was paid to the Anglican Church to assist with the provision of a home in Bulawayo for the unmarried mother from the Eurafrican communities of the Federation.

The Ministry of Local Government and Social Welfare now acts as the agent of the Federal Government in discharging the latter's responsibility for the care of aged persons in need. Formerly this duty was undertaken by the Department of Welfare and Probation Services. At 31st December, 1959, there were 431 persons in receipt of allowances involving the Federal Government in an annual cost of approximately £74,000. Non-Africans over sixty years of age who have resided for fifteen years or more in the Federation are eligible for an "aged person's allowance" if their assessed income is less than £300 per annum. The maximum allowance payable to any applicant is £224 per annum, and this allowance is reduced according to the assessed income of the applicant, Eurafricans and Asians receiving allowances at two-thirds of the European rate.

All recipients of aged persons' allowances living in the Federation are afforded free medical treatment in Government hospitals and are entitled to free dentures and spectacles provided that these are supplied through Government channels.

The Government of Northern Rhodesia assists distressed Africans, whether aged or not, by voting funds to officers of the Provincial Administration in areas where Social Welfare Officers or Social Workers are not in post.

For the European aged person in need, a home has been established at Ndola—known as “Roshaven”—which provides accommodation for thirty-two persons at sub-economic rates. The home is managed by the Salvation Army and the difference between the maintenance paid by the residents to the Warden and the actual costs of running “Roshaven” is met by the Government. This amounts to approximately £3,000 per annum.

For the aged and ailing destitute African who has lost touch with his home in the rural area, funds have been made available to establish a small home in an African township in the Copperbelt and it is hoped that this will be opened in 1960.

In 1957, an Early Settlers' Award Fund was brought into being to afford *ad hoc* assistance to persons over fifty-five years of age who had settled in Northern Rhodesia prior to 31st December, 1920. Following an initial grant of £2,500 from the Government, the Fund has benefited considerably from donations from the territorial lotteries and from subscriptions from outside bodies. The Board has insufficient funds to consider recurrent grants to aged persons, but has sufficient funds at its disposal to make life more comfortable for those in need who have contributed to the development of the Territory. Assistance given by the Board usually takes the form of a grant for clothing, a much needed holiday at the coast, furniture or personal comforts.

The relief of distress for all communities is the Territorial Government's responsibility and a considerable amount of work is carried out annually by welfare staff in relieving distress. In this work the Director of Social Welfare has the advice of a Central Welfare Assistance Committee, which consists of representatives of the Federal Ministries of Education and Health, the Territorial Ministry of Finance and two members of the general public. The Director of Social Welfare is the chairman of the Committee and during 1959 the Committee disbursed a total sum of £35,806.

In addition to paying regular monthly compassionate allowances approved by the Central Welfare Assistance Committee to individuals and families in need, amounting to approximately £13,500, *ad hoc* assistance is given to necessitous persons and, of the total sum above mentioned, approximately £10,000 was spent in respect of African destitution. In February, 1959, due to the initiative of the Rotary Club of Lusaka, a Society for the Care of the Aged in this Territory was brought into being and, with a grant of £15,000 raised by the Rotary Club, the Society is in the process of establishing an Eventide Centre

in Lusaka for single persons and married couples who, for one reason or another, are in need of accommodation. The Federation of Women's Institutes in Northern Rhodesia are responsible for running sixteen flatlets in Ndola to provide accommodation for single women, and to some extent "Roshaven" at Ndola provides accommodation for single men, but no facilities exist at the present moment in this Territory for the accommodation of aged married couples, and the proposed Eventide Centre will provide a much needed service. Moreover, as funds are raised by the Society, it is proposing to establish a hostel for both men and women who are semi-sick and no longer able to fend for themselves in their own homes—however labour-saving these may be.

In the field of child care the Government welfare staff are active in both the preventive and remedial fields. All European officers of the welfare branch are Juveniles Inspectors under the provisions of the Juveniles Ordinance (Chapter 8 of the Laws of Northern Rhodesia) and in exercising their functions under this Ordinance may bring before a Juvenile Court any juvenile under the age of nineteen years whose home circumstances are unsatisfactory or where it can be shown that the child or young person is falling into bad associations, is exposed to moral or physical danger, or beyond control.

The Ministry maintains three homes—one particularly as a holding centre for juveniles who have appeared, or are due to appear, before a court—for the reception and care of children committed by the courts to the care of the Director of Social Welfare in his capacity as Commissioner for Juvenile Welfare. During 1959, some thirty-two children passed through these homes, and at 31st December, 1959, there were twelve children in semi-permanent residence.

The voluntary organisations in the Territory interested in the field of child care frequently provide residential facilities and the Government makes full use of their resources. In Lusaka, the Northern Rhodesia Guild of St. Joseph runs a home for twenty-four boys over ten years of age and the Northern Rhodesia Child Care and Adoption Society has recently established in Broken Hill a home for twenty-four girls who are of school-going age. The Sons of England Patriotic and Benevolent Society run a small home in Kitwe for ten boys and girls of primary school age and the Knights of de Gama are establishing in Luanshya a home for the reception of boys and girls under school-going age.

African motherless children are the subject of a special arrangement with missions operating orphanages and the Ministry is responsible for an annual grant-in-aid towards the cost of maintaining these children: the native authority accepts responsibility for part payment of the annual maintenance charges also.

At the end of 1959 the Ministry was negotiating for the purchase of suitable premises in Fort Jameson to open as a home for the Eurafrican

child in need of care and protection, and the Northern Rhodesia Child Care and Adoption Society is planning ancillary services for Eurafrican children in Lusaka.

Welfare staff are involved in adoption proceedings and are invariably appointed to act as guardians *ad litem* when petitions to adopt a child have been lodged with the court. The Director of Social Welfare in his capacity as Commissioner for Juvenile Welfare is directly concerned in all adoption proceedings and must be notified by petitioners of their proposed application to the court for an adoption order. All placements of children with a view to adoption must also be notified to the Commissioner for Juvenile Welfare.

The Northern Rhodesia Child Care and Adoption Society is the only registered adoption society in the Territory and this society, through its local case committees in the main towns of the Territory, does very valuable work in the adoption field.

In regard to the care of the physically and mentally handicapped, the major effort in this field of social work is directed towards assistance by means of grants to those organisations and missions who provide shelter and training facilities for blind persons. In the Luapula Province, however, a Social Welfare Officer has been seconded to an Area Blind Board to operate a school for blind children and to provide after-care for blind adults in that area, where the incidence of blindness is particularly high.

A block grant-in-aid of £7,500 per annum is made to the Northern Rhodesia Society for the Blind for its work in operating blind schools and training centres in addition to its responsibility for training blind teachers of the blind. Missionary bodies running blind schools also receive assistance by way of grants-in-aid for capital projects, e.g. dormitories, classrooms, houses for teaching staff, in addition to a per capita grant-in-aid for all registered pupils at blind school.

A school for deaf and dumb children managed by the D.R.C. Mission near Fort Jameson receives an annual grant-in-aid for its work and, in 1960, the Ministry of Local Government and Social Welfare will assume responsibility for grants-in-aid towards the maintenance of pupils in five leper schools. For some years an annual grant towards the salary of a lay worker employed at the Fiwela Leper Settlement has been made.

Adult handicapped persons are invariably maintained from the relief vote of the Ministry and the Director of Social Welfare has, in a few cases, arranged for the training of handicapped persons outside Northern Rhodesia with a view to providing such persons with a trade so that they may be self-sufficient.

The Federal Government, through the Ministry of Health, provides services for the ineducable juvenile and the Ministry of Education offers training facilities for the educable defective child. Voluntary bodies have

been formed to cater for several categories of physically handicapped persons, for example the Northern Rhodesia Society for Handicapped Children, the Northern Rhodesia Polio Fund and the Lusaka Society for African Cripples. In 1959, an Association for the Home Teaching of Retarded Children was formed, and in 1960 steps are being taken by the voluntary bodies concerned to make a survey of the Copperbelt in order to consider what residential training facilities might be provided for handicapped children.

In the field of delinquency all welfare staff of the Ministry of Local Government and Social Welfare are gazetted Probation Officers under the Probation of Offenders Ordinance (Chapter 258 of the Laws of Northern Rhodesia). Happily the number of delinquents is small and the duties of the Social Welfare Officers as Probation Officers are not arduous. The African social workers, however, are heavily engaged in meeting the demands of the courts in connection with the steadily rising numbers of juvenile offenders and the growing number of cases placed under their supervision by the courts.

Apart from criminal cases, the Welfare Officer in his capacity as a Probation Officer plays a vital role in the civil side of the courts, for example in domestic proceedings. In the urban native courts particularly African social workers are dealing with a substantial volume of matrimonial cases.

Whilst the Government's primary responsibility is for case working services for all communities, of necessity, in a developing country such as Northern Rhodesia, it has concerned itself with the stimulation of community development services for Africans in the settled areas both on and off the line of rail. Mention has been made of the system whereby the Ministry has assisted in the development of welfare services provided by local authorities. For rural welfare projects, such as community centres, club rooms, reading rooms and the formation of welfare associations, grants are made. In 1959, a sum of £8,300 was disbursed for these purposes.

To co-ordinate and extend welfare work in the Territory, Government departments concerned with social betterment, the local authorities and voluntary bodies joined together in 1954 to form a Northern Rhodesia Council for Social Service and in 1959 some thirty organisations made up its constituent membership. The Council has done valuable research into social problems and arranged courses for the training of voluntary workers. It has plans to provide lectures and library facilities for students in Northern Rhodesia reading for the University of London Diploma in Social Studies and is moving towards the establishment of its own residential college for the training of social workers at university and sub-university level.

Arising out of the interest of the Council for Social Service in youth work, the Council pressed for the appointment of a Territorial Youth Organiser who would concern himself with the development of youth

services in the Territory, and the Government accepted this recommendation. A Youth Sub-Committee of the Council was formed and charged with the duty of establishing a training centre which would provide a focal point for youth work in Northern Rhodesia. This centre was formally opened in 1957 by Her Majesty Queen Elizabeth The Queen Mother at Mulungushi, near Broken Hill, and named the "King George VI Memorial Camp", in view of the keen interest which, as Duke of York, the late King had shown in youth services. At the camp, clubs of all races are brought together for camping, conferences, sports and cultural interests and over 3,000 young people passed through it during the year under review.

One of the main obstacles to the development of social welfare in Northern Rhodesia has been the shortage of trained personnel. To remedy this the Welfare Department, in 1954, opened its own training centre for African social workers, offering at this centre a two-year residential course in social studies. Students who completed satisfactorily the academic course were required to undergo two years' satisfactory practical work before receiving their "Certificate in Social Studies".

Unfortunately, due to the period of financial stringency through which the Territory passed in 1958, this training centre had to be closed in April, 1959, but the department did not abandon training schemes and several "refresher" courses have been arranged for persons already in social work. At the same time the Social Welfare Officer in charge of training has been running an "in-service" training scheme whereby any person in accredited social work can register for an External Certificate in Social Studies which required students to follow, during their spare time, a course of studies which led them to four annual examinations. At 31st December, 1959, 107 social workers in the employ of the local authorities were registered for the above-mentioned certificate.

To summarise the position, welfare services have—since the establishment of a Welfare Department in 1952—evolved and developed to meet the growing needs of the Territory. Whilst the Government has recognised that its chief aim is to operate services of a remedial nature, e.g. probation services, child protection services and the relief of distress, it has encouraged the development of local government welfare services and the growth of voluntary organisations. No attempt has been made to assume responsibilities which local people might assume themselves if assisted financially, and in fields of work where qualified personnel are necessary, welfare staff have been seconded to voluntary organisations until they have become sufficiently established to employ their own staff.

The Ndola, Roan Antelope and Nkana-Kitwe lotteries have made generous contributions to a variety of welfare organisations and projects. There is no dearth of public interest in welfare work and social development is handicapped only by the shortage of trained social workers.

Chapter 8: Legislation

DURING the year 1959, forty Ordinances passed through the Legislative Council, the majority of which were concerned with relatively minor amendments to existing legislation. Special mention should, however, be made of the following:

The Liquor Licensing Ordinance repealed and replaced the existing Ordinance on this subject, introduced new types of licence and defined more closely the discretion placed in licensing authorities. The law relating to children and young persons in respect of intoxicating liquor and licensed premises is expanded and the sale of intoxicating liquor, other than spirits, to Africans is made lawful except in bars where spirits are sold, but the sale of spirits to Africans other than permit holders remains prohibited.

The Town Planning (Amendment) Ordinance amended the principal Ordinance so as to ensure that the subdivision or a change in the character of the use of land would not injuriously affect the proper development of the area in which the land was situated in accordance with plans prepared under the principal Ordinance.

The Arms and Ammunition (Amendment) Ordinance ensures that all persons having fire-arms and ammunition in their possession should take all reasonable precautions to ensure that such fire-arms and ammunition are properly safeguarded.

The Public Order (Amendment) Ordinance incorporated in the principal Ordinance certain provisions previously contained in the Police Ordinance relating to the control of public meetings and processions. Provision was also included to enable the Chief Secretary to exempt approved religious organisations in his discretion.

The Criminal Procedure Code was amended twice during the year. The amending Bills included provision to ensure that the powers imposed upon the High Court in respect of a revision of criminal cases were not exercised where a convicted person had already appealed or applied for a case to be stated. Other amendments restricted the right of appeal where a person has only been sentenced to a fine not exceeding £5. In such cases the appeal is allowed only where the Attorney-General certifies that an important point of law is involved. This provision is intended to prevent the courts from being flooded with appeals in petty cases. Provision was also included to enable persons arrested by police officers to be taken before native courts where this is desirable and where such courts have jurisdiction. Various rule-making powers were transferred from the High Court

to the Chief Justice in order to ensure that there is only one rule-making authority.

The Trades Licensing Ordinance gave effect to the recommendations contained in the Report of the Committee Appointed to Inquire into the Businesses Ordinance by repealing and replacing that Ordinance. The principal alterations provided that persons rendering services need not be licensed and discarded the distinction between general dealers and specialised dealers: only one type of licence now being required to sell goods from a store.

The Pools Ordinance was introduced to regularise the operation of pools in the Territory under a system of licensing and to regularise in a similar way the operation in the Territory of agents of pools promoted outside the Territory. The Governor in Council is enabled to issue licences and to attach conditions to such licences.

The Penal Code (Amendment) Ordinance provides for the increase in penalties in respect of offences relating to seditious practices and empowers the Governor to control in certain circumstances harmful boycotts.

The Public Order (Amendment) (No. 2) Ordinance empowers regulating officers to impose, upon permits to hold meetings, conditions relating to the recording of the proceedings of such meetings.

The Riot Damages (Amendment) Ordinance. The objects of this Bill were to enable a levy to be raised even in cases where all persons concerned in a riot had been prosecuted to conviction and made the principal Ordinance permanent.

Chapter 9: Justice, Police and Prisons

JUSTICE

THE courts administering justice are the High Court, Subordinate Courts and Native Courts.

The law administered in the High Court and Subordinate Courts is founded upon English Law, both common law and equity and Imperial statute law in force on 17th August, 1911. Orders in Council and territorial Ordinances are of overriding force, however, and English law has thereby been modified to suit local conditions. Criminal law and procedure are laid down by a Penal Code and Criminal Procedure Code respectively. Civil procedure is governed by rules of court. Both codes and the rules of court follow English law and practice to a very large extent.

A Native Court normally follows the native law and custom prevailing in the area of the jurisdiction of the court, so far as it is not repugnant to justice or morality or inconsistent with the provisions of any Order in Council or other law in force in the Territory. Native Courts also administer the law contained in certain Ordinances within the limits prescribed for the court in question.

The High Court consists of the Chief Justice and three Puisne Judges. The principal registry of the High Court is situated at Lusaka and there are district registries at Ndola and Livingstone. The Chief Justice and the senior Puisne Judge are stationed at Lusaka and, in addition to hearing trials in that town of cases which arise in the Central Province, go on circuit to Livingstone (for Southern Province cases), Fort Jameson (for Eastern Province cases) and Mongu (for cases arising in the Barotseland Protectorate). The remaining two Puisne Judges are stationed at Ndola where they hear trials of cases which arise in the Western Province (principally the Copperbelt towns) and North-Western Province. These judges periodically go on circuit to Kasama where they try cases which arise in the Northern and Luapula provinces. In addition, the judges stationed at Ndola assist in the circuit work of those stationed at Lusaka when necessary.

The Chief Justice is *ex officio* a judge of the Federal Supreme Court. The Registrar is a Deputy Registrar of that court.

The Registrar and the Deputy Registrar in the principal registry and the District Registrars in the district registries perform the functions of a Master of the High Court in respect of interlocutory proceedings, and of a Registrar in Bankruptcy in respect of bankruptcy proceedings. In the principal registry the Registrar and his deputy also attend to probate work and exercise the powers of a Master in Lunacy, as to which the High

Court performs functions similar to those of the Court of Protection in England in respect of persons within the Territory who suffer from mental disorders. The Registrar is *ex officio* the Registrar-General of Births, Deaths and Marriages and Sheriff of Northern Rhodesia.

In its original jurisdiction the High Court tries cases of treason, murder and manslaughter or attempts or conspiracies to commit, or aiding and abetting the commission of, those offences and, generally, the more serious offences of other types committed for trial to that Court. On the civil side its jurisdiction is unlimited. Divorce jurisdiction is exercised under the current Imperial Matrimonial Causes Act and the Colonial and Other Territories (Divorce Jurisdiction) Acts.

In its appellate jurisdiction the High Court hears appeals from Subordinate Courts and, subject to intermediary appeals in certain cases, appeals from Native Courts.

The High Court assesses sentence where offenders are remanded for sentence by a Subordinate Court when that Court considers its power of punishment inadequate for the case in hand. The High Court also undertakes the review of cases from Subordinate Courts where the sentence imposed is such as to require confirmation by the High Court or where the monthly return of criminal cases rendered by each Subordinate Court indicates that a review is necessary or desirable. In the exercise of its revisionary jurisdiction the High Court has all the powers it would have had if there had been a formal appeal.

Criminal and civil appeals from the High Court go to the Federal Supreme Court which normally sits at Salisbury in Southern Rhodesia, but which visits Lusaka from time to time to dispose of appeals emanating from Northern Rhodesia.

An analysis of the work undertaken in the High Court during the year is set out in Appendix IX.

The new Courts of Justice for the High Court at Ndola were opened by His Excellency the Governor on 19th December, 1959. The building is of late Georgian design similar to that of the new building for the High Court at Lusaka which was opened in 1958. The High Court is now therefore provided with good modern buildings for the disposal of court business in the two principal centres.

Subordinate to the High Court are the Magistrates' Courts which function under the Subordinate Courts Ordinance. These courts are divided into four classes—

Class I. Those of Provincial Commissioners, Senior Resident Magistrates and Resident Magistrates.

Class II. Those of District Commissioners.

Class III. Those of District Officers not in charge of a district.

Class IV. Those of such Cadets in the Provincial Administration as have been given judicial powers.

There is an establishment of four Senior Resident Magistrates and of fourteen Resident Magistrates in the Judicial Department. These magistrates work in groups as follows:

- (a) The Lusaka Magisterial Group is comprised of a Senior Resident Magistrate stationed at Lusaka and two Resident Magistrates stationed in the same town, a third stationed at Broken Hill and a fourth at Fort Jameson. The magistrates stationed at Lusaka make periodic visits to hold court at Mazabuka and Kafue. The magistrate stationed at Broken Hill also holds court at Chisamba and Mumbwa. The magistrate stationed at Fort Jameson also holds court at Petauke, Katete and Lundazi.
- (b) The Kitwe Magisterial Group is comprised of a Senior Resident Magistrate stationed at Kitwe, a Resident Magistrate stationed in the same town, a second stationed at Mufulira and a third stationed at Chingola. The magistrates stationed at Kitwe also hold court at Kalulushi, and the magistrate at Chingola periodically visits Bancroft to hold court.
- (c) The Ndola Magisterial Group consists of a Senior Resident Magistrate stationed at Ndola, a Resident Magistrate stationed in the same town (who also acts as the District Registrar of the High Court in that town), and a second stationed at Luanshya.
- (d) The Livingstone Magisterial Group is comprised of a Senior Resident Magistrate stationed at Livingstone, and a Resident Magistrate stationed in the same town (who also acts as District Registrar of the High Court District Registry in Livingstone). The magistrates stationed at Livingstone also periodically visit Kalomo, Choma and Monze to hold court.

During the year, Senior Resident and Resident Magistrates also visited courts in the Northern, Luapula and North Western provinces and Barotseland Protectorate from time to time, to undertake the trial of important cases.

The administration of Senior Resident Magistrates' and Resident Magistrates' Courts is undertaken by the High Court and the non-professional staff of those courts is interchangeable with that of the High Court.

Subordinate Courts of Class I exercise a wide criminal jurisdiction. Cases of treason, murder, manslaughter and related offences are, however, reserved for trial by the High Court. Other cases may be committed for trial by the High Court at the discretion of the magistrates having regard to the gravity or complexity of the case. A Senior Resident Magistrate may impose sentences not exceeding five years' imprisonment. Provincial Commissioners and Resident Magistrates may impose sentences not exceeding three years' imprisonment. Sentences of more than three years' imprisonment by a Senior Resident Magistrate or of more than two years'

imprisonment by a Provincial Commissioner or Resident Magistrate are subject to confirmation by the High Court.

A Class I Subordinate Court held by a Senior Resident Magistrate has civil jurisdiction in claims arising from contract or tort of up to £400. Its civil jurisdiction also extends to the appointment of guardians of infants, the adoption of infants, the making of maintenance and affiliation orders and suits for recovery of land where neither the value nor the rent exceeds £300 per annum.

Class I Subordinate Courts held by Provincial Commissioners or Resident Magistrates have similar jurisdiction except that the monetary limits are £200 in the case of claims arising from contract or tort and £144 per annum value or rent in the case of suits for recovery of land.

Class II Subordinate Courts have a similar criminal jurisdiction to that exercised by Class I Courts, and a power of sentencing to imprisonment not exceeding three years, but sentences of more than one year's imprisonment imposed in a Class II Court are subject to confirmation by the High Court. In civil causes arising from contract or tort their jurisdiction is limited to claims not exceeding £100. They also have jurisdiction as to guardianship of infants, maintenance and affiliation orders (but not adoption of infants) and a similar jurisdiction as to recovery of land to that of Class I Courts.

The jurisdiction of Class III and Class IV Subordinate Courts is more limited.

Statistics as to the volume of civil work undertaken in Senior Resident and Resident Magistrates' Courts during the year are set out in Part II of Appendix IX hereto. Consolidated statistics of the volume of criminal cases and sentences imposed in the High Court and Subordinate Courts (but not Native Courts) appear in Appendix VII hereto.

All mayors of municipalities are *ex officio* Justices of the Peace. Other Justices of the Peace are appointed by the Governor and hold office during the Governor's pleasure. By special order of the Governor, made with the concurrence of the Chief Justice, a Justice of the Peace may be appointed to hold a Subordinate Court of the Third Class. Except for justices so appointed Justices of the Peace do not exercise judicial functions. They are, however, empowered to administer oaths and are required to preserve the peace and to that end can call upon the police and members of the public for assistance. They have powers of arrest and upon receipt of a complaint can issue process returnable before a Subordinate Court.

Legal practitioners normally practise as both barristers and solicitors. They have a right of audience in the High Court and in the Subordinate Courts but not before Native Courts. There were fifty-eight practitioners in the Territory in 1959. Qualification for admission may be obtained by service under articles of clerkship, normally for five years, with a practitioner in the Territory, the passing of the English Law Society's examinations,

and the passing of an examination in the laws of Northern Rhodesia and the Federation.

Persons entitled to practise as barristers or admitted to practise as solicitors in England, Northern Ireland or the Republic of Ireland and advocates, writers to the signet, solicitors or law agents from Scotland, may be admitted as legal practitioners in Northern Rhodesia without previously serving under articles of clerkship in the Territory.

Depending on the length of their experience since call or admission in their country of origin such candidates are required to undertake six or twelve months' employment with a practitioner in the Territory and to pass the examination in the territorial and federal laws before qualifying for admission. Those who were barristers in their country of origin are also required to pass the bookkeeping and trust accounts examinations of the English Law Society.

The Law Society of Northern Rhodesia is incorporated by Ordinance and takes an active part in maintaining the standards of conduct of the legal profession in the Territory. It also represents, protects and assists members of the profession as regards conditions of practice and otherwise and protects and assists the public in matters touching the legal profession.

POLICE

THE authorised establishment of the Northern Rhodesia Police in 1959 was 762 subordinate officers and 4,336 other ranks. The establishment also included 177 European and 145 African civilian employees. The European establishment comprised 129 superior police officers (i.e. officers of the rank of Assistant Superintendent upwards), forty Chief Inspectors, 640 Senior Inspectors, Inspectors and Assistant Inspectors (Grade I) and forty Women Assistant Inspectors. The establishment of subordinate officers provides for forty-two African Assistant Inspectors, Grades II and III. The standard of literacy among African policemen was maintained and at the end of 1959 a total of 2,010 had passed the Standard IV examination in English and 1,549 were in receipt of the Standard VI education allowance and 135 had passed a higher standard examination.

The headquarters of the Force are at Lusaka.

There are seventy-nine police stations, sub-stations and posts in the Territory, not including eight divisional and eleven district headquarters offices, the Mobile Unit and the Training School. The large majority of police stations are in the line-of-rail districts. In addition to the usual branches such as the Criminal Investigation Department, the Force maintains reinforcements in the form of a self-contained and completely mobile body which can be used, should the need arise, in any part of the Territory.

For the purpose of administration, the Territory is divided into eight police divisions. These accord with territorial provinces except that an

additional division has been established at Lusaka. There is also a police station at Mongu in the Barotseland Protectorate.

The Force maintains thirty-eight horses used for mounted patrols at Lusaka, Mazabuka, Choma and Chisamba, and at the Police Training School for equitation instruction. Ten police dogs are maintained, eight at Lusaka and two at Ndola.

The Northern Rhodesia Police Reserve was established in December, 1950; the Chief Commandant is a Senior Superintendent at Force headquarters. The reserve is a volunteer organisation and corresponds to the organisation of the Force. There is in addition a Reserve Flight. There are thirty Reserve formations distributed throughout the Territory.

The following comparative tables show the number of cases handled by the police:

<i>Year</i>	<i>Penal Code offences</i>	<i>Statutory offences</i>	<i>Total all cases</i>
1952 . .	15,297	27,580	42,877
1953 . .	16,721	42,907	59,628
1954 . .	22,633	57,321	79,854
1955 . .	24,203	58,629	82,832
1956 . .	24,581	61,700	86,281
1957 . .	26,254	66,298	92,552
1958 . .	29,951	76,522	106,473
1959 . .	30,130	67,590	97,720

The breakdown of cases reported to and handled by the police during 1959 is set out in Appendix VI and the number of persons dealt with by the courts is set out in Appendix VII.

PRISON SERVICE

RESPONSIBILITY for the Prison Service in Northern Rhodesia is divided between the Federal and Territorial Governments. Twelve prisons are situated on the line of rail or at provincial headquarters, and these come under the direct supervision of European prison officers of the Federal Prison Service. Thirty-three district prisons and lock-ups remain as a territorial responsibility, under the supervision of officers of the Provincial Administration with District Messenger staff as warders. These come under the control of the Minister of Native Affairs and are financed out of territorial funds.

All prisoners, wherever originally committed, are transferred to prisons at provincial headquarters or on the line of rail, if they have sentences of six months or over to serve. This gives the long-term prisoner the opportunity of receiving full instruction in a trade. Training for short-term prisoners who show a willingness or an aptitude is also given at prisons in the districts if facilities are available for such training. They are also encouraged to keep gardens and supplement their rations with fresh vegetables.

Remission in prisons in the districts is at present on the basis of one quarter of the sentence.

Chapter 10: Public Utilities and Public Works

THE former Public Works Department no longer exists as such. It is now incorporated in the Ministry of Transport and Works. The Ministry consists of three main branches (Buildings, Mechanical, Roads) each under a Chief Engineer; an electrical section which is in charge of a Chief Electrical Adviser and which deals with electrical matters other than those which are directly associated with buildings (which are the responsibility of the Buildings Branch); the Road Traffic Commissioner's office and the Government Communications Flight. The heads of branches and sections are responsible to the Secretary for Transport and Works who is, in turn, responsible to the Minister.

BUILDINGS BRANCH

A TOTAL number of 5,291 non-Europeans and 352 Europeans was employed by the Buildings Branch at the end of December, 1959.

Capital value of buildings maintained increased by £3,703,066 to £35,375,710.

	£
Cost of maintenance to buildings . . .	365,146
Expenditure against Capital Fund . . .	2,706,390
Expenditure for Federal Government . . .	1,596,692
Expenditure at Kariba	405

Tenders were invited for 273 projects to the value of £2,476,800; 219 building and three supply contracts were awarded.

Water Section

The Water Section of the Buildings Branch includes township water supply schemes, water reticulation and sewage disposal schemes for institutions, and domestic sanitation and internal water supplies to buildings.

The water softening plant for Lusaka Municipal Council was handed over and commissioned during the year.

The rural township water supplies at Balovale, Lundazi, Solwezi and Kasama were completed and construction of Serenje, Mongu (Phase II), Kasama (Phase II), Fort Rosebery (Phase II), Mankoya, Kasempa, Gwembe and New Mkushi were put in hand. The Samfya Scheme was electrified and well points used with success instead of filtration works. Forty-six designs for institutional water supplies were completed and several filtration plants for swimming baths designed, while the designs for thirteen townships were undertaken. Three sewage disposal works were constructed and two pumping stations, while fifty-three designs for sanitation, storm water and internal water supplies for buildings were carried out.

Two contracts for sewerage connections to buildings in Livingstone and Lusaka, seven contracts for erection of steel water towers and two contracts for waterworks for townships were let during the year.

Electrical Section

The function of the Electrical Section is to be responsible for the design and preparation of drawings, specifications and bills of quantities for contract electrical installations and reticulation on institutional sites, together with necessary estimates for these works. This also includes instructions for departmental works, the organisation of running contracts for electrical maintenance and rewiring of buildings throughout the main towns of Northern Rhodesia, and the preparation of running contracts for the supply of electrical equipment, including air-conditioning plant, lift installations and refrigeration. The Electrical Section also issues instructions on departmental minor works, including supervision and final commissioning of these projects.

Considerable work has been completed in 1959 with regard to the electrification of all African and European housing and Government buildings in the rural townships such as Kasama, Abercorn, Fort Rosebery, etc.

The section acts, in conjunction with the Chief Electrical Adviser's department, as an adviser to all departments, where electrical installations are required.

Quantity Surveyors Section

The section prepared forty-eight bills of quantities mainly for territorial works and measured variations amounting to £70,000 omissions, and £712,000 additions.

In addition to work undertaken by consulting quantity surveyors on behalf of the Branch, the section administered eighty-one current contracts and issued payment certificates to contractors amounting to some £660,000. Final accounts were completed on fifty-four contracts amounting to £1,072,000.

All tenders were examined and reported upon and contractors' claims were handled by the section.

A new Standing General Specification for building works was prepared and issued.

All documents dealing with the contractual aspect were either vetted or prepared by the section and a consulting service on contractual matters was provided for the Roads Branch and the Chief Electrical Adviser.

Structural Section

During this year, all structural designs required for the department have been carried out by the section with one less staff than in 1958. On one school, prestressed concrete floors were used and found to be economical and speedy in erection.

In those areas where adequate technical supervision was available there was a marked improvement in the quality of building materials.

As required, the section has advised the Hotel Board regarding safety of older buildings, and the Industrial Loans Board regarding brickworks, precast concrete factories, etc.

Drawing Office and Statfile

During 1959, 57,484 prints were made from drawings prepared by the Branch. The statfile produced 2,600 prints and 4,000 drawings were photographed.

With a few minor exceptions, all bills of quantities, specifications, reports, etc., were duplicated by the Branch.

Buildings Branch Projects

As in previous years, the Branch undertook, on behalf of the Federal Government, the design, construction and maintenance of federal buildings and institutions in Northern Rhodesia in addition to the requirements of the Territorial Government. During 1959 work was carried out on the following projects:

Prisons

Contracts were let for Broken Hill Maximum Security Prison also for medium security prison extensions at Broken Hill and Kasama. Working drawings were in preparation for a medium security prison at Livingstone and four district prisons at other centres.

Civil Aviation

Contracts were let for a control tower building and operations block at Abercorn and Ndola. The erection of control tower buildings was commenced at Fort Jameson and Mongu by departmental labour force.

Military

At Tug Argan Barracks, stage II of the hospital, the classification range, quarters for eight single officers, one 3P type house and the Branch workshops were completed. Security measures were completed at the six Territorial Force training centres of the Territory.

Asian and Coloured Schools

The Lusaka Asian School was extended by four classrooms, and the Broken Hill and Ndola Asian schools by two classrooms each. Under construction were further extensions at the Asian schools at Broken Hill, Fort Jameson, Mazabuka and Ndola, and new schools of two classrooms each at Choma, Kalomo and Monze.

The Ndola Coloured School was extended by two classrooms.

Plans are well advanced for the first stage of a large Asian and Coloured secondary school at Lusaka, and for a junior mixed hostel at Fort Jameson to accommodate thirty-two boarders.

European Schools

Thirty-eight classrooms together with ancillary buildings were completed providing accommodation for approximately 1,330 pupils. Under construction were forty-two classrooms providing for a further 1,470 pupils.

Many projects were under planning including stage II of the extensions to the high schools at Mufulira, Broken Hill and Livingstone and stage III of the Girls High School at Kitwe.

Health

During the year, a number of health projects were completed, among the more important of these was the new Thomson Hospital, Luanshya, and additional ward accommodation to the Ndola Hospital. In the rural areas the additions to the rural hospitals at Mumbwa and Mankoya together with rural health centres at Maala, Mkubi, Ndola, Sinda Stop and Lusitu were completed. In addition, extra works were carried out to various dispensaries throughout the Territory.

In Livingstone a new European and Asian hospital for eighty beds is expected to be completed early in 1960, providing modern hospital facilities for the Southern Province.

In Lusaka planning for the first stage of the mental hospital, providing accommodation for 300 African patients, was begun. At Kasama Hospital a 15,000-gallon water storage tank, water reticulation and a Provincial Medical Officer's house have been completed and drawings for further substantial additions to the hospital buildings have been commenced.

In Mongu, stage I of the Lewanika Hospital has been completed and the contract for stage II of the hospital has been let.

Contracts will shortly be let for a new dispensary at Gwembe and major additions to the Fort Rosebery Hospital and contracts for stage I of standard rural hospitals at Feira, Samfya, Kwenje and Kanuma have also been let.

Posts and Telegraphs

A new post office and telephone exchange at Kitwe and stage II of the Ndola Post Office were completed. The Lusaka Telephone Exchange was put into operation; the new telephone exchange at Livingstone was completed and equipment is at present being installed.

Extensive alterations to the Chingola Post Office and Telephone Exchange were carried out.

Smaller-type post offices were erected at Monze, Pemba, Samfya and Choma as well as a number of rural-type post offices in various parts of the Territory.

A contract has been let for stages I and II of the new Mufulira Post Office and work is now under way.

Customs

A new customs shed was provided at Mpulungu and further customs accommodation built at Katima Mulilo, Kashiba and Sakania.

A new customs post and quarters are at present being erected at Kipushi.

Police

Thirty-four contracts were awarded ranging from £3,000 to £40,000, the total value of which amounted to £552,878.

The value of works carried out during 1959 amounted to £850,000 and the value of planning for new works amounted to £750,000.

Judicial

A new High Court was completed at Ndola and Resident Magistrates' court houses are being designed for Kitwe and Broken Hill. Construction of a new Magistrate's court house at Fort Rosebery was commenced.

African Schools

Ninety-six primary classrooms with specialist blocks were completed providing accommodation for approximately 4,320 pupils. Under construction were eight primary classrooms providing for a further 360 pupils.

Stage I of the teacher training college at Livingstone was completed and stage I of the college at Serenje is virtually complete and will be occupied early next year.

Under construction is a large secondary school at Mungwi, Kasama, and a contract has been awarded for the construction of stage I of a secondary school at Kawambwa.

Plans and supervision have again been provided for the African Education Department undertaking work from their own resources, particularly in respect of the schools at Chilenje, Matero and Ndola and the colleges at Hodgson, Chikuni, Chalimbana and Kitwe.

Housing

Eight-hundred and ninety-eight units of African housing were completed, bringing the total built since the end of 1950 to 25,129. A design was prepared for an improved four-roomed-type African house, of which several are under construction. Standard African rest houses were built at Kamwala, Namwala and Fort Jameson.

One hundred and forty-seven units of accommodation for European civil servants were erected and fifty-three purchased during the year. Designs were prepared for new-type houses for officers of the rank

of Provincial and District Commissioners, and a further low-cost all-electric house was designed for urban areas. Rest houses were designed for Kasama, Broken Hill and Mankoya, the latter two being built.

Offices

New bomas at Lusaka, Livingstone, Mazabuka, Abercorn, Mpika, Balovale, Kasempa, Solwezi, Chinsali and provincial office blocks at Fort Rosebery and Kasama were completed. The boma at Choma was started and extensions to existing bomas at Senanga, Sesheke and Mankoya were under construction. Tenders have been called for the construction of bomas at Mongu and Luwingu. New bomas at Kasama and Samfya are at planning stage and a boma at Kalabo is yet to be designed. Extensions to bomas at Fort Jameson and Katete are proposed, and the extension to the Mufulira Boma was completed.

New offices for the Veterinary and Game departments were completed at Fort Jameson, and office blocks at Lusaka and Kitwe are under construction.

Miscellaneous

The Queen's Warehouse and the African Clerical Training School (stage II) at Lusaka were completed.

Government Stores Depot, Ndola (stage II), was completed and the construction of a new forestry station at Kapalala was commenced. A new community centre and beer hall at Fort Rosebery was started also.

Various extensions to the Mechanical Workshops at Lusaka were undertaken, some now being complete and others under construction.

A new document reproduction block for the Ministry of Land and Natural Resources was completed.

MECHANICAL BRANCH

Organisation

WITH the increasing demand for mechanical services it has been necessary to open additional workshops at Chingola and Mufulira and to extend repair and maintenance facilities to Mpulungu and Serenje. Extra staff has had to be moved to Samfya to cope with extra work created by the various projects in the northern provinces.

Mechanical Branch facilities are now available in forty centres throughout the Territory.

Staff

Apart from an increase in the number of daily paid European mechanics which was partly offset by a reduction in the number of European mechanics on contract/gratuity terms, the strength of the Branch remains almost the same as for 1958. However, it is of interest that two African employees were promoted to the European scales.

The accounting, clerical and stores staffs were brought up to strength during the year.

The Pupil Engineer completed his period of training and was regraded as a Mechanical Engineer.

Passenger-carrying Vehicle Pool

As the passenger-carrying vehicle pool started in Lusaka in 1958 proved to be successful, a similar pool was established at Ndola.

At the same time consideration was given to setting up a vehicle passenger-carrying pool at Livingstone, but this was considered inadvisable.

As a result of the increased demand upon the resources of the passenger-carrying pools, it became necessary to amend the terms of reference.

Workshop Output

Excluding the cost of European labour which was valued at £214,000 the turnover of work in the main workshops increased from £658,085 to £728,163. The Branch was responsible for the repair and maintenance of all vehicles, plant, boats and pontoons belonging to the Northern Rhodesia Government and the Federal Government, operating in Northern Rhodesia, and also for steam raising, generating and pumping plants in the various schools, hospitals and hostels, and for the installation of water pumping plant and generating equipment.

The fleet of vehicles operating in Northern Rhodesia numbered 3,088 compared with 3,061 in 1958, and the number of items of plant increased by nearly 500 from 4,564 in 1958 to 5,030.

At the end of the year the number of vehicles out of action amounted to 6.6 per cent of the total fleet and of these approximately one-quarter were out of action awaiting spares.

Static Installations

The installation of Mongu Power Station plant was completed and "handed over" to the engineer in charge in January. The Minister for Mines and Works officially opened the power station on 4th March. The Electrical Engineer represented the Chief Mechanical Engineer at the ceremony.

Fifteen generating sets were installed during the year by Mechanical Branch Workshops and a further thirty-nine small sets were supplied to outstations. The total capacity maintained by this Branch was thereby increased to 3,363 kVA, and another eleven generating sets with a capacity of 326 kVA are in the course of installation.

From 1st August, 1959, Mechanical Branch became responsible for all servicing and maintenance, in addition to normal repairs, of generating plant at airports throughout the Territory. There are twenty-five sets installed at ten airports in Northern Rhodesia. A strict servicing routine is in operation.

Marine

The four pontoons previously reported as being under construction were put into operation during 1959, bringing the total number of pontoons in operation in the Territory to eighteen. All these pontoons operated satisfactorily during the year.

The design of the ferry boat for use at Senanga was modified and the drawings are in the course of preparation.

The boats belonging to the Development Commissioner in the Northern Province were maintained throughout the year.

In the vessels operating in shallow water it was found necessary to change from the orthodox method of cooling the engines to "keel" cooling, in order to obtain a closed circuit of clear water for cooling purposes.

An increase of fifteen vessels brought the total of the number of vessels in the Government fleet to 152.

Special Projects

Sedimentation and filter tanks were manufactured and installed at Chikuni Mission Teachers' Training College and Kasama Township. The manufacture of two further sets for Mankoya and Serenje has been completed and installation will be effected early in 1960.

Automatically controlled raw sewage pumping plant was installed at the new Livingstone Teacher-Training College.

A two-ton experimental icemaking plant was installed at Mpulungu on the shores of Lake Tanganyika for the fisheries project and research organisation of the Development Commissioner.

Water Supplies

Design and installation work has been undertaken on twenty-nine water schemes throughout the Territory.

Training and Education

African and Eurafrican trainee operators were given instruction on earth-moving equipment at the Plant Training School and then posted to road construction units in various parts of the Territory.

Advanced refresher courses were held for European plant operators and road foremen and African and Eurafrican plant operators.

Further successful courses for African transport overseers were held in Lusaka—as a result of this and previous courses the standard of maintenance of vehicles has improved considerably in the areas where these transport overseers have been posted.

The scheme for giving practical training in Central Workshops at Lusaka to students from the Hodgson Training College was expanded and third- and fourth-year students received training in the repair and overhaul of motor vehicles, including the ancillary trades of panel beating, welding, engine overhaul and reconditioning components and in the repair of earth-moving equipment.

Further technical training was given to European mechanics engaged on the repairs to earth-moving equipment in Lusaka. The training consisted of lectures by specially trained staff belonging to the representatives of the manufacturers of the machines and by films.

A conference lasting a week and attended by the senior officers of the Branch was held in Lusaka during May. During the conference, those attending considered the functions of the Branch as a whole and then went on to discuss day-by-day problems which arise in the operation of the various workshops.

Eight apprentices and fifty-two learner tradesmen continued their training during the year.

ELECTRICAL BRANCH

Functions

THE functions of the Electrical Branch of the Ministry of Transport and Works continued to divide under the following main headings:

- (i) Development of electricity supplies in rural areas.
- (ii) Preparation of electrical designs and specifications for other Government departments.
- (iii) Examination, on behalf of the Commissioner for Local Government, of schemes for extensions of electrical reticulations, etc., involving loans from the Local Authorities Loans Board and special assistance where requested by local authority electricity undertakings.
- (iv) Representation on various technical committees and the Northern Rhodesia Electricity Council.

Development of Rural Electricity Supplies

(i) *Mongu.* The small township electricity scheme for the administrative centre of Barotseland was completed, in spite of the difficulties associated with remoteness, early in the year and was staffed and officially opened by the Minister in March. The diesel-engined power station includes one 62.5 and two 125 kW generators: the high tension reticulation is at 11,000 volts and distribution at 220/380 volts. The supply is effected not only to the main institutions such as the airport, hospital, prison, co-operative marketing establishment, etc., and to the European houses, but also to nearly 100 African houses in the township. To assist electrical development in the last instance a special scheme has been put into operation whereby electricity is made available for lighting unmetered but time-switched on from 6 p.m. to 11 p.m. daily and small monthly charges levied on the basis of calculated consumption. There has been a steady requirement for such supplies from approximately eighty-five African households. The maximum demand on the power station has grown in the nine months of operation from virtually nothing to just under 100 kilowatts.

(ii) *Kasama*. The first electricity supplies to Kasama from the hydro-electric power station based on the Chishimba Falls on the Luombe River some twenty miles to the west were given in mid-December. There has been some considerable development since the first proposals for the scheme were made: the main transmission is at 33 kV from the power station to Kasama whence an 11 kV reticulation not only supplies the township but also radiates to several outlying points, including the new African Development Township of Mungwi.

(iii) and (iv) *Fort Rosebery and Abercorn*. Hydro-electric schemes for these townships and the associated rural areas in the Luapula and Northern provinces respectively were considerably advanced during the year and are expected to reach production in the first half of 1960. The Abercorn scheme is being extended by an 11 kV transmission line and reticulation for Mpulungu, the port on Lake Tanganyika.

(v) *Kalomo*. The design of a small scheme on behalf of the management board was completed during the year and the reticulation let to contract. In order to keep the capital costs to a minimum having regard to the small potential consumer population the maximum use was made of generating plant and transformers which had become redundant elsewhere.

(vi) *Serenje*. The design of this small township scheme was also completed and work undertaken on a direct labour basis. With anticipated increased deliveries of materials at the end of 1959 it is hoped that progress, so far rather slow, will materially improve.

Preparation of Electrical Designs and Specifications

The demand for services of this nature on a consultative basis continued without abatement during the year. A major commitment was the electrical reticulation and installation work associated with the Ndola Airport whilst a long-term plan for the high tension reticulation of the Lusaka hospitals site was evolved in conjunction with the Lusaka Electricity Supply Corporation Limited. The reticulation and wiring of African housing occupied considerable time.

Consultative Work for Commissioner for Local Government

A number of schemes advanced by existing undertakings for loan purposes were examined and the scheme which was evolved of consultation prior to formal loan application led to a better understanding, quicker results and considerable economies.

A comprehensive report on the working of its electricity undertaking, requested by the Mayor and Town Council of Ndola, was completed in April, 1959.

Representation on the Electricity Council and on Technical Committees

The Chief Electrical Adviser continued as a member of the Northern Rhodesia Electricity Council. The work of the two committees initiated

by the Federal Ministry of Power on (a) electrical installation regulations and (b) electricity supply regulations continued to require the steady attendance of the Chief Electrical Adviser and Senior Electrical Engineer respectively.

WATER AFFAIRS

THE creation of the Ministries and the resulting major reorganisation of Government departments has been the principal administrative feature of 1959.

The Department of Water Affairs (formerly styled the Department of Water Development and Irrigation) is now a department of the newly formed Ministry of Land and Natural Resources.

Some changes in the operations of the department were made, the greatest being that responsibility for construction of dams and weirs passed to the Roads Branch of the Ministry of Transport and Works on 1st July. The responsibility for well sinking and borehole drilling remained with the Department of Water Affairs as also the responsibility for the provision of rural water supplies and the major works in the Bangweulu Swamps toward the improvement of drainage and the opening up and maintenance of communication canals and waterways.

The reduction in construction work and the resultant reorganisation involved the transfer of several officers to other departments, but also provided the opportunity for the department to devote more time to reconnaissance and survey work than hitherto had been made possible.

The Reconnaissance Team on the Copperbelt continued its investigations of the water resources of the area and, towards the end of the year, a small team was sent to investigate the Ngwesi Area of the Southern Province in connection with a joint project with other Ministries for the regional planning of this area.

Work on the Bangweulu Swamps continues with gratifying results and the department's improvements to canals and drainage are proving successful.

The Hydrological Section extended the scope of its activities.

Work in the Gwembe Valley for the Kariba Resettlement Scheme continued satisfactorily. It is apparent that this must be continued for some years to come although its magnitude may be expected to decrease in future years. At the present time the largest project in course of construction is the supply of piped water to some twenty-five villages in an area of as many square miles from a single source on the Zambezi River.

On the whole, 1959 has been a good year for the department and the reorganisations effected in the year under review will continue to bear fruit in the coming years.

There has been an increasing demand for surveys and investigations and there is no doubt that the department's staff will continue to be fully employed and committed.

AFRICAN HOUSING

DURING the twelve months ended 31st December, 1959, the African Housing Board approved loans for a further £1,203,761 for schemes proposed by local authorities bringing the total loans approved by the Board to £4,429,818. Since the Board was formed in 1956, schemes providing 13,440 houses have been approved.

In the Northern Province the Board has been assisting the Development Commissioner with the planning and replanning of African townships. The development of Mungwi, near Kasama, in particular is well advanced and a number of buildings have been erected.

Following the success of its pilot scheme, the Municipal Council of Ndola has erected a further forty-eight houses for sale on mortgage. At Lusaka, thirty-one houses are being erected for senior civil servants in an area specially set aside for home ownership as a nucleus for a scheme of up to 200 houses.

The experiments in the use of sewage stabilisation ponds at Chingola have been extended and further ponds have been constructed. Similar works are under construction at Kafue and Mufulira. The appointment of a research engineer to co-ordinate the experiments and evaluate the results will be made early in 1960.

A number of soil surveys and site investigations undertaken during the year have indicated that a full scale service should be set up in the next year. Consultations with Professor Jennings of the University of the Witwatersrand and the South African Council for Scientific and Industrial Research have assisted in the preparations for the creation of this service.



KATETE DEVELOPMENT AREA TRAINING CENTRE. ABOVE: AFRICAN BLACKSMITH IN TRAINING

BELOW: AFRICAN STUDENTS LEARNING SHOEMAKING AND LEATHERWORK





ABOVE: CHILD WELFARE CLASS AT KATETE DEVELOPMENT AREA TRAINING CENTRE


BELOW: AIRCRAFT OF THE GOVERNMENT FLIGHT WERE USED DURING THE GENERAL ELECTION TO CARRY BALLOT BOXES AND PAPERS TO DISTANT PARTS OF THE TERRITORY





ABOVE: SIR ARTHUR BENSON, RETIRING GOVERNOR, INSPECTS A GUARD OF HONOUR OF THE NORTHERN RHODESIA POLICE AT LUSAKA AIRPORT JUST BEFORE HIS DEPARTURE IN APRIL


BELOW: THE ADMINISTRATION OF THE OATHS OF OFFICE TO SIR EVELYN HONE, THE GOVERNOR-DESIGNATE, IN APRIL





ABOVE: WEIGHING FISH AT CHILANGA FISH FARM BEFORE ITS REMOVAL TO STOCK LAKE KARIBA


BELOW: DISCHARGING FISH INTO LAKE KARIBA FROM THE "SAMPA"





ABOVE: NORTHERN RHODESIA AFRICAN STUDENTS LEAVING BY AIR FOR BRITAIN

BELOW: HIS EXCELLENCY THE GOVERNOR, SIR EVELYN HONE, PRESENTS SIR MWANAWINA LEWANIKA, PARAMOUNT CHIEF OF THE BAROTSE, WITH THE INSIGNIA OF KNIGHTHOOD





GAME RESCUE AT LAKE KARIBA

ABOVE: SENIOR GAME GUARD JAMIESON CHIPANGO OF MAZABUKA RESCUES A DUIKER


BELOW: SOME OF THE MOST DIFFICULT ANIMALS TO RESCUE ARE ZEBRA






KASAMA HYDRO-ELECTRIC SCHEME. ABOVE: CHISHIMBA FALLS, SOURCE OF THE HYDRO-ELECTRIC POWER

BELOW: A VIEW FROM THE TOP OF THE FOREBAY SHOWING THE CANAL WHICH CONVEYS THE WATER FROM ABOVE THE FALLS TO THE POWER STATION BELOW





ABOVE: NORTHERN RHODESIA'S NEWEST BRIDGE, WHICH IS 550 FEET LONG, CROSSES THE CHAMBESHI RIVER BETWEEN MPIKA AND KASAMA IN THE NORTHERN PROVINCE

BELOW: THE SCENE INSIDE THE NEW NDOLA HIGH COURT AT THE OFFICIAL OPENING BY HIS EXCELLENCY THE GOVERNOR, SIR EVELYN HONE, IN DECEMBER



Chapter 11: Communications

LEGISLATION

THE greater part of the Roads and Road Traffic Ordinance, 1958, was brought into force on 6th March, 1959. The Traffic Signs Regulations to be promulgated in terms of the Ordinance will closely follow those recently introduced in Southern Rhodesia.

PUBLIC UTILITIES

THE Roads Branch continued to undertake, on behalf of the Federal Government, the design, construction, and maintenance of federal roads and aerodromes in Northern Rhodesia, in addition to the requirements of the Territorial Government.

FEDERAL ROADS

THE following roads in Northern Rhodesia are federal roads, each being part of a recognised inter-territorial route linking the territories of Central and Southern Africa:

- (1) Victoria Falls (Southern Rhodesia border) to Kafue Bridge.
- (2) Chirundu (Southern Rhodesia border) to Tunduma (Tanganyika border) via Kafue Bridge, Lusaka and Kapiri Mposhi.
- (3) Kapiri Mposhi to Kasumbalesa (Belgian Congo border) via Ndola, Kitwe, Chingola and Bancroft.
- (4) Lusaka to the Nyasaland border via Fort Jameson.
- (5) Chingola to Mwinilunga and thence to Jimbe River on the Portuguese West Africa border.

Minor realignment and remeasurement has reduced the figure of total mileage for which the Northern Rhodesia Government is responsible. It now stands at 1,928.2, including a short length within Nyasaland.

TERRITORIAL ROADS

THE remaining roads for which the Territorial Government is responsible total 1,887.3 miles of main roads, and 13,511.7 miles of district roads. In addition, grants are made to the native authorities towards the cost of maintaining 2,450 miles of native authority roads.

STANDARD OF CONSTRUCTION

THE total mileage of the above roads open to traffic at the end of the year was 19,777.2. Of this total, 678.3 miles were of bitumen standard (Class I), 1,610 miles were of gravel standard (Class II) and 5,960.6 miles were of

improved earth standard, being partly gravelled and maintained by power grader. The remainder consisted of 11,528.3 miles of unimproved earth standard.

ROAD MAINTENANCE

THE responsibility for the maintenance of roads is divided as follows:

	<i>Federal Roads (miles)</i>	<i>Territorial Roads (miles)</i>	<i>Totals</i>
Native authorities	—	2,450.0	2,450.0
Provincial administration	—	9,078.3	9,078.3
Local authorities	29.7	4.6	34.3
Roads Branch	1,898.5	6,316.1	8,214.6
	<u>1,928.2</u>	<u>17,849.0</u>	<u>19,777.2</u>

TRAFFIC DENSITY

THE volume of traffic showed an increase once more on all roads.

ROAD CONSTRUCTION

THE following table sets out the road work completed in the course of the year:

<i>Type</i>	<i>Contract miles</i>	<i>Depart- mental miles</i>	<i>Total miles</i>
Class I (two lane)*	13.5	56.0	69.5
Class II	50.6	215.9	266.5
Resealing	—	36.1	36.1
Regravelling	57.9	—	57.9
Betterment gravelling	64.6	4.5	69.1
Earth	13.5	13.2	26.7

*Including 35.8 miles of existing ten-foot and eighteen-foot bituminous surface widened to two-lane standard.

Eight contracting firms and fifteen Roads Branch teams were engaged on this work.

BRIDGES

Six departmental bridge units completed eight bridges of a total length of 686 feet and are at present engaged on the construction of a further four bridges of a total length of 270 feet.

The 550-foot prestressed concrete road bridge over the Chambeshi River on the Mpika-Kasama Road was completed by contract and opened to traffic in November, 1959.

The expenditure on construction, improvement and maintenance of roads, bridges and pontoons amounted to £1,836,000. This figure includes an element for depreciation on plant and vehicles and operating personnel charges but not departmental overheads.

AERODROMES

IN addition to the four main landing grounds at Livingstone, Ndola, Lusaka and Kasama, eleven secondary landing grounds, fourteen landing grounds at boma centres, fourteen emergency and four private landing grounds were maintained. Of these, Roads Branch now maintains four main and twenty other landing grounds, as the agent of the Federal Government. The majority of the remainder are maintained by the Provincial Administration, with funds issued through the Roads Branch.

The following construction and major items of maintenance were carried out:

Mongu. A second slurry seal application was made to the runway.

Ndola. Extensive clearing works were carried out departmentally to improve the eastern approaches to the requisite instrument landing standards. A parking area was built for fire vehicles and a site was cleared for a new hangar and a taxi-track was constructed to it.

Lusaka. In order to provide a pavement having an L.C.N. adequate for all-weather usage by normal user aircraft, a one-and-a-half-inch premix carpet was laid over all areas of the main runway, taxi-track and apron which had not been reconstructed during the past three years. The work was carried out by contract. Investigations for a new airport were continued by consultants during the year.

MOTOR TRANSPORT

LICENSED public service vehicles increased in number from 1,332 to 1,354 during 1959. The number of public transport operators fell from 175 to 169 of whom fourteen had their bases outside Northern Rhodesia. These extra-territorial operators had 115 vehicles licensed for use to and from Northern Rhodesia.

The demand for public transport was, generally speaking, maintained for trunk routes, but in urban areas work was still not as plentiful as it had been in the years immediately preceding 1958. The trunk services operated to and from Kenya continued during the year and there were signs of increasing traffic on this route.

Preliminary estimates of new registrations of motor vehicles during the year show a substantial increase over the 1958 figure of 6,530 to 8,500. New issues of driving licences totalled 6,940, a small reduction on the previous year's figure of 8,733.

A large number of sections and several complete parts of the new Roads and Road Traffic Ordinance were brought into force during 1959. It is expected that the remaining provisions, including those relating to private carriers' licences, will be made effective by July, 1960.

HOTELS AND ACCOMMODATION FOR TRAVELLERS

THE Territory is relatively well supplied with accommodation for travellers although there is still considerable scope for additional modern hotels in the tourist centres and in the mining towns. Hotels of standards which vary according to the size of the centre are available at convenient points along the main roads between Salisbury and Lusaka and Livingstone and Ndola. A new motel has been opened on the Livingstone side of Choma and building is in progress for a tourist hotel at Abercorn on the shores of Lake Chila.

In the rural areas, there are small Government rest houses in which travellers can obtain accommodation and usually provisions. These are at convenient centres such as District Headquarters and recognised night stopping places for road traffic.

The duty of maintaining and improving the standards of hotel accommodation throughout the Territory is delegated to the Hotel Board which was created in 1951. Hoteliers are required to obtain annual licences from the Board which satisfies itself before granting licences that the premises are structurally sound, the electrical installation safe and that the health and comfort of guests are properly safeguarded.

Through its Executive Officer, the Hotel Board offers free technical advice to the hoteliers and this officer has also been appointed by the Labour Commissioner as the Trade Tester for Africans employed in the hotel and catering industry. Regular inspections are made of all hotels throughout the Territory and standards are being steadily improved.

Chapter 12: Press, Broadcasting, Films and Government Information Services

PRESS

THERE were four European newspapers published in Northern Rhodesia during 1959, the *Northern News* published in Ndola, the *Central African Post* in Lusaka, the *Livingstone Mail* in Livingstone and the *Broken Hill Observer* in Broken Hill. The *Northern News*, which in 1953 became the first newspaper to appear daily, has the largest circulation in the Territory. The *Rhodesia Herald*, published in Salisbury, and the *Chronicle*, published in Bulawayo, Southern Rhodesia, also circulate in Northern Rhodesia.

The *African Eagle*, a newspaper mainly for African readers which has an office in Lusaka but is published in Salisbury, continued to appear weekly.

Two Sunday newspapers circulate in Northern Rhodesia, but are published in Southern Rhodesia. They are the *Sunday News*, Bulawayo, and the *Sunday Mail*, Salisbury.

The *Northern News*, the *Sunday Mail*, the *Rhodesia Herald*, the *Sunday News* and the *Central African Post* are all published by the same company. The *Livingstone Mail* and *Broken Hill Observer* are independent newspapers.

The list of newspapers and periodicals published in the Territory at the end of 1959 was as follows:

Newspapers:

<i>The Northern News</i>	Daily
<i>The Central African Post</i>	Three times weekly
<i>The Livingstone Mail</i>	Weekly
<i>The Broken Hill Observer</i>	Weekly
<i>The African Eagle</i> (African newspaper)	Weekly
<i>Lyashi</i> (African newspaper)	Monthly
<i>Intanda</i> (African newspaper)	Monthly
<i>Nkhani Za Kum'mawa</i> (African Newspaper)	Monthly

Periodicals:

<i>The Northern Rhodesia Scout</i>	Quarterly
<i>Progress</i> (Associated Chambers of Commerce of Rhodesia and Nyasaland)	Monthly
<i>Union News</i> (Northern Rhodesia Mine Workers' Union)	Monthly
<i>Rhokana Review</i>	Monthly
<i>Nchanga News</i>	Fortnightly
<i>The Roan Antelope</i> (African magazine)	Fortnightly
<i>Luntandanya</i> (African magazine)	Fortnightly
<i>Mufulira African Star</i> (African magazine)	Fortnightly
<i>Nchanga Drum</i> (African magazine)	Fortnightly
<i>The Salaried Staff and Mine Officials' Magazine</i>	Monthly

<i>The Eagle</i> (English Church magazine)	.	.	.	Monthly
<i>Nshila</i> (African magazine)	.	.	.	Fortnightly
<i>African Life</i> (African magazine)	.	.	.	Monthly
<i>Freedom</i> (African magazine)	.	.	.	Monthly
<i>The Northern Rhodesia Journal</i>	.	.	.	Twice yearly
<i>Zwelopili</i> (African newsletter)	.	.	.	Monthly

BROADCASTING

BROADCASTING is now the responsibility of the Federal Broadcasting Corporation and its activities are not therefore dealt with in this report.

FILMS

THE production of simple films of combined educational and entertainment value for Africans, which is the major task of the Cinema Section of the Information Department, was continued during the year.

Three 16 mm. films completed during the early part of the year were "Grader Ahead", the training of African plant operators; "They Work in Words", the story of the Africans employed in the Government Printing Works, and "A New House for Africa", the erection of a new type of house available at low cost.

Later in the year shooting was completed on five more 16 mm. films and by the end of the year three of them were finished. They were "Better Living—Happy Families", depicting the work of the Development Area Training Centres; "Kafue National Park", the story of a visit to the game park by an African family; "Petro Joins the Co-operative Society" which shows how Petro, by joining a "co-op", is able to market his produce advantageously. The other two films were made for the Agriculture Department in the Eastern Province and deal with the production of Turkish tobacco and groundnuts.

The major success of the film production unit during the year was a short documentary film entitled "Kariba Game Rescue". This film recorded the efforts of the rescue teams on the north bank of Lake Kariba as the waters were rising fast at the height of the flood season in April. The film was distributed and shown in cinemas throughout the Federation and East and South Africa and the European and television rights were purchased by Metro-Goldwyn-Mayer Pictures Ltd. for theatrical distribution. In addition, copies were made available for non-theatrical distribution to the Central Office of Information and Rhodesia House in London. At the end of the year the film was still being exhibited widely both overseas and in the Union of South Africa.

Shooting was completed on an archaeological film in 35 mm. Eastman-color entitled "Told in Dim Eden" (since re-titled "In the Beginning") and the final sequences include recent shots of the Kalambo archaeological excavation where many excellent examples of early stone implements were

uncovered. In addition, the territorial elections were filmed at the request of Independent Television and several news items were covered at the request of "Federal Spotlight" and "Rhodesia and Nyasaland News" which are two newsreels produced by the Federal Information Department.

Only one of the old-style mobile cinema vans remained on the road at the end of the year and travelled on pre-arranged itineraries and gave film shows in the Central Province. For the first half of the year the North-Western Province van was operational but was withdrawn when the vehicle became unfit for further service. During the year the mobile cinemas travelled 41,207 miles and gave 498 shows to audiences totalling 61,117.

Demands on the section's film library continued to increase and during the year the number of hirers increased from 932 to 1,030. The library contains one of the most comprehensive collections of films suitable for African audiences, most of the films having been made by small units such as our own.

INFORMATION SERVICES

THE position at the end of the year under review was that while Provincial Information Offices were operating in the Southern, Eastern, Northern and Luapula provinces, and there was a small office covering the Copperbelt, the Central Province was still uncovered. So also were Barotseland and the North-Western Province.

During the year good progress was made in consolidating the expansion in the previous year of the department's publications. At the start of 1959 the magazine *Nshila* was well established throughout the Territory, and the provincial newspapers were filling very obvious needs. In the middle of the year, steps were taken to launch a monthly newsletter in Barotseland, and this quickly demonstrated its popularity both in the Protectorate and with Lozi people along the line-of-rail.

Added responsibilities included assistance to the Natural Resources Board in the production of their newsletter, and the handling of a considerable volume of advertising for the department's publications. On the other hand, the appointment of a Visual Aids Officer late in 1958 removed much of the strain from the Publications Section in the production of photo-features and posters.

At the start of 1959, the size of the Eastern Province newspaper *Nkhani* was increased to twelve pages. This added to its already considerable success—a success which was reflected in its "Letters" page. During 1959, *Nkhani* developed a considerable following among Nyanja-speaking people outside the province, and it is estimated that of its circulation of a little under 8,000 almost a third was extra-provincial. The newspaper gave considerable coverage to political and constitutional developments, and this was obviously very welcome to the readers.

In the Southern Province, *Intanda* continued to make encouraging progress and had a circulation of 7,000 at the end of 1959. This paper also kept the people informed about political developments in addition to its basic task of assisting in the general progress of the province and interpreting official policy.

The department's most successful paper remained, however, *Lyashi*, circulating in the Northern and Luapula provinces. Sales at the end of this year amounted to a little over 11,000 per issue, and total distribution to just under 12,000.

Early in the year a revised and enlarged edition of the booklet *A Career in the Administrative Service in Northern Rhodesia* made its appearance in a new format, as well as *They Live in Northern Rhodesia*, an introduction for Europeans to Africans. At Press as the year ended was a booklet entitled *Success in Northern Rhodesia* and a pictorial leaflet in Bemba on the dangers of bilharzia. A booklet on the value of canals was produced for the District Commissioner, Kalabo, as well as a booklet on woodland research for the Forest Department. A number of minor pamphlets and leaflets were also produced for various departments.

The training of African staff, an extremely important part of the work of the Publications Section, made considerable progress during the year, and almost all the production work on the provincial papers was handled by Africans. Some were reaching a considerable level of competency in typography and layout.

At full strength throughout most of the year, the Press Section was able to improve considerably the quality of material produced and give a much wider and more comprehensive coverage to the Press of Government activities and policy. A most gratifying aspect of the section's year was the continuance of the growing appreciation of Government departments of the advantage of the right publicity at the right time. As a result of this, and of the many occasions on which the section was able to advise individual departments and Ministries on courses of publicity action regarding specific events, it was noticeable that the Government as a whole received generally favourable treatment from the Press throughout the year.

The Press Section was able to provide for the journals of Northern Rhodesia an up-to-date coverage of the Legislative Council, which was well received and widely used; and a weekly library service of its Press communiques and statements was initiated for the benefit of District Commissioners on outstations. During the year about 500 Press statements and more than 400 communiques were issued and the Rhodesian Press used almost every one.

The section's staff position enabled it to give much more attention to the feature article as a publicity medium. Forty-five features were produced by the section during the year and only one or two were unused.

This was the first full year of working in the photographic studios which were completed at the end of 1958. The advantages of working in good conditions were immediately apparent and during 1959 a greater coverage was given to news-worthy events in Northern Rhodesia than has ever been possible before.

The following summary of the section's activities will illustrate this trend:

	1959	1958
Assignments carried out	238	217
Negatives added to the files	1,756	1,381
Enlargements made	10,099	9,592
Photographs distributed	11,600	6,916
Known publications*	2,273	1,419
Days spent on tour	85	107

* It is not possible to keep a close track of publication of our photographs outside the Territory. Actual publication figures are undoubtedly substantially higher than the figure given. It is known, however, that newspapers and magazines in the U.S.A., Canada, New Zealand, Switzerland, Norway, Sweden, Ireland, France, Italy, the Argentine, Japan, Peru and Communist China, as well as in many other parts of the British Commonwealth, used the section's pictures.

Particularly successful were picture series illustrating game rescues on Lake Kariba, bush clearing in the Gwembe Valley, and the knighthood of the Paramount Chief Sir Mwanawina III.

Extensive coverage was given to agricultural subjects for use in support of campaigns being carried out in the provinces.

Campaign vans were stationed at provincial centres and came under the control of Provincial Information Officers. They and their equipment were operated by African Information Assistants (Technical). All major maintenance and servicing continued to be carried out by headquarters staff.

Distribution of the vehicles was as follows:

Kasama, Northern Province	3
Fort Rosebery, Luapula Province	2
Fort Jameson, Eastern Province	2
Livingstone, Southern Province	2

During the year three new campaign vehicles were acquired and the interior fittings were designed and installed and the vehicles were put on the road. During the year the campaign vans travelled altogether 82,049 miles.

The sound sub-section was responsible for supplying and operating public address equipment for public and official functions and carried out a total of 102 public address assignments. The functions covered included the departure of Sir Arthur Benson, the administration of the oaths to the Governor-Designate, Sir Evelyn Hone, the Remembrance Day Ceremony and the opening of the new High Court at Ndola.

A further function of the sub-section was the supplying of "canned" programmes on tape for broadcasting, television and film organisations and during the year 269 tapes were distributed.

The year 1959 was the Visual Aids Section's first year in operation. The Photographic Officer proceeded on six months' leave in May and the Visual Aids Officer took over his duties which curtailed, to a certain extent, the production of new visual aid materials. Nevertheless, the first year was very successful in this new field and altogether eight posters, six new film strips and thirty-seven new photo-features covering a variety of subjects were added to the library. Of the latter, a new one was produced approximately every nine days. Four hundred and seventy-nine filmstrips were distributed.

A colour transparency duplicating apparatus was designed and built to enable the duplication of all the colour transparencies in the library. Original transparencies can now be retained in the files whilst copies only are distributed.

The deepening interest in Africa in general and the Federation and Northern Rhodesia in particular on the part of the Press of the world brought more journalists than ever before to the Territory in 1959. At one time—during the elections and immediately afterward—there were thirty-two pressmen from overseas and from South Africa in Lusaka. Catering for their needs, answering their queries, arranging their interviews and entertaining them was, however, a pleasant and stimulating task and paid dividends in the maintenance of good public relations and in favourable coverage in the papers which they represented.

The department continued to edit the Northern Rhodesia *Colonial Annual Report* and to correct and provide material for entries relating to the Territory in various works of reference, and in a number of commercial directories. Assistance was also given to the Federal Information Department in the preparation and revision of several publications.

Reports received from touring officers and from officers working in the field indicate that throughout the Territory full use was being made of notice boards to display informative posters and similar material to the public.

There was a marked increase during 1959 in the volume of publicity and general education material sent to the department by the Central Office of Information and the Colonial Office. The magazine *Commonwealth Today* which is published at six-weekly intervals by the Central Office of Information continued to prove popular in schools, welfare centres, development training centres and many other institutions. Approximately 133,150 posters in black and white, and colour, including the department's photo-feature and "Advance" posters, were distributed to all parts of the Territory. This was in addition to posters specially prepared for the election campaign, and for other special purposes.

Booklets published by the Central Office of Information were very well received in the schools, especially *Commonwealth Education*, *Sport in the Commonwealth*, *British Invention*, *Local Government in Britain*, *Aircraft*

from Britain, *Astronomy in Britain*, *The Police in Britain*, and many others. Such publications provide a very sound general background and an aid to the appreciation of the more specifically local material which emanates from the department.

The policy of exhibiting at as many agricultural shows as possible was maintained throughout the year. The information organisations in the Northern, Western, Eastern and Southern provinces provided exhibits and staff from their own resources for all the agricultural shows held in those four provinces. This enabled the headquarters staff to exhibit at more of the shows held in other parts of the Territory than ever before. Altogether the headquarters staff exhibited at ten shows and provided material and equipment in the form of posters, photographs, publications and public address systems.

Chapter 13: General

SURVEY

THE Survey Department, which became part of the Ministry of Land and Natural Resources in March, is primarily responsible for cadastral surveys in the Territory. The records of all cadastral surveys, whether carried out by private or Government land surveyors, are examined in detail in the department and there was a slight increase in the number of surveys carried out and the records which were presented during 1959.

The private surveyors who had relied in the past on Government contracts to keep them fully occupied found the first half of the year just as lean as 1958 had been. To assist them and in pursuance of the policy that the Government should not compete with private enterprise it was decided in August that, in general, survey work for which fees were chargeable to private persons and, in particular, all such work in the municipalities should normally be the province of the private surveyor. This arrangement seems to have been working well and does not adversely affect the public because the fees charged by the Government are the same as those charged by private surveyors.

Government surveyors were kept fully occupied but as a result of this agreement there was a slight change in the character of some of the work done towards the end of the year. In addition to work on remote farms and in the smaller townships a start was made on the control for a township reference mark system. The aim is to provide reference marks to such a density that the corner of each block of township stands can be connected to them; the need for such a township control has long been felt and these marks will also facilitate the replacement of lost beacons. The reference marks will be tied in to the local triangulation system and data will be available for both height and position. The control for this work is well advanced at Lusaka and a start has been made at Kitwe and Ndola.

In the latter part of the year a considerable amount of work, particularly levelling, was carried out for the Department of Conservation and Extension both for the planning of new blocks of farms at Mkushi as well as for the draining of existing farms at Chisamba. Levelling was also carried out in connection with the planning of the water supplies for the Copperbelt.

It was again possible to concentrate on some of the outlying surveys in the North-Western Province and a number of tasks were undertaken in connection with the development programme in the Northern Province. Here and elsewhere departmental surveyors were able to assist the

administration in the planning of simple layouts for small "townships" in African areas. Survey parties also worked on adjusting and defining the boundaries of the Kafue National Park.

The training of African Survey Assistants which had been in abeyance since the Survey School at Broken Hill was closed owing to the antiquity of the premises was started again in a small way: a small group is being trained at Mazabuka in accommodation provided by and with the welcome assistance of the Veterinary Department. These Survey Assistants perform useful work under the direction of Divisional Surveyors and are seconded to the Provincial Administration in Barotseland and the Eastern Province where no survey offices are at present established.

At headquarters in Lusaka a shortage of staff has made itself felt. The examination section has been hard pressed to keep pace with the slight increase in the survey records which were presented during the year. Continuous pressure on the drawing section has made it difficult to maintain all the compilations which must be kept up to date as well as to meet other demands. A start has been made on reintroducing the 100-foot sheets of townships which have been found invaluable but were temporarily dropped; the sheets of Lusaka and most of Ndola have been completed.

The photographic reproduction section has been kept busy meeting the demands of this and other departments and the activities of the Geographical Place Names Committee continue to increase; the card index now records information about more than 30,000 names and a gazetteer containing over 8,000 place names in Barotseland has been published.

LANDS

THE year 1959 was, for the Department of Lands, almost a complete repetition of the previous year. A total of 872 leases were issued during the year compared with 878 in 1958. Head leases to municipalities were predominant and again there was a remarkable similarity in the numbers issued, the figures being 383 for 1959 compared with 388 for 1958. There was a drop in the number of leases in townships other than municipalities, the figures being 219 for 1959 compared with 256 for 1958; but there was an encouraging increase in alienations of new agricultural units and residential smallholdings, the numbers being thirty-nine and nineteen respectively, compared with twenty-five and five the previous year. The total area of the new agricultural units was 59,329 acres which represented an increase of 22,623 acres over the previous year.

Two hundred and thirty tenancies of all kinds were terminated but 170 of these were preliminary leases replaced by longer term tenancies. The corresponding figures for the year 1958 under this category were 380 and forty-two, respectively.

During the year the Government published a draft scheme for freehold grants of land in urban areas. The draft has been considered by the

Municipal Association of Northern Rhodesia and other interested parties, all of whom have suggested modifications or made further proposals which were, at the end of the year, being examined before publication of the final approved conditions.

The Agricultural Lands Board continued to render valuable service and advice on alienation of agricultural land. During the year the Mazabuka Assisted Settlement Scheme was completed and can be considered to have been successful in spite of the setback which resulted from the disastrous 1957-58 season. The Mkushi Assisted Settlement Scheme is progressing slowly but satisfactorily and has attracted several farmers from the Umvukwes Block in Southern Rhodesia. The past season was a good one for Mkushi and the very successful sales of tobacco grown in the area have attracted considerable interest.

Lands and Deeds Registry

A total of 7,240 deeds were registered during 1959, an increase of 299 over the previous year. There was a slight increase in the number of mortgages but the total sum secured exceeded £7 million for the first time and represented an increase of £ $\frac{1}{2}$ million over the previous year. The total number of mortgages registered was 1,414 but it is also very satisfying to record that 554 mortgages were discharged during the year; an increase of 139 over the number in the year 1958. Registrations of private transactions, other than mortgages, remained at more or less the same level as in 1958.

Town Planning

The past year saw an expansion of the activities of the town planning service which gave planning advice and executive service to Territorial and Federal Government Ministries, the Town Planning Board and all local authorities except the Lusaka Municipality which employs its own qualified planning officer.

Such executive service included the preparation for public deposit of planning schemes for Broken Hill, Luanshya and Mufulira, an amending scheme for Ndola and zoning schemes for Garneton, Kabulonga, Kalulushi, Mongu, Mumbwa and Serenje. Variations of the Kitwe, Lusaka and Ndola planning schemes, and of the Abercorn, Kasama, Luanshya and Mufulira zoning proposals, were approved. The Chingola Town Planning Scheme and the Kabulonga Zoning Scheme were also approved.

The planning service undertook on behalf of the local authorities in the Western Province the preparation of comprehensive urban surveys and outline plans for the Copperbelt Regional Development Survey, and also prepared development plans for the holiday resort of Siavonga on the northern shore of Lake Kariba. The Territorial Town Planning Board continued to exercise control over development under the provisions of

the Town Planning Ordinance and prepared the draft of a new Town and Country Planning Bill.

GEOLOGICAL SURVEY

THE main emphasis in the work of the Geological Survey in 1959 was on the prosecution of the regional mapping programme. Owing to the larger numbers of geologists available for fieldwork, the total area geologically mapped during the year amounted to 4,680 square miles. Mapping was spread over the Central, Southern and Eastern provinces, where three-quarter-degree sheets were completed and two others almost reached completion.

During the mapping of the Petauke sheet in the Eastern Province, other graphite deposits were discovered south of Petauke and, in the course of the field season, these were examined in more detail and sampled. While assay values of up to 16.7 per cent graphite were recorded, individual horizons of graphitic rocks proved variable in character and rather impersistent. Routine mapping, however, proved that the rock formations containing the graphitic horizons extended over an area greater than 350 square miles. It is hoped that the mining company owning the prospecting rights in the concession in which these deposits occur will be persuaded to interest itself further in their exploration and possible development. In the meantime, a technical report on the occurrences was produced.

The diamond drilling of the Kaluwe carbonatite in the Feira District was completed and was limited to two holes. The results were inconclusive and more drilling will obviously be needed to prove the potential of this group of pyrochlore-bearing carbonatites.

Other mineral occurrences recorded or examined during the year included iron and copper sulphides, and limestone deposits.

Among the miscellaneous investigations undertaken by the Geological Survey were included an examination of alternative sites for the new Lusaka Airport, of clays for industrial use in the Broken Hill District, of sands for glass-making and for foundry use, and an examination of a proposed site for a dam and reservoir on the upper reaches of the Kafue River. The purpose of the latter is to serve the needs of the Copperbelt.

Research work by visiting scientists from overseas was on a much more reduced scale this year, but arrangements were put in hand to increase the amount and scope of such work in 1960. The only team operating in the country was representative of the Research Institute of African Geology at the University of Leeds.

In the laboratories, a wide range of identifications, analyses and other determinations was again made, both for departmental purposes and for members of the public, and a total of 1,114 microscope slides was prepared by the lapidaries.

The major task undertaken in the drawing office was the compilation of a revised edition of the geological map of the Territory. By the end of

the year, this preliminary compilation was nearing completion, after which it remained to be fair-drawn. A number of other geological maps, diagrams and illustrations was also completed.

Publications issued during the year were:

Annual Report, 1958.

Records of the Geological Survey, 1957.

Bulletin No. 1. The Karroo System and coal resources of the Gwembe District, North-east section.

Report No. 4. The Geology and metalliferous deposits of the Luiji Hill area (Explanation of the geology of Degree Sheet 1527 NE Quarter).

Geological Maps:

Geological map of the Carbonatite area, Feira District.

Geological maps of the Kaluwe, Nachomba, Chasweta and Mwambuto carbonatites. (4 sheets)

The Karroo System and coal resources of the Gwembe District, North-east section. (2 sheets)

The Karroo System and coal resources of the Gwembe District, South-west section. (2 sheets)

RURAL DEVELOPMENT

THE Rural Development Plan is aimed at building up self-reliant, self-sufficient rural communities, to complement the steadily growing urban communities, and to take advantage of the increasing demand for rural produce in urban areas. The policy is to counteract, to some extent, the natural tendency for the population to concentrate on centres of industrial employment, by improving both the social amenities and the economic opportunities of rural life. Financial and technical assistance provided by the Commissioner for Rural Development is channelled through the native authorities to the greatest possible extent, and many such communities are beginning to realise that much can be achieved through self-help schemes.

The functions of the Commissioner for Rural Development are to co-ordinate development planning, to provide funds for development projects and for loans to individuals, and to provide training for rural Africans through a network of training centres and extension teams. At the local level, development planning and the execution of development projects is the responsibility of provincial and district development teams, made up of professional officers, representatives of native authorities, local missionaries, etc., meeting under the chairmanship of the Provincial Commissioner or the District Commissioner.

By the end of 1959, there were eight Development Area Training Centres in operation, and one Women's Homecraft Centre. These centres are staffed by a Community Development Officer, a Woman Community Development Officer, and a trained African staff of Development Assistants and Instructors. They continued throughout the year to provide residential courses for adult Africans, both men and women, in a number of simple trades and village crafts. Over 1,000 men and women underwent these six-month training courses during 1959. In addition, the centres

provided for a very wide range of shorter courses, for native authority employees, traders, farmers, owners of livestock, in fact, for practically every type represented in a rural community.

However, 1959 was most marked by an increasing emphasis on extension work carried out by teams trained at these training centres, which worked in the villages. There are now twenty-three of these teams in operation, throughout the rural areas of Northern Rhodesia. Every aspect of village life is tackled, and training is provided for the family as a unit.

The Boat Building School at Nchelenge, on Lake Mweru, continued to train African carpenters to build simple plank boats, and also provided a supply of contract-built boats for the expanding fishing industry on the lake. Ex-trainees from this establishment were helped to establish themselves in business at places as far removed as Mpulungu, on Lake Tanganyika, Kalabo, in the Barotseland Protectorate, and on the shores of the new Lake Kariba.

Farming development has continued to be the most important aspect of rural development, and much of the money issued during the year was for agricultural or livestock improvement schemes. The Peasant Farming Scheme continued to prosper, and the total number of farmers to whom loans had been granted rose to 2,379 by the end of the year. Although by far the greater number of farmers is in the Eastern Province, where the land is particularly suited to an agricultural economy, other provinces are now participating increasingly in the scheme.

The African Rural Housing Scheme, whose object is to assist Africans towards better housing standards in rural areas, has made steady progress throughout the year. In 1959, 208 loans totalling nearly £40,000 were made to individual Africans. In addition, one or two native authorities have experimented with the provision of houses for renting in the growing rural townships that surround their headquarters. The growth of such rural townships has been helped in other ways also from rural development funds. Examples of such help are loans to native authorities to erect tea rooms for renting, trading stores, improved water supplies and other amenities likely to attract more population.

During the year, a grant of £66,000 was received from the International Co-operation Administration of the U.S.A., to set up a fund for making loans to African businessmen. By the end of 1959, only seven loans had been made, but publicity about the loan scheme is continuing, and many applications were being received by the end of 1959.

GAME

THE year in the Kafue National Park was mainly one of consolidation. Although the number of visitors accommodated, compared with the figures for longer established national parks in other territories, is still low, the fact that the first year's figure has almost doubled in the second

year is very satisfactory for a park which is less accessible than others, and has yet to make its name abroad. There were 1,854 visitors during the season resulting in a total revenue of £2,440.

Good progress was made with development work in the Luangwa Valley South Game Reserve. Two staff camps were built on new sites within the Chilongozi sector and additional staff quarters and improvements made to the Game Officer's Station at Lion Camp. A third visitors' rest camp was brought near completion midway between the existing two visitors' camps. A start was made on an approach road into the reserve from the west, which will give access from the Great North Road near Serenje. In addition, preliminary work was carried out on approaches to a new pontoon crossing of the Luangwa River in the Chilongozi sector.

Poaching remains a considerable problem along much of the perimeter of the Luangwa South Game Reserve. However, its reduction in the riverine area recently opened to visitors, attended by a slight increase in game and a marked lessening in the timidity of all species, can be attributed to the constant visitor traffic, as well as to staff patrols; in the light of this it is hoped that the opening of the road south of Kakumbi to Chilongozi will improve the situation in this vulnerable sector. Apart from their direct effect on the game the poachers' habit of starting fires caused severe damage.

The Sumbu Game Reserve, on the south shores of Lake Tanganyika, is beginning to take its place as a tourist attraction. The present temporary visitors' camp is being replaced by permanent buildings and the new buildings should be completed by the end of February.

An important event during the year was the holding of the Sixth British East and Central African Fauna Conference at Big Lagoon Camp in the South Luangwa Game Reserve.

PUBLICATIONS BUREAU

THE main objects of the Northern Rhodesia and Nyasaland Publications Bureau are fourfold: to encourage African authors; to create the habit of reading for pleasure by providing entertaining as well as instructive literature; to help in building up the book trade among Africans; and at the same time to encourage the use of libraries.

This integrated service was made possible by generous provision from Colonial Development and Welfare funds in 1948; the Territorial Governments of Northern Rhodesia and Nyasaland also contributed and, with the end of Colonial Development and Welfare provision during 1956, arranged to take over the financing of the service completely.

The usual annual total of about 100 manuscripts and suggestions for books was received and considered in 1959. Work proceeded on the selection of those suitable for publication, and on the editing of those

selected in this and in previous years; a very large proportion of such "reading" and editing was being done by African staff.

The Bureau continued to co-operate with British firms in the printing, publishing and wholesaling of the books after selection and editing. Thirty-five new books were published and fifteen titles were reprinted.

Sales through the Bureau's wholesaling funds rose only slightly from £21,250 in 1958 to £22,707 in 1959; but this is to be compared with £10,997 in 1954 and £1,578 in 1948.

The bulk of the retail marketing of these books was still organised during 1959 by two main distributing agencies, the United Society for Christian Literature in Northern Rhodesia and the African Book Centre in Nyasaland.

Book vans have continued to go on tour, selling direct to the African public. This method of selling has caught the popular imagination. Thus sales from the Bureau's own van, having been £165 in 1954, rose from £1,350 in 1958 to over £1,800 in 1959.

In addition to making books available for libraries and advising on the suitability of books by other publishers, the Bureau also has eighty "country library" book boxes of its own lent out to various institutions such as missions, welfare societies, native authority headquarters and co-operatives in the rural areas of Northern Rhodesia.

While the main concern of the Bureau is with books for Africans and especially those written by local Africans, it also produces books of interest to the outside public and learned linguistic works. A selection of these is to be found in Part III, Chapter 4.

ADMINISTRATION OF DECEASED PERSONS' ESTATES

ESTATES of persons who die leaving property within Northern Rhodesia are administered either by the executor or next of kin, according to whether there is or is not a will, by one of the trust corporations carrying on executor and trustee business in the Territory, or by the Administrator-General of the Territory.

The law applicable to the administration and distribution of movable property of persons dying domiciled in the Territory and of all immovable property situate in the Territory is, in general, the law of England as it was on 17th August, 1911.

The Administrator-General undertakes the administration of deceased estates if he is specifically appointed executor of a will, if he is requested to act by those otherwise entitled to do so, or if no other person is able and willing to act. He administers approximately one-half of the estates under administration in the Territory.

At the beginning of 1959, the Administrator-General was administering 185 estates of deceased persons, and during the year he undertook the administration of a further 121 estates. He completed the administration of 127 estates.

Chapter 14: Cultural and Social Activities

RHODES-LIVINGSTONE MUSEUM

THE Rhodes-Livingstone Museum at Livingstone is the national museum of Northern Rhodesia. It had its origin in 1930 as a collection of African material culture and in 1934 the then Governor, His Excellency Sir Hubert Young, extended the collections to become a memorial to the great Central African explorer, David Livingstone. It was in 1934 that the museum was first opened to the public as the David Livingstone Memorial Museum.

With the rapid growth of the collections it became apparent in 1946 that it would be necessary to build a new museum with adequate display, store and workroom facilities. The necessary funds were most generously subscribed by the copper mining companies, the Beit Trust, British South Africa Company and many others, and the new Rhodes-Livingstone Museum was finally opened to the public in May, 1951. The growth of the research work carried out by the museum and the great increase in the collections have made an enlargement of the present buildings an urgent necessity and during 1959 a limited appeal for funds for capital development was again made. Generous donations were once more received from the copper companies, British South Africa Company, the Beit Trust, de Beers, the lotteries and several of the Northern Rhodesia native authorities. Sufficient was collected to cover the cost of the new administrative and research wing—to be known as the Rhodes-Livingstone Museum Research Laboratory—and building will begin early in the new year. Efforts are still being made to collect the £36,000 needed to build the natural history wing which will be the second stage in the capital development.

The design of the museum enables the exhibits to be set out in a logical progression, from the earliest geological times in Northern Rhodesia up to modern industrial development. It is a museum of human culture and ecology and is designed to show how, starting from the smallest beginnings, the results of human endeavour have enabled man to conquer the handicap of his environment and have thus brought about the mastery and development of his country's natural resources. It is, in a word, the museum of man in Northern Rhodesia. The museum is famous for its collection of relics of David Livingstone, early maps of Africa and collections of Bantu material culture and prehistoric archaeology.

As a result of the David Livingstone Centenary Exhibition of 1955, the historical collections have now been set up in the completely redesigned

historical gallery. This gallery, called "The Harry Wulfsohn Gallery" in honour of the Livingstone resident who presented it, was opened by the donor in 1957, and is proving a great attraction, particularly to overseas visitors.

A natural history gallery is being set up in the temporary building used in 1955 for the David Livingstone Centenary Exhibition. This gallery will house dioramas of small mammals from the Livingstone-Victoria Falls area as well as live exhibits of fishes and small reptiles and amphibia. A small charge will be made for admission and the proceeds placed towards the building fund.

In addition to the permanent exhibitions, the museum carries on a visual aid programme for European and African schools in the Territory. This takes the form of cinematograph shows, travelling loan exhibits, a film strip library and talks by members of the staff.

The museum employs a full-time Technical Officer to deal with this programme and the growing volume of photographic and display work.

The research staff of the museum consists of Director and Keepers of Prehistory and Ethnography and an Honorary Keeper of Natural History. Research is carried out into African prehistory, ethnography and, to a lesser extent, natural history, with particular emphasis on Northern Rhodesia.

In 1959 the third of a series of training schools in archaeology was held at which courses of theory and practice in archaeology were given to university students and interested amateurs. It was well attended and applications for next year's course have already been received. The importance of archaeology in elucidating the facts on which the early history of most countries south of the Sahara can be written cannot be over-emphasised and the museum's research in this field is directed to providing this evidence, the only substitute for written records which here are absent. The museum also accepts and supervises students from foreign universities who wish to undertake specific research into the archaeology and ethnology of Central Africa, particularly Northern Rhodesia.

During 1959, the museum's Department of Ethnography has constructed a "model" African village consisting of six separate sections containing the traditional buildings typical of the main tribal groups of the Territory. It is planned to open this to the public early in 1960 and visitors will be able to examine at first hand the traditional "architecture" of the country and to watch skilled craftsmen at work on the traditional products of their tribal group. Tribal dancing will be held from time to time in the central arena. It is hoped by means of this village to preserve and even rejuvenate the rapidly dying traditional crafts of the indigenous population.

Various expeditions are undertaken each year, either alone or in conjunction with other museums, and important discoveries and collections have been made in this way. Research into indigenous African music is

carried out under the auspices of the museum. There is a rapidly growing reference library on those subjects in which the museum specialises. The museum publishes a series of occasional papers and the first volume in a new monograph series called "The Robins Series" will be published by Chatto and Windus in the spring of 1960.

The museum co-operated in the large-scale programme of research into the Kariba Gorge area before the flooding occasioned by the new Kariba Dam, and will also co-operate in the projected Kafue Basin survey.

The museum is the headquarters of the Monuments Commission, of which the Director is the hon. secretary, and of the Northern Rhodesia Society, formed in 1950, to encourage wider popular interest in Northern Rhodesia. The society publishes *The Northern Rhodesia Journal* twice yearly, and its members are entitled to borrow books from the museum library.

THE NATIONAL MONUMENTS COMMISSION

THE Commission for the Preservation of Natural and Historical Monuments and Relics, under the chairmanship of Mr. G. C. R. Clay, was established by a Government Ordinance which came into force on 4th June, 1948. It is administered from the Rhodes-Livingstone Museum at Livingstone and the objects underlying its establishment were to ensure that all known sites of national interest or importance should receive adequate protection; to inquire into reports on new sites; to open up national monuments to the public and to provide such readily absorbed information about them as might be necessary in order to explain them to visitors.

The executive work is carried out by an honorary secretary who is also a member of the commission, and an Inspector of Monuments with African assistants. African caretakers are appointed at some of the more important of the national monuments while regular routine inspections are carried out at others. New sites are investigated every year and, if necessary, small-scale excavations are carried out.

A register is kept by the commission of the many hundreds of sites of archaeological or historical interest or of outstanding scenic beauty. The commission is also engaged in a complete survey and index of all archaeological and historical sites in Northern Rhodesia and is co-operating with the Department of Federal Surveys in the marking of antiquities on the new Federal maps.

Five new national monuments were proclaimed during 1959: an iron age occupation mound at Kalomo, rock paintings at Mwela Rocks near Kasama, the Kundabwika Falls and rock paintings, the Lumangwe Falls on the Kalungwishi River, Kawambwa District, and the Chipoma Falls in Chinsali District.

National relics now housed in the Rhodes-Livingstone Museum include grinding grooves and iron age remains from the Northern Province and tracings of rock paintings collected by the Inspector.

The country abounds in places of archaeological and natural interest, but there are few historical monuments or buildings in the true sense. Since 1951, therefore, the commission has carried out the policy of building simple monuments to a standard design to commemorate places or happenings of historical interest. In this way it is hoped to encourage in the general public a greater interest in the country's past. These monuments take the form of a rough, square stone column and plinth bearing the commission's distinctive plaque and bronze plate giving particulars of the place or event commemorated. Some fourteen or fifteen of these monuments have already been built and have proved very successful. They commemorate such subjects as the first capital of North-Western Rhodesia, the place from where David Livingstone discovered the Kafue River, the place where the Commander of the German Forces in East Africa was informed of the signing of the Armistice in 1918, the first steamship to sail on Lake Tanganyika, the first stone-built church, and so on. Short unveiling ceremonies are sometimes held.

During 1959, the commission adopted as its official mark of recognition a bronze plate, to be set up at sites and monuments, bearing a bauhinia flower motif and the commission's title. This design is the work of Mr. M. Yeta.

A monument was erected at the Chirundu Fossil Forest giving a brief explanation of the age and formation of these silicified forest trees. A small monument was also built at old Nkala Mission adjacent to the south entrance to the Kafue National Park commemorating those who died during the initial years of the Methodist Mission to the Baila.

The commission co-operates with the Rhodes-Livingstone Museum in archaeological research and many relics and objects of national interest are handed over to the museum for the national collections every year.

The first field museum was built at the Victoria Falls in 1955 and tells, by means of actual specimens *in situ* in an open excavation, supported by paintings, models and reconstructions, the story of the history of man at the Victoria Falls from half a million years ago to the present day. This still proves a popular tourist attraction. During 1959, an explanatory case was installed in the Nachifuku Caves. This contains objects found in the cave and labels explaining the importance of the site. It is hoped during 1960 that funds will become available to build a small field museum at the important prehistoric site of Kalambo Falls.

The commission publishes an annual report, a complete handbook to the Victoria Falls, and from time to time other literature of historical interest—for example, a list of old administrative posts, and a list of early Northern Rhodesian pioneers. The commission sponsored the publication by the Government Printer of a list of early visitors to Northern Rhodesia before 1903, compiled by Richard Sampson. The publication and distribution of the brochure *Digging Up History* has resulted in an increasing

number of antiquities being reported to the commission. Unfortunately, during the year several cases occurred where the discovery of antiquities was either not reported to the commission or not reported in time to save valuable evidence from destruction. Attempts are being made to keep a closer watch on commercial and industrial undertakings throughout the country to prevent a recurrence of such unfortunate incidents, and the help of various interested members of the public is being enlisted in an honorary capacity, to this end.

A complete list of proclaimed national monuments with notes on their historic or other interest is published each year in the commission's annual report. The report also contains a copy of the Ordinance, the conditions governing the issue of permits to excavators in the Territory and the by-laws regulating the behaviour of persons with regard to proclaimed national monuments.

THE RHODES-LIVINGSTONE INSTITUTE FOR SOCIAL RESEARCH

THE year 1959 showed progress in many fields and a setback in one. This latter was brought about by the closure of the industrial research section, but even there it was possible to recommence work on absenteeism and labour turnover in Ndola, Salisbury and Bulawayo as part of the wider inquiry organised by the Inter-African Labour Institute, a body set up under the auspices of the Commission for Technical Co-operation in Africa South of the Sahara.

Research in social anthropology was continued amongst the Soli, and the Nsenga, whilst the results of the Valley Tonga inquiry conducted in 1956-57 were prepared for the Press, with the manuscript completed by the end of the year. The parallel ecological study is also nearing completion.

Emphasis was further focused on the rural economy by the establishment of a human geographer to work in conjunction with the Fort Rosebery Health and Nutrition Scheme, and a female rural economist to conduct research amongst the Bemba in connection with the Northern Province Development Scheme. Urban and peri-urban work continued in the form of socio-economic studies in Lusaka and in Blantyre-Limbe till the middle of the year. The institute's Sociographer then left to take up a university appointment in Australia, but the analysis of data continued and numerous publications were issued or prepared for the Press (see Part III Chapter 4).

Work was conducted amongst the European community by a social psychologist studying the integration of immigrants into Rhodesian society and amongst the Asians by an affiliated Professor of Sociology from America. Another affiliate, a Rhodes Scholar from Oxford, spent the year in the field studying the part played by missions in the development of Northern Rhodesia, whilst a man and wife (psychologist and anthropologist) worked in Southern Rhodesia and Bechuanaland on an extensive study of the Kalanga group.

Towards the end of the year two new projects were launched, one a comparative study of indigenous political institutions, with special emphasis on their adaptation to modern conditions; the other a linguistic study concerned with the changing use of languages in African urban communities.

From the above catalogue of research being conducted it is apparent that the institute is grappling with many of the practical problems which material development raises in the social sphere, thus fulfilling the first two mandates of its threefold task, which has been defined thus:

To analyse scientifically the social life of modern man, indigenous and immigrant, in Central Africa.

To provide accurate scientific information on the social life of man for governments and other persons working with human beings in this area.

To disseminate this accurate information as widely as possible to the public.

Progress on the third front has continued throughout the year; the main method of dissemination is through the institute's own publications. As can be seen from the lists in Part III, Chapter 4, these are numerous and were added to during the year by two journals, one paper, four communications and one conference proceedings, the material published arising mainly from past and current institute research. The series of institute conferences was continued, numerous courses visited the institute for lectures and discussions and a series of evening seminars was organised for associate members of the institute resident in Lusaka.

Much time and thought was devoted during the year to the future programme of research which has been conceived on a broad basis. Immediate plans envisage the recruitment of an urban sociologist, an agricultural economist and a psychologist or similarly equipped specialist to undertake a study of the impact of mass media on the population.

The financial basis of the institute has remained as heretofore, with its main sources of support the British taxpayer (through Colonial Development and Welfare), the governments of the Federation and the mining interests of Northern Rhodesia. A recent feature of the financial situation continued throughout the year, namely the payment received from governments and statutory bodies for research conducted at their request.

THE VICTORIA FALLS TRUST

THIS trust succeeded a Special Committee of the Monuments Commission as the body responsible for administering the northern part of the Federation's greatest tourist attraction—the Victoria Falls. The trust area is some 17,000 acres in extent on the north bank of the Zambezi and the objects of the trust are to preserve the natural beauty, flora, fauna, fish, bird and insect life, and at the same time to ensure and develop adequate

amenities for visitors and tourists. The members of the trust are all local residents (living within twenty miles of the Victoria Falls) and all have an interest in the retention of the unspoilt natural beauties of this area, and in the development of tourist amenities.

Camping huts and a camping site with all facilities and a restaurant are maintained on the river bank, and these sites have recently been enlarged and improved and a new purified water scheme installed. Plans are in progress for the building of a tea room further upstream to serve that part of the trust area near the Zambezi Boat Club and the Livingstone Game Park.

This small game park is administered by the trust and during 1955 a new, larger and more suitable area was fenced and the game moved over to this. The programme of restocking this new park is almost complete and a number of game, rescued from the rising waters of the Kariba Lake, was added to the park during the year.

To facilitate scenic drives and tours within the area the trust controls some thirty miles of roads—usually strategically sited to enable visitors to enjoy all the beauties of the area. Look-out towers are placed on high ground, from where good views may be obtained. Paths are kept up along the river bank and at recognised beauty spots, to encourage visits by fishermen and picnic parties.

A botanic garden of indigenous flora is planned for 1960, and a snake park, small mammal enclosures and an aviary will be added to the game park during that year.

Because of its wealth of natural history and its unspoilt scenic attractions the Victoria Falls area was one of the first in Central Africa to receive attention from scientific collectors, and the strict preservation of the indigenous flora and fauna in conjunction with the provision of comfortable accommodation facilities makes a visit exceedingly rewarding for all lovers of wild life and of scenic beauty.

SPORT

THE year 1959 was an important year in Northern Rhodesia for sport, particularly with regard to the development of inter-racial activities, and it is heartening to note how smoothly African competitors have been integrated and accepted in the athletic field.

The two chief athletic sporting events were the Federal Championships and the Clark Cup—a competition which is now run in conjunction with the championships.

In the North's annual track and field clash with their southern neighbours the Clark Cup was retained by Northern Rhodesia by a comfortable margin. In this competition three Africans were awarded their federal colours. This was the first occasion that Africans competed in the Federal

Championships. It will be recollected that last year the Northern Rhodesia Amateur Athletic Association accepted the African Association as affiliates, and this association continued during November and December.

The general standard of African athletics is slowly improving but still falls far short of that required for international competition. The main drawbacks are lack of proper training facilities and coaches and a determination on the part of the athletes to stick rigidly to training schedules. It is not easy to convince the African that training is an all-year-round effort and requires strong self-discipline.

A committee sponsored by the Beit Trust has given considerable financial help to clubs in an effort to improve athletics.

During 1959, two American coaches, Lyle Bennett and Willie Adkins, toured the Territory and the appearance of a star-studded American and South African team at Nchanga did much to foster athletics during the winter.

The Northern Rhodesia African Athletic Association championships were held at Lusaka, and there were several European entries. The Northern Rhodesia Amateur Athletic Association championships were held at Nchanga and again this meeting catered for all races and was marked by the success of the integration experiment initiated the year before.

Soccer continued to be the sport with the most appeal for Africans. A national team visited the Union of South Africa during the year and was undefeated in six games. The team created a good impression by their standard of play and behaviour. The team members commented favourably on the excellent hospitality extended to them throughout the tour.

History was made by the European national soccer eleven which went down to the English professional team, Bolton Wanderers, 3-5. George Sharp netted a hat trick—the first footballer in Southern Africa to achieve this feat against an overseas touring side—and his goals gave the North a “personal best” against such opponents. A tour was made to the Congo during which Katanga were beaten.

It is interesting to note that the European governing body, the Northern Rhodesia Amateur Football Association, has now deleted the controversial race clause from its constitution, and it is hoped that this year will see the affiliation of the African Association. This will make possible African representation on national teams, if any player meets the standard for selection.

Some centres have active boxing clubs and where attention is given to proper training methods there has been a tremendous improvement in standards. One centre (Luanshya) sent an African team to Bulawayo and a team of three Europeans and four Africans travelled to Elisabethville to box against a team from the Robert Cohen (former world champion) Club.

At the end of the year the “Sportsman of the Year” winner had still to be announced. The five finalists, John Drysdale, Trevor Haynes,

Nico Luchs, Ronnie Hallauer and Miss Doreen Holt, representing golf, athletics, water polo, swimming and softball respectively, also represented five sports at which the North excelled during the year.

Drysdale personified the high standard set by golfers throughout the Territory and the Federation; he helped to regain the Federal Cup from Southern Rhodesia; won the Federal Championship himself; beat Canada's number one when the North went down to the Commonwealth team $3\frac{1}{2}$ - $5\frac{1}{2}$ and was a member of the federal side which halved with Canada four matches all, at Nchanga.

The Northern Rhodesia women's team also distinguished themselves during the year by relieving the South of the Federal Cup for the first time.

Territorial swimmers broke many federal and Northern Rhodesian records and none excelled more than Ronnie Hallauer. At the Federal Championships, Northern Rhodesia were beaten in the Partridge Cup by only three points but retained the Junior Partridge Cup and the Foster Cup for water polo, thanks largely to the leadership of Nico Luchs who went on to Springbok colours at the Currie Cup tournament in South Africa. He toured Europe with the South African team later in the year. A tremendous improvement among swimmers resulted from the visit of South African coach Alec Bulley during the off season.

Two thrilling rugby matches for the Clark Cup were played against Southern Rhodesia and only a last-minute try robbed the North of the trophy. Several successful tours of the Territory were made by South African representative teams and Northern Transvaal displayed their talents in a Currie Cup match at Nkana which they won handsomely.

It was an average year for cricketers, men and women hockey players, badminton and bowls enthusiasts, but the North beat the South at squash and lost only narrowly to a southern tennis team. Sailing, speedway and shooting all enjoyed a successful year, and the North are well represented in the federal team which will shoot at the English Bisley centenary next July.

Athletics in Central Africa sustained a great loss in the death of the Northern Rhodesia middle distance runner, Yotham Muleya, as a result of a car accident in the United States. His victory over Gordon Pirie and other notable European runners in a three-mile race in Salisbury in December last year heralded a new era in Rhodesian sport with the introduction of multi-racial athletics, and the awarding this year for the first time of federal and national colours to African athletes.

PART III

Chapter 1: Geography and Climate

TOPOGRAPHY

NORTHERN RHODESIA, with an area of 288,130 square miles, consists in the most part of high plateau of a general elevation of from 3,500 to 4,500 feet above sea level, except where occasional mountains rise to over 7,000 feet or the plateau is deeply entrenched by the Zambezi River and its tributaries, the Kafue and the Luangwa, or the Luapula River, part of the headwaters of the Congo in the north-west.

POSITION

THE Territory lies between latitudes 10 degrees and 18 degrees South, and between longitudes 22 degrees and 33 degrees East. It is part of the Federation of Rhodesia and Nyasaland; Southern Rhodesia, to the south of the Zambezi, and Nyasaland, to the east, are the other two partners. Other neighbours of Northern Rhodesia are Angola (Portuguese West Africa) to the west, the Belgian Congo to the north and north-east, Tanganyika to the north-west, Mozambique (Portuguese East Africa) to the south-east, and the Caprivi Strip, a northwards extension to the banks of the Zambezi of South-West Africa.

The Zambezi River forms the southern boundary of the country for about 520 miles, separating it from the Caprivi Strip and Southern Rhodesia. The Luapula River forms another natural boundary between the Protectorate and the Belgian Congo along the northern edge of the Congo Pedicle and north as far as Lake Mweru. Elsewhere the boundary follows watersheds and occasional streams or is marked by beacons.

GEOLOGY

THE high plateau is part of the largest plateau on the earth's surface, the great African plateau which stretches unbroken from the Sahara in the north to the Union of South Africa in the south. Uplifted in Mesozoic and Tertiary times, it is the largest part of the ancient continent of Gondwanaland. It is an ancient surface of old rocks, granites, gneisses, schists, quartzites, shales, and other primitive rocks. On this surface have been deposited sediments of the Karroo system, laid down from middle Carboniferous times to the Triassic, probably under climatic conditions which varied from glacial to cool, warm, and finally semi-arid. Most of these Karroo sediments have disappeared and are now found only in the Zambezi and Luangwa troughs. At the end of this period of deposition

there was volcanic activity which resulted in lava extrusions in the Victoria Falls area. Except for very occasional appearances of Cretaceous outcrops in the Luangwa Valley, and the remnants of the Karroo sediments in the Zambezi and Luangwa troughs, the only other sediments are those of the Kalahari system, the Kalahari Sands which cover the whole of Barotseland, and were laid down in Tertiary to Recent times.

RIVERS AND LAKES

WITH the exception of the Northern and Luapula provinces, which are part of the Congo Basin, Northern Rhodesia lies on the watershed between the Congo and the Zambezi River systems.

It is probable that the Zambezi and its main tributaries, the Kafue and the Luangwa, were initiated on Karroo sediments which blanketed the basement rocks beneath. Certainly the Zambezi, after leaving the Kalahari Sands of Barotseland, and while following a faulted trough in Karroo sediments for most of its length, has been superimposed upon lavas in the vicinity of the Victoria Falls and upon basement rocks at Kariba. In each case gorges have been formed.

The three great lakes of the Territory, Lakes Bangweulu, Mweru and Tanganyika, are all in the north and are part of the headwaters of the Congo River. Lake Bangweulu, which with its swamps covers an area of about 3,800 square miles, is drained by the Luapula River. This river, which flows south for a while, turns west and then northwards to pass through Lake Mweru and thence to the Congo.

CLIMATE

THOUGH within tropical latitudes, due to the general height of the plateau, Northern Rhodesia has a modified Sudan type of climate. There are three seasons: a cool dry season from May to August, a hot dry season from September to November, and a wet warm season from December to April. Only in the valleys of the Zambezi and the Luangwa is there excessive heat (particularly in October) and, in the wet season, a high humidity.

While the rainfall pattern over the whole country is similar, the amount of rainfall varies considerably. The country is affected most by the movement of the inter-tropical convergent zone, the zone of convergence between the sub-tropical high pressure areas of the northern and southern hemispheres. Over the sea, this zone approximates to the Equator, and, when the sun is overhead at the Equator, gives heavy rains to the equatorial region of Africa. The zone moves southwards with the apparent movement of the sun in the southern summer and brings rain to the greater part of Northern Rhodesia. In the north rainfall is fifty inches or more, decreasing to the south to Lusaka, where it is in the nature of thirty inches. South of Lusaka the rainfall is due more to the east and south-east trade winds, which have lost much of their humidity by the time they have

reached so far inland, with occasional excursions southwards of the inter-tropical zone. Rainfall is in the nature of twenty to thirty inches. In exceptional years the influence of the inter-tropical zone is felt much farther to the south, resulting in excessive rains in the Southern Province and partial drought in the north. Except for very rare and small falls of rain in August, the rainfall is confined to the wet season from November to April. It occurs as torrential thunderstorms at the beginning of the season, settling down to fairly continuous heavy rain over periods of two to three days with warm dry spells between. As the dry spells increase in length and frequency, the end of the rains occurs.

Temperatures are ameliorated by the height of the plateau above sea level. They vary from 60 degrees F. to 80 degrees F. in the cool season, with morning and evening temperatures as low as 40 degrees to 50 degrees and occasional frost in some areas. During the hot season, temperatures may range from 80 degrees to 90 degrees F.

VEGETATION

THE natural vegetation reflects directly the climate of the country. It is a savannah type of vegetation, except for small areas of tropical grassland.

Three types of savannah can be recognised. Along the line of rail from Broken Hill to Kalomo, and in parts of North-Western Province, there is mixed savannah which includes the evergreen woodland of the north-west (*Cryptocephalum*), and the chipya or high-grass woodland of the central plateau. The second type, which covers the greater part of the country, is deciduous *Brachystegia-Isobertinia* woodland. This, while giving the general appearance of parkland, varies from almost open grassland to almost closed forest. The third type of savannah occurs in lower, drier and warmer valleys of the Zambezi and the Luangwa. It is mopani woodland, the mopani tree (*Colophospermum mopane*) being deciduous, with a fire-resisting bark, capable of living in temporarily waterlogged areas, but sensitive to cold. Associated with the mopani are such trees as the acacia and the euphorbia, and in lower areas the baobab, the palm (*Hyphaene ventricosa*) and the *Copaifera gorskiana*. From the forests near Livingstone is cut for commercial use "mukwa" (*Pterocarpus angolensis*) for furniture making, and "mukushi" or Rhodesian teak (*Baikiaea plurijuga*) for sleepers, etc.

The tropical grasslands are mostly flood-plain features such as the Barotse Plain on the upper Zambezi, the Kafue Flats on the Kafue and other small areas.

SOILS

ASSOCIATED with the higher rainfall areas of the north-east and north-west occur the red earth clay-loam soils and in the lower Chambezi-Bangweulu basin are Lake Basin soils which are lateritic. The humus content of the virgin soils is high but cultivation rapidly exhausts them.

Over much of the rest of the country occur plateau soils which are ferruginous lateritic. The soils carry natural grass and have a fairly high surface humus content, but this decreases rapidly in the lower layers of the topsoil. Valley soils in the lower areas are similar to the brown forest soils of the Union of South Africa, and are more productive.

The Kalahari Sands to the west produce soils of little fertility though they do support a natural grass and forest cover.

LAND UTILISATION

MOST of the country can be classified as extensive pastoral and arable but there is a considerable area still infested with tsetse fly. Included in this division are the grasslands of Barotseland which are inundated in the summer but dry in the winter and where transhumance is practised by the African population.

Along the line of rail from Kalomo to Broken Hill is a region of semi-intensive pastoral and arable land.

COMMUNICATIONS

NATURAL communications are difficult. The main waterways run transverse to the normal flow of trade, which is north-south, and are in any case frequently interrupted by rapids, gorges, or floods. They have, however, considerable internal use, e.g. the Zambezi is a water arterial from near Livingstone to Barotseland, and the Bangweulu area has developed water transport to road-head within 100 miles of the Copperbelt.

Road and rail transport facilities, while they cannot be compared with those existing in more developed countries, are steadily improving.

All the main towns are linked by rail, a link which extends from Livingstone in the south 520 miles north to the Belgian Congo boundary, with branch lines serving the main Copperbelt towns.

An all-weather main road paralleling the railway, in part tar and in part high-grade gravel, joins the main towns in the same way as the railway. To the main provincial centres, such as Fort Jameson and Kasama, good gravel or earth roads are in existence and continually being improved, while a network of minor roads of greatly varying quality serves most centres of administration.

Regular air services link the country with extra-territorial routes, while the main centres both along the line of rail and the more remote rural areas are served by an internal network of air services.

POPULATION

IN 1959, the estimated African population was 2,280,000, while the European population at the census of 8th May, 1956, was 64,810, the Asiatic 5,400 and Coloured 1,550.

The Western Province, with its highly industrialised Copperbelt, supports just under two-thirds of the total European population of the Territory. Lusaka and Broken Hill account for most of the Central Province European population, and two-thirds of the Southern Province European population lives at Livingstone. Elsewhere except for isolated centres of administration and trading, the European population is to be found in the farming areas along the line of rail from Broken Hill to Kalomo and in the farming areas around Fort Jameson, Kasama, and Abercorn.

The Asian and Coloured population follow very much the pattern of the European population.

The African population is spread sparsely over the whole country though there are certain areas which are more densely settled. Along the Luapula associated with the fishing industry, in the Mazabuka and Choma districts of Southern Province associated with maize production and cattle rearing there are areas with a large African population. A special concentration of population is linked directly with industrialisation, particularly on the Copperbelt. While most of the population of the Copperbelt is migratory, a static element is growing. Elsewhere, the African bases his life on subsistence agriculture or semi-nomadic cattle keeping and the density of the population is low.

Chapter 2: History

NORTHERN RHODESIA, situated astride one of the main migration routes from north to south, has yielded a very complete succession of prehistoric cultural remains. These commence with simple split pebbles, made by some of the earliest true men nearly half a million years ago, and end with the remains of the Early Iron Age peoples. These latter people were simple mixed farmers who migrated from East Africa in the first millennium A.D. to be followed in their turn by the ancestors of the present Bantu-speaking tribes, the majority of whom have moved from their original home in the southern parts of the Congo Basin from the sixteenth century onwards.

Most of the investigation and interpretation of the country's past has to be left to the archaeologist since the written records go back barely a century. From excavation in the Zambezi Valley, in particular at the Victoria Falls, and elsewhere it has been possible to piece together the succession of human cultures and to relate these to the fluctuations that have taken place in the climate, rainfall and environment. Within this framework we can see how human culture during the earliest part of the Stone Age developed along much the same lines as it did in Europe, though at that time Africa led the world and there can be no doubt that it was from the more favourable climate of southern and eastern Africa that man moved north into Europe after the retreat of the ice sheets had enabled him to occupy country which hitherto had been too inhospitable for the early hunter-gatherers.

At the Kalambo Falls on the Tanganyika border is a remarkable site, dated by the radioactive carbon method to more than 36,000 years ago, where have been found a number of camping places of these "Handaxe Culture" people as they are called. Beautifully made stone tools lie in profusion on the floors just as they were discarded. From here also have been recovered some early wooden tools—digging sticks, throwing clubs and a wooden knife—the first of that date to be found in Africa.

The remarkable fossil skull and other remains of *Homo rhodesiensis* found in 1921 in a deep cave at the Broken Hill Mine is somewhat later in date but in its "neanderthaloid" features probably preserves some of the physical characteristics of the "Handaxe Culture" people. Well preserved fossil bone and stone implements come from other caves near Lusaka and help to complete the picture of the culture and times of Broken Hill Man.

Cultural development in Africa now begins to lag behind Europe, due no doubt in great part to climatic features, and the Stone Age continued in Northern Rhodesia in some places until quite recent times. These Later Stone Age peoples were in part akin to the southern African Bushmen and

in part to the semi-Bantu peoples. They sometimes lived in caves and rockshelters and, like their cousins south of the Zambezi, they made magico-religious paintings on the walls of their rockshelter homes, though in Northern Rhodesia these are usually of a symbolic nature such as can be well seen in Nsalu Cave, a little north of Serenje.

Although skilful hunters in the woodland/forest country that composes so much of Northern Rhodesia, these Late Stone Age people were unable to hold their own against metal-using food producers. For a time these two groups lived amicably side by side, but from the sixteenth century onwards the fight for survival was on. The hunter-gatherers and earliest farmers were then either annihilated or absorbed by the conquerors except for a few groups which, by assimilating sufficient of the culture and mode of life of the later Bantu peoples, may have attained a doubtful independence in the more inaccessible and backward parts of the Territory. Such groups as the Batwa of the Bangweulu, Lukanga and Kafue Swamps, and perhaps the Mbwela and Lukolwe may belong in this last category.

The descendants of the peoples who were the first to introduce metal working into the country are to be found in the Tonga peoples of the Southern Province, and radio-carbon dates suggest that they may have been in these parts as early as A.D. 90.

The early history of Northern Rhodesia is fragmentary and can only be gleaned from tribal histories, which are subject to doubt, since they are passed down by word of mouth from generation to generation, and from the accounts of the few explorers who penetrated the "Dark Continent" from the east and west coasts.

The Portuguese Governor of Sena, Dr. Lacerda, encouraged by the report of the half-breed Fereira who returned from Kasembe's capital, close to the eastern shores of Lake Mweru, in June, 1798, left Tete for the north. He was accompanied by Fathers Francisco, Jose and Pinto, twelve officers and fifty men-at-arms, but failed to reach his goal, and died within a few miles of Kasembe's capital. Father Pinto led the remnants of the expedition back to Sena, and it is from Dr. Lacerda's diaries, which Father Pinto with great difficulty saved, that the first authentic history of what is now North-Eastern Rhodesia is taken. Dr. Lacerda was followed in the early nineteenth century by two Portuguese traders, Baptista and Jose, who brought back stories of the great interior kingdom of the Lunda, which extended from Lake Mweru to the confines of Barotseland and included the whole of the country drained by the Upper Congo and its tributaries. This kingdom is reputed to have lasted from the sixteenth to the nineteenth century. Very few historical facts are known about it, but the name of Mwatiamvwa or Mwachiamvwa, the dynastic title of the paramount chief, is associated, like Monomotapa, with many half-legendary stories. Neither of these expeditions was of any great geographical value, and it was not till 1851, when Dr. Livingstone made his great missionary

journeys and travelled through Barotseland and in 1855 discovered the Victoria Falls, that the civilised world had its first authentic information of Northern Rhodesia. Other and later explorers who brought back stories of the barbarism of the natives, of the wealth of game, and of the glories of the Victoria Falls, were Serpa Pinto, Cameron, Selous and Arnot.

From the very early days when the hordes of migratory Bantu swept southwards from Central and Northern Africa, Northern Rhodesia has been subject to constant invasion from stronger tribes on its borders, so much so that the vast majority of the present native population, though of Bantu origin, is descended from men who themselves invaded this country not earlier than A.D. 1700. One or two small tribes, numbering now only a very few thousand, such as the Subia on the Zambezi, are all that remain of the inhabitants of Northern Rhodesia prior to that date. Though the story of these invasions has passed into oblivion, their traces remain in the extraordinary number and diversity of races and of languages in the country.

At the present time the population of the Territory has been classified into seventy-three different tribes, the most important of which are the Bemba, Ngoni, Chewa and Bisa in the north-eastern districts, the Lozi, Tonga, Luvale, Lenje and Ila in the north-western districts, and the Senga, Lala and Lunda, sections of which are resident in both the eastern and western areas. There are some thirty different dialects in use, but many of them vary so slightly that a knowledge of six of the principal languages will enable a person to converse with every native of the country. Nyanja is in use as the official language of the police and of the Northern Rhodesia Regiment, and is probably the language most generally spoken by Europeans. In many instances the tribes overlap and encroach upon each other, and it is not uncommon to find a group of villages of one tribe entirely surrounded by villages of another tribe. Many of the tribes on the borders extend into neighbouring territories; in some instances the paramount chief resides in a foreign country and only a small proportion of the tribe lives in Northern Rhodesia.

The chief invaders of the early part of the nineteenth century were the Arabs from the north, the Ngoni, a branch of the early Zulus who fled from the oppressive tyranny of Tschaka and who settled in the north-east of the Territory, and the Kalolo, an offshoot of the Suto family, who in the beginning of the nineteenth century fought their way from the south through Bechuanaland and across the Zambezi under the noted Chief Sebitoani; they conquered the Toka, the Subia and the Lozi, and founded a kingdom which was distinguished by a comparatively high degree of social organisation.

The duration of the Kalolo kingdom was short, lasting between twenty and thirty years. Soon after the death of Sebitoani, the Lozi rebelled and massacred the Kalolo to a man, keeping their women. As a result of this

the influence of their occupation is still to be seen in the Kalolo language, which is largely spoken amongst the tribes near the Zambezi. The Lozi under Lewanika enlarged their kingdom by conquering several surrounding tribes, such as the Nkoya, the Lovale and the Toka. Beyond these limits their authority was both nebulous and ephemeral.

In the year 1891 Lewanika was informed that the protection of Her Majesty's Government had been extended to his country as he had requested that it should be, and on 17th October, 1900, the Barotse Concession was signed by him and his chiefs and representatives of the Chartered Company. The concession was confirmed in due course by the Secretary of State for the Colonies, and under its terms the Company acquired certain trading and mineral rights over the whole of Lewanika's dominion, while the paramount chief was to receive, among other advantages, an annual subsidy of £850.

During this time the slave trade established by the Arabs continued unchecked. Its baleful influence had gradually spread from the shores of Lake Nyasa and Tanganyika over the whole Territory; but with the establishment of a Government post at Abercorn in 1892 the slave trade in this part of Africa received its first serious check. In each succeeding year more Arab settlements on the lake shore were destroyed. Sir Harry Johnston defeated the Arab chief Mlozi at Karonga in 1894, and the last caravan of slaves, which was intercepted on its way to the east coast, was released at Fort Jameson in 1898. Even after that, bands of slave-raiders were occasionally encountered on the north-east boundary and skirmishes with them took place as late as 1900; but with the final establishment of the administration of the British South Africa Company the slavers quickly disappeared from the country. The status of the conquered tribes under Lewanika's dominion was that of a mild form of slavery. This social serfdom was brought to an end by the edict of Lewanika, who in 1906 agreed to the emancipation of the slave tribes.

Before 1899 the whole Territory had been vaguely included in the Charter granted to the British South Africa Company, but in that year the Barotseland-North-Western Rhodesia Order in Council placed the Company's administration of the western portion of the country on a firm basis. It was closely followed by the North-Eastern Rhodesia Order in Council of 1900 which had a similar effect. The two territories were amalgamated in 1911 under the designation of Northern Rhodesia, and the administration of the Company (subject to the exercise of certain powers of control by the Crown) continued until 1924. In that year the administration of the Territory was assumed by the Crown in terms of a settlement arrived at between the Crown and the Company, and the first Governor was appointed on 1st April, 1924.

In the years that followed came the development of Northern Rhodesia's great copper industry. A bad start with the Bwana Mkubwa crash, one of

the biggest mining fiascos in African history, was prelude to a brilliant future. The Territory's four big mines at Luanshya, Nkana, Mufulira and Nchanga came into production shortly after Bwana Mkubwa collapsed in 1930. These four mines have altered the entire economic outlook of the Protectorate. A country whose progress rested on an annual revenue of about half a million pounds, in a few years was netting ten million and more annually, and building up reserve funds of several million pounds. It is largely upon copper that the new schools, hospitals, roads and other recent witnesses to increasing prosperity are founded.

The 23rd October, 1953, was an historic day in the history of the Territory. A special issue of the *Federal Government Gazette* gave on that day the message of greeting from Her Majesty the Queen on the occasion of the full inauguration of the Federation of Rhodesia and Nyasaland. Northern Rhodesia had become a member of the Federation by an Order in Council on 1st August, 1953.

Chapter 3: Administration

CENTRAL ADMINISTRATION

THE constitution of Northern Rhodesia provides for an Executive Council and a Legislative Council.

The Executive Council is presided over by the Governor and consists of ten Ministers, of whom four are officials and six are unofficials, the latter including two Africans. Each Minister, whether official or unofficial, is responsible to the Governor in Council for the administration of a group of Government departments. The principle of collective Cabinet responsibility applies to the decisions of Executive Council which is in fact equivalent to a Cabinet. All the Ministers, whether official or unofficial, constitute the Government front bench in the Legislative Council.

There are ten Ministries:

The Secretariat.

The Ministry of Legal Affairs.

The Ministry of Finance.

The Ministry of Native Affairs.

The Ministry of Labour and Mines.

The Ministry of Transport and Works.

The Ministry of Land and Natural Resources.

The Ministry of Local Government and Social Welfare.

The Ministry of African Education.

The Ministry of African Agriculture.

The Legislative Council is presided over by a Speaker and consists of thirty members, of whom six are officials, two are nominated by the Governor and twenty-two are elected in single-member geographical constituencies on a two-tier qualitative franchise containing voters of all races. Two of the seats must be filled by Europeans and two by Africans.

In the elections for the two reserved European seats and those for twelve of the remaining seats (representing the main areas of European settlement) the weight to be accorded to votes cast by voters on the lower tier of the franchise is limited to one-third of the votes actually cast by voters on the higher tier. All elected members of the Legislative Council are returned by, and become responsible to, a multi-racial electorate. Every qualified voter may vote twice, once for a member in a "reserved" seat and once for another member, and at least one of his votes will always count in full.

Franchise is conferred on all citizens of the United Kingdom and the Colonies, citizens of Rhodesia and Nyasaland and British Protected Persons, male and female, over twenty-one years of age, subject to education, property or income, and residential qualifications.

LOCAL GOVERNMENT—RURAL AREAS

A SYSTEM of local government is in force under which native authorities with their own treasuries are constituted with powers defined by statute. The native authorities can make orders, subject to the veto of the Provincial Commissioner, which have the force of regulations under the law. Such orders are made on minor matters affecting the welfare of the area concerned, markets, agriculture, forestry, game conservation, and so on. The native authorities can also make rules, subject to the approval of the Governor, such rules constituting more important local legislation for the peace, good order and welfare of the people of the area concerned, and including the levying of local rates and fees. The majority of native authorities raise levies for general or special purposes such as education. In addition they receive, either direct or by way of grants from Provincial Native Treasury Boards, all that is paid by way of native tax by Africans registered in their areas except for 1s. per tax paid by Africans resident or working in rural areas, and 2s. per tax by those in urban areas, which accrues to the Central Government. In addition the Government has set aside the sum of £200,000 which is available for loans to native authorities for the construction of capital works.

With the implementation of the new constitution which has given Africans direct and increased representation in Legislative Council most of the functions formerly performed by the African Representative Council and the African Provincial Councils have become unnecessary. The African Representative Council has therefore been abolished, and the decision has been taken to abolish African Provincial Councils though by the end of the year it had not been formally implemented. During their existence these councils performed a useful advisory function and their passing will be regretted by many, though with the development of African participation in the Government it was inevitable that they would become outmoded.

LOCAL GOVERNMENT—URBAN AREAS

THE administration of urban local government in the Territory is under the control of the Minister for Local Government and Social Welfare who is an unofficial member of Legislative Council.

Within the Ministry, there is a Local Government Division whose principal officers are all specialised in the various branches of local government, holding professional qualifications and having had previous experiences in the United Kingdom and other territories. The chief officer of the division is the Commissioner for Local Government, under whose general direction senior officers are in charge of the finance, audit valuation and fire prevention sections of the division.

The Ministry's headquarters are situated in Lusaka and there is a sub-office for the Copperbelt and northern areas in Ndola.

There are eight municipal councils, thirteen management boards, and six African township management boards. These latter towns are sited near the larger towns in the Copperbelt and at Broken Hill and, being in the nature of satellite suburbs, serve a most useful purpose in the sphere of training Africans in local government matters and procedure. They are occupied entirely by Africans. The distinction between councils and boards is mainly one of civic dignity and comparative powers.

The main controlling legislation is the Municipal Corporations Ordinance and the Townships Ordinance.

The major authorities have elected majorities, and membership of a council consists of between twelve and sixteen councillors who elect one of their number to be mayor. Boards on the other hand have from five to ten nominated members (with one exception) one of whom is appointed chairman.

The franchise derives from the ownership or occupation of rateable property, and annual elections are held. Elected councillors hold office for three years, one-third retiring in rotation each year. Elected members of boards hold office for two years, one-half of whom retire each year. Nominated members hold office for a period of three years.

All local authorities are authorities under the public health legislation, can levy rates, borrow money, own and manage housing schemes, and are in control of most public services within their areas. They are not however responsible authorities for education or medical services.

The councils of municipalities are empowered to make their own by-laws, and may raise loans from sources other than the Government.

Management boards borrow all necessary loans from the Government and function under Township Regulations enacted by the Governor in Council.

There is a Municipal Association of Northern Rhodesia comprising representatives from all the local authorities which takes a leading part in co-ordinating opinions and initiating policy and legislation. The Ministry co-operates fully with the association by referring to it when necessary all matters of direct interest to local authorities.

The phenomenal growth of local government activities and responsibilities which has taken place over the past decade or so, even allowing for the change in the value of money, can be seen from the following brief statistics.

	<i>Gross Recurrent Revenue</i>	<i>Gross Recurrent Expenditure</i>	<i>Loan Debt</i>	<i>Gross R.V. (Land and Improvements)</i>
	£	£	£	£
1945 . .	170,562	162,705	250,662	not available
1950 . .	710,013	668,209	921,473	8,359,689
1955 . .	2,755,989	2,693,628	11,061,282	48,837,819
1958 . .	6,039,052	5,739,703	23,642,531	93,297,355
1959 . .	7,188,920	6,816,009	25,179,385	104,133,169

The salient features of the scheme of Government grants-in-aid to local authorities are that the Government pays contribution in lieu of rates on all government property; makes road grants on a mileage basis (which now supersedes an arrangement whereby one-half of the motor licence fees collected in the town was paid over to the local authority); contributes 50 per cent of the expenditure on fire services; reimburses in certain circumstances the cost of burying of destitutes, provides deficiency grants in respect of small townships, and makes a number of other minor grants.

Grants are also paid by the Federal Government in respect of national roads passing through local authority areas; in lieu of rates on Federal Government rateable property, and for public health services.

The revenue of local authorities, apart from the foregoing grants, is mainly derived from rating and charges for services provided, including in most cases water and electricity.

Rates are normally owners' rates (although the legislation also provides alternatively for the levy of occupiers' rates) and are levied separately on the capital value of land and buildings.

In addition to the local authorities mentioned above there are fifty-one small townships in which the District Commissioner is the local authority and seven mine township management boards appointed to supervise the affairs of their respective mine townships. In no instances are any of the above subject to the same degree of Central Government control nor do they receive (except in specific cases) any form of Government grant-in-aid.

Consideration is being given to the establishment of district councils to serve peri-urban areas.

The majority of the local authorities have established African housing areas under the provision of the Urban African Housing Ordinance, for the housing of Africans employed or living within their areas. Whilst a large proportion of the houses have been erected by the local authority themselves from loans borrowed from Government, sections of African housing areas are set aside for the specific purpose of enabling Africans to build their own houses. Up to quite recently Government has erected housing in these areas for its own civil servants but is now negotiating for the sale to the local authorities of all such houses. Thereafter it will rent the accommodation in the same way as does an employer or individual.

In furtherance of the policy of African representation in local authority affairs it is now a statutory requirement that municipal councils and management boards appoint an African Affairs Committee consisting of an equal number of councillors/members and Africans, and in addition appoint Area Housing Boards for each African housing area. These boards consist of two representatives of the local authority and such number of Africans residing in the areas as the local authority consider necessary.

The powers delegated by the local authorities to the Area Housing Boards vary but examples are—

- (i) the allocation of houses;
- (ii) the allocation of trading premises;
- (iii) the submission of annual estimates of income and expenditure of the area;
- (iv) the right to authorise expenditure within the approved limits up to certain amounts;
- (v) the running of cinemas, libraries and playing grounds.

The new system has only been functioning a short time and its progress and development is being watched with interest.

Chapter 4: Reading List

PUBLICATIONS OF GENERAL INTEREST RELATING TO NORTHERN RHODESIA

MANY books of great interest are out of print and are therefore not mentioned below. It is hoped that most, if not all, of the books mentioned below are easily obtainable.

A.—HISTORY

1. *Nyasaland and North-Eastern Rhodesia*. Hanna. (Oxford University Press, 1956.)
2. *The Tribes of Northern Rhodesia*. W. V. Brelsford. (Government Printer, Lusaka, 1956.)
3. *The Barotseland Journal of James Stevenson Hamilton, 1898-9*. Oppenheimer Series No. VIII. (Chatto and Windus.)
4. *Livingstone's Travels*. Ed. Macnair. (Dent, 1954.)
5. *They Came to Northern Rhodesia*. Richard Sampson. (Government Printer, Lusaka, 1956.)
6. *David Livingstone, His Life and Times*. George Seaver. (Lutterworth Press, 1957.)
7. *Sir Harry Johnston and the Scramble for Africa*. Roland Oliver. (Chatto and Windus, 1957.)
8. *The Northern Rhodesia Legislative Council*. T. W. Davidson. (Faber and Faber, 1948.)
9. *The Rhodesian*. The Life of Sir Roy Welensky. Don Taylor. (Museum Press, London, 1955.)
10. *The Birth of a Dilemma: The Conquest and Settlement of Rhodesia*. Philip Mason. (Oxford University Press, 1958.)

B.—SOCIOLOGICAL STUDIES

See Publications of the Rhodes-Livingstone Institute, Lusaka, Page 113.

C.—GENERAL

1. *Native Administration in the British African Territories*. Vols. 2 and 4. Lord Hailey. (H.M.S.O., 1951.)
2. *A Prospector's Guide to Mineral Occurrences in Northern Rhodesia*. T. D. Guernsey. (B.S.A. Co., Salisbury, 1951.)
3. *Copper Venture*. Kenneth Bradley. (Max Parrish, 1952.)
4. *The Victoria Falls Handbook*. Ed. J. Desmond Clark. Published by the Monuments Commission, 1952. This is not purely a tourist guide but aims at giving all available information on the Victoria Falls, their history, geology, archaeology, natural history, etc.
5. *Dearest Priscilla*. Emily Bradley. (Max Parrish, 1950.) Advice to the housewife coming to Africa.
6. *Diary of a District Officer*. Kenneth Bradley. (George G. Harrap Ltd., 1943.)
7. *Shotgun and Sunlight*. D. G. Lynn Allen. (Batchworth Press, London, 1951.)
8. *Trees of Central Africa*. O. H., B and P., K. Coates Palgrave (National Publications Trust, Salisbury, 1975.)
9. *Livingstone the Doctor; his life and travels: A study in Medical History*. Michael Gelfand. (Blackwell, 1957.)

D.—NEW PUBLICATIONS

1. *Livingstone's Africa*. James Griffiths. (The Epworth Press, 1958.)
2. *Rhodesia and East Africa*. Ed. F. S. Joelson. (East Africa and Rhodesia, 1958.)
3. *African Camp Fires*. J. F. Burger. (1958.)
4. *The Planting of Christianity in Africa*. Vol. IV. G. T. Groves. (Lutterworth.)
5. *African Dust*. Lassie Fitzhenry, M.B.E. (P. R. Macmillan Ltd., London, 1959.)
6. *The Balance of Payments of Rhodesia and Nyasaland, 1945-1954*. A. G. Irvine. (1959.)
7. *Livingstone's First Journal 1843-56*. Ed. J. Schapera. (1959.)
8. *The Africa of To-day and To-morrow*. Ed. Royal African Society. (Leagrave Press Ltd., Luton, 1959.)
9. *Red Dust of Africa*. Sacha Carnegie. (1959.)
10. *Zambesia and Matabeleland in the Seventies*. Ed. Edward C. Tabler. (1959.)
11. *Wayaleshi: Radio in Central Africa*. P. J. Fraenkel. (Weidenfeld and Nicholson, 1959.)
12. *The Prehistory of Southern Africa*. J. Desmond Clark. (Pelican, 1959.)
13. *The Luapula Peoples of Northern Rhodesia: Custom and History in Tribal Politics*. J. A. Cunnison. (Manchester University Press, 1959.)

GOVERNMENT PUBLICATIONS OBTAINABLE FROM THE
GOVERNMENT PRINTER, LUSAKA

The Crown Agents for Oversea Governments and Administrations, London, are agents for the sale of publications issued by the Northern Rhodesia Government.

A current list of publications is obtainable, free of charge, from the Government Printer, P.O. Box 136, Lusaka.

Advancement of Africans in the Copper Mining Industry of Northern Rhodesia. Report of a Board of Inquiry. (The Forster Report.) 1954. 2s. 6d.

Africans in Industry, Report of Commission of Inquiry into Advancement of (The Dalglish Report.) Reprint 1952. 1s.

African Representative Council. Verbatim reports of proceedings. 1s.

Agricultural Bulletins:

No. 1 of 1950—Tobacco Root Knot Nematode. By J. C. Collins. 1s.

No. 2 of 1950—The Production of Flue-Cured Virginia Tobacco in Northern Rhodesia. By Allan Carr. 2s.

No. 1 of 1951—Flue-Cured Virginia Tobacco, harvesting, curing, grading and baling. By J. C. Collins. 2s.

No. 2 of 1951—Intensive Vegetable Growing for Africans. By B. C. Wills. 1s.

No. 3 of 1951—The Line Level and its Use in Soil Conservation. By M. Halcrow. 1s.

No. 4—A Labour Saving Method of Compost Making. By J. R. E. Hindson. 1s.

No. 5—Withdrawn.

No. 6—The Production of Turkish Tobacco in Northern Rhodesia. By J. C. Collins. 3s.

No. 7—Maize Fertiliser Experiments in Northern Rhodesia. By E. Pawson. 2s.

No. 8—Crop Rotation in the Production of Tobacco. By J. C. Collins and W. J. D. Watson. 2s.

No. 9—Tobacco Nurseries. By J. C. Collins. 3s. 6d.

No. 10—An Economic Survey of Commercial African Farming among the Sala of the Mumbwa District of Northern Rhodesia. By A. M. Morgan Rees and R. H. Howard. 5s.

No. 11—African Farming Improvement in the Plateau Tonga Maize Areas of Northern Rhodesia. By C. E. Johnson. 2s. 6d.

No. 12—Review of Research on Flue-Cured Virginia Tobacco in Northern Rhodesia. By J. C. Collins. 3s. 6d.

No. 13—Turkish Tobacco, A Cash Crop for the African Farmer. By G. B. Emslie. 2s.

- No. 14—An Economic Survey of Plateau Tonga Improved Farmers. By A. M. Morgan Rees. 2s. 6d.
- No. 15—Peasant Farming in the Petauke and Katete Areas of the Eastern Province of Northern Rhodesia. By R. N. Coster. 2s.
- No. 16—A Guide to the Safe Storage of Maize. By Dr. K. F. Salmond. 2s.
- Agriculture*. Report of the Agricultural Industry, October, 1931. By S. Milligan. 2s.
- Agricultural Survey*. Report of Commission, 1929. 7s. 6d.
- Agro Economic Recovery and Development of the Eastern Province*. By J. Hobday. 5s.
- Annual Reports on Northern Rhodesia*. Issued by the Colonial Office. 2s. 6d.
- Bemba Chiefs*. By W. V. Brelsford. 1948. 3s. 6d.
- Bookmaking*. Report of the Committee Appointed to Recommend whether Legislation should be introduced to Control Bookmaking in the Territory. 1956. 2s. 6d.
- Brickmaking*. By C. W. Kiln. 1s.
- Brands Register*. 1959. 3s. 6d.
- British Colonial Stamps in Current Use*. By R. Courtney Cade, M.B.E. 1955. 5s.
- Careers for Northern Rhodesians*. 6d.
- Cattle Industry*. Memorandum compiled by the Veterinary Department. 1937. 1s.
- Census of Population*. October, 1947. 7s. 6d.
- Census of Population*. May, 1951. 7s. 6d.
- Central African Council*:
 Report on Regional Organisation of Research in Rhodesia and Nyasaland. By Dr. J. E. Keystone. 1949. 5s.
- Central African Territories*:
 Comparative Survey of Native Policy. 1951. 2s.
 Conference on Closer Association. 1951. 1s. 3d.
 Geographical, Historical and Economic Survey. 1951. 1s. 3d.
- Check List of the Birds of Northern Rhodesia*. By C. W. Benson and C. M. N. White. 15s.
- Check List of the Mammals of Northern Rhodesia*. By D. Gordon Lancaster. 4s.
- Civil Service of Northern Rhodesia*:
 Report of Commission to Inquire into the Salary Structure, Remuneration and Terms of Service. 1952. Part I (European). 2s. Part II (African). 2s.
 Report of the Commission on Super Scale Salaries. 1956. 5s.
- Compulsory Annual Medical Examination for Winding Engine Drivers*. Report of the Committee of Inquiry. 1957. 1s.
- Copperbelt Markets*. By W. V. Brelsford. 2s.
- Cost of Living*. Final Report of the Commission. 1950. 5s.
- Development, The Ten Year Plan*. 1947. 2s.
- Development, The Ten Year Plan*, Second (1951) Review. 5s.
- Development, The Ten Year Plan*, Revision (1953). 5s.
- Development of Secondary Industries in Northern Rhodesia*. By Dr. W. J. Busschau. 1945. 2s. 6d.
- Departmental Annual Reports*. 1s. to 7s. 6d. each. (Apply to Government Printer for list.)
- Draft Federal Scheme*:
 Report of Conference, London, April and May, 1952. 1s. 3d.
 Reports of Commissions appointed by the Governments of United Kingdom, Southern Rhodesia, Northern Rhodesia and Nyasaland:
 Judicial Commission. 6d.
 Fiscal Commission. 1s. 3d.
 Civil Service Preparatory Commission. 2s.
 Report of Conference, London, January, 1953. 1s.
 The Federal Scheme, Constitution. 1s. 6d.
- Dust Suppression in Nchanga Open Pit Copper Mine, Improvement in*. By V. Balashov and J. E. Baillie. 1958. 5s.
- Education of Women and Girls*. Report. 6d.
- European Education*. Investigation by Committee, 1948. 2s. 6d.
- European Farming Industry in Northern Rhodesia*. Report of a Commission of Inquiry into the Future of. (Commissioner: L. G. Troup, O.B.E.). 1954. 5s.
- European Housing*. Report of the Committee, 1947. 1s.

- Family Expenditure Survey*, 1951. 2s.
Financial Position of Native Treasuries. Report, 1954. 6d.
Fish Farming in Northern Rhodesia. Progress, 1952-54. 2s.
Gazette, Official Government. Published weekly:
 Within Northern Rhodesia and all other countries, annual subscription, £1 15s. 0d.
 Single copies of current year, 1s. 3d.
 Back numbers, 1s. 6d.
Gazetteer of Geographical Names in the Barotseland Protectorate. 1959. 10s.
Geological Survey:
 Records of. 1954 and 1955, 2s. 6d. each. 1956 and 1957, 5s. each.
 Bulletin No. 1—The Karroo System and Coal Resources of the Gwembe District, North-East Section. By H. S. Gair. 1959. £1 10s. 0d.
 Bulletin No. 2—The Geology and Mineral Resources of the Big Concession Mumbwa District. By R. T. Brandt. 1955. 14s.
 Bulletin No. 4—The Karroo System and Coal Resources of the Gwembe District, South-West Section. By R. Tavener-Smith. 1960. £1 10s. 0d.
 Report No. 1—The Limestone and Slate Occurrences of the Fort Rosebery District. By P. L. A. O'Brien. 1954. 5s.
 Report No. 3—The Geology of the Kariba Area. By Brian Hitchon. 1958. £1 10s. 0d.
 Report No. 4—The Geology and Metalliferous Deposits of the Luiji Hill Area (Mumbwa District). By K. A. Phillips. 1958. 15s.
Hansard. Verbatim reports of the Proceedings of Legislative Council.
 Published daily in booklet form:
 Price per daily copy—3d. post free.
 Annual Subscription—10s. post free.
 Complete proceedings of each Session, fully indexed and bound in paper covered volumes, 5s. per copy. (No fixed annual subscription.)
Higher Education for Africans. Report of the Commission, 1953. 5s.
Highway Code of Northern Rhodesia. 1d.
Illegal Brewing. Report of Inquiry. 1s.
Kafue Hydro-Electric Project. Report, 1953. £2 2s. 0d.
Land Bank. Report of Committee on Establishment of, 1951. 2s. 6d.
Land Board. Constitution and Terms of Reference. 2s.
Law Directory and Legal Calendar, 1960. 2s. 6d.
Laws of Northern Rhodesia. Revised to 31st December, 1959.
 Contained in eight loose-leaf volumes, £14 14s. 0d.
 Annual Subscription, £3 3s. 0d.
 Separate Chapters available. (Apply to Government Printer for list.)
Law Reports of Northern Rhodesia. Cases determined by the High Court. (Volumes I, II, III and IV out of print.) Volume V, £3 3s. 0d.
Liquor Licensing. Report of the Committee Appointed to Consider the Provisions of the Liquor Licensing Ordinance and its Subsidiary Legislation in their Application to Coloured Persons and Africans. 1955. 5s.
Lotteries. Report of the Committee Appointed to Inquire into the Control of, 1956. 3s. 6d.
Lusaka Street Map. 1s.
Management Boards, Constitution of. Report of Committee, 1949. 2s.
Motor Transport Commission, Report of, 1951. 2s. 6d.
Maps Showing Tsetse Fly Distribution in Northern Rhodesia. Set of four—£1 5s. 0d.
Native Locations in Urban Areas. Report of Commission, 1943. 2s.
Native Taxation. Report of Committee, 1948. 1s.
Ngoni Land Utilisation Survey, 1954-55. By M. J. S. W. Priestly and P. Greening. £1 5s. 0d.
Northern Rhodesia Handbook. 1953 Edition. 2s. 6d.
Northern Rhodesia, Photographic Album of Life and Scenes. 7s. 6d.
Northern Rhodesia Police. Report of Commission of Inquiry, 1946. 7s. 6d.
Northern Rhodesia Police. Report of Commission of Inquiry into Wastage of Personnel. (Commissioner: P. A. P. Robertson, C.M.G.) 1957. 7s. 6d.

- Northern Rhodesia Regiment, The Story of.* Edited by W. V. Brelsford. 15s.
- Proposals for Constitutional Change in Northern Rhodesia,* 1958. 6d.
- Pulmonary Disability.* Report of Commission, 1954. 2s.
- Racial Discrimination.* Report of Committee Appointed to Investigate the Extent to which it is Practised in Shops and in other similar Business Premises, 1956. 5s.
- Recent Advances in the Northern and Luapula Provinces of Northern Rhodesia.* A report on Intensive Rural Development. By M. Halcrow. 1959. 1s.
- Report of the Commission appointed to inquire into the Stoppage in the Mining Industry in Northern Rhodesia in July, 1957, and to make Recommendations for the Avoidance and Quick Settlement of Disputes in Industry.* (Honeyman Report.) 1957. 5s.
- Report of the Committee appointed to examine and recommend ways and means by which Africans resident in Municipal and Township areas should be enabled to take an appropriate part in the Administration of those areas.* (Brown Report.) 1957. 2s.
- Report of the Commission appointed to inquire into the circumstances leading up to and surrounding the recent deaths and injuries caused by the use of firearms in the Gwembe District and matters relating thereto.* 1958. 10s.
- Report of an Inquiry into all the circumstances which gave rise to the making of the Safeguard of Elections and Public Safety Regulations.* (Ridley Report.) 1959. 5s.
- Semi-Permanent Housing.* By Desmond Agg. 5s.
- Silicosis Hazard.* Report of Investigation, 1948. 1s.
- Small Earth Dam Construction.* By T. W. Longridge. 1s.
- Soil and Land Use Survey—Copperbelt, Report of,* 1956. £2 2s. 0d.
- Soils, Vegetation and Agriculture of North-Eastern Rhodesia.* Report of the Ecological Survey. By C. G. Trapnell. (Reprinted 1953.) £1 1s. 0d.
- Soils, Vegetation and Agriculture of North-Western Rhodesia.* Report of the Ecological Survey. By C. G. Trapnell and J. N. Clothier. (Second Edition, 1958.) £1 1s. 0d.
- Study of an African Swamp.* Report of Cambridge University Expedition to the Bangweulu Swamps, Northern Rhodesia, 1949. By F. Debenham. £1
- Tenure of Agricultural Land.* Report of the Commission of Inquiry into the Future of the European Farming Industry in Northern Rhodesia. (Commissioner: L. G. Troup.) 1954. 2s. 6d.
- Tenure of Urban Land in Northern Rhodesia.* Report of the Committee, 1957. 2s. 6d.
- The Stores, Public Works and Water Development and Irrigation Departments.* Report on a Preliminary Survey. Unwick, Orr and Partners, Ltd. 5s.
- The Tribes of Northern Rhodesia.* By W. V. Brelsford. 12s. 6d.
- They Came to Northern Rhodesia.* A record of persons who had entered what is now the Territory of Northern Rhodesia by 31st December, 1902. Compiled by Richard Sampson. 1s.
- Tick-Borne Diseases, Report on.* By Professor J. G. Matthysse. 1954. 3s. 6d.
- Trade Testing and Apprenticeship for Africans.* Report of the Committee, 1957. 5s.
- Tsetse Fly and their Relationship to Trypanosomiasis.* Some notes by W. S. Steel. 6d.
- Unrest in the Mining Industry in Northern Rhodesia, Report of the Commission Appointed to inquire into.* (Branigan Report.) 1956. 5s.
- Visit of Her Majesty Queen Elizabeth the Queen Mother to Northern Rhodesia, 8th July to 12th July, 1957.* 3s. 6d.
- Voters Registers. Territorial, 1959.* 18 Districts—1s. each.
- Voters Registers. Federal, 1958.* 14 Districts—5s. each.
- Water Level Records.* September, 1956, and September, 1957. 10s. 6d. each.
- Water Reconnaissance.* By Professor F. Debenham. 2s.

PUBLICATIONS OF THE RHODES-LIVINGSTONE MUSEUM, LIVINGSTONE

The publications of the Museum include an annual report, a handbook to the ethnological collections, which is at present being brought up to date by the Ethnographer, and a series of occasional papers. Those which have appeared already are:

1. *The Material Culture of the Fort Jameson Ngoni.* By J. A. Barnes. 1948.
2. *African Dances of Northern Rhodesia.* By W. V. Brelsford. 1948.

3. *The Material Culture of the Lunda-Lovale Peoples*. By C. M. White. 1948.
4. *African Music in Northern Rhodesia and some other places*. By A. M. Jones. New Edition. 1958.
5. *Trade Routes, Trade and Currency*. By A. H. Quiggin. 1949.
6. *Life among the Cattle-owning Plateau Tonga*. By E. Colson. 1949.
7. *The Discovery of Africa*. By E. H. Lane-Poole. 1950.
8. *Some Pioneer Missions of Northern Rhodesia and Nyasaland*. By C. W. Mackintosh. 1950.
9. *David Livingstone*. By I. M. Fletcher. 1950.
10. *Lunda Rites and Ceremonies*. By V. W. Turner. 1953.
11. *Some African Poison Plants and Medicines of Northern Rhodesia*. By W. Gilges, M.B., M.CH.(WITS.). 1956.
12. *The Fishing Devices of Central and Southern Africa*. By P. I. R. Maclaren. 1958.
13. *The Stone Age Cultures of N. Rhodesia*. By J. Desmond Clark. Published in 1950 by the South African Archaeological Society with the aid of a grant from the Museum Trustees.
14. *The Way to Ilala, David Livingstone's Pilgrimage*. By Professor Frank Debenham. Published in 1955 for the Rhodes-Livingstone Museum Trust by Longmans Green, London.
15. In 1959 Penguin Books Ltd. published the *Prehistory of Southern Africa* as a Pelican Book, written by the Museum Director, J. Desmond Clark.

PUBLICATIONS OF THE RHODES-LIVINGSTONE INSTITUTE,
LUSAKA

BOOKS PUBLISHED FOR THE RHODES-LIVINGSTONE INSTITUTE:

1. *Seven Tribes of British Central Africa*. Edited by Elizabeth Colson and Max Gluckman. Oxford University Press. 1951. 395 pp., photographs, maps, tables. Reprinting. 37s. 6d.
2. *Shona Customary Law*. By J. F. Holleman. Oxford University Press. 1952. 372 pp., tables, diagrams. 42s.
3. *Politics in a Changing Society*. By J. A. Barnes. Oxford University Press. 1954. 220 pp., photographs, tables, maps, diagrams. 42s.
4. *The Judicial Process among the Barotse of Northern Rhodesia*. By Max Gluckman. Manchester University Press. 1955. 386 pp., photographs, maps, diagrams. 37s. 6d.
5. *The Yao Village: A Study in the Social Structure of a Nyasaland Tribe*. By J. Clyde Mitchell. Manchester University Press. 1956. Pp. xviii, 235, photographs, tables, diagrams, maps. 30s.
6. *Schism and Continuity in an African Society*. By V. W. Turner. Manchester University Press. 1957. 348 pp., photographs, tables, maps. 35s.
7. *Politics in an Urban African Community*. By A. L. Epstein. Manchester University Press. 1958. 254 pp., photographs, tables, maps, diagrams. 28s.
8. *The Birth of a Plural Society: The Development of Northern Rhodesia under the British South Africa Company, 1894-1914*. By Lewis H. Gann. Manchester University Press. 1958. Pp. xxi, 230, illustrations, maps. 25s.
9. *Marriage and the Family among the Plateau Tonga of Northern Rhodesia*. By Elizabeth Colson. Manchester University Press. 1958. Pp. xvi, 379. Map, tables, illustrations. 42s.
10. *Tribal Cohesion in a Money Economy: A Study of the Mambwe People of Northern Rhodesia*. By W. Watson. Manchester University Press. 1958. Pp. xxiii, 246. Tables, illustrations. 30s.

THE RHODES-LIVINGSTONE JOURNAL. *Human Problems in British Central Africa*.

This is published half-yearly in March and September. It is edited by a Board consisting of Professor Max Gluckman, Professor J. Clyde Mitchell and Dr. Elizabeth Colson, with the Director of the Institute as co-ordinating Editor. It aims

to define simply, but with scientific accuracy, the social problems facing man, both indigenous and immigrant, in Central Africa, to record what is known of such problems, and to report on research being undertaken and required in the future.

Contributions are not confined to the publication of the research results of the Institute's past and present staff; articles and notes are particularly welcome from all those working in the field covered, or those engaged in similar problems elsewhere whose findings are applicable to the Central African field.

With the exception of No. 1, which is out of print, back numbers of the *Journal* can be obtained as follows:

Nos. 2-4 at 2s. 6d.

Nos. 5-10 at 4s.

Nos. 11-25 at 5s.

plus 3d. postage per number.

RHODES-LIVINGSTONE PAPERS:

1. *The Land Rights of Individuals Among the Nyakyusa*. By Godfrey Wilson. 1938. 52 pp. Out of print.
2. *The Study of African Society*. By Godfrey Wilson and Monica Hunter. First printing, 1939. Second printing, 1942. 21 pp. Out of print.
3. *The Constitution of Ngonde*. By Godfrey Wilson. 1939. 16 pp. Out of print.
4. *Bemba Marriage and Present Economic Conditions*. By Audrey I. Richards. 1940. 123 pp. Reprinting.
5. *An Essay on the Economics of Detribalisation in Northern Rhodesia, Part I*. By Godfrey Wilson. 1941. 71 pp. Reprinting.
6. *An Essay on the Economics of Detribalisation in Northern Rhodesia, Part II*. By Godfrey Wilson. 1942. 82 pp. Reprinting.
7. *Economy of the Central Barotse Plain*. By Max Gluckman. 1941. 130 pp. 24 photographs, 2 maps, 4 diagrams, 8 charts. Out of print.
8. *Good Out of Africa: A Study in the Relativity of Morals*. By A. T. Culwick. First printing, 1942. Second printing, 1943. 64 pp. 2s. 6d.
9. *The African as Suckling and as Adult: A Psychological Study*. By J. F. Ritchie. 1943. 99 pp. Out of print.
10. *Essays on Lozi Land and Royal Property*. By Max Gluckman. 1943. 99 pp. Out of print.
11. *Some Aspects of Marriage and the Family Among the Nuer*. By E. E. Evans-Pritchard. 1945. 70 pp. 2s. 6d.
12. *Fishermen of the Bangweulu Swamps*. By W. V. Brelsford. 1948. 153 pp. 5s. 6d.
13. *Rooiyard: A Sociological Survey of an Urban Native Slum Yard*. By Ellen Hellmann. 1948. 125 pp., 19 photographs, 1 diagram.
14. *Land Holding and Land Usage Among the Plateau Tonga of Mazabuka District: A Reconnaissance Survey, 1945*. By W. Allan, M. Gluckman, D. U. Peters, C. G. Trapnell, J. H. M. McNaughton and D. W. Conroy. 1948. 192 pp., 4 maps, 47 tables. 9s. 0d.
15. *Studies in African Land Usage in Northern Rhodesia*. By W. Allan. 1949. 85 pp., maps, tables, diagrams. 8s. 0d.
16. *Malinowski's Sociological Theories*. By Max Gluckman. 1949. 28 pp. 3s. 6d.
17. *The Pattern of Hera Kinship*. By J. F. Holleman. 1949. 51 pp. 6s. 6d.
18. *Gusii Bridewealth Law and Custom*. By Philip Mayer. 1950. 67 pp. 6s. 6d.
19. *Land Usage in Serenje District*. By D. U. Peters. 1950. 100 pp. 10s. 6d.
20. *Marriage in a Changing Society*. By J. A. Barnes. 1951. 136 pp. 10s. 6d.
21. *History of the Luapula*. By I. G. Cunnison. 1952. 42 pp. 4s. 6d.
22. *Accommodating the Spirit Amongst some North-Eastern Shona Tribes*. By J. F. Holleman. 1953. 49 pp. 7s. 6d.
23. *Juridical Techniques and the Judicial Process*. By A. L. Epstein. 1954. 45 pp. 6s. 6d.
24. *Two Studies in African Nutrition: An Urban and a Rural Community in Northern Rhodesia*. By Betty Preston Thomson. 1954. 57 pp. 8s. 6d.
25. *Kin, Caste and Nation Among the Rhodesian Ndebele*. By A. J. B. Hughes. 1956. 86 pp. 10s. 6d.

26. *A Social Survey of the African Population of Livingstone*. By Merran McCulloch. 1956. 82 pp. 10s. 6d.
27. *The Kalela Dance: Aspects of Social Relationships Among Urban Africans in Northern Rhodesia*. By J. Clyde Mitchell. 1956. 52 pp., frontispiece, tables. 7s. 6d.
28. *Analysis of a Social Situation in Modern Zululand*. By Max Gluckman. 1958. 82 pp., illustrations. 8s. 6d.
29. *A Preliminary Survey of Luvale Rural Economy*. By C. M. N. White. 1959. Pp. xii, 58, frontis., map. 8s. 6d.

COMMUNICATIONS FROM THE RHODES-LIVINGSTONE INSTITUTE (rhoneoed):

1. *Organisation of the Barotse Native Authorities, with a Plan for Reforming them*. By Max Gluckman. Parts 1 and 2. 1943. 7s. 6d. each. Part 2 is out of print.
2. *Aspects of Bemba Chieftainship*. By W. V. Brelsford. 1945. Out of print.
3. *Makonde Initiation Ceremonies*. By Lyndon Harries. 1945. 5s. 0d.
4. *History of the Mankoya District*. By G. C. Clay. 1946. 5s. 0d.
5. *Kinship and Local Organisation on the Luapula*. By I. G. Gunnison. 1950. 5s. 3d.
6. *African Urbanisation in Ndola and Luanshya*. By J. Clyde Mitchell. 1954. 3s. 6d.
7. *A Selected Bibliography of the Federation of Rhodesia and Nyasaland*. Compiled by R. M. S. Ng'ombe. Rhodes-Livingstone Institute, 1957. 68 pp. 5s. 0d.
8. *Historical Notes on the Bisa Tribe, Northern Rhodesia*. By F. M. Thomas. Rhodes-Livingstone Institute, 1958. 53 pp. 3s. 6d.
9. *Cash Wages and Occupational Structure, Blantyre-Limbe, Nyasaland*. By David G. Bettison. Rhodes-Livingstone Institute, 1958. 20 pp. 2s. 0d.
10. *The African Railway Workers' Union, Ndola, Northern Rhodesia*. By Parkinson Mwewa. Rhodes-Livingstone Institute, 1958. 16 pp. 1s. 6d.
11. *The Demographic Structure of Seventeen Villages in the Peri-Urban Area of Blantyre-Limbe, Nyasaland*. By David G. Bettison. Rhodes-Livingstone Institute, 1958. 93 pp. 5s. 0d.
12. *The Social and Economic Structure of Seventeen Villages, Blantyre-Limbe, Nyasaland*. By David G. Bettison. Rhodes-Livingstone Institute, 1958. 95 pp. 7s. 6d.
13. *Aushi Village Structure in the Fort Rosebery District, Northern Rhodesia*. By E. M. Richardson. Rhodes-Livingstone Institute, 1959. 36 pp. 3s. 6d.
14. *The Bantu Languages of the Federation: a preliminary survey*. By G. Fortune, s.j. Rhodes-Livingstone Institute, 1959. 59 pp. 4s. 6d.
15. *Blindness in the Kawambwa District, N. Rhodesia*. By C. M. Phillips. *African Medicines in the Mankoya District, N. Rhodesia*. By S. A. Symon. (With an introduction by Raymond Apthorpe.) Rhodes-Livingstone Institute, 1959. 77 pp. 5s.
16. *Further Economic and Social Studies, Blantyre-Limbe, Nyasaland*. By H. D. Ngwane, A. A. Nyirenda and David G. Bettison. 49 pp. 4s.

CONFERENCE REPORTS:

1. *Proceedings of the Eleventh Conference of the Rhodes-Livingstone Institute, on "Present Inter-relations in Central African Rural and Urban Life"*. Edited by Raymond Apthorpe. Held at Lusaka, January, 1958. 7s. 6d.
2. *Proceedings of the Twelfth Conference of the Rhodes-Livingstone Institute, on "Social Relations in Central African Industry"*. Edited by David Matthews and Raymond Apthorpe. Held at Bulawayo, September, 1958. 12s. 0d.
3. *Proceedings of the Thirteenth Conference of the Rhodes-Livingstone Institute, "From Tribal Rule to Modern Government"*. Edited with an introduction by Raymond Apthorpe. Held at Lusaka, April, 1959. 10s. 6d.

PUBLICATIONS OF THE NORTHERN RHODESIA AND NYASALAND
PUBLICATIONS BUREAU

The Bureau exists primarily to produce books (in English and the vernacular) for Africans. It also produces or assists publishers in the production of a number of

books which are of interest to Europeans in Central Africa, and to students everywhere; a selection of these is given below. Complete lists may be obtained from the Publications Bureau, c/o P.O. Box 208, Lusaka.

1. *Travels in Northern Rhodesia*. By D. Maxwell Robertson (Oxford University Press.)
2. *The Story of Northern Rhodesia*. By Kenneth Bradley. (Longmans.)
3. *North of the Zambezi*. By L. F. G. Anthony. (Publications Bureau.)
4. *Common Birds of the Bush*. By J. M. Winterbottom. (Longmans.)
5. *Common Birds of the Waterways*. By J. M. Winterbottom. (Longmans.)
6. *More Common Birds of the Bush*. By J. M. Winterbottom. (Longmans.)
7. *Some Flowers of the Bush*. By Joan Hoyle. (Longmans.)
8. *English-Bemba Phrase Book*. (Macmillan.)
9. *English-Lozi Phrase Book*. (Macmillan.)
10. *English-Tonga Phrase Book*. (Macmillan.)
11. *Nyanja Note Book*. By Michael Russell. (Longmans.)
12. *Chibemba Note Book*. By Commander T. S. L. Fox-Pitt, R.N. (RETD.). (Longmans.)
13. *Dictionary of the Nyanja Language*. By D. C. Scott and Alexander Hetherwick. (Lutterworth.)
14. *Lessons in Bemba*. By William Lammond. (Publications Bureau.)
15. *A Short Luena Grammar*. By C. M. N. White. (Longmans.)
16. *A Practical Introduction to Tonga*. By C. R. Hopgood. (Longmans.)
17. *Simple Silozi*. By W. A. R. Gorman. (Longmans.)
18. *Bemba-English Dictionary*. A revised edition of the White Fathers' Dictionary. (Longmans.)
19. *Supplement to Lessons in Bemba* (Lammond). By G. W. Sims. (Publications Bureau.)
20. *A Bemba Grammar*. By J. van Sambeek. (Longmans.)
21. *A Luvale-English Phrase Book*. By C. M. N. White. (Heinemann.)
22. *Bemba Tenses and Structural Tones*. By J. C. Sharman. (Oxford University Press for the International African Institute.)
23. *A Short English-Nyanja Vocabulary*. By T. Price. (Publications Bureau.)
24. *A Lunda-English Vocabulary*. By C. M. N. White. (University of London Press.)
25. *Citonga Notebook*. By L. Nkazi. (Longmans.)
26. *Silozi Notebook*. By E. N. Kamitondo. (Longmans.)
27. *Kaonde Notebook*. By J. L. Wright and N. Kamukwamba. (Longmans.)
28. *Luvale Notebook*. By J. C. Chinjavata. (Longmans.)

APPENDICES

Population Statistics		Population Statistics		Population Statistics	
Year	Population	Year	Population	Year	Population
1900	1,000,000	1910	1,500,000	1920	2,000,000
1930	2,500,000	1940	3,500,000	1950	4,500,000
1960	5,500,000	1970	7,000,000	1980	8,500,000
1990	10,000,000	2000	12,000,000	2010	14,000,000
2020	16,000,000	2030	18,000,000	2040	20,000,000

APPENDIX I

POPULATION STATISTICS

Table I

DE FACTO POPULATION AT CENSUS DATES

<i>Date</i>	<i>Census Results</i>			<i>Estimates to Nearest 10,000</i>	
	<i>Europeans</i>	<i>Asiatic</i>	<i>Coloured Persons</i>	<i>Africans</i>	<i>Total All Races</i>
7th May, 1911 . . .	1,497	39	(a)	820,000	820,000
3rd May, 1921 . . .	3,634	56	145	960,000	960,000
5th May, 1931 . . .	13,846	176	425	1,280,000	1,290,000
15th October, 1946 . .	21,907	1,117	804	1,600,000	1,620,000
8th May, 1951 . . .	37,221	2,529	1,092	1,860,000	1,900,000
8th May, 1956 . . .	64,810	5,400	1,550	2,100,000	2,170,000

(a) Not enumerated.

APPENDIX I—continued

Table II

ANNUAL DE FACTO POPULATION ESTIMATES, 1911-1959

30th June	European	Asiatic and Coloured	African
1911	1,500	(a)	820,000
1912	1,700	(a)	830,000
1913	2,000	(a)	840,000
1914	2,300	(a)	860,000
1915	2,000	(a)	850,000
1916	2,100	(a)	860,000
1917	2,200	(a)	870,000
1918	2,400	(a)	890,000
1919	2,600	(a)	910,000
1920	3,000	(a)	930,000
1921	3,700	200	960,000
1922	3,700	200	960,000
1923	3,700	300	960,000
1924	4,000	300	1,020,000
1925	4,400	400	1,100,000
1926	5,100	400	1,130,000
1927	6,600	400	1,180,000
1928	7,400	500	1,220,000
1929	8,700	500	1,240,000
1930	11,000	600	1,260,000
1931	14,000	600	1,300,000
1932	11,000	700	1,330,000
1933	11,000	700	1,330,000
1934	12,000	800	1,330,000
1935	11,000	800	1,330,000
1936	10,000	900	1,360,000
1937	11,000	1,000	1,390,000
1938	13,000	1,100	1,410,000
1939	13,000	1,300	1,450,000
1940	14,000	1,400	1,470,000
1941	15,000	1,400	1,500,000
1942	15,000	1,300	1,530,000
1943	18,000	1,600	1,550,000
1944	19,000	1,700	1,590,000
1945	21,000	1,700	1,610,000
1946	22,000	1,900	1,630,000
1947	23,000	2,100	1,680,000
1948	25,000	2,400	1,730,000
1949	28,000	2,800	1,770,000
1950	33,000	3,200	1,820,000
1951	38,000	3,700	1,860,000
1952	42,000	4,300	1,910,000
1953	49,000	5,000	1,960,000
1954	53,000	5,800	2,010,000
1955	58,000	6,300	2,060,000
1956	66,000	7,100	2,110,000
1957	72,000	7,500	2,160,000
1958	72,000	8,100	2,220,000
1959	73,000	9,600	2,280,000

(a) Not available.

APPENDIX I—continued

Table III

EUROPEAN BIRTHS, DEATHS, MARRIAGES AND INFANT MORTALITY
1939-1959

Year	Births		Marriages	Total Deaths		Infant Deaths	
	No.	Rate per 1,000 Persons	No.	No.	Rate per 1,000 Persons	No.	Rate per 1,000 Live Births
1939 . .	378	29	167	108	8	7	19
1940 . .	520	37	187	108	8	15	29
1941 . .	490	33	157	137	9	13	27
1942 . .	559	37	174	131	9	17	30
1943 . .	501	28	182	136	8	17	34
1944 . .	586	31	169	162	9	25	43
1945 . .	602	29	194	153	7	21	35
1946 . .	650	30	211	155	7	25	39
1947 . .	740	32	292	171	7	33	45
1948 . .	840	34	315	158	6	27	32
1949 . .	850	30	265	160	6	21	25
1950 . .	1,036	31	334	187	6	27	26
1951 . .	1,200	32	382	238	6	38	32
1952 . .	1,318	31	385	225	5	33	25
1953 . .	1,450	30	383	270	6	41	28
1954 . .	1,686	32	462	262	5	55	33
1955 . .	1,814	31	511	256	4	44	24
1956 . .	2,076	31	579	315	5	47	22
1957 . .	2,208	30.67	626	298	4.14	42	19
1958 . .	2,244	31.17	591	294	4.1	48	21
1959 . .	2,261	31	584	312	4.3	52	23

APPENDIX II
Table I
INCOME TAX
1958-59

RATES OF TAX

Income Tax								
			Married Persons		Single Persons		Companies	
			s.	d.	s.	d.	s.	d.
First £500	.	.	0	9	1	3	6	3
Second £500	.	.	1	3	2	0		
Third £500	.	.	2	0	3	0		
Fourth £500	.	.	3	0	4	6		
Fifth £500	.	.	4	6	6	3		
Over £2,500	.	.	6	3	6	3		

<i>Supertax</i>						
			£	s.	d.	
First £1,000 at 3d.	.	.	12	10	0	
Second £1,000 at 6d.	.	.	25	0	0	
			<hr/>			
Third £1,000 at 9d.	.	.	£37	10	0	
			<hr/>			
Fourth £1,000 at 1s.	.	.	£75	0	0	
			<hr/>			
Fifth £1,000 at 1s. 6d.	.	.	£125	0	0	
			<hr/>			
Sixth £1,000 at 2s. 3d.	.	.	£200	0	0	
			<hr/>			
			£312	10	0	
			<hr/>			

Over £6,000 at 3s. 3d.

Unallocated Profits Tax
First £2,000 at 1s. 6d. per £
Excess over £2,000 at 3s. per £

REBATES

<i>Income Tax</i>						
			£	s.	d.	
<i>*Primary:</i>						
Companies	.	.	Nil			
Married persons	.	.	37	10	0	
Single persons	.	.	25	0	0	
<i>*Children:</i>						
Each child	.	.	22	10	0	
<i>*Dependants:</i>						
Maintained to the extent of—						
(i) Not less than £50	.	.	15	0	0	
(ii) More than £150	.	.	22	10	0	

APPENDIX II—continued

Table I—continued

Insurance:

Premium and Benefit Fund contributions	3s. per £1 or part thereof: maximum £45
--	--

Medical and Dental Expenses:

In excess of £50 paid during year	3s. per £1 or part thereof: maximum £22 10s. 0d.
-----------------------------------	--

Physically Disabled Persons:

Expenditure on purchase, hire, repair, modification or maintenance of appliances:

- | | |
|--|---|
| (i) By physically disabled person other than married woman or blind person | 3s. per £1 or part thereof:
maximum
£22 10s. 0d. |
| (ii) By physically disabled married woman who is not blind | 3s. per £1 or part thereof up to £22 10s. 0d. or the Income Tax payable on her income whichever is lesser |

**Blind Persons:*

- | | |
|--|---|
| (i) Persons other than a married woman | £200 |
| (ii) Married woman | Tax payable on her income or £200 whichever is lesser |

Supertax

	£	s.	d.
*Companies	37	10	0
*Married persons	125	0	0
*Single persons	37	10	0

* When period assessed is less than a year, reduce rebates proportionately.

Special Rebate

Allowable to individuals as well as companies	When net tax does not exceed 10s., allow rebate equal to net tax
---	--

APPENDIX II—continued

Table I—continued

CEILINGS

Income Tax

<i>Married Persons:</i>							<i>Not taxable at income of</i>
<i>No. of children</i>							
0	£ 800
1	1,100
2	1,325
3	1,533
4	1,683
5	1,833
6	1,983
7	2,088
<i>Single Persons:</i>							
Not taxable at £400 or less.							

Single Persons:

Not taxable at £400 or less.

Supertax

Companies:

Liable to supertax on supertaxable income in excess of £2,000.

Single Persons:

Liable to supertax on supertaxable income in excess of £2,000.

Married Persons:

Liable to supertax on supertaxable income in excess of £4,000.

Surcharge

Northern Rhodesia:

Leviable at 1/5th of basic tax on companies only.

Table II

TAX PAYABLE BY INDIVIDUALS

<i>Income of</i>	<i>Unmarried</i>			<i>Married no children</i>			<i>Married two children</i>		
	£	s.	d.	£	s.	d.	£	s.	d.
400									
500	6	5	0						
600	16	5	0						
700	26	5	0						
800	36	5	0						
900	46	5	0	6	5	0			
1,000	56	5	0	12	10	0			
1,100	71	5	0	22	10	0			
1,200	86	5	0	32	10	0			
1,300	101	5	0	42	10	0			
1,400	116	5	0	52	10	0	7	10	0
1,500	131	5	0	62	10	0	17	10	0
2,000	243	15	0	137	10	0	92	10	0
2,500	418	15	0	250	0	0	205	0	0
3,000	593	15	0	406	5	0	361	5	0

APPENDIX II—continued

Table III

ESTATE DUTY

<i>Where the principal value of the Estate exceeds</i>	<i>And does not exceed</i>	<i>Estate duty shall be payable at the rate of</i>
£	£	
2,000	5,000	1 per cent.
5,000	7,500	2 per cent.
7,500	10,000	3 per cent.
10,000	20,000	4 per cent.
20,000	40,000	5 per cent.
40,000	70,000	6 per cent.
70,000	100,000	7 per cent.
100,000	200,000	8 per cent.
200,000	300,000	9 per cent.
300,000		10 per cent.

Where an estate is inherited by a surviving spouse, half the above rates only are charged on the first £10,000.

APPENDIX III

Note.—The Federation of Rhodesia and Nyasaland was established on 23rd October, 1953, and in order to conform in future with the Federal Government's financial year (1st July to 30th June) arrangements were made in 1953 to extend the Northern Rhodesia Government's financial year, which was a calendar year, to 30th June, 1954. Accounts for 1953-54 were therefore made up for an eighteen-month period. The Territory retained its full revenue and met its full recurrent expenditure up to 31st December, 1953. For the six-month period up to 30th June, 1954, revenue which accrued to the Federal Government was collected on its behalf and paid over, except that the Federal Government took over direct responsibility for assessing and collecting income tax and customs and excise duties on 1st April, 1954. With effect from 1st January, 1954, the Federal Government assumed financial responsibility for departments and services which it was due to take over and refunded the full cost of administering them to the Northern Rhodesia Government. The figures for 1953-54 in Tables I and II hereunder cover the abnormal transitional period prior to full implementation of the Federal plan. They therefore need to be used with caution for purposes of comparison.

Table I

COMPARATIVE STATEMENT OF REVENUE FOR THE PAST SIX AND A HALF YEARS

Head of Revenue	1953	1-1-54 to		1954-55	1955-56	1956-57	1957-58	1958-59
		30-6-54	£					
1. Licences, Taxes and Fines	22,690,497	840,893	£	9,284,928*	10,340,273	12,956,571	13,199,590	10,110,430
2. Fees of Court, Payments for Special Services and Earnings of Government Departments	841,586	480,703	£	780,053	800,939	769,878	794,605	1,062,688
3. Land Sales and Rent from Government Property	88,082	39,706	£	115,557	122,546	102,360	110,902	104,567
4. Interest and Loan Repayments	2,000,607	774,309	£	1,134,739	1,385,576	1,609,517	1,910,404	2,210,037
5. Miscellaneous	93,758	38,470	£	191,566	45,357	16,717	18,938	59,904
6. Share of Revenue from Mineral Rights	2,069,356	779,353	£	1,831,766	3,199,737	2,492,103	1,839,369	1,857,306
7. Water and Electricity Supplies	2,587	1,382	£	4,705	31,599	7,886	9,486	8,763
8. Reimbursements from the Federal Government	—	5,881,412	£	1,191,945	1,268,197	1,343,954	1,234,559	1,238,391
Customs	2,981,399	685,365	£	—	—	—	—	—
Post Office	465,606	285,234	£	—	—	—	—	—
Lusaka Electricity and Water Undertakings	179	—	£	—	—	—	—	—
Total Recurrent Revenue	£31,233,657	£9,806,827	£	£14,535,259	£17,194,224	£19,298,986	£19,117,853	£16,652,086
121. Appropriations from General Revenue	5,600,000	—	£	4,540,000	3,904,000	2,000,000	2,379,000	—
122. Capital Repayments	—	—	£	—	391,902	410,011	850,181	801,363
123. Colonial Development and Welfare Grants	394,497	401,822	£	461,224	237,219	102,142	23,687	314,331
124. Reimbursements from Other Governments	308,957	1,640,042	£	7,624	Dr. 67,322	1,600	40,912	—
125. Loan Flotations	—	—	£	—	3,896,857	1,164,000	2,869,691	4,096,253
126. Colonial Development and Welfare Schemes:								
Local Earnings	81,110	199,681	£	235,403	5,177	1,079	34	59
Loan Appropriations	2,275,616	6,000	£	—	—	—	—	—
127. Appropriations from General Revenue Balance	—	—	£	—	1,622,090	447,213	2,084,277	2,500,000
128. Rhodesian Selection Trust Loan	—	—	£	—	—	—	2,128,634	—
129. Miscellaneous Receipts	—	—	£	—	—	13,734	1,302	12,650
130. International Co-operation Administration Grant	—	—	£	—	—	—	—	66,667
Total Recurrent and Capital Revenue	£39,893,837	£12,054,372	£	£19,779,510	£27,184,147	£23,438,765	£29,495,571	£24,443,409

* Federal Income Tax collected by Federal Government as from 1st April, 1954.

† Collected by the Federal Government as from 1st April, 1954.

‡ Collected by the Federal Government as from 1st July, 1954.

APPENDIX III—continued

Table II

COMPARATIVE STATEMENT OF EXPENDITURE FOR THE PAST SIX AND A HALF YEARS

Head of Expenditure		1953	1-1-54 to 30-6-54	1954-55	1955-56	1956-57	1957-58	1958-59
		£	£	£	£	£	£	£
10. The Governor		19,621	10,199	22,104	21,936	34,305	27,267	29,000
11. Judicial		52,274	31,928	70,668	99,378	109,864	130,967	153,567
12. Northern Rhodesia Commissioner in London						21,018	25,924	20,936
13. Executive and Legislative Councils						44,622	49,291	47,374
14. The Chief Secretary		41,861	18,309	35,932	45,345	4,614	4,326	4,797
15. Labour		2,376	1,274	2,550	5,270			
16. Northern Rhodesia Police		79,360(g)	42,970(g)	71,549	95,788	109,096	116,769	126,113
17. Secretariat		794,017	452,209	943,635	1,232,866	1,419,192	1,616,218	1,968,423
18. Other Services under the General Control of the Chief Secretary		144,321	71,711	152,334	219,033	234,584	258,233	368,991
19. Attorney-General		27,964	11,956	29,541	31,261	61,633	60,909	64,599
20. Legal		13,554	7,452	16,178	19,696	23,555	26,142	3,200
21. Administrator-General, Official Receiver and Custodian of Enemy Property								26,025(f)
25. The Financial Secretary		5,661	2,539	8,869	13,675	16,523	19,464	23,856
26. Accountant-General		2,183	1,067	2,300	2,953	2,921	3,433	3,200
27. Charges on Account of Public Debt		62,210	35,015	70,578	91,608	92,390	86,547	
28. Payments to Other Governments		1,018,409	449,561	87,907	133,299	289,544	376,605	592,289
29. Pensions and Gratuities					204,138	553,008	62,269	
30. Territorial Appropriations		273,817	147,225	324,724	388,582	633,653	757,980	618,898
31. Other Services under the General Control of the Financial Secretary		12,041,150	177,022	3,176,993	5,478,691	3,589,686	2,379,000	
35. The Secretary for Native Affairs		4,267	2,472	8,775	11,687	450,408	260,368	141,661
36. African Administration		2,154	1,150	3,277	2,955	5,365	3,213	5,057
37. Provincial Administration		140,926	127,383	191,221	234,926	283,379	312,728	309,944
38. Other Services under the General Control of the Secretary for Native Affairs		413,702	234,139	501,910	611,595	746,448	872,384	950,730
40. The Economic Secretary		16,564	10,629	35,072	49,717	205,206	246,103	268,834
41. Stores						2,950	3,200	3,200
42. Printing and Stationery		99,575	59,241	119,403	139,616	158,712	158,962	152,534
43. Other Services under the General Control of the Economic Secretary		109,079	77,659	122,887	148,172	159,199	177,186	166,328
45. The Member for Agriculture and Natural Resources								81,683
46. Agriculture		2,181	1,946	2,647	3,510	57,638	81,213	3,522
47. Co-operative Societies (including Building Societies) and African Marketing		330,431	202,838	430,787	336,628	358,569	389,491	360,186
48. Forestry		35,734	22,076	40,507	54,821	66,983	67,561	320,302
49. Game and Tsetse Control		175,332	99,840	194,834	263,000	274,416	312,623	300,616
		138,316	58,705	150,954	211,136	297,163	309,601	289,296

50. Veterinary Services	195,851	92,971	213,286	257,544	280,144	296,193	272,384
51. Water Development and Irrigation	449,391	197,490	358,899	360,907	615,460	497,627	264,530
52. Other Services under the General Control of the Member for Agriculture and Natural Resources	24,175	10,768	9,214	10,939	32,194	36,231	14,849
55. The Member for Education and Social Services	—	777	2,350	3,150	3,150	4,259	3,546
56. African Education	642,334	638,424	1,054,675	1,717,158	1,699,816	1,865,120	1,843,845
57. Information	62,494	47,002	87,400	106,000	111,043	114,288	82,110
58. Other Services under the General Control of the Member for Education and Social Services	—	—	24,044	36,439	75,403	66,866	56,914
60. The Member for Mines and Works	—	—	—	—	3,510	3,810	3,620
61. Mines	—	—	—	—	32,016	39,944	44,782
62. Geological Survey	19,772	10,602	17,498	24,586	32,016	39,944	44,782
63. Pneumoconiosis Medical and Research Bureau	—	—	23,878	37,637	40,400	39,075	42,939
64. Public Works Department	413,722	220,442	—	78,483(b)	85,485	98,010	91,979
65. Public Works Recurrent	872,863	490,986	634,637	1,148,727	2,589,115	1,955,500	1,967,045
69. Other Services under the General Control of the Member for Mines and Works	—	—	1,016,484	1,141,188	1,459,502	1,287,324	1,260,611
90. The Member for Lands and Local Government	—	—	—	—	20,395	28,438	31,662
91. Local Government	2,178	1,949	2,685	3,150	3,150	3,450	3,350
92. Government Grants to Local Authorities	11,667	6,932	15,450	24,457	31,965	40,084	48,727
93. Lands	198,634	203,284	334,153	414,396	448,311	494,814	662,790
94. Welfare and Probation Services	—	—	—	—	15,414(m)	66,370(m)	131,969
95. Surveys	110,864	64,103	140,671	174,840	228,693	266,825	405,648
96. Other Services under the General Control of the Member for Lands and Local Government	—	—	—	—	46,296(m)	177,282(m)	142,988
97. Surveys and Land	—	—	—	—	209,657	145,677	23,352
Audit	101,845	66,485	152,752	193,743	160,938(m)	—	—
Civil Aviation	27,292	15,603	—	—	—	—	—
Military	167,610	88,639	—	—	—	—	—
Prisons	903,136	351,271	—	—	—	—	—
Customs	135,304	86,915	—	—	—	—	—
Income Tax	59,373	30,341	—	—	—	—	—
Posts and Telegraphs	30,155	13,640	—	—	—	—	—
African Labour Corps	679,962	435,547	—	—	—	—	—
The Administrative Secretary	854	76	—	—	—	—	—
European Education	2,124	1,143	—	—	—	—	—
Minor Services under the Control of the Administrative Secretary	523,100	335,892	—	—	—	—	—
The Economic Secretary	46,070	26,668	—	—	—	—	—
Department of Trade, Transport and Industry	2,154	767	—	—	—	—	—
Minor Services under the Control of the Economic Secretary	47,158	18,659	—	—	—	—	—
Lusaka Electricity and Water Undertakings	72,699	36,456	—	—	—	—	—
Health	—	—	—	—	—	—	—
Loans and Investments	1,045,631	670,888	—	—	—	—	—
Public Works Extraordinary	700,134	176,392	302,453	—	—	—	—
Minor Services under the Control of the Member for Health, Lands and Local Government	1,591,499	805,705	1,142,315	—	—	—	—
Payments to the Federal Government	—	—	—	—	—	—	—
Miscellaneous Services	2,956,830	1,857,029	64,258	—	—	—	—
		1,280,266	34,643	—	—	—	—
			1,015,789	630,443	—	—	—
					(e)(k)		

APPENDIX III—continued

Table II—continued

COMPARATIVE STATEMENT OF EXPENDITURE FOR THE PAST SIX AND A HALF YEARS									
Head of Expenditure		1953	1-1-54 to 30-6-54	1954-55	1955-56	1956-57	1957-58	1958-59	
Subventions.		£	£	£	£	£	£	£	£
The Development Secretary		75,528	40,376	24,985	35,315	—	(e)(k)	—	—
Minor Services under the Control of the Development Secretary		2,154	1,150	2,300	2,955	—	(k)	—	—
The Member for Commerce and Industry		—	—	35,334	43,327	—	(e)(k)	—	—
Minor Services under the Control of the Member for Commerce and Industry		—	777	2,350	3,510	—	(k)	—	—
Total Expenditure		—	(e)	45,545	54,045	—	(e)(k)	—	—
Appropriations from General Revenue Balance		£28,221,596	£10,684,930	£13,576,184	£16,654,221	£18,502,005	£16,726,963	£14,804,802	
		—	—	3,290,000	1,622,090	447,213	2,084,277	2,500,000	
Expenditure from Capital Fund:									
Departmental		£28,221,596	£10,684,930	£16,866,184	£18,276,311	£18,949,218	£18,811,240	£17,304,802	
Loans and Investments		5,462,371	3,104,556	4,290,017	5,849,096	3,544,604	4,356,485	4,684,754	
		129,727	932,799	524,000	2,442,180	5,084,487	3,727,451	4,291,553	
Total—Capital Expenditure		£5,592,098	£4,037,355	£4,814,017	£8,291,276	£8,629,091	£8,083,936	£8,976,307	
Total Expenditure (including Territorial Appropriations)		£33,813,694	£14,722,285	£21,680,201	£26,567,587	£27,578,309	£26,895,176	£26,281,109	

(a) Now shown under Departmental Capital Head.

(b) Previously included under "Minor Services under the Control of the Member for Health, Lands and Local Government".

(c) Included under "Payments to Other Governments" (Head 29).

(d) Included under Labour and Mines.

(e) Included under Divisional Minor Services.

(f) Previously included under "Attorney-General".

(g) Includes "Mines" (see Head 61).

(h) Silicosis Medical Bureau (see Head 63).

(i) Taken over by Federal Government.

(k) Head discontinued.

(l) Included under Capital Fund—Loans and Investments.

(m) Departments split with effect from 1st April, 1957.

APPENDIX IV

DIRECTION OF TRADE: MERCHANDISE

IMPORTS AND EXPORTS

Commerce and Trade are the responsibility of the Federal Government and the Federal Ministry of Commerce and Industry, and separate trade figures for Northern Rhodesia are not available.

APPENDIX V RATES AND VALUATIONS

Showing for each Local Authority the Total Valuation as at 31st December, 1959, the Rate Poundages payable in 1959 and approved for 1960, and the Rates Payable on a Specimen Residential Property.

Local Authority	Gross rateable value of improvements as at 31st December, 1959	Gross rateable value of land as at 31st December, 1959	Totals	1959		1960		Value of 0.6 acres	Rates payable				
				Rate in the improvements		Rate in the £ on land			Improvements		Land		Total
				d.	s.	d.	s.		£	s.	£	s.	
Abercorn	£ 341,980	£ 49,910	£ 391,890	2	0 5	2	0 5	£ 60	£ 2 11 5	£ 2 1	£ 5. d.		
Bancroft	913,375	284,280	1,197,655	1½	0 6	1½	0 6	650	23 2 6	16 5 0	\$2 13 6		
Broken Hill	5,162,970	901,810	6,064,780	2	0 7	2	0 7	360	30 16 8	10 10 0	39 7 6		
Chingola	3,056,175	840,745	3,896,920	1	0 4½	1	0 4½	550	15 8 4	10 6 3	41 6 8		
Choma	840,845	177,630	1,018,475	2	0 8	2	0 8	200	30 16 8	6 13 4	25 14 7		
Fort Jameson	1,042,520	56,830	1,099,350	2½	0 6	2½	0 6	80	38 10 10	2 0 0	37 10 0		
Garneton	437,630	114,345	551,975	1	0 4	1	0 4	£500	11 11 3	8 6 8	40 10 10		
Kabulunga	1,696,540	297,600	1,994,140	2	0 2½	2	0 2½	*1,000	11 11 3	10 8 4	19 17 11		
Kafue	418,850	58,175	477,025	2	0 8	2	0 8	120	30 16 8	7 0 0	37 16 8		
Kalomo	166,080	35,560	191,640	2½	0 6	2½	0 6	660	38 10 10	3 0 0	41 10 10		
Kalulushi	1,412,940	539,020	1,951,960	1	0 4	1	0 4	70	15 8 4	11 0 0	26 8 4		
Kasama	629,705	52,355	682,060	2	0 6	2	0 6	720	30 16 8	1 15 0	32 11 8		
Kitwe	13,860,385	2,943,250	16,803,635	2	0 5½	2	0 5½	360	30 16 8	16 10 0	47 6 8		
Livingstone	6,259,425	977,880	7,237,305	2	0 8	2	0 8	420	30 16 8	12 0 0	42 16 8		
Luanshya	3,098,595	674,274	3,772,869	2	0 11	2	0 11	800	26 19 7	19 5 0	50 1 8		
Lusaka	19,134,365	7,529,405	26,663,770	1½	0 6	1½	0 6½	160	30 16 8	20 0 0	46 19 7		
Mazabuka	843,410	123,925	967,335	2	0 6	2	0 6	130	30 16 8	4 0 0	34 16 8		
Monze	428,345	43,725	472,070	2	0 6	2	0 6	700	26 19 7	3 5 0	34 1 8		
Mufulira	4,014,695	913,435	4,928,130	1½	0 7	1½	0 7	570	26 19 7	20 8 4	47 7 11		
Ndola	18,659,015	4,645,295	23,304,310	1½	0 9	1½	0 8	65	26 19 7	21 7 6	48 7 1		
Pemba	77,395	16,005	93,400	—	—	—	—	*400	7 14 2	11 13 4	19 7 6		
Roma	261,145	111,330	372,475	½	0 7	½	0 7						

§ For one monthly only.

† Normally 1d. improvements, 3d. land.

* 2 acres.
‡ 5 acres.

APPENDIX VI
CASES REPORTED TO AND DEALT WITH BY THE POLICE DURING 1959

OFFENCES	Pending	Total reported	Pending investigation	Referred to Native Courts	Not taken to Court				Taken to Court							
					Total	Civil, no case in law or found false	Evidence insufficient, trivial or undetected, etc.	Accused dead or insane	Total	Pending trial at end of previous year	Convicted	Dismissed	Nolle prosequi	Awaiting trial		
<i>Against lawful authority:</i>																
Against public order	14	957	11	201	162	29	133	—	597	7	560	28	4	12		
Perjury	—	16	3	—	2	1	1	—	11	—	11	—	—	—		
Escape and rescue	22	164	11	6	49	9	40	—	120	2	118	2	—	2		
<i>Against public morality:</i>																
Rape and indecent assault	4	149	4	29	56	20	36	—	64	6	49	18	1	2		
Unnatural offences	—	1	—	—	—	—	—	—	1	—	—	1	—	—		
Other	17	2,693	22	1,052	166	28	138	—	1,470	3	1,443	21	—	9		
<i>Against the person:</i>																
Murder and manslaughter	20	156	26	—	49	20	25	4	101	10	63	18	9	21		
Attempted murder and suicide	1	9	2	—	3	1	2	—	5	—	2	—	—	3		
Grievous bodily harm, wounding, etc.	16	467	14	172	135	6	128	1	162	5	144	12	2	9		
Assaults	43	1,618	25	697	582	56	526	—	357	9	302	45	—	19		
Other	4	262	4	56	85	21	63	1	121	1	96	20	4	2		
<i>Against property:</i>																
Thefts and other stealings	338	9,110	282	867	5,192	578	4,614	—	3,107	51	2,906	191	1	60		
Robbery and extortion	7	182	9	33	132	22	110	—	15	—	11	3	—	1		
Burglary, house and storebreakings	330	6,412	232	387	4,472	160	4,311	1	1,651	24	1,534	96	—	45		
False pretences, cheating, fraud, etc.	22	245	13	24	72	16	56	—	158	3	144	15	—	2		
Receiving stolen property	7	224	7	11	45	24	21	—	168	7	142	28	—	5		
Arson	4	342	11	12	233	30	203	—	90	1	73	18	—	—		
Cycle theft	267	5,643	208	87	5,243	2,076	3,167	—	372	6	349	20	—	9		
Other	48	1,014	46	69	526	110	408	8	421	5	377	28	—	21		
<i>Forgery, coining and impersonation:</i>																
Forgery and coining	22	552	26	2	111	19	92	—	435	—	414	14	—	7		
Other	3	53	1	1	5	1	4	—	49	1	14	36	—	—		
<i>Against local laws:</i>																
Against Traffic Ordinance	980	36,090	1,135	677	6,231	453	5,778	—	29,027	286	28,639	207	—	467		
Against Townships Ordinance	130	16,895	49	9,723	648	112	536	—	6,605	5	6,566	31	—	13		
Against Liquor Ordinance	21	779	6	167	50	8	42	—	577	2	574	3	—	2		
Other	127	13,831	333	5,660	1,130	213	917	—	6,835	44	6,701	125	—	53		
Totals	2,447	97,864	2,480	19,933	25,379	4,013	21,351	15	52,519	478	51,232	980	21	764		

APPENDIX VII

PERSONS DEALT WITH BY THE COURTS DURING 1959

OFFENCES	Total arrested or summoned to Court	Acquitted	Nolle prosequi	Awaiting trial at 31-12-59	Total	Convicted										Probation, discharge, release on bond or sent to Reformatory	Unfit to plead guilty but insane, reported to H.E.
						Deaths		Imprisonment			Caning		Fine				
						M	F	M	F	y	M	F	y	M	F		
<i>Against lawful authority:</i>																	
Against public order	1,078	84	81	15	898	—	—	275	3	1	—	550	3	1	54	—	—
Perjury	33	4	7	—	22	—	—	13	—	—	—	8	—	—	—	—	—
Escape and rescue	133	5	2	1	125	—	—	109	—	—	—	1	—	—	4	—	—
<i>Against public morality:</i>																	
Rape	29	9	2	1	17	—	—	13	—	—	—	—	—	1	1	—	—
Indecent assault	41	5	1	—	35	—	—	24	—	—	—	2	—	—	5	—	—
Unnatural offences	13	1	—	—	12	—	—	7	—	—	—	4	—	—	3	—	—
Other	55	9	6	1	39	—	—	24	1	—	—	1	—	—	5	—	—
<i>Against the person:</i>																	
Murder and manslaughter	126	21	26	—	79	12	—	55	—	—	—	—	—	—	9	—	6
Attempted murder and suicide	35	2	—	3	30	—	—	5	1	—	—	—	—	—	24	—	—
Grievous harm, wounding, etc.	261	23	52	18	168	—	—	121	1	—	—	1	3	—	6	—	—
Assaults	482	78	36	16	352	—	—	178	1	—	—	1	13	2	32	—	—
Affray	369	4	—	—	365	—	—	17	—	—	—	—	34	3	—	—	—
Common nuisance	63	1	—	—	62	—	—	3	—	—	—	—	58	1	—	—	—
Other	166	22	30	5	109	—	—	43	—	—	—	2	1	—	10	—	—
<i>Against property:</i>																	
Theft	1,941	161	66	38	1,676	—	—	1,256	1	1	—	155	16	1	94	—	—
Theft by a servant	1,320	91	25	29	1,175	—	—	793	3	1	—	227	3	—	88	—	—
Theft from a person	107	12	2	4	89	—	—	74	1	—	—	2	—	—	6	—	—
Theft, other	332	31	7	11	283	—	—	237	—	—	—	19	—	—	15	—	—
Burglary and theft	436	34	29	17	356	—	—	308	—	1	—	2	—	—	24	—	—
Housebreaking and theft	646	34	32	31	549	—	—	426	—	1	—	3	—	—	55	—	—
Storebreaking and theft	291	16	8	6	261	—	—	181	—	2	—	2	—	—	29	—	—
False pretences, cheating, fraud, etc.	225	18	10	5	192	—	—	135	1	9	—	31	7	—	13	—	—
Receiving stolen property	238	32	34	6	166	—	—	105	—	—	—	27	—	2	30	—	—
Arson	160	28	14	4	114	—	—	93	—	—	—	1	—	—	13	—	—
Praedial larceny	8	1	—	1	6	—	—	6	—	—	—	4	—	—	—	—	—

[illegible]

M = Male adults.

F—Female adults.

7 = Juveniles, i.e. persons under the age of 19 years.

APPENDIX VIII

FEDERAL GOVERNMENT RESPONSIBILITIES

Ministry of External Affairs	External affairs, trade agreements and treaties, official visits, protocol.
Ministry of Defence . . .	Defence.
Ministry of Home Affairs . .	Registration of births and deaths, registration of printed publications, Archives, Federal Information, film production, broadcasting and television, tourist development, aliens, immigration, deportation, movement of persons, professional qualifications, censorship.
Ministry of Power	Electricity, Kariba and Kafue hydro-electric projects, nuclear energy.
Ministry of Economic Affairs	Economic policy and co-ordination. Economic surveys and studies (including the study of agricultural economics and marketing in collaboration with the Ministry of Education), general development planning, census and statistics, Kariba Lake development, topographical and trigonometrical surveys.
Ministry of Transport . . .	Civil aviation and aerodromes, railways and ancillary services, roads, meteorology.
Ministry of Education . . .	Primary and secondary education other than Africans, higher education (including higher education for Africans).
Ministry of Health	Health.
Ministry of Agriculture . . .	Non-African agriculture (plants and pests).
Ministry of Law	Federal Supreme Court, income tax special court, extradition and fugitive orders, companies, copyright, patents, trade marks and designs, prisons and reformatories.
Ministry of Finance	Financial and fiscal policies, banks and banking, coinage and currency, customs and excise, exchange control, hire purchase, income tax, insurance, loans and investments, Post Office Savings Bank, savings certificates, land banks, audit.
Ministry of Commerce and Industry	Control and movement of goods, investigation into the development of secondary industries, promotion of exports, import and export control, price control, merchandise marks, weights and measures.
Ministry of Posts	Posts and telegraphs.

APPENDIX IX

Part I

STATISTICAL RETURN OF THE HIGH COURT OF
NORTHERN RHODESIA

CRIMINAL

Total number of trials	114
Number who were unfit to plead and referred to H.E. the Governor	4
Number remitted back to magistrates	3
Number of sentences imposed after committal for sentence by Sub-ordinate Courts	44
Number of cases reviewed by the High Court	404

NOTE.—The figures for acquittals, cases where a *nolle prosequi* was entered by the Crown, convictions and sentences, are consolidated in the figures contained in Appendix VII.

CRIMINAL APPEALS

Total number of appeals	260
Number of appeals which were wholly successful	60
Number of appeals in which the sentence was reduced or altered	46
Number of appeals which were sent back to magistrates for retrial	6
Number of appeals withdrawn or abandoned	23
Number of appeals dismissed	119

CIVIL

Total number of causes entered	1,641
Number of civil causes disposed of (other than divorces and civil appeals)	678
Number of matrimonial causes entered	112
Number of matrimonial causes disposed of	53

CIVIL APPEALS

Total number entered	10
Number which were successful	2

BANKRUPTCY

Total number of petitions	140
Number of receiving orders made	136

PROBATE

Total number of applications received	207
Number of grants issued	175
Number of grants re-sealed	33

Part II

STATISTICAL RETURN OF SENIOR RESIDENT
MAGISTRATES' AND RESIDENT MAGISTRATES'
COURTS

CRIMINAL

(The figures in respect of criminal cases and sentences are consolidated in the figures contained in Appendix VII.)

CIVIL

Total number of causes entered	9,548
Number of causes disposed of	8,705
Number of maintenance orders made	35
Number of adoption orders made	9
Number of judgment summonses heard	1,423
Number of composition orders made	15
Number of inquests held	398

ANNEX 12

1901

STATISTICAL BUREAU OF THE HIGH COURT OF
MONTENEGRO

CRIMINAL

1901

The following table shows the number of criminal cases which were brought before the High Court of Montenegro in the year 1901. The cases are classified according to the nature of the offence, and the number of persons concerned in each case.

CLASSIFICATION OF CASES

The cases are classified according to the nature of the offence, and the number of persons concerned in each case. The following table shows the number of cases in each class, and the number of persons concerned in each case.

CRIMINAL

The following table shows the number of criminal cases which were brought before the High Court of Montenegro in the year 1901. The cases are classified according to the nature of the offence, and the number of persons concerned in each case.

The following table shows the number of criminal cases which were brought before the High Court of Montenegro in the year 1901. The cases are classified according to the nature of the offence, and the number of persons concerned in each case.

The following table shows the number of criminal cases which were brought before the High Court of Montenegro in the year 1901. The cases are classified according to the nature of the offence, and the number of persons concerned in each case.

The following table shows the number of criminal cases which were brought before the High Court of Montenegro in the year 1901. The cases are classified according to the nature of the offence, and the number of persons concerned in each case.


The following table shows the number of criminal cases which were brought before the High Court of Montenegro in the year 1901. The cases are classified according to the nature of the offence, and the number of persons concerned in each case.

The following table shows the number of criminal cases which were brought before the High Court of Montenegro in the year 1901. The cases are classified according to the nature of the offence, and the number of persons concerned in each case.

The following table shows the number of criminal cases which were brought before the High Court of Montenegro in the year 1901. The cases are classified according to the nature of the offence, and the number of persons concerned in each case.

The following table shows the number of criminal cases which were brought before the High Court of Montenegro in the year 1901. The cases are classified according to the nature of the offence, and the number of persons concerned in each case.





Other Publications in the Series

ANNUAL REPORTS


BASUTOLAND	GIBRALTAR	NYASALAND
BECHUANALAND	HONG KONG	SARAWAK
PROTECTORATE	JAMAICA	SIERRA LEONE
BR. GUIANA	KENYA	SINGAPORE
BR. HONDURAS	MAURITIUS	SWAZILAND
BRUNEI	NIGERIA	TRINIDAD
CYPRUS	N. BORNEO	UGANDA
FIJI	N. RHODESIA	

BIENNIAL REPORTS

ADEN	FALKLAND IS.	ST. HELENA
ANTIGUA	GAMBIA	ST. LUCIA
BAHAMAS	GILBERT AND	ST. VINCENT
BARBADOS	ELLICE IS.	SEYCHELLES
BERMUDA	GRENADA	SOMALILAND
BR. SOLOMON IS.	MONTSERRAT	TONGA
BR. VIRGIN IS.	NEW HEBRIDES	TURKS AND
CAYMAN IS.	ST. KITTS-NEVIS	CAICOS IS.
DOMINICA	-ANGUILLA	ZANZIBAR

A standing order for selected Reports or for the complete series will be accepted by any one of the Bookshops of H.M. Stationery Office at the addresses overleaf. A deposit of £9 (nine pounds) should accompany standing orders for the complete series.

Orders may also be placed through any bookseller



© *Crown copyright* 1960
Published for the Colonial Office by
HER MAJESTY'S STATIONERY OFFICE

To be purchased from
York House, Kingsway, London w.c.2
423 Oxford Street, London w.1
13A Castle Street, Edinburgh 2
109 St. Mary Street, Cardiff
39 King Street, Manchester 2
50 Fairfax Street, Bristol 1
2 Edmund Street, Birmingham 3
80 Chichester Street, Belfast 1
or through any bookseller