

Report by His Majesty's Government in the United Kingdom of Great Britain and Northern Ireland to the Council of the League of Nations on the administration of the British Cameroons / issued by the Colonial Office.

Contributors

Great Britain. Colonial Office.

Publication/Creation

London : H.M.S.O., [1937]

Persistent URL

<https://wellcomecollection.org/works/bwf2qh4b>

License and attribution

This work has been identified as being free of known restrictions under copyright law, including all related and neighbouring rights and is being made available under the Creative Commons, Public Domain Mark.

You can copy, modify, distribute and perform the work, even for commercial purposes, without asking permission.



Wellcome Collection
183 Euston Road
London NW1 2BE UK
T +44 (0)20 7611 8722
E library@wellcomecollection.org
<https://wellcomecollection.org>


REPORT

by His Majesty's Government in the United Kingdom
of Great Britain and Northern Ireland to the
Council of the League of Nations on
the Administration of the

CAMEROONS UNDER BRITISH MANDATE

for the year 1937

*(For Reports for 1935 and 1936 see Non-Parliamentary
Publications Colonial No. 118, 1936, and Colonial
No. 131, 1937, Price 3s. od. each)*



LONDON

PRINTED AND PUBLISHED BY HIS MAJESTY'S STATIONERY OFFICE

To be purchased directly from H.M. STATIONERY OFFICE at the following addresses:
York House, Kingsway, London, W.C.2; 120 George Street, Edinburgh 2;
26 York Street, Manchester 1; 1 St. Andrew's Crescent, Cardiff;
80 Chichester Street, Belfast;
or through any bookseller

1938

Price 2s. 6d. net

Colonial No. 153

ZB. 408

Reports, etc., of Imperial and Colonial Interest

THE SYSTEM OF APPOINTMENT IN THE COLONIAL OFFICE AND THE COLONIAL SERVICES

Report of a Committee on [Cmd. 3554 (1930)] 1s. (1s. 1d.)

LEAVE AND PASSAGE CONDITIONS FOR THE COLONIAL SERVICE

Report of Committee on [Cmd. 4730 (1934)] 9d. (10d.)

ECONOMIC SURVEY OF THE COLONIAL EMPIRE

A comprehensive Survey, including Memoranda on the Economic Situation of the individual Dependencies and on the Products of the Colonial Empire

Survey for 1935 [Colonial No. 126] £1 5s. (£1 5s. 8d.)

EMPIRE SURVEY

Report of the Proceedings of the Conference of Empire Survey Officers, 1935

The Conference was mainly occupied with questions related to trigonometrical and topographical surveying. It also discussed the various aspects of air survey work with particular reference to aerial photography and the production of charts and maps [Colonial No. III] £1 (£1 os. 6d.)

VOCATIONAL AGRICULTURAL EDUCATION IN THE COLONIAL EMPIRE

A Survey [Colonial No. 124] 6d. (7d.)

COLONIAL DEVELOPMENT

Report of the Colonial Development Advisory Committee for the period 1st April, 1936, to 31st March, 1937 [Cmd. 5537] 6d. (7d.)

PALESTINE

REPORT of Royal Commission [Cmd. 5479] 6s. 6d. (6s. 8d.)

Minutes of Evidence (with Index) [Colonial No. 134] £1 15s. (£1 15s. 6d.)

Memoranda prepared by the Government of Palestine [Colonial No. 133] 9s. (9s. 6d.)

Summary of Report (with Extracts and Map) (Colonial No. 135) 9d. (10d.)

STATEMENT OF POLICY by His Majesty's Government in the United Kingdom [Cmd. 5513] 1d. (1½d.)

EDUCATION OF AFRICAN COMMUNITIES

Memorandum by the Advisory Committee on Education in the Colonies [Colonial No. 103] 6d. (7d.)

HIGHER EDUCATION IN EAST AFRICA

Report of the Commission appointed by the Secretary of State for the Colonies [Colonial No. 142] 2s. 6d. (2s. 8d.)

BROADCASTING SERVICES IN THE COLONIES

Interim Report of a Committee [Colonial No. 139] 6d. (7d.)

All prices are net. Those in brackets include postage

Obtainable from

HIS MAJESTY'S STATIONERY OFFICE

LONDON, W.C.2 : York House, Kingsway

EDINBURGH 2 : 120, George Street

MANCHESTER 1 : 26, York Street


CARDIFF : 1, St. Andrew's Crescent

BELFAST : 80, Chichester Street

or through any bookseller

REPORT
by His Majesty's Government in the United Kingdom
of Great Britain and Northern Ireland to the
Council of the League of Nations on
the Administration of the
CAMEROONS
UNDER BRITISH MANDATE
for the year 1937

*(For Reports for 1935 and 1936 see Non-Parliamentary
Publications Colonial No. 118, 1936, and Colonial
No. 131, 1937, Price 3s. od. each)*



LONDON

PRINTED AND PUBLISHED BY HIS MAJESTY'S STATIONERY OFFICE

To be purchased directly from H.M. STATIONERY OFFICE at the following addresses:
York House, Kingsway, London, W.C.2; 120 George Street, Edinburgh 2;
26 York Street, Manchester 1; 1 St. Andrew's Crescent, Cardiff;
80 Chichester Street, Belfast;
or through any bookseller

1938

Price 2s. 6d. net

Colonial No. 153

TABLE OF CONTENTS

| | <i>Page.</i> |
|--|--------------|
| FOREWORD | 3 |
| INTRODUCTION | 4 |
| I.—STATUS OF THE TERRITORY | 5 |
| II.—STATUS OF THE NATIVE INHABITANTS OF THE TERRITORY | 5 |
| III.—INTERNATIONAL RELATIONS | 5 |
| IV.—GENERAL ADMINISTRATION | 6 |
| V.—PUBLIC FINANCES | 20 |
| VI.—DIRECT TAXES | 21 |
| VII.—INDIRECT TAXATION | 24 |
| VIII.—TRADE STATISTICS | 25 |
| IX.—JUDICIAL | 32 |
| X.—POLICE AND PRISONS | 46 |
| XI.—DEFENCE OF THE TERRITORY | 50 |
| XII.—ARMS AND AMMUNITION | 50 |
| XIII.—SOCIAL, MORAL AND MATERIAL CONDITION OF THE NATIVES | 51 |
| XIV.—LABOUR | 56 |
| XV.—LIBERTY OF CONSCIENCE AND WORSHIP | 65 |
| XVI.—EDUCATION | 67 |
| XVII.—ALCOHOL, SPIRITS AND DRUGS | 88 |
| XVIII.—PUBLIC HEALTH | 91 |
| XIX.—LAND TENURE | 98 |
| XX.—FORESTRY, AGRICULTURE AND VETERINARY | 99 |
| XXI.—MINES | 104 |
| XXII.—POPULATION STATISTICS | 105 |
| XXIII.—PUBLIC WORKS | 106 |
| XXIV.—MARINE | 110 |

APPENDICES.

| | |
|---|-----|
| I.—Government Finances | 113 |
| II.—Revenue and Expenditure of Native Treasuries | 119 |
| III.—Labour on Plantations : Inspection Reports | 128 |
| IV.—General Statistics | 131 |
| V.—European and African Staff | 132 |
| VI.—Conventions, Treaties, etc. | 133 |
| VII.—Tribal origin of labourers | 137 |

MAP.

FOREWORD.

In compiling this Report every effort has been made to give such additional information as was requested by the Permanent Mandates Commission during the examination of the 1936 Report at its 31st Session. In order to facilitate reference an index is given below showing the paragraphs in which this information is to be found.

| <i>Page of Minutes of 31st Session.</i> | <i>Subject.</i> | <i>Paragraph of Report.</i> |
|---|--|-------------------------------------|
| 60 | International Conventions | 11 and Appendix VI |
| 191 | Delimitation of frontier | 12 |
| 63 | Administration of Kentu area | 42-43 |
| 190 | "Transfer" of villages from Gashaka to Kentu... | 44 |
| 63 | Succession to chieftaincies | 52 |
| 190 | Economic equality | 90 |
| 69 | Native court judgments in Northern areas modified on "review" | 132 |
| 74 | Museum | 160 |
| 72 | Definition of a "permanent" labour | 172 |
| 191 | Credit notes on company's stores | 174-178 |
| 73 | Basel Mission, curtailment of work | 190 |
| 191 | Expenditure on education | 206 |
| 75 | Ratio between infants' and elementary classes ... | 242 |
| 75 | Revenue and expenditure of Mission schools ... | 243 |
| 76 | Statistics of Dikwa school | 255 |
| 191 | Increased import of alcohol... .. | 270 |
| 78 | Wayside clinics | 281 |
| 77 | Statistics of European medical staff | 282 |
| 77 | Malaria prophylaxis | 290 |
| 191 | Expenditure on public health | 300 |
| 71 | Applications for rights of occupancy | 305 |
| 70 | Powers of compulsory expropriation for the enlargement of native reserves. | 306 |
| 78 | Nationality of Europeans in Cameroons | 334 |
| 191 | Road development | 346 |
| 65 | Assistance from Colonial Development Fund for road construction. | 346 |

Report on the Administration of the Cameroons under British Mandate for the Year 1937

INTRODUCTION.

Geographical.

The Cameroons under British Mandate lies between 4° and $12^{\circ} 30' N.$ and $8^{\circ} 30'$ and $14^{\circ} 50' E.$, forming a strip of territory along the eastern frontier of Nigeria from Lake Chad to the sea and broken near Yola by a gap of about 40 miles. The section south of the gap, extending some 420 miles inland from the coast, is far the larger of the two, as may be seen from the map at the end of this report, which shows also the situation of the territory in relation to Nigeria and to the neighbouring areas under French administration.

Nature of the country, area and population.

2. The physical features were described in the 1936 Report.* The total area is 34,081 square miles, with an African population estimated at 830,695, which gives a density of 24.37 to the square mile. There are 408 Europeans resident in the territory, of whom the great majority live in the Cameroons Province.†

Administration.

3. For administrative purposes the territory is divided into four parts. By far the largest (16,581 square miles) is the Cameroons Province, which is administered as one of the Southern Provinces of Nigeria with a Resident in charge and is sub-divided into four Divisions each under a District Officer with a varying number of assistants. Immediately to the north of the Cameroons Province lies the small and thinly populated Kentu district, which is administered as part of the Benue Province. The remainder of the territory south of the gap mentioned in the first paragraph, together with a narrow strip beyond it, are administered with the Adamawa Province and are referred to as the Adamawa Districts. Further north again, between Adamawa and Lake Chad, lies the Dikwa Division, administered as part of the Bornu Province.

Legislation.

4. All the Nigerian Ordinances enacted in 1937 apply, or may be applied, to the whole of the Cameroons under British Mandate with the exception of Ordinance No. 4 (Colony Taxation

* Colonial No. 131, pages 4-5.

† Detailed figures are given in Chapter XXII of this report.

Ordinance), Ordinance No. 17 (Lagos Race Course Management (Amendment) Ordinance) and Ordinance No. 20 (Additional Customs Duties (Amendment) Ordinance) from which the Mandated Territory is specifically excluded. Ordinances No. 1 (Sleeping Sickness Ordinance) and No. 2 (Tin (Production and Export Restriction) Ordinance) apply only to that part of the territory which is administered with the Northern Provinces.

5. From four Regulations, Nos. 4, 20, 34 and 40 of 1937, made under the Importation of Textiles (Quotas) Ordinance, 1934, the Cameroons under British Mandate is specifically excluded.

6. Order in Council No. 4 of 1937 applied the Goldsmiths Ordinance, 1935, to those portions of the Cameroons which are administered with the Northern Provinces as at 1st April, 1937, and Order in Council No. 5 of 1937 applied the Gold Trading Ordinance, 1935, to the whole of the Cameroons under British Mandate.

7. Order in Council No. 19 of 1937 revoked Order in Council No. 29 of 1927, by which the Native Liquor (Sale) Ordinance was applied to the Victoria and Kumba Divisions of the Cameroons Province.

8. Gazette Notice No. 984 published in the Nigeria Gazette of 5th August, 1937, declared sleeping sickness to be a dangerous infectious disease within the meaning of the Quarantine Ordinance, 1926, and Gazette Notice No. 982 in the same Gazette declared Victoria and Kumba Divisions to be infected local areas within the meaning of the same Ordinance.

I.—STATUS OF THE TERRITORY.

9. The status of the Cameroons under British Mandate has remained unaltered during the year under report.

II.—STATUS OF THE NATIVE INHABITANTS OF THE TERRITORY.

10. There has been no change in the status of the inhabitants during 1937. They are properly described as British protected persons, natives of the Cameroons under British Mandate.

III.—INTERNATIONAL RELATIONS.

(i) International Conventions.

11. In compliance with the suggestion made by Count de Penha Garcia at the thirty-first Session* a complete list of international conventions and bi-lateral agreements applied to the Cameroons under British Mandate is given in Appendix VI.

* Minutes of 31st Session, page 60.

(ii) International Frontiers.

12. The work of delimiting the frontier between the Cameroons under French and British Mandate began in December. The personnel of the British section of the Commission comprises the Resident of the Cameroons Province, one Administrative Officer and two officers of the Land and Survey Department, the French section consisting of an Administrateur-en-chef, two military survey officers, one officer of the Public Works Department and a Secretary. The first formal meeting of the Commission was held at Tiko on 7th December and complete agreement was reached on all points.

13. The whole of the creek area from the sea to the mouth of the Mungo river was explored by launch and the positions of the pillars fixed. By the end of the year a considerable part of the mapping of this area had been completed. It is unlikely that the demarcation of the whole frontier can be completed in less than five years, since operations must, for climatic reasons, be confined to the dry season.

14. The relations between the administrations of the French and British spheres have been as cordial as ever, and the French authorities have, as hitherto, afforded assistance to the many British officials who pass through French territory on their way to Bamenda.

IV.—GENERAL ADMINISTRATION.**(i) Cameroons Province.**

15. The Cameroons Province is a self-contained unit in the charge of a Resident, stationed at Buea. It is divided into four administrative Divisions of which the areas and populations are as follows:—

| <i>Division.</i> | <i>Area in square miles.</i> | <i>Adult males.</i> | <i>Adult females.</i> | <i>Children.</i> | <i>Total population.</i> | <i>Density per square mile.</i> |
|------------------|------------------------------|---------------------|-----------------------|------------------|--------------------------|---------------------------------|
| Victoria ... | 1,166 | 23,199 | 10,651 | 8,666 | 42,516 | 36·4 |
| Kumba ... | 4,162 | 21,466 | 23,687 | 25,251 | 70,404 | 16·9 |
| Mamfe ... | 4,321 | 21,323 | 24,080 | 22,736 | 68,139 | 15·8 |
| Bamenda ... | 6,932 | 63,300 | 74,875 | 88,455 | 226,630 | 32·7 |
| Totals ... | 16,581 | 129,288 | 133,293 | 145,108 | 407,689 | 24·6 |

16. The population of the Victoria Division has again increased, owing chiefly to greater employment on the plantations. Mamfe and Bamenda show a reduced population: this is partly due to migration to the plantations or elsewhere in search of wage-earning employment, and partly to more accurate

counting. In Kumba there has been no recount and last year's figures are reproduced. In all cases the figures for women and children are estimated only.

17. Each Division is in the charge of a District Officer directly responsible to the Resident and assisted by one, two or three Assistant District Officers as circumstances permit. The average number of Administrative Officers in the Province during the year was 11.4, as against 12.27 in 1936, 12.58 in 1935 and 13.07 in 1934. On the other hand the number of departmental officers has increased from 16 in 1934 to 26 in 1937.

18. Particulars of the African staff of the Government and Native Administrations are given in Appendix V.

19. Previous reports have mentioned the "Intelligence" investigations which are designed to collect information about the history, customs and institutions of the clans, and specimen reports have been supplied to the Commission. From the data provided schemes are devised for the better administration of the territory and are based wherever possible on the employment of native institutions suitably adapted and developed. Except in a few districts where the native authority is a single chief acting with an advisory council, the democratic councils constitute the native authority and are sometimes very elastic in their constitution. For instance a District Officer touring his Division recently was met at a village by an assembly of some 30 individuals of varying ages who presented themselves as the village council; all were clothed in European garb and one even aspired to a yachting cap acquired from a local store. They were a motley collection and seemed uncertain as to how they had reached their positions on the council; one, a mere youth, said he had been to school and had learnt to read and write, another that he represented his father and yet another that he was there "because he had ideas", but nobody was there by any strictly defined right, nor had anyone been specifically appointed. Yet following exhaustive enquiries at a subsequent meeting of the whole village, this body proved sufficiently authoritative to represent the views of all the inhabitants.

20. The work of compiling intelligence reports has continued throughout the year, for when a native authority has been appointed and a native administration set going, that is not the end of it. Experience sometimes shows that a scheme of administration needs modifying, and fresh intensive study of the situation has to be made. In the Victoria area, as an example, the people seem no longer to be content with the sole authority of Chief Manga Williams and the possibilities of a more democratic form of administration are being studied.

21. Hitherto the native authorities have received half of the direct taxes and this has been the chief item in the revenue of their treasuries. In 1937 the Government decided that the time had come for them to be entrusted with a more direct interest in the development of the territory; this, of course, involves increased expenditure and from the 1st of April, 1938, they will receive a larger share of the direct taxes. The Victoria and Bakweri native authorities in the Victoria Division and all the native authorities of the Kumba Division will receive 60 per cent., while the native authorities of Balong in Victoria Division and the whole of the Mamfe and Bamenda Divisions will receive 70 per cent.; the individual increase is based on the needs of each area and the ability of its native authorities to supply those needs.

22. The proportion of the taxes paid to the chiefs themselves, both in salaries and in the percentage of tax which is paid to unsalaried village heads in return for their services in assessment and collection, is shown in the following table:—

| <i>Division.</i> | <i>Total direct tax.</i> | <i>Payment to district and village heads.</i> | <i>Percentage.</i> |
|------------------|--------------------------|---|--------------------|
| | £ | £ | |
| Victoria | 6,982 | 598 | 8·6 |
| Kumba | 7,368 | 959 | 13·01 |
| Mamfe | 4,121 | 572 | 13·9 |
| Bamenda | 12,877* | 2,045 | 15·9 |
| Totals | 31,348 | 4,174 | 13·3 |

* Includes £2,423 Jangali (cattle tax).

The comparatively low percentage in the Victoria Division is due, as was explained last year,* to the tax of plantation labourers being collected by the management and not by the village heads.

23. One of the most important lessons that a native authority must learn in its progress towards local self-government is to manage its finances in the best interests of the tax-payers who provide its revenue, and for this reason it is the policy of Government to endow them with financial responsibility wherever this is feasible and adequate supervision available. Each of the three native authorities in Victoria Division has therefore its own treasury and separate estimates. In Bamenda Division, similarly, the Bansa area has its own treasury and the Bafut area will shortly follow suit. In Mamfe Division the Kembong area is to have a treasury of its own, but the remaining areas in the Kumba, Mamfe and Bamenda Divisions are not yet

* Colonial No. 131, page 15.

sufficiently advanced and for the present their finances are controlled by the District Officers in consultation with the native authorities; each of which, however, has its own separate subsidiary estimates. Thus the chiefs and their Councils are interested in the rudiments of finance and are beginning to appreciate the relation between revenue and expenditure as the first step towards financial responsibility. The attitude of the native authorities is best summed up in the words of a prominent elder: " We prefer to leave this money business in the hands of the District Officer, because it is beyond us. When we are ready to look after our own separate treasury we will tell you ". The task continues.

VICTORIA DIVISION.

24. The Victoria Division comprises three native authority areas, Victoria, Bakweri and Balong, whose grouping was described in the 1936 Report.*

25. Chief Manga Williams, who is the native authority for the Victoria area, is the head of the Subu tribe. His authority over the rest of the district is not rooted in native institutions but was conferred on him by the former German Government and has been maintained by the mandatory. His prestige has been built up on his education, his intelligence and a record of many years fair dealing with the people under his control. He has always kept in close touch with public opinion through the village heads, particularly those who are members of one or other of the native courts.

26. During this past year Chief Manga Williams himself and the elders of the different tribes have been coming to the conclusion that the native councils ought to be recognised as cogs in the administrative machinery, each council perhaps exercising authority within its own village group. The question is being studied by the administrative officers with the people and it will be interesting to see what the outcome is. A beginning has already been made by setting up a separate court and native authority for the Bakole tribe with a council consisting of its village councils sitting together. Whether this and any other native authorities will be subordinate to a single or a federal native authority for all the tribes of the area or not remains to be seen when the people have had time to consider the question fully.

27. Progress in the Bakweri area† was hampered during the year by quarrels about village headships and by inter-village jealousies. There has been a tendency on the part of the different quarters of some villages to claim to be independent units to enable them to obtain representation on the court and

* Colonial No. 131, pages 16-17.

† See 1936 Report, page 17, paragraph 34.

council. In actual fact many of the Bakweri villages do derive from more than one founder of different origins, and in some cases when village communities were removed under the German regime from land required for plantations, two or more different village communities were compelled to settle together in the same native reserve. When representatives from the villages were summoned as members of the council some sections were left unrepresented since the people had not then appreciated the advantages of representation and were not particularly interested. The agitation and disputes of the past year do at least show an interest in local affairs, and such discontent, if not divine, is at least stimulating.

28. The Balong Native Administration* has made satisfactory progress during the year and every section of the community takes a lively and increasing interest in its affairs. The Native Authority is rapidly getting a grasp of its finances and has shown considerable public spirit in particular in agreeing to raise the fees charged at its school to enable it to increase the staff and the number of classes. The elders comprising the Native Authority have met regularly once a month of their own volition and recorded their deliberations in their minute book. Recently they have put up proposals for a postal agency at Muyuka which the Posts and Telegraphs Department is prepared to approve as soon as suitable accommodation, which will be incorporated in the new native administration office, has been completed. This enterprising little Native Administration fully deserves the increase of 20 per cent. in its share in the direct taxes which it is to receive in 1938-9. There can be no doubt that the increased revenue will be spent to the best advantage.

KUMBA DIVISION.

29. Kumba Division was formerly administered entirely through District Heads, but the sole survivor is Chief Abel Mukete, the native authority for the Kumba native court area. The rest of the Division is administered by councils, of which there are 18, each ruling its own little community. The indigenous form of government is democratic; so much so, that it may almost be said that every adult male has some part in the management of his village and clan affairs. Although authority is vested in the elders, they are aided by the younger men in varying degrees according to their education, wealth and personality. It is this ancient democratic system which is being used as the basis of further progress.

30. In few cases can the clans be defined as compact territorial units. In Balong there are four groups widely separated. The Bakundus and many of the Bakossi groups are also split up, while around Kumba itself there is a veritable patchwork of

* 1936 Report, Colonial No. 131, page 17, paragraph 35.

different clans cut off from the rest of their own people. Many of the old pagan institutions have been swept away by the impact of Christianity and its far reaching influences. The whole Division has been opened up to trade and to plantations, which have attracted large numbers of stranger natives from every part of the Cameroons; these have settled in many of the villages and in some cases outnumber the local inhabitants. Economic development has advanced more rapidly here than in any other Division and it is the almost invariable ambition of the younger generation to become cocoa farmers. Land disputes, once rare, are becoming increasingly frequent as fresh ground is broken for the planting of still more cocoa. It is not, therefore, surprising if the people of the Kumba Division as a whole are less clan-conscious than in other places, especially as this easily acquired prosperity tends to foster individual interest at the expense of clan organisation.

31. With a view to instilling a greater civic interest and a higher sense of responsibility among the native authorities, village councils have been encouraged to appoint representatives to a central native authority council with defined duties.

32. Hitherto the people have tended to regard the native court as the be-all and end-all of native administration and it was refreshing to hear the views of an old man at a recent meeting of the Bakossi kindreds. "May I point out," he said, "that there are other people just as important as the members we have chosen for our court and they are the people who look after our village." In the Bakossi area, of which mention has been made in previous reports, each village council has now appointed two representatives, changeable at will, who together form kindred councils, and a system of presidency has also been agreed upon. The next step, a council for the whole of Bakossi composed of representatives from each of the kindred councils, is already showing signs of developing into something which can at least be said to reflect public opinion. On the judicial side a Bakossi Native Court of Appeal has been constituted on similar lines.

33. Much the same procedure has been followed in the Ninong, Elung and Muambong clans. These people, who live in the north-eastern corner of the Division, are headstrong, exceptionally garrulous and difficult to deal with. They seldom agree amongst themselves but have contrived to reach a compromise which provides the widest possible representation and at the same time fixes responsibility; this they have achieved by apportioning responsibility—and therefore personal prestige—as widely as possible, by arranging that the same people shall not necessarily be members both of their courts and of their councils and that the presidency of each shall be taken in rotation.

34. The Bakundu clan has been specially studied during the year. It consists of two groups widely separated from each other, which makes it impossible to frame a scheme of administration on a strictly clan basis. Each section now has its own council composed of the oldest man and two spokesmen from each village, the oldest councillor being appointed as president. Each group has also been given a separate native court.

35. The Mbonge clan council has been meeting regularly every quarter, for some time without the knowledge of the District Officer; this is most encouraging and instructions have been given to all central councils to meet regularly and to get their scribes to record the result of their deliberations.

36. An experiment is being tried in the native administration schools, which will provide the native authorities of the future, of letting the children draw up imaginary estimates for their own clans. Perhaps they will apply their own ideas and discuss them with their village authorities. It is at least an interesting experiment.

MAMFE DIVISION.

37. Among the scattered clans of the Mamfe Division it is particularly difficult to build up effective native administrations, and attainment of this ideal is still a long way off. Each year, however, brings it closer. In the forest belt the Kembong area has been re-examined and a scheme for its administration is being tried out, while the Banyang courts and native authorities which were set up a few years ago* continue to make headway. The Mundani* in the hill country to the east are progressing, and a new administration has been established in the mountainous Assumbo country.

BAMENDA DIVISION.

38. The 1936 Report† traced the origins of the tribal miscellany which represents the Bamenda Division and showed how it came to be split up into some 22 administrative areas. Each of these has a native court (one, Bafut, has also minor courts for seven village groups from which there is an appeal to the court of the whole Bafut area) but only 17 have native authorities: the remainder are more primitive and are administered directly by the District Officer. In four areas (Bali, Bansa, Nkom and Bum) the native authority is a single chief, assisted by an advisory council. Although most people prefer to get the chief to arbitrate in their disputes rather than to make use of the native court, the councils tend more and more to insist on reference to the latter as preferable to acceptance of the chief's

* Colonial No. 131, paragraph 44, page 20.

† Colonial No. 131, paragraphs 40-41, page 19.

decision in such matters; this is particularly noticeable in Bali where the court grows more popular as the chief's autocratic power wanes.

39. The former chief of Nkom was a persistent opponent of christianity and bequeathed to his successor a legacy of strife with the Roman Catholic communities in certain parts of his chieftom. There is something of the same friction in Bansa, where the chief is a conservative old gentleman. In neither case do the personal convictions of the chief himself constitute the only difficulty, for the great majority of the people are pagans and if he yields to the demands of the Christians he forfeits their respect. The most promising solution, and the one which the Administration has adopted, is to associate with the chief a council which represents the modern points of view as well as the traditional.

40. The Chief Commissioner of the Southern Provinces of Nigeria visited the Cameroons Province for three weeks in October and inspected all the Divisions.

(2) Northern Areas.

41. The mandated territory north of the Cameroons Province is administered with the Northern Provinces of Nigeria in three sections: the Kentu area with the Benue Province, the so-called "Adamawa Districts" with the Adamawa Province and the Dikwa Division with the Bornu Province. The area and population are as follows:—

| — | <i>Area in sq. miles.</i> | <i>Adult males.</i> | <i>Adult females.</i> | <i>Chil- dren.</i> | <i>Total.</i> | <i>Density per sq. mile.</i> | <i>Euro- peans.</i> |
|----------------------|-----------------------------------|-------------------------|---------------------------|------------------------|---------------|--------------------------------------|-------------------------|
| Kentu Area | 1,386* | 2,549 | 2,650 | 2,939 | 8,138 | 5.8 | — |
| Adamawa Districts | 10,965* | 69,007 | 75,221 | 69,582 | 213,810 | 19.5 | 7 |
| Dikwa Division | 5,149 | 53,876 | 72,031 | 75,151 | 201,058 | 39 | 3 |
| Total ... | 17,500 | 125,432 | 149,902 | 147,672 | 423,006 | 24.2 | 10 |
| Total 1936 | 17,500 | 123,545 | 148,209 | 143,198 | 414,752 | 23.7 | 8 |

The figures for children are not reliable.

* It will be observed that the Kentu area has increased by 150 square miles, with a corresponding decrease in the Adamawa Districts. This is explained in paragraph 44 below.

KENTU AREA.

42. The Commission expressed anxiety* lest the Kentu area was not receiving enough attention from the administrative staff, since in 1936 it was toured for only 55 days. Although in the

* Minutes of 31st Session, page 63.

Cameroons Province the number of man-days for an equivalent population works out at 83, if the whole of the mandated territory is taken into account the average number of days devoted by the administrative officers to that population is only about 56; bearing in mind, therefore, that Kentu represents a comparatively small proportion of the Divisional Officer's territorial responsibilities it becomes clear that the area gets its fair share of supervision. In 1937 53 days were spent on tour there and, but for illness, this total would have been exceeded.

43. M. Van Asbeck, on the same subject, asked* how contact was possible by letter between the District Officer and the Chiefs who are illiterate; a scribe is attached to and lives amongst the Chiefs, and one of his principal duties is to read and write for them. The absence of an administrative officer at the time of tax collection was also questioned;† it is generally considered desirable to leave the collection of tax as far possible to the Chiefs themselves; but an administrative officer visits the district to announce the tax and to inform the people of the actual sum to be paid by individuals—the tax in this area being a flat rate for every adult male—and pays another visit when the collection is nearly completed. This makes it difficult for any abuses to take place undetected. Individual tax tickets are being introduced and will provide a further safeguard; these tickets have been employed with good results elsewhere in the Benue Province. The responsible headman of each hamlet or village is issued with a bundle of numbered tax tickets, one for each taxpayer in his unit and as each man pays he is given his ticket, the counterfoil being retained by the headman. The tickets are clearly marked with the year and the amount due and will replace the bundle of sticks which has served the purpose hitherto.

44. The Commission, referring to the "transfer" of 15 hamlets from Gashaka to the Benue Province, asked‡ for an assurance that their status would not be affected thereby. The boundary between that part of the mandated territory (Gashaka) administered with the Adamawa Province and that administered with the Benue Province was re-adjusted in order that the hamlets concerned might be included with their fellow-tribesmen dwelling in the mandated area of Kentu; their status was in no way affected. The Tigon (or Mbembe) tribe, to which these people belong, is still divided, for its greater part lives in the Bamenda Division of the Cameroons Province, and the feasibility of a further amalgamation is being considered.

45. Towards the end of September reports were received of a movement (known locally as the "*tuba*" movement—*tuba* = repent) which had arisen in the Kentu area; it appeared first

* Minutes of 31st Session, page 63.

† *Ibid.*

‡ Minutes of the 31st Session, page 190.

in the Tigon area and its self-appointed leaders were three youths, two of whom proclaimed that they had had dreams calling them to go forth and "repair" their country. This they proceeded to carry out by visiting various villages, collecting money and food from the people and indulging in a special new dance, after which they levelled charges of witchcraft against sundry persons. The accused persons invariably denied the charges, whereupon they were told that if they refused to confess their huts would be burnt; in several cases the threat was made good shortly after the allegations and denials had been made.

46. The movement spread to several villages and some of the chiefs and people became interested but others soon saw through the youths' pretensions and ordered them out of their villages. The District Officer was informed and as a result issued an instruction that the chiefs must not countenance such a movement. Early in December he paid a visit to the area and at a mass meeting of all the chiefs of the Tigon Native Authority the matter was discussed for some three hours, when the vast majority agreed that the claims of the youths were ridiculous, although a small and vociferous minority continued to uphold them. However, after the arrest of the youths, even the minority lost interest in the "*tuba*" movement.

47. The whole affair has now died down, whilst the three ring-leaders were brought before the High Court and sentenced to 18 months' imprisonment on charges of accusing sundry persons of practising witchcraft.

ADAMAWA DISTRICTS.

48. An administrative officer was on tour in the southern area (which covers some 9,917 square miles between the Mambilla plateau and the Alantika mountains) throughout the year. The details of the proposals mentioned in paragraph 49 of last year's report* for federating the Chamba chiefdoms have now been settled; Binyeri, Gurumpawo, Yebbi and Tsugu will be administered with the present Nassarawo District as a single unit with a subordinate native authority to be known as the Chamba District Council. The Council will have as its president a representative of the Lamido who has had long experience of administering pagan tribes and whose first duty will be to educate the Council in the principles of corporate responsibility.

49. The individual chiefs will retain executive authority within their own areas and each area will have a court with minor powers. At Jada, the headquarters of the area, there will be a superior court consisting of a president with the four Chamba chiefs and the Alkali as members; it will try cases beyond the

* Colonial No. 131, page 22.

powers of the minor courts and will also hear appeals from them. The member from whose court an appeal derives will be excluded from the bench during the hearing.

50. There have been no untoward reactions to the withdrawal of the Mambilla plateau from the schedule of "unsettled" districts, the only part of the southern area now remaining within this category being the precipitous Alantika mountain range inhabited by the Kona and cognate groups; here, too, some progress is recorded and these shy and backward people, difficult of access, have been included for the first time within the normal annual census and assessment. Though not yet able to visit the remoter hill settlements without European support, the District Head may now be said to have the majority of the foot-hills under administration, and there is little doubt that it is only a matter of time before the more isolated communities will descend to the plains.

51. The northern area has enjoyed a year of steady progress and no untoward incidents followed the amalgamations referred to in the last report; this is particularly gratifying in view of the fact that, owing to shortage of staff, only one officer was available for this area during the greater part of 1937.

52. Generally speaking there has been an appreciable advance in the standard of the District Administration and the increasing sympathy of the District Headmen with the affairs and aspirations of their pagan charges is a most encouraging sign. With regard to Mlle Dannevig's enquiry* as to the provision of successors to these offices, it should be explained that wherever possible, for the sake of preserving local ties, succession is vested in the family of the District Head and steps are taken to ensure that the likely successor is given administrative experience in some capacity which will stand him in good stead later on; where, for any reason, such direct succession is not feasible, the new Headman (who is only selected after careful consideration) will generally be required to undergo a period of apprenticeship before taking up his appointment. His training would include attachment to the central Native Administration offices, a month with an experienced District Head of a "pagan" District and a final month with an administrative officer on tour.

53. Several meetings have taken place between the administrative officer in the northern area and his *vis-à-vis* in the neighbouring territory under French mandate and the respective administrations act in the closest harmony and co-operation; the meetings have been mainly concerned with the settlement, on the spot, of minor territorial disputes in the vicinity of the still undemarcated boundary.

* See minutes of the 31st Session, page 63.

DIKWA.

54. The most important political event of the year actually occurred outside Dikwa but its effects in the mandated area were considerable. In May the aged Shehu of Bornu died and the Shehu of Dikwa, as the senior member of the same family, was selected to succeed him. It so happened that he was in Maiduguri, the capital of Bornu, when his predecessor died and he took up office immediately, without returning to Dikwa.

55. In due course Mastafa ibn Kiara al Kanemi—District Head of Bama and a brother of the former Shehu—was elected in his place and took the title of Emir to leave that of Shehu for the head of the family; his appointment was confirmed by the Nigerian Government and he was formally installed in December when Sir Bernard Bourdillon, Governor of Nigeria, was able to visit Dikwa.

56. The following quotation is from an eye-witness's account of the ceremony:—

“ On the morning of the 12th of December the colourful and impressive ceremony of installation was staged in the great square of Dikwa, backed by the red walls of Rabeh's historic fort. From the roof of the great entrance-gate His Excellency looked down on to a hollow square formed by the gay colours of the District Chiefs and their retinues, shown up against the more sober blues and whites of the spectators. A great cheer greeted the Governor, renewed when the Emir joined him there for the installation. For some minutes the noise of drums and shouting continued until the firing of a gun brought an immediate expectant silence.

“ Sentence by sentence Sir Bernard read out his speech; translations in Kanuri and Shuwa Arabic were broadcast to the assembly by white-gowned heralds stationed at the decorated corners of the great gate; each point was greeted by a murmur of appreciation. The engraved letter of appointment and the great silver staff of office of a ‘ First Class Chief ’ were handed to the Emir and the voice of the assembly rose in a mighty roar of acclamation. Again the drums thundered and the reeds squealed while above all sounded the rhythmic fanfare of the trumpets. The Emir spoke in reply to the Governor and descended to a low dais in front of the gate where, in accordance with custom, he was ceremoniously placed on a shield and received the homage and allegiance of his chiefs.

“ An hour later Dikwa saluted its new chief. The sides of the square were occupied by spectators, while the western end was filled by a great parade of horsemen headed by the

Emir and his chiefs. The Emir and his District Heads rode slowly forward with dignity, and, halting near the gate, raised their ceremonial spears in salute to the Governor. The Emir rode forward through the gate, dismounted from his splendidly appointed horse and rejoined His Excellency, while the chiefs rode back to their mounted followers. Then, district by district, drums beating, banners waving, they rode forward with their horsemen, raised their weapons in salute, and filed to the flank to line the route to the Emir's house. As the last district chief filed away, the Emir took leave of Sir Bernard, remounted his horse and, followed by a large but orderly cheering crowd, rode off between the serried ranks of horsemen. So ended a ceremony of great brilliance and dignity."

57. The new Emir has taken up his duties with intelligent interest and a quiet determination which augurs well for the future of the native administration of which he is now the head; he is a man of about 60 and has had much experience. His official functions are precisely similar to those of his predecessor but the salary attached to the office has been reduced to £1,500 per annum, the previous holder's salary of £2,400 being out of all proportion to the revenue of the Emirate.

58. He is assisted by a council consisting of the Yarima Mustafa, a judicial adviser, a councillor representing Shuwa Arab interests and a confidential liaison officer. The council is thus representative and is, moreover, refreshingly vocal. The senior councillor, who is a recent appointment, is a graduate of the Higher College at Katsina and has had four years administrative experience as a District Head; his comparative youth and a difference in outlook might have caused some resentment and animosity but it is pleasant to report that his fellow-councillors have shown that they are prepared to work loyally with him.

59. As a result of complaints by both District Heads and their people of the Rann and Kala Balge districts, the annual recount of population and the announcement of tax in these districts were supervised personally by the District Officer; this resulted in an appreciable reduction as there had been a tendency to list as adults persons too young to be so included. The two districts were among the first to complete the current year's tax.

60. As might be expected in the case of a Division on an international boundary and with a pagan community in a comparatively low state of culture, the maintenance of law and order is not as simple a matter as in the more advanced areas. It is, however, disappointing that after a year of freedom from such incidents there should have been two inter-village affrays in the first half of the year resulting in the loss of ten lives. One has

to remember that these people are simple and primitive, that their passions are easily roused and difficult to subdue. Such affrays generally occur between harvest and sowing when the men have little to occupy them.

61. In connection with these two affrays six arrests were made. Armed police were not employed other than as an escort to the administrative officer but became involved on one occasion with an armed crowd which threw stones and showed so threatening an attitude that one shot had to be fired; a man was hit in the legs and the crowd at once dispersed. He died later through causes not connected with his wound, which was carefully tended. In the subsequent trial two of the accused persons were discharged, while the remainder were found guilty of taking part in affrays leading to loss of life and were each sentenced to three years imprisonment. The communities concerned were ordered by the court to pay compensation to the relatives of the victims and the order was obeyed without compulsion. An officer, qualified by previous experience of pagan communities, has been set to investigate the internal organisation and customs of these people with a view to paving the way for their administrative and cultural development; the rather obvious criticism that this might well have been done earlier may be met by the statement that it is only comparatively recently that the people have become sufficiently law-abiding to accept without resentment the searching enquiries necessitated.

62. Close and useful co-operation with the French authorities has been maintained throughout the year and three visits were exchanged with officers of their administration. There have been frequent interchanges of information regarding matters of law and order, and alleged slavery cases. The French authorities applied for the extradition of two murderers, who, on completion of formalities, were duly handed over.

63. An epidemic with a high rate of mortality appeared in the hill villages during the latter part of the year; the area was isolated by a sanitary cordon but there was no interference with the internal life of the community; they were, however, unable to take part in the festivities in connection with the installation of the Emir. The epidemic is more fully reported on in the appropriate chapter.

64. Towards the end of the year a proposal was mooted to transfer the Headquarters of the Division and Emirate to Bama. This place has many advantages over Dikwa, the most important, perhaps, being that it is accessible from Maiduguri—and therefore from the rest of Nigeria—throughout the year, which is not the case with Dikwa. A decision must be made shortly as various native administration buildings in Dikwa are in such poor repair that rebuilding in permanent materials cannot be

long delayed. The discussion is still at the exploratory stage and it is not yet possible to set out in full the advantages and disadvantages of this proposal.

V.—PUBLIC FINANCES.

65. In Appendix I are given the particulars of Government revenue and expenditure for the nine months from April to December, 1936, and for the calendar year 1937. The revenue, especially that from Customs duties, reflects the general increase of prosperity in the territory, while the principal increases in expenditure have been on those services which most directly benefit the native population, namely agriculture, education, medicine, provincial administration and roads. The total expenditure in 1937 was greater than in 1936 (the latter being calculated on the basis of the last nine months of the year) by £25,000, which is approximately the amount by which the expenditure on those services has increased.

66. The financial statements of the native treasuries are reproduced in Appendix II, where figures are given for the calendar year 1937 and, for the sake of comparison, for the last nine months of 1936 and for the financial year 1936-7. These treasuries have maintained, and indeed in most cases improved, their financial position. The accounts of the treasuries in the Cameroons Province have been audited as usual by Messrs. Casselton and Elliott, chartered accountants, while those of the northern areas are subject to Government audit.

67. Kentu and the Adamawa Districts are treated as integral parts of the Wukari Division and the Adamawa Emirate respectively and their finances are administered by the Wukari and Adamawa native treasuries. The Dikwa Emirate, like the native administrations of the Cameroons Province, has its own native treasury.

68. All the native treasuries had surplus balances at the end of December in excess of the minimum which it is considered necessary to hold in reserve, but in some cases the figures are misleading. The balance of £6,374 of the Victoria native treasury, for instance, includes a large sum which was held on account for the other two treasuries of the Division; moreover the dry season months of January to March, 1938, will see a disproportionate expenditure on capital works which cannot profitably be embarked on during the rainy season—it will be remembered that the financial year begins in April and ends in March. Likewise a sum of about £1,000 which is included in the balance of the Bakweri native treasury has been ear-marked for expenditure on roads and sanitation during the first three months of 1938.

69. The graphs below show the fluctuations of government and native administration revenue and expenditure during the last ten years.

REVENUE AND EXPENDITURE OF ALL
NATIVE TREASURIES COMBINED

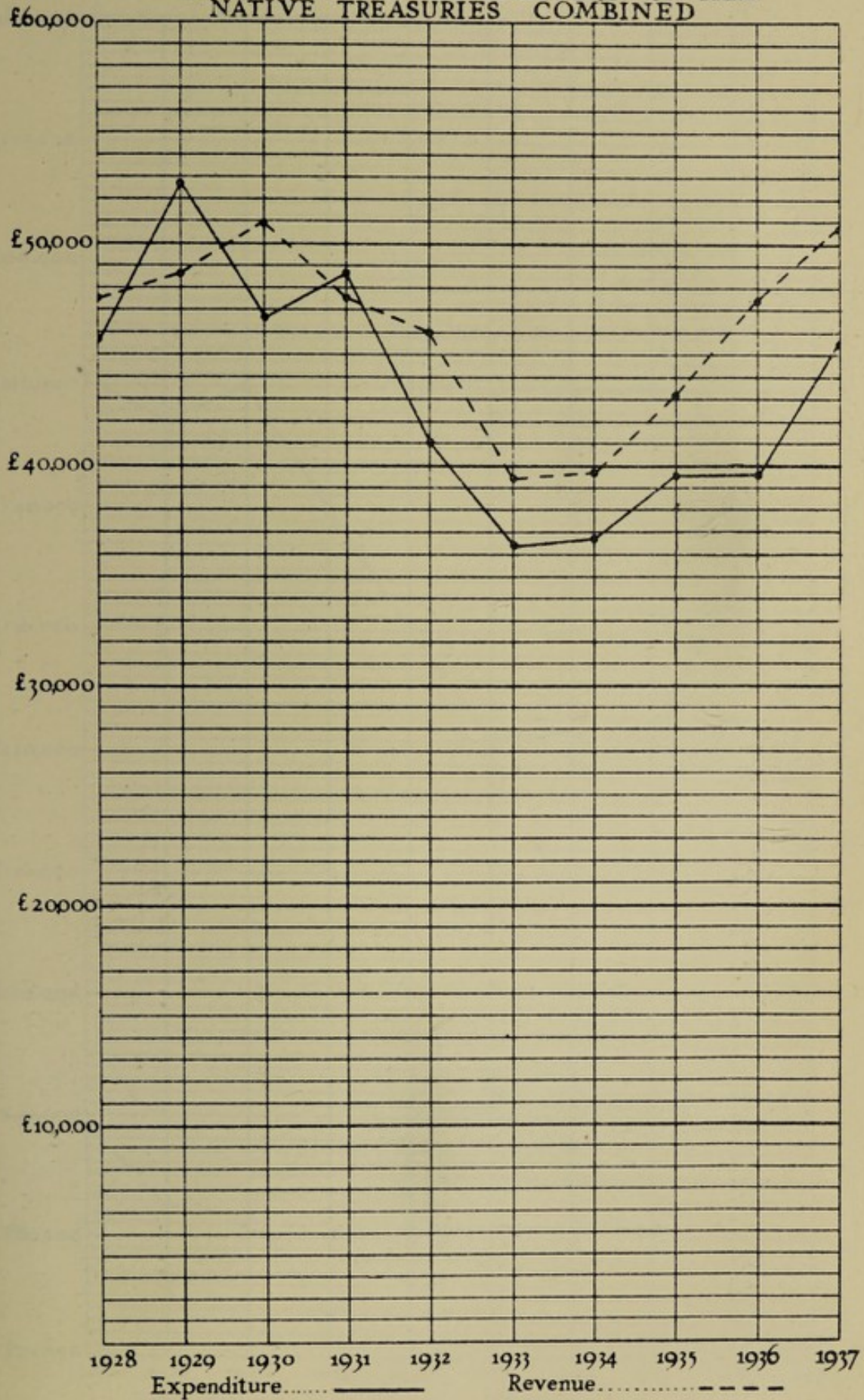
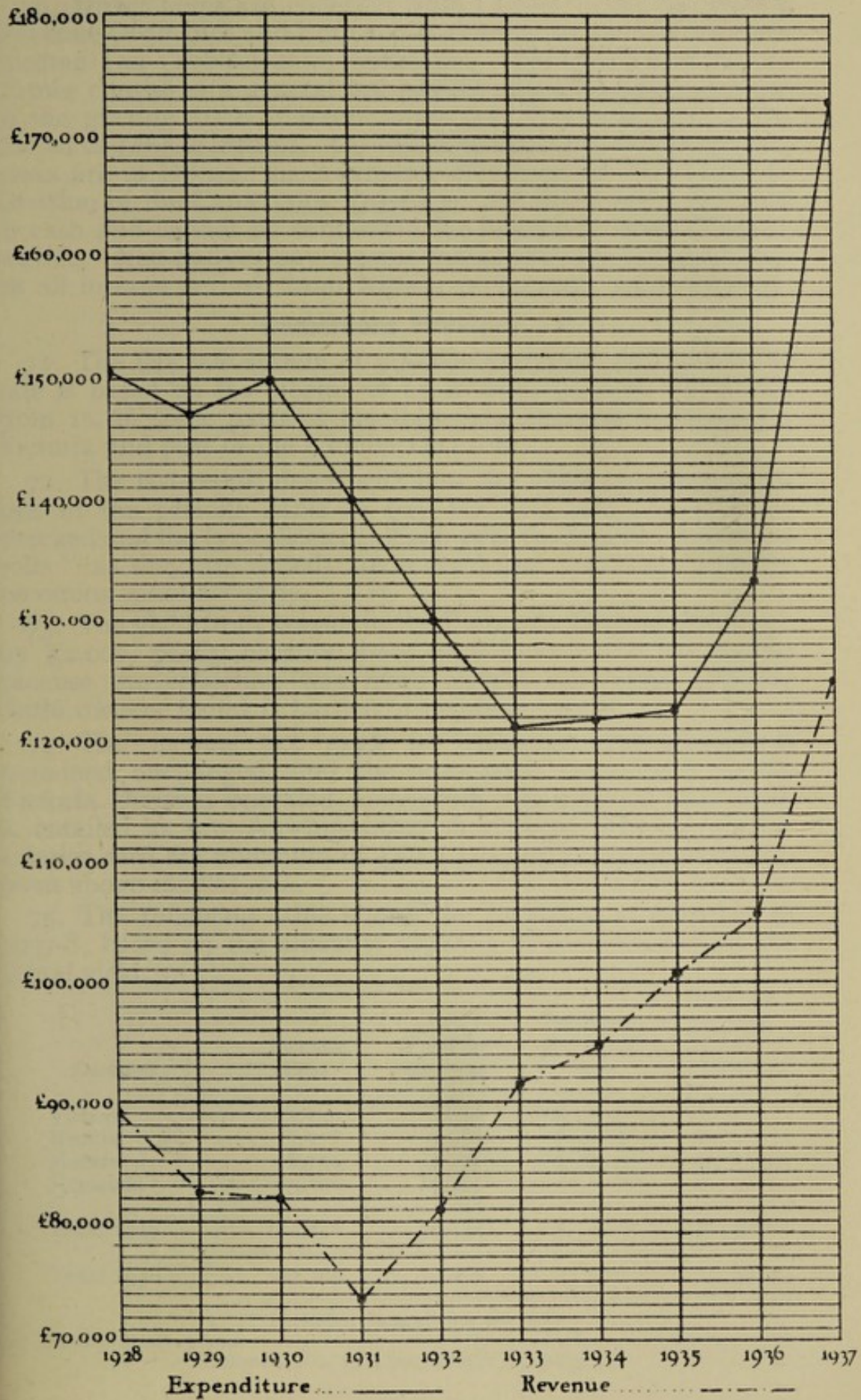


Table with approximately 10 columns and 30 rows. The content is extremely faint and illegible.

GOVERNMENT REVENUE AND EXPENDITURE



EXPERIMENTAL RESULTS AND DISCUSSION




Fig. 1. Experimental results showing the effect of temperature on percentage.

VI.—DIRECT TAXES.

70. Direct taxes are collected from natives under the Native Revenue Ordinance and from non-natives under the Non-Natives Income Tax (Protectorate) Ordinance. The taxes paid by the former consist of a general tax payable by all adult males but in the grazing areas itinerant cattle owners pay a special tax known as *Jangali* instead, at 1s. 6d. a head of cattle. The grazing areas are in Dikwa, the Adamawa Districts and the Bamenda Division of the Cameroons Province. All direct taxes are paid in cash and cannot be commuted for labour or other forms of service. Non-natives pay income tax at the rate of 1 per cent. on all income derived from Nigeria or the mandated territory.

Cameroons Province.

71. The flat rate system of taxation continues in force. The rate is based on the income of an average peasant and varies from 1s. in some parts of the Bamenda Division to 8s. in the Victoria and part of the Kumba Division.

72. The last report described* how the village heads compile lists of the persons liable to pay tax and how the lists are checked and the tax collected. Each year the lists (or "nominal rolls" as they are called) are revised and they are gradually becoming more accurate.

73. The yield from *jangali* in the Bamenda Division increased by £2,000, partly because there were more cattle but mostly because the collection was more closely supervised and the cattle owners found it harder to evade payment.

74. The income tax rates for Africans and Europeans remained unchanged, and the assessment committees in the Victoria Division operated successfully; in practice little work is entailed as few Africans other than those drawing regular salaries earn the minimum of £50 a year which involves assessment above the flat rate.

75. The following table shows the incidence of taxation in 1937-8, based on the amounts assessed as payable, not on the actual yield:—

| Division. | Taxable males. | Total tax assessment. £ | Incidence per adult male. | | Incidence per head of total population. | |
|----------------|-------------------|-------------------------------|---------------------------------|------|--|------|
| | | | s. | d. | s. | d. |
| Victoria ... | 23,139 | 6,982 | 6 | 0·4 | 3 | 3·4 |
| Kumba ... | 18,978 | 7,378 | 7 | 9·3 | 2 | 1·1 |
| Mamfe ... | 16,739 | 4,121 | 4 | 11 | 1 | 2·51 |
| Bamenda ... | 63,300 | 14,953* | 4 | 8·69 | 1 | 3·84 |
| Total 1937 ... | 122,156 | 33,434 | 5 | 5·68 | 1 | 7·68 |
| Total 1936 ... | 123,509 | 29,663 | 4 | 9·6 | 1 | 5·34 |

* Includes *Jangali* (cattle tax).

The amount of the tax assessment in the Kumba Division has fallen by nearly £1,000: this is due in about equal proportions to reductions in rates, including those mentioned in paragraph 94 of last year's report,* and to movements of the floating population of "strangers," but partly also to the fact that the 1936 figure was inflated by arrears left unpaid from the previous year. The figure for Bamenda shows an increase of £4,450 over the figure given last year: the actual increase is £2,000, as stated in paragraph 73 above, for the yield from *jangali* in 1936, viz., £2,400, was not included in the table in paragraph 96 of last year's report.†

Northern Areas.

76. In the northern areas in general the tax is assessed on what is called the "lump sum" system, which was described in paragraph 97 of the 1936 report.‡ But in Kentu the system has been brought more into line with that in force in the Cameroons Province. On the one hand an annual assessment is made under the supervision of an administrative officer, with a complete recount of the population and livestock and a review of the crops, etc., and, as in the other northern areas, the amount of tax is worked out on a capitation basis; on the other hand the southern system of imposing a flat rate of payment by each taxable male has been introduced and the payers will in future receive receipts with the amount of the flat rate payment printed on them. The practical difference is not very great, for where the flat rate system is in use a rich man seldom fails to help his poorer neighbours and relatives if they find it difficult to lay hands on the ready cash when the tax season comes round.

77. It is well-known throughout the mandated territory and in Nigeria that the administrative officers are ready to listen to complaints against the assessment or incidence of taxation and appeals to them are common enough to convince them that there are few cases of hardship that are not brought to light.

KENTU AREA.

78. After a careful count of the whole area by the scribe, which was partially supervised by an administrative officer in April, the tax was announced by the District Officer, who visited the area himself during the latter part of May and early June. The former rate of incidence per adult male was 3s. 3d. and after some preliminary enquiries had been made into the wealth of the community it was decided to raise the flat rate tax contribution to 3s. 6d. per adult male. An exception was made, however, in the case of the 14 Tigon hamlets that were formerly included in Gashaka: they were assessed to pay only 2s. 6d. per adult male, as the average incidence of their tax the previous year had been 2s. 3d. per adult male.

* Colonial No. 131, page 32.

† *Ibid*, page 33.

‡ Pages 33-34.

ADAMAWA DISTRICTS.

79. The tax demanded for 1937-8 amounted to £11,884 or 1s. 1.3d. per head of population, and had been collected practically in full by the end of January, 1938; its collection was effected without pressure and since the assessment was only announced in November, this satisfactory result may be regarded as testimony to the fairness of the incidence and to the relative prosperity of the peasants. Indeed, the harvest was comparatively poor and damage from locusts quite extensive at the end of the year, while groundnuts, the money-making crop, are not brought to the markets in any appreciable volume till mid-December, so that the tax must have been met to some extent from savings.

80. The cattle tax, which remained at 1s. 6d. per head, amounted to £5,875 compared with £4,368 in 1936. In the southern area the increase is almost wholly attributable to more effective supervision of the cattle census; in the north there can be little doubt that the activities of the Veterinary Department, which are most popular there, have effected a considerable decrease in mortality. No difficulty was experienced in collection and the value of livestock appreciated throughout the year.

DIKWA.

81. During the economic depression the tax rates on the peasantry were reduced. In 1936 conditions justified an increase and as prosperity continued to grow in 1937 the rates could be raised again without hardship to the people. The incidences vary a little from District to District with the fertility of the soil and the wealth of the population. In spite of the increase extra care in the distribution of tax demands on the individual taxpayers to ensure that each paid according to his means has almost entirely eliminated complaints by individuals. A considerable increase in the numbers of cattle counted in the Emirate produced a total of £5,272, 17s. 6d. for Jangali which is a record in the area.

82. The following table gives details of direct taxation in the northern areas:—

| <i>District.</i> | <i>General Tax.</i> | <i>Adult Male incidence.</i> | <i>Cattle Tax.</i> |
|------------------|---------------------|------------------------------|--------------------|
| | £ | s. d. | £ |
| Kentu— | | | Nil |
| 1934-5 | 317 | 3 3.5 | |
| 1935-6 | 353 | 3 3.5 | |
| 1936-7 | 357 | 3 3.7 | |
| Adamawa— | | | |
| 1934-5 | 9,014 | 3 3.3 | 3,425 (1934) |
| 1935-6 | 9,625 | 3 3.3 | 3,182 (1935) |
| 1936-7 | 10,901 | 3 1.9 | 4,368 (1936) |
| Dikwa— | | | 5,875 (1937) |
| 1934-5 | 10,854 | 4 4.75 | 3,220 (1934) |
| 1935-6 | 11,970 | 4 6.2 | 3,240 (1935) |
| 1936-7 | 12,680 | 5 2.52 | 4,201 (1936) |
| | | | 5,272 (1937) |

VII.—INDIRECT TAXATION.

83. The Customs tariff was revoked and a new tariff substituted on 12th July, 1937, by Ordinance No. 19 of 1937 and Resolution and Order No. 1 of 1937. The principal differences between the new tariff and the old are three:—

(a) In the old tariff all goods were free from import duty except those specifically mentioned, whereas in the new tariff all goods are dutiable except those specifically exempted.

(b) The 10 per cent. surtax on duty was abolished but a compensating increase of duty was imposed on certain articles.

(c) For the purpose of ascertaining *ad valorem* duties the value of goods so assessed is now taken to be the price which they would fetch on a sale in the open market at the time of importation, including the cost of freight, insurance, etc., instead of as previously on the value in the country of consignment; compensating reductions were made in the rates of duty.

84. The revenue from export duties on fresh and dried bananas amounted to £18,054 as against £15,979 in 1936, while that from export duties on cocoa increased by £24 to £5,599. The commodities yielding the largest revenue from import duties were cotton piece goods, motor spirit, kerosene, rice, salt, dried fish, tobacco and provisions.

PREVENTIVE SERVICE.

85. The Eastern Frontier Preventive Service, with an authorised strength of 138 non-commissioned officers and men under the command of two European Superintendents of Police, was nine under strength and except for one month there was only one European officer. A second officer was posted to the service in January, 1938, as 220 miles of frontier with 29 police posts proved to be more than one officer could supervise satisfactorily: the journeys between the posts have practically all to be made on foot or, in the southern section, by canoe.

86. Tobacco and cigarettes still head the list of seizures but the smuggled article seems steadily to fall behind locally grown tobacco and cheap Nigerian-made cigarettes in popular esteem. In the southern districts rubber shoes and Japanese cotton and rayon singlets are also smuggled in considerable quantities, and in the northern districts salt.

87. There were 340 persons convicted of smuggling offences in 1937 as compared with 515 in 1936. The following table gives statistics of seizures:—

| | 1936. | 1937. |
|---------------------------------------|-------|-------|
| Tobacco lb. | 3,383 | 2,801 |
| Cigarettes Number | 9,718 | 8,725 |
| Total duty value | £383 | £312 |
| Proceeds of sales of seized goods ... | £268 | £141 |

88. Although most of the smuggling is done by individuals attempting to evade payment of duty at the frontier, there are indications also of organised smuggling by bands. Towards the end of December two police constables of the Preventive Service who were unarmed at the time were attacked by an armed band of smugglers and were severely injured. An administrative officer was quickly on the scene with reinforcements of police, and 19 arrests were made. The case is still *sub judice*.

89. The revenue collected during the year at the Customs Preventive stations was as follows:—

| <i>Station.</i> | <i>Import.</i> | <i>Export.</i> | <i>Inspection fees.</i> | <i>Certificate of origin.</i> | <i>Total.</i> |
|-------------------|----------------|----------------|-------------------------|-------------------------------|---------------|
| | £ | £ | £ | £ | £ |
| Tiko | 94 | 6 | — | — | 100 |
| Mpundu... .. | 45 | 53 | 2 | — | 100 |
| Mundame | 158 | 65 | 3 | 6 | 232 |
| Mbonzie... .. | 530 | 406 | 29 | 6 | 971 |
| Misso | 85 | 6 | — | — | 91 |
| Nyan | 120 | 69 | 5 | — | 194 |
| Hunyapa | 50 | 19 | — | — | 69 |
| Foto | 42 | — | — | — | 42 |
| Santa | 481 | — | — | — | 481 |
| Bamumkumbit... .. | 334 | — | — | — | 334 |
| Bangola... .. | 142 | — | — | — | 142 |
| Totals 1937... | 2,081 | 624 | 39 | 12 | 2,756 |
| Totals 1936... | 2,114 | 966 | — | 8 | 3,088 |
| Increase... .. | — | — | 39 | 4 | — |
| Decrease | 33 | 342 | — | — | 332 |

VIII.—TRADE STATISTICS.

90. The Commission asked to be informed whether the exports of the mandated territories enjoy reciprocity under the commercial regime in force between them and States not members of the League.* His Majesty's Government is satisfied that goods from a mandated territory entering the territory of States which are not members of the League of Nations receive at least equal treatment to that accorded to goods from other sources, and that the mandated territory would not be benefited by any further approach to such States on this matter.

Cameroons Province.

91. The value of imports increased by about 35 per cent. over the figures for the previous year and the value of exports by about 18 per cent. The increases were shared in approximately equal proportions by the ports of Victoria and Tiko, though Victoria showed a slightly steeper rise in imports and

* Minutes of 31st Session, pages 61 and 190.

Tiko in exports. The higher prices paid for cocoa in the latter half of 1936 and at the beginning of 1937, together with increased employment on the plantations, accounted for the greater import trade. Actually the tables which follow do not reflect the full volume of imports, since goods which have cleared the Customs at Nigerian ports before being shipped on to the Cameroons are recorded at the original port of entry and are not recorded again at Victoria and Tiko. Most of the motor spirit and kerosene, for instance, is consigned from the bulk installation at Apapa in Nigeria.

92. The banana trade has continued to expand, the tonnage of fresh fruit exported from Tiko rising by over 10 per cent. to 55,184 tons. There was, however, a fall in the export of bananas from Victoria owing to the fruit grown on the Meme Plantation being below the standard accepted for shipment. The Laeisz line added the M.V. *Palime* to their fleet of ships, which now consists of five motor vessels and three steam ships.

93. There was a considerable increase in the exports of rubber, which is grown entirely on the plantations; 1,623,467 lb. valued at £36,353 were exported compared with 1,303,323 lb. valued at £20,585 in 1936.

94. There has been an unfortunate set-back in produce prices during the year. The price of cocoa on the first day of the year was £39 a ton. It fell by a few pounds each month until May, when it dropped to £25; it hovered round this figure until October and again started to fall. On the last day of the year the price was £15 15s. a ton. A similar fate befell palm oil and kernels: the highest price paid for palm oil was £10 5s. compared with £12 5s. in 1936 and for kernels £7 10s. compared with £11 10s.

95. The harvests of native foodstuffs have been good and prices have risen: the following table shows the average prices in the interior at the end of each of the last two years:—

| | 1937. | 1936. |
|-------------------|----------------|----------------|
| Yams | 5s. 6d. a cwt. | 4s. od. a cwt. |
| Cocoyams | 2s. 2d. „ | 1s. 8d. „ |
| Garri | 6 measures 1d. | 7 measures 1d. |
| Egusi | 3 „ 1d. | 4 „ 1d. |
| Groundnuts | 1 measure 1d. | 2 „ 1d. |
| Maize | 12 cobs 1d. | 14 cobs 1d. |
| Goats | 12s. od. each | 8s. od. each |
| Pigs | 8s. od. each | 6s. od. each |

96. In the Mamfe Division 15 tons of ebony were purchased by the United Africa Company, who intimated that they were prepared to buy 30 tons more. The price offered for groundnuts, £6 a ton, was not sufficiently attractive to induce the natives of that area to sell to the firms; the crop is comparatively small and the growers can retail it in the native markets at a price equivalent to £12 a ton.

97. The following tables show the volume of trade passing through the ports of Victoria and Tiko:—

STATEMENT OF THE TRADE OF THE PORTS OF VICTORIA AND TIKO, CAMEROONS PROVINCE, 1931-1937.

| Year. | Import. | | | | Export. | | | | Total Trade. | Duties. | | | | | | | |
|-------|--------------|--------------|----------------|--------------|--------------|--------------|----------------|--------------|--------------|---------|---------|--------|------------|------------|--------|---|--------|
| | Specie. | | General Cargo. | | Specie. | | General Cargo. | | | Import. | Export. | Total. | In-crease. | De-crease. | | | |
| | Govern-ment. | Com-mercial. | Govern-ment. | Com-mercial. | Govern-ment. | Com-mercial. | Govern-ment. | Com-mercial. | | | | | | | | | |
| | | | | | | | | | | | | | | | Tons. | | |
| 1931 | £ | — | £ | 1,687 | £ | 102,179 | £ | 155,430 | 17,568 | £ | 14,317 | £ | 5,989 | £ | 20,306 | £ | 4,784 |
| 1932 | — | — | — | 1,463 | — | 101,999 | — | 158,284 | 24,556 | — | 18,594 | — | 7,312 | — | 25,906 | — | 5,600 |
| 1933 | — | — | — | 732 | — | 116,360 | — | 168,036 | 31,108 | 1 | 23,310 | — | 7,875 | — | 31,185 | — | 5,279 |
| 1934 | — | 5,107 | — | 972 | — | 110,069 | — | 194,012 | 36,480 | — | 19,886 | — | 10,515 | — | 30,401 | — | 784 |
| 1935 | — | 3,432 | — | 571 | — | 181,340 | 500 | 317,646 | 49,368 | — | 30,900 | — | 21,180 | — | 52,080 | — | 21,679 |
| 1936 | — | 402 | — | 477 | — | 242,588 | — | 445,459 | 63,712 | — | 39,689 | — | 23,277 | — | 62,966 | — | 10,886 |
| 1937 | — | 702 | — | 673 | — | 328,270 | — | 526,554 | 44,405 | — | 51,074 | — | 25,237 | — | 76,311 | — | 13,345 |

STATEMENT OF THE TRADE OF THE PORTS OF VICTORIA AND TIKO, 1937.

| Ports. | Import. | | | | Export. | | | | Total Trade. | Duties. | | | | | | | |
|----------|--------------|--------------|----------------|--------------|--------------|--------------|----------------|--------------|--------------|---------|---------|--------|-------------------|-------------------|--------|---|--------|
| | Specie. | | General Cargo. | | Specie. | | General Cargo. | | | Import. | Export. | Total. | Increase on 1936. | Decrease on 1936. | | | |
| | Govern-ment. | Com-mercial. | Govern-ment. | Com-mercial. | Govern-ment. | Com-mercial. | Govern-ment. | Com-mercial. | | | | | | | | | |
| | | | | | | | | | | | | | | | Tons. | | |
| Victoria | £ | — | £ | 673 | £ | 143,522 | £ | 138,341 | 6,838 | £ | 26,874 | £ | 4,769 | £ | 31,643 | £ | 4,171 |
| Tiko | — | 702 | — | — | — | 184,748 | — | 388,213 | 37,567 | — | 24,200 | — | 20,468 | — | 44,668 | — | 9,174 |
| Total | — | 702 | — | 673 | — | 328,270 | — | 526,554 | 44,405 | — | 51,074 | — | 25,237 | — | 76,311 | — | 13,345 |

98. The graph below shows the total revenue from import and export duties respectively at the ports of Victoria and Tiko and the frontier customs posts during the last ten years.

99. The principal articles of import during the last five years have been:—

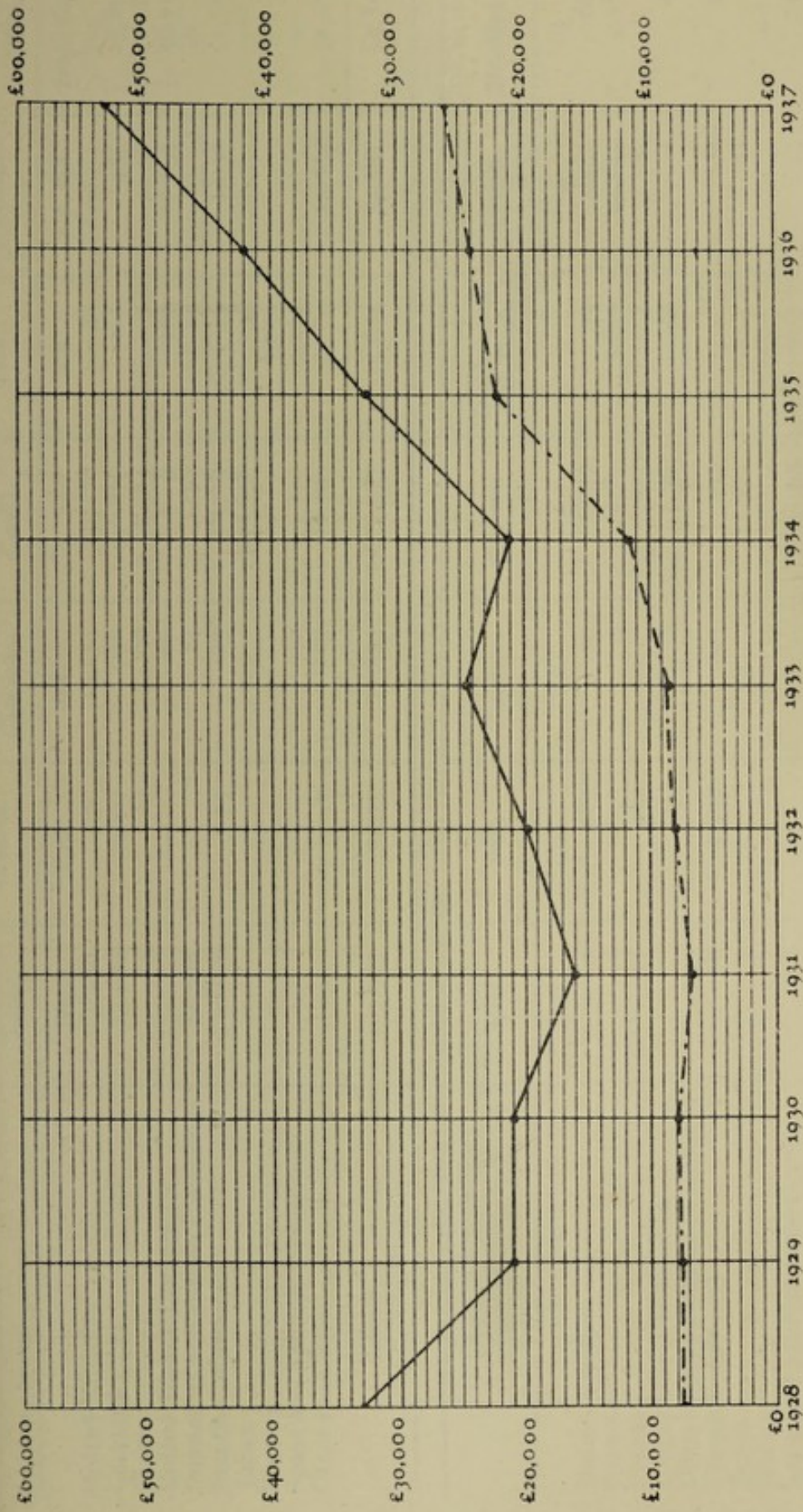
| | 1933. | 1934. | 1935. | 1936. | 1937. |
|---------------------------------|---------|---------|-----------|-----------|-----------|
| Bags and Sacks Doz. | 5,851 | 6,090 | 7,886 | 7,656 | 107,975 |
| Cement ... Tons | 326 | 519 | 801 | 1,474 | 2,373 |
| Cigars and cigarettes. Hds. | 14,489 | 11,934 | 12,465 | 13,009 | 11,835 |
| Cotton Piece Goods. Sq. yds. | 658,355 | 610,722 | 1,134,447 | 1,155,423 | 1,676,915 |
| Fish ... Lb. ... | 702,119 | 649,690 | 765,516 | 1,191,187 | 14,601 |
| Kerosene ... Imp. Gal. | 43,860 | 34,572 | 40,998 | 73,560 | 54,697 |
| Motor Spirit ... Imp. Gal. | 61,761 | 47,438 | 69,425 | 78,356 | 64,837 |
| Rice ... Cwt. ... | 12,938 | 16,530 | 19,938 | 36,601 | 36,425 |
| Salt ... Cwt. ... | 8,939 | 8,856 | 10,828 | 11,085 | 12,371 |
| Tobacco ... Lb. ... | 21,015 | 11,040 | 11,387 | 19,425 | 10,923 |

100. The following are the values of some of the leading articles of import which cannot be estimated in terms of quantity:—


| | 1933. | 1934. | 1935. | 1936. | 1937. |
|-----------------------------|-------|--------|--------|--------|--------|
| | £ | £ | £ | £ | £ |
| Apparel ... | 5,128 | 4,555 | 6,612 | 9,243 | 21,806 |
| Implements and tools ... | 2,145 | 2,034 | 3,128 | 4,437 | 5,750 |
| Iron and steel manufactures | 8,634 | 11,551 | 18,142 | 31,237 | 53,815 |
| Machinery ... | 982 | 1,883 | 2,912 | 7,832 | 8,023 |

101. The imports of alcoholic liquor are given in paragraphs 268 to 269 below.

102. Countries of origin of the principal imports were:—



Revenue from import duties — Revenue from export duties - - -



| | <i>Bags and Sacks.</i> | <i>Cement.</i> | <i>Cigars and Cigarettes.</i> | <i>Cotton Piece Goods.</i> | <i>Fish.</i> | <i>Kerosene.</i> | <i>Motor Spirit.</i> |
|--|------------------------|---------------------|-------------------------------|----------------------------|------------------|-----------------------|-----------------------|
| United Kingdom | <i>Doz.</i> 9,250 | <i>Tons.</i> 270 | <i>Hds.</i> 10,634 | <i>Sq. Yds.</i> 551,578 | <i>Lb.</i> 38 | <i>Imp. Gal.</i> — | <i>Imp. Gal.</i> — |
| Germany | 11,939 | 2,009 | 930 | 146,870 | 211 | 435 | 15,279 |
| France | 15 | 14 | 60 | 6,414 | 7 | 59 | 85 |
| United States of America | — | — | 67 | 9 | 212 | 17,839 | 16,710 |
| Dominions and British Possessions | 86,770 | — | 14 | 167 | 87 | — | — |
| French Cameroons | 1 | 74 | 23 | 38,714 | 43 | 1,030 | 1,182 |
| Japan | — | — | — | 841,658 | 130 | — | — |
| Norway | — | — | — | — | 7,920 | — | — |
| Spain and Spanish Possessions | — | — | — | 110 | 3,244 | — | — |
| Other Countries | — | 6 | 105 | 91,395 | 2,709 | 35,334 | 31,581 |
| Totals | 107,975 | 2,373 | 11,835 | 1,676,915 | 14,601 | 54,697 | 64,837 |

| | <i>Rice.</i> | <i>Salt.</i> | <i>Tobacco.</i> | <i>Apparel.</i> | <i>Implements and Tools.</i> | <i>Metals.</i> | <i>Machinery.</i> |
|--|------------------|--------------------|------------------|-------------------|------------------------------|-------------------|-------------------|
| United Kingdom | <i>Cwt.</i> 1 | <i>Cwt.</i> 263 | <i>Lb.</i> 20 | <i>£</i> 2,727 | <i>£</i> 51 | <i>£</i> 2,486 | <i>£</i> 668 |
| Germany | 1 | 9,340 | 5 | 3,080 | 5,679 | 44,644 | 7,282 |
| France | 21 | 424 | — | 297 | 1 | 282 | 8 |
| United States of America | — | — | 10,195 | 93 | 14 | 3 | 14 |
| Dominions and British Possessions | 34,748 | — | — | 50 | — | 2 | — |
| French Cameroons | 88 | 2,309 | 683 | 636 | — | 288 | 28 |
| Japan | 1 | — | — | 14,510 | — | 463 | 1 |
| Norway | — | — | — | — | — | — | — |
| Spain and Spanish Possessions | 2 | — | — | 55 | — | 15 | 21 |
| Other Countries | 1,563 | 35 | 20 | 358 | 5 | 5,632 | 1 |
| Totals | 36,425 | 12,371 | 10,923 | 21,806 | 5,750 | 53,815 | 8,023 |

103. The principal articles of export in the last five years have been :—

| | 1933. Tons. | 1934. Tons. | 1935. Tons. | 1936. Tons. | 1937. Tons. |
|--------------------------------------|----------------|----------------|----------------|----------------|----------------|
| Bananas (dried) ... | 533 | 537 | 740 | 455 | 630 |
| Bananas (fresh) ... | 16,789 | 22,781 | 37,752 | 49,605 | 55,737 |
| Cocoa ... | 3,608 | 4,561 | 4,073 | 4,774 | 4,796 |
| Kola Nuts ... | — | — | — | — | 43 |
| Palm Kernels ... | 1,617 | 1,283 | 1,418 | 1,506 | 1,803 |
| Palm Oil ... | 1,837 | 1,477 | 1,731 | 1,648 | 1,583 |
| Rubber ... | 164 | 657 | 599 | 582 | 725 |
| Wood and Timber (unmanufactured). | 6,560 | 5,184 | 3,055 | 5,142 | 5,068 |

104. The countries of destination of the principal exports were :—

| Country | 1933 | 1934 | 1935 | 1936 | 1937 |
|-------------------------------|-------|------|-------|-------|-------|
| Other Countries | 1,302 | 30 | 1,932 | 1,302 | 1,302 |
| Spain and Spanish Possessions | — | — | — | — | — |
| France | — | — | — | — | — |
| Italy | — | — | — | — | — |
| Germany | — | — | — | — | — |
| Belgium | — | — | — | — | — |
| United States of America | — | — | — | — | — |
| Canada | — | — | — | — | — |
| British Empire | — | — | — | — | — |
| Other Countries | — | — | — | — | — |
| Spain and Spanish Possessions | — | — | — | — | — |
| France | — | — | — | — | — |
| Italy | — | — | — | — | — |
| Germany | — | — | — | — | — |
| Belgium | — | — | — | — | — |
| United States of America | — | — | — | — | — |
| Canada | — | — | — | — | — |
| British Empire | — | — | — | — | — |

| | Bananas (dried). | | Bananas (fresh). | | Cocoa. | | Kola Nuts. | |
|-----------------------------------|------------------|---------|------------------|----------|--------|----------|------------|-----|
| | Lb. | £ | Cwt. | £ | Tons. | £ | Lb. | £ |
| United Kingdom | ... | ... | ... | ... | ... | ... | ... | ... |
| Germany | ... | ... | ... | ... | ... | ... | ... | ... |
| France | ... | ... | ... | ... | ... | ... | ... | ... |
| French Cameroons | ... | ... | ... | ... | ... | ... | ... | ... |
| Holland | ... | ... | ... | ... | ... | ... | ... | ... |
| United States of America | ... | ... | ... | ... | ... | ... | ... | ... |
| Dominions and British Possessions | ... | ... | ... | ... | ... | ... | ... | ... |
| Totals | 1,411,360 | £15,473 | 1,114,734 | £272,660 | 4,796 | £132,209 | 959 | £4 |

| | Palm Oil. | | Palm Kernels. | | Rubber. | | Wood and Timber (unmanufactured). | |
|-----------------------------------|-----------|---------|---------------|---------|-----------|---------|--------------------------------------|---------|
| | Tons. | £ | Tons. | £ | Lb. | £ | Cub. Ft. | £ |
| United Kingdom | ... | ... | ... | ... | ... | ... | ... | ... |
| Germany | ... | ... | ... | ... | ... | ... | ... | ... |
| France | ... | ... | ... | ... | ... | ... | ... | ... |
| French Cameroons | ... | ... | ... | ... | ... | ... | ... | ... |
| Holland | ... | ... | ... | ... | ... | ... | ... | ... |
| United States of America | ... | ... | ... | ... | ... | ... | ... | ... |
| Dominions and British Possessions | ... | ... | ... | ... | ... | ... | ... | ... |
| Totals | 1,803 | £30,431 | 1,583 | £17,339 | 1,623,467 | £36,353 | 202,722 | £14,014 |

105. The values of imports and the countries of origin with the percentage of the total import trade were:—

| <i>Countries of Origin.</i> | <i>Value.</i> | <i>Percentage.</i> |
|---------------------------------------|---------------|--------------------|
| | £ | |
| United Kingdom | 39,210 | 11·9 |
| Germany | 156,771 | 47·57 |
| Holland | 5,082 | 1·54 |
| United States of America | 5,616 | 1·7 |
| Belgium | 4,394 | 1·33 |
| Japan | 52,782 | 16·01 |
| Norway | 12,541 | 3·8 |
| Iceland | 3,795 | 1·15 |
| Roumania | 4,141 | 1·26 |
| Dominions and British Possessions ... | 24,712 | 7·5 |
| Spain and Spanish Possessions ... | 3,842 | 1·17 |
| French Cameroons | 5,594 | 1·7 |
| Other Countries... .. | 10,463 | 3·37 |
| | <hr/> | <hr/> |
| | 328,943 | 100·00 |
| | <hr/> | <hr/> |

106. The values of exports and their countries of destination, with the percentage of the total export trade, were:—

| <i>Countries of Destination.</i> | <i>Value.</i> | <i>Percentage.</i> |
|----------------------------------|---------------|--------------------|
| | £ | |
| United Kingdom | 33,700 | 6·4 |
| Germany | 419,946 | 79·75 |
| Holland | 38,041 | 7·22 |
| United States of America | 4,043 | ·77 |
| French Cameroons | 30,429 | 5·78 |
| Other Countries... .. | 395 | ·08 |
| | <hr/> | <hr/> |
| | 526,554 | 100·00 |
| | <hr/> | <hr/> |

IX.—JUDICIAL.

107. There are three sets of courts: first the Supreme Court of Nigeria, which has jurisdiction only in certain matters such as probate, admiralty, divorce and proceedings arising under certain specified Ordinances; second, the courts of the Protectorate established under the Protectorate Courts Ordinance, 1933; and third, the native courts. The second group, the courts of the Protectorate, is sub-divided into the High Court, presided over by a judge or assistant judge with full powers, and the Magistrates' Courts with summary jurisdiction.

108. From the Magistrates' Courts there is an appeal to the High Court and thence subject to certain limitations to the West African Court of Appeal, while every month Magistrates must send to the High Court the particulars of the criminal cases they have tried; these are scrutinised by the judge, and this provides an automatic review.

109. From unsatisfactory judgments of native courts there are two methods of obtaining redress: by requesting the District Officer to "review" a case, as it is called, in doing which he is empowered to modify or annul the judgment of the native court, or by appeal. There are three avenues of appeal, which are fixed according to the circumstances of the particular native court. From the native courts with full powers in Dikwa and Yola (which has jurisdiction over the Adamawa districts) appeals go to the High Court; from the other native courts in those areas they go, through native courts of appeal or else direct, to final native courts of appeal; from the native courts of Kentu and the Cameroons Province they go either through native courts of appeal or direct to the District Officer, and from him to the Resident and the Chief Commissioner.

110. The Cameroons Province is in the Calabar-Aba judicial division and the northern areas in the Kaduna-Makurdi division. The Residents of the various provinces and the District Officer at Bamenda have been appointed to be assistant judges, whilst elsewhere the District Officers have been appointed magistrates and certain other administrative officers and the officers of the preventive service exercise magisterial functions with limited powers. In 1937 a High Court judge visited Buea and tried one case.

Courts of the Protectorate.

CAMEROONS PROVINCE.

111. In the Cameroons Province during the year under review 1,058 persons were convicted in the courts of the Protectorate compared with 1,232 in 1936. The drop in the number of convictions occurred almost entirely in Bamenda Division, where there were fewer cases of affray than in 1936. Ten persons were convicted of murder, the death sentences being commuted to terms of imprisonment. Convictions for stealing were fewer than in 1936. There were not as many cases of smuggling as in the previous year but these still represent more than a quarter of the total.

112. The number of criminal and civil cases heard during 1937 is shown in the following table:—

| | <i>Criminal.</i> | <i>Civil.</i> | <i>Total.</i> |
|---|------------------|---------------|---------------|
| Victoria Division | 291 | 25 | 316 |
| Kumba Division | 135 | 19 | 154 |
| Mamfe Division | 127 | 2 | 129 |
| Bamenda Division | 189 | 7 | 196 |
| Assistant Superintendent of Police, Northern Section | 6 | — | 6 |
| Assistant Superintendent of Police, Southern Section | 169 | — | 169 |
| High Court* | 77 | 3 | 80 |
| Totals | 994 | 56 | 1,050 |

* i.e., the acting Assistant Judges and the Judge.

113. The returns of all persons prosecuted in the courts of the Protectorate during 1937 are given in the following table:—

| <i>Offence.</i> | <i>Charges resulting in conviction.</i> | <i>Charges resulting in acquittal.</i> | <i>Sentences of imprisonment.</i> | <i>Fines imposed or cases disposed of otherwise.</i> |
|--|---|--|-----------------------------------|--|
| <i>I. Offences against Public Order —</i> | | | | |
| Affray | 48 | 16 | 14 | 34 |
| Going armed so as to cause fear | — | 3 | — | — |
| Forcible entry | 1 | — | 1 | — |
| Breach of the peace ... | 23 | — | — | 23 |
| Conduct likely to cause a breach of the peace ... | — | 3 | — | — |
| <i>II. Offences against the administration of law and justice —</i> | | | | |
| Corruption of witnesses ... | 5 | — | 5 | — |
| Perjury | 7 | 1 | 7 | — |
| Escaping from lawful custody | 14 | 1 | 14 | — |
| Aiding escape | 1 | — | 1 | — |
| Harbouring an escaped prisoner | 1 | — | 1 | — |
| Contempt of Court ... | 1 | 1 | 1 | — |
| Resistance to police officers | 1 | — | — | 1 |
| Obstructing police officers and officers of court ... | 5 | 2 | 2 | 3 |
| Resisting officers engaged in preventing smuggling | 1 | — | 1 | — |
| Personating police officers | 1 | — | 1 | — |
| Offering bribes to police officers | 1 | — | 1 | — |
| Personating public officers | 1 | — | 1 | — |
| Perverting the cause of justice | — | 3 | — | — |
| Removing property under lawful seizure | 1 | — | 1 | — |
| Public officers demanding property | 1 | — | 1 | — |
| <i>III. Acts injurious to the public in general —</i> | | | | |
| Witchcraft and juju ... | 4 | 3 | 2 | 2 |
| Accusation of witchcraft... | 7 | — | 7 | — |
| Unlawful trial by ordeal... | — | 7 | — | — |
| Rogues and vagabonds ... | 13 | 4 | 1 | 12 |
| Using charms to prevent a person from exercising his legal rights | 3 | — | 2 | 1 |
| Pretending to tell fortune for reward | 3 | — | 3 | — |

Contd.

| <i>Offence.</i> | <i>Charges resulting in conviction.</i> | <i>Charges resulting in acquittal.</i> | <i>Sentences of imprisonment.</i> | <i>Fines imposed or cases disposed of otherwise.</i> |
|---|---|--|-----------------------------------|--|
| <i>IV. Offences against the person —</i> | | | | |
| Assault | 42 | 13 | 24 | 18 |
| Assault occasioning harm | 27 | 8 | 18 | 9 |
| Serious assault | 5 | 1 | 4 | 1 |
| Murder | 10 | 7 | 9 | 1 |
| Accessory before the fact of murder | — | 1 | — | — |
| Manslaughter | 3 | — | 3 | — |
| Rape | 1 | 2 | 1 | — |
| Attempted Rape | — | 1 | — | — |
| Child stealing | 1 | 1 | — | 1 |
| Deprivation of liberty ... | 1 | — | 1 | — |
| Kidnapping | — | 2 | — | — |
| Attempted suicide | 4 | — | 2 | 2 |
| Reckless and negligent acts | 8 | 1 | 2 | 6 |
| Wounding | 14 | 2 | 11 | 3 |
| Wounding with intent to do grievous bodily harm | — | 1 | — | — |
| <i>V. Offences relating to property —</i> | | | | |
| Stealing | 81 | 18 | 73 | 8 |
| Stealing cattle | 10 | 1 | 10 | — |
| Killing animals with intent to steal | 11 | 2 | 11 | — |
| Stealing goods in transit... | 8 | 3 | 8 | — |
| Stealing by clerks and servants | 19 | 8 | 17 | 2 |
| Fraudulent false accounting | 3 | — | 3 | — |
| Receiving stolen property | 11 | 3 | 11 | — |
| Being in possession of stolen property ... | 29 | 7 | 24 | 5 |
| Robbery with violence ... | 1 | — | 1 | — |
| Attempted robbery with violence | 1 | — | 1 | — |
| Burglary | 8 | 5 | 8 | — |
| Breaking and entering ... | 27 | 5 | 27 | — |
| Cheating | 1 | — | 1 | — |
| Malicious injury to property | 8 | — | 7 | 1 |
| Arson | 1 | — | 1 | — |
| False pretences | 7 | — | 6 | 1 |
| Stealing postal matter ... | 1 | — | 1 | — |
| <i>VI. Offences relating to coin —</i> | | | | |
| Uttering counterfeit coin... | 2 | 3 | 2 | — |

[Contd.]

| <i>Offence.</i> | <i>Charges resulting in conviction.</i> | <i>Charges resulting in acquittal.</i> | <i>Sentences of imprisonment.</i> | <i>Fines imposed or cases disposed of otherwise.</i> |
|---|---|--|-----------------------------------|--|
| <i>VII. Forgery and like offences —</i> | | | | |
| Uttering false documents | 3 | 2 | 3 | — |
| Forgery | 2 | 1 | 2 | — |
| <i>VIII. Miscellaneous offences —</i> | | | | |
| False declaration | 1 | — | 1 | — |
| Wearing boy scout uniform illegally | 1 | — | 1 | — |
| Cruelty to animals ... | 2 | — | 1 | 1 |
| Travelling in ship without paying fare | 1 | — | 1 | — |
| <i>IX. Under the Nigerian Ordinances —</i> | | | | |
| Arms Ordinance | 8 | 1 | 8 | — |
| Customs Ordinance (smuggling) | 340 | 27 | 49 | 291 |
| Liquor Ordinance... .. | 8 | 3 | — | 8 |
| Forestry Ordinance ... | 53 | 8 | 2 | 51 |
| Labour Ordinance | 3 | — | 1 | 2 |
| Native Revenue | 56 | 31 | — | 56 |
| Motor Traffic | 16 | 2 | — | 16 |
| Public Health Ordinance... | 43 | 2 | — | 43 |
| Wild Animals preservation Ordinance | 12 | — | — | 12 |
| Medical Practitioners and Dentist Ordinance ... | 2 | 1 | — | 2 |
| Agricultural Ordinance ... | 9 | 1 | — | 9 |
| Native Authority Ordinance | 10 | — | — | 10 |
| Totals... .. | 1,058 | 218 | 423 | 635 |

114. The following is an analysis of the number of persons charged and convicted during the years 1933-7:—

| <i>Charges under—</i> | <i>1933.</i> | <i>1934.</i> | <i>1935.</i> | <i>1936.</i> | <i>1937.</i> |
|--------------------------------|--------------|--------------|--------------|--------------|--------------|
| Criminal Code | 497 | 525 | 554 | 601 | 498 |
| Customs Ordinance (Smuggling). | 568 | 210 | 480 | 515 | 340 |
| Liquor Ordinance | 209 | 63 | 1 | 18 | 8 |
| Forestry Ordinance | 52 | 61 | 51 | 48 | 53 |
| Other Ordinances | 146 | 89 | 116 | 50 | 159 |
| Totals | 1,472 | 948 | 1,202 | 1,232 | 1,058 |

NORTHERN AREAS.

115. In Kentu two cases were tried in the Magistrate's court and three in the High Court and in Dikwa one (a motoring offence) in the Magistrate's court.

Native Courts.

116. The various grades of native courts and their jurisdiction were described in paragraphs 140-142 of the 1936 Report.*

CAMEROONS PROVINCE.

117. During the year the number of courts in the Cameroons Province has increased from 82 to 85. In Kumba Division the Bakundu court (D grade) was split into two separate D grade courts, and a court of appeal (without original jurisdiction) was established for the Bakossi clan, the Eastern Kumba Appeal Court (C grade) ceasing to exist. In Bamenda Division two courts of D grade were opened during the year. There has been no change in the number of courts in Victoria and Mamfe Divisions though in the latter several new courts will be opened early in 1938 in consequence of a revised scheme of administration in the Kembong area.

118. The following table shows the distribution of the native courts:—

| — | <i>Victoria.</i> | <i>Kumba.</i> | <i>Mamfe.</i> | <i>Bamenda.</i> | <i>Totals.</i> |
|-------------------|------------------|---------------|---------------|-----------------|----------------|
| Grade "B" Limited | 1* | — | 1* | — | 2 |
| " "C" " | 1 | 2† | — | — | 3 |
| " "D" " | 9‡ | 20‡ | 22‡ | 29‡ | 80 |
| | 11 | 22 | 23 | 29 | 85 |

* Court of appeal without original jurisdiction.

† Includes 1 court of appeal without original jurisdiction.

‡ Includes courts of appeal with original jurisdiction.

119. The work of the native courts has been satisfactory and calls for little comment. The number of criminal cases tried rose from 3,347 in 1936 to 3,639 in 1937 and civil cases from 9,697 to 10,694. There were eleven appeals to the District Officers and only one to the Resident. The litigant still prefers to have his case reviewed by an administrative officer rather than resort to an appeal for which he has to pay a fee: applications for review were made in 525 criminal cases and 696

* Colonial No. 131, pages 55-56.

civil cases; judgments were confirmed in 308 criminal and 354 civil cases. The following tables show the results of all reviews of cases during the year:—

(a) *Criminal Cases.*

| <i>Total reviews.</i> | <i>Sentences confirmed.</i> | <i>Retrial.</i> | <i>Sentences modified.</i> | <i>Sentences annulled.</i> | <i>Transferred to other courts.</i> | <i>Parties absent.</i> |
|-----------------------|-----------------------------|-----------------|----------------------------|----------------------------|-------------------------------------|------------------------|
| 525 | 308 | 41 | 113 | 56 | 5 | 2 |

(b) *Civil Cases.*

| <i>Total reviews.</i> | <i>Judgments confirmed.</i> | <i>Retrial ordered.</i> | <i>Judgments modified.</i> | <i>Judgments annulled.</i> | <i>Transferred to other courts.</i> | <i>Parties absent.</i> |
|-----------------------|-----------------------------|-------------------------|----------------------------|----------------------------|-------------------------------------|------------------------|
| 696 | 354 | 85 | 129 | 86 | 17 | 25 |

The percentage of judgments modified on review to the total number of cases heard was 2·8 in civil cases and 5·8 in criminal cases.

120. During the year the native courts were given power to enforce the provisions of Part II of the Forced Labour Ordinance (No. 22 of 1933), which contains provisions relating to the exaction of labour which is not forced or compulsory labour within the meaning of the Convention concerning Forced or Compulsory Labour. In effect these provisions enable a native authority to exact labour for minor communal services such as cleaning markets, paths and water holes and in the event of public catastrophes (such as an outbreak of sleeping sickness) and to impose penalties for refusal to render such labour. Advantage of these new powers was taken in the Kumba and Victoria Divisions only, where 29 and 5 cases respectively were heard for refusal to perform communal labour.

121. The number of cases heard by the native courts is as follows:—

| | <i>Civil.</i> | | <i>Criminal.</i> | |
|--------------------------|---------------|---------------|------------------|--------------|
| | <i>1936.</i> | <i>1937.</i> | <i>1936.</i> | <i>1937.</i> |
| Victoria Division | 1,552 | 1,808 | 595 | 525 |
| Kumba „ | 3,033 | 3,219 | 744 | 1,570 |
| Mamfe „ | 2,785 | 3,019 | 551 | 586 |
| Bamenda „ | 2,327 | 2,648 | 1,457 | 958 |
| | <u>9,697</u> | <u>10,694</u> | <u>3,347</u> | <u>3,639</u> |

122. As the province gets covered more fully by surveys of the native institutions the native authorities and courts come more and more into line with tribal ideas. It follows that the central native courts of appeal formerly appointed for large areas inhabited by several different tribes must give way to separate appeal courts for each clan. The Victoria Division native court of appeal is in abeyance; what will replace it has not yet been decided. The Kumba Eastern appeal court has been abolished and Kembong has broken away from the Mamfe court. The Bakossi clan now has its own court of appeal from its eight kindred courts.

123. The volume of work accomplished by the native courts in civil and criminal cases and the punishments awarded are summarised in the following tables:—

| Division | Civil Cases | Criminal Cases | Punishments |
|-----------------|-------------|----------------|-------------|
| Victoria | 100 | 200 | 10 |
| Kumba | 150 | 300 | 15 |
| Mamfe | 200 | 400 | 20 |
| Bakossi | 300 | 600 | 30 |
| Kembong | 400 | 800 | 40 |
| Other Divisions | 500 | 1000 | 50 |
| Total | 1650 | 3300 | 165 |

NATIVE COURT CASES—Cameroons Province.

| Court. | Summary of Criminal Cases. | | | | | | | | | | | | | | Summary of numbers of persons charged. | | | | |
|------------------------------|----------------------------|---------------------|-----------------------|-------|-----------------------------------|-------------------------------------|--|-------------------------------|----------------------------------|-----------------------------|--|---|--------------------|-----------------|--|--------------------------|--------------------------|---|------------------------|
| | Homicide. | Attempted Homicide. | Wounding and Assault. | Rape. | Robbery, Stealing, Burglary, etc. | Theft of Livestock or Farm Produce. | Offences against morality other than adultery. | Malicious injury to property. | Abuse of office, Extortion, etc. | Offences against the peace. | Offences against Native Revenue Ordinance. | Offences against Rules or Orders of a Native Authority. | Refusal to labour. | Other offences. | Total Criminal cases. | Total persons convicted. | Total persons acquitted. | Total transferred to Protectorate Courts. | Total persons charged. |
| <i>Victoria Division</i> :— | — | — | 133 | — | 42 | 47 | 12 | 2 | — | 24 | 117 | — | 5 | 143 | 525 | 432 | 306 | — | 738 |
| 1 Native Court of Appeal | | | | | | | | | | | | | | | | | | | |
| 1 " C " Grade ... | | | | | | | | | | | | | | | | | | | |
| 9 " D " Grade* ... | | | | | | | | | | | | | | | | | | | |
| (1 is also an Appeal Court.) | | | | | | | | | | | | | | | | | | | |
| <i>Kumba Division</i> :— | — | — | 197 | — | 179 | 33 | 244 | 26 | — | 250 | 24 | — | 29 | 483 | 1,465 | 870 | 707 | 1 | 1,527 |
| 2 Native Courts of Appeal | | | | | | | | | | | | | | | | | | | |
| 1 " C " Grade ... | | | | | | | | | | | | | | | | | | | |
| 19 " D " Grade ... | | | | | | | | | | | | | | | | | | | |
| <i>Mamfe Division</i> :— | — | — | 120 | — | 32 | 28 | — | 25 | — | — | 11 | — | — | 352 | 568 | 372 | 256 | 2 | 630 |
| 1 Native Court of Appeal | | | | | | | | | | | | | | | | | | | |
| 22 " D " Grade† ... | | | | | | | | | | | | | | | | | | | |
| (1 is also an Appeal Court.) | | | | | | | | | | | | | | | | | | | |
| <i>Bamenda Division</i> :— | — | — | 239 | — | 101 | 91 | 40 | 74 | 1 | 54 | 106 | — | — | 192 | 898 | 759 | 319 | 8 | 1,086 |
| 29 " D " Grade ... | | | | | | | | | | | | | | | | | | | |
| (1 is also an Appeal Court.) | | | | | | | | | | | | | | | | | | | |
| Totals ... | — | 689 | — | 354 | 199 | 296 | 127 | 1 | 328 | 258 | — | 34 | 1,170 | 3,456 | 2,433 | 1,588 | 11 | 4,032 | |

* 4 Village Courts have no jurisdiction in criminal cases.

† 14 Village Group Courts have no jurisdiction in criminal cases.

| Court. | Summary of Civil Cases. | | | | | | | | Adultery Cases. | | Total Cases. | | Punishments. | | | | | | | | | | |
|--------------|---|----------------------------|--------------------|-----------------------|----------------------------|--------------|--------------------|--------|-----------------|--------|---|---|---------------------|--------------|---|---------------------|---------------|------------|-------|-----------|--------------------|--------------------|------|
| | Matrimonial including Guardianship of children. | Debts and other contracts. | Land and Trespass. | Liberation of Slaves. | Administration of Estates. | Other Cases. | Total Civil Cases. | Civil. | Criminal. | Total. | Total Civil, Criminal and Adultery Cases. | Percentage of cases on which judgment modified on review. | Judgment Summonses. | Over 1 year. | Over 6 months and not exceeding 1 year. | 6 months and under. | f20 and over. | Under f20. | Fine. | Whipping. | Other punishments. | Total punishments. | |
| Victoria ... | 537 | 899 | 43 | — | 8 | 204 | 1,691 | 117 | — | 117 | 2,333 | 2·5 | 346 | — | — | 41 | — | 271 | — | — | — | 117 | 429 |
| Kumba ... | 851 | 1,558 | 28 | — | 4 | 738 | 3,179 | 40 | 105 | 145 | 4,789 | 2·4 | 391 | — | 5 | 165 | — | 699 | 7 | — | — | — | 876† |
| Mamfe ... | 1,128 | 1,250 | 81 | — | 39 | 520 | 3,018 | 1 | 18 | 19 | 3,605 | 7·5 | 636 | — | — | 30 | — | 290 | — | — | 52 | — | 372 |
| Bamenda ... | 1,240 | 861 | 300 | — | 10 | 195 | 2,606 | 42 | 60 | 102 | 3,606 | 5·8 | 787 | — | — | 233 | — | 379 | 3 | 144 | — | 759 | |
| Totals ... | 3,756 | 4,568 | 452 | — | 61 | 1,657 | 10,494 | 200 | 183 | 383 | 14,333 | 3·66 | 2,160 | — | 5 | 469 | — | 1,639 | 10* | 213 | — | 4,502 | |

* Includes 2 juveniles.

† Number of persons convicted for crimes and offences 820. Total number of punishments inflicted 876. The difference is explained as follows :— 49 fines for adultery. 1 whipping for adultery not additional to other punishments. 6 whippings additional to other punishments.

NORTHERN AREAS.

Kentu Area.

124. The three Native courts in the Kentu area continued to work satisfactorily. All cases are scrutinised by the District Officer at Wukari at the end of each quarter when the scribe comes in with the records. Criminals who are sentenced to imprisonment are seen shortly after their arrival at the Native Administration prison at Wukari by the District Officer himself and their cases are gone into. There is thus always an opportunity for a complaint or an appeal to be made.

125. No formal appeals have been lodged, as the people prefer the simpler method of review by the District Officer; in only two cases was modification of the judgment required.

Adamawa Districts.

126. No change occurred in the number and distribution of Native courts in the southern area. In the northern area, as foreshadowed in the previous report,* existing Alkali's Courts were reduced from "B" to "C" Grade (limited), whilst an Appeal Court of "B" Grade was established at Mubi in March; it is composed of the six District Headmen of the area with the Alkali of Mubi under the presidency of the senior District Head (Lamdo Mandara) and is a popular institution. Forty-seven appeals were heard, the decision of the Court being accepted in every case; final appeal lies, in Moslem cases, to the Chief Alkali's Court and in other case to the Lamdo's Court.† No cases were brought before the District Officer for review.

127. No progress has yet been made with the establishment of the Kindred Group Courts mentioned in the last report* owing to shortage of staff. The Councils from which these Courts will emerge are still in embryo and must have close supervision until they find their feet. The elders are anxious to make a beginning and the task will be put in hand as soon as there is an officer available to guide them. Meanwhile the Alkalai have been required to follow regular pre-arranged circuits so as to make the courts as accessible as possible.

128. Two young men who had received several years practical training in the courts were sent during the year to attend the Law School at Kano and will be absorbed into the judiciary on their return; others have been selected for training with a similar purpose in view.

* Paragraph 152, page 61.

† Page 69 of Minutes of 31st Session.

129. The Chief Alkali has visited and inspected all Alkali's Courts during the year and there is no doubt that this regular personal scrutiny of their work and records has a wholesome effect.

Dikwa.

130. There has been no change in the organisation of the Native Courts in the Dikwa Emirate, shown in paragraph 122 of the Report for 1934.*

131. Comparative figures of the cases dealt with by the Native Courts for the last five years are as follows:—

| | | | <i>Criminal.</i> | <i>Civil.</i> | <i>Total.</i> |
|------|-----|-----|------------------|---------------|---------------|
| 1933 | ... | ... | 625 | 1,206 | 1,831 |
| 1934 | ... | ... | 755 | 1,598 | 2,353 |
| 1935 | ... | ... | 821 | 2,085 | 2,906 |
| 1936 | ... | ... | 994 | 1,989 | 2,983 |
| 1937 | ... | ... | 1,858 | 1,467 | 3,325 |

The increase in Criminal cases is largely due to prosecutions for the evasion of *jangali*.

132. The details of criminal and civil cases tried by the Native Courts of the Northern Areas are given in the appended tables. These show, as desired by Lord Hailey,† the percentage of cases in which the judgment was modified on review.

* Colonial No. 108, page 45.

† Minutes of 31st Session, page 69.

NATIVE COURT CASES.—Northern Areas.

| Area. | Court and Grade. | Summary of Criminal Cases. | | | | | | | | | | | | | | Summary of Numbers of Persons Charged. | | | |
|-------------------|-------------------------------|----------------------------|---------------------|-----------------------|-------|-----------------------------------|-------------------------------------|--|-------------------------------|----------------------------------|-----------------------------|--|---|-----------------|-----------------------|--|--------------------------|---|------------------------|
| | | Homicide. | Attempted Homicide. | Wounding and Assault. | Rape. | Robbery, Stealing, Burglary, etc. | Theft of Livestock or Farm Produce. | Offences against morality other than adultery. | Malicious injury to Property. | Abuse of office, Extortion, etc. | Offences against the Peace. | Offences against Native Revenue Ordinance. | Offences against Rules or Orders of a Native Authority. | Other Offences. | Total criminal cases. | Total persons convicted. | Total persons acquitted. | Total transferred to Protectorate Courts. | Total persons charged. |
| Kentu | ... 3 "D" (Limited) Grade. | — | — | 2 | — | 1 | — | — | — | — | — | — | — | 18 | 33 | 2 | 1 | 36 | |
| Adamawa Districts | ... 4 "B" (Limited) Grade. | — | — | 475 | — | 347 | 164 | 1 | — | — | — | — | 94 | 1,668 | 1,221 | 447 | — | 1,668 | |
| Dikwa | ... 5 "C" (Limited) Grade. | — | — | — | — | — | — | — | — | — | — | — | — | — | — | — | — | — | |
| | ... 1 "A" Grade. | — | — | — | — | — | — | — | — | — | — | — | — | — | — | — | — | — | |
| | ... 1 "A" Grade. | — | — | — | — | — | — | — | — | — | — | — | — | — | — | — | — | — | |
| | ... 3 "B" (Limited) Grade. | — | — | 153 | — | 329 | 22 | 4 | 9 | 8 | 37 | 117 | 10 | 1,847 | 1,624 | 239 | — | 1,863 | |
| | ... 1 "C" (Limited) Grade. | — | — | — | — | — | — | — | — | — | — | — | — | — | — | — | — | — | |
| | ... 1 "D" (Limited) Grade. | — | — | — | — | — | — | — | — | — | — | — | — | — | — | — | — | — | |
| Totals | ... | 4 | — | 630 | — | 677 | 186 | 5 | 10 | 51 | 313 | 260 | 136 | 3,533 | 2,878 | 688 | 1 | 3,567 | |

| Court. | Summary of Civil Cases. | | | | | | | | Adultery Cases. | | Total Cases. | | Punishments. | | | | | | | | | |
|-------------------------------------|---|----------------------------|--------------------|-----------------------|----------------------------|--------------|--------------------|--------|-----------------|--------|--|---|----------------------|--------------|---|---------------------|---------------|-------|-----------|--------------------|--------------------|----|
| | Matrimonial including Guardianship of children. | Debts and other contracts. | Land and Trespass. | Liberation of Slaves. | Administration of Estates. | Other Cases. | Total Civil Cases. | Civil. | Criminal. | Total. | Total Civil, Criminal, and Adultery Cases. | Percentage of Cases on which judgment modified on review. | Capital punishments. | Over 1 year. | Over 6 months and not exceeding 1 year. | 6 months and under. | Imprisonment. | Fine. | Whipping. | Other punishments. | Total punishments. | |
| <i>Kentua Area</i> —contd. | 39 | 32 | — | — | — | 8 | 79 | 6 | 8 | 14 | 111 | 1·8 | — | — | — | 3 | — | 30 | — | — | — | 33 |
| <i>Adamawa Districts</i> —contd. | 802 | 554 | — | — | 237 | 330 | 1,923 | — | 48 | 48 | 3,639 | — | — | 11 | 8 | 298 | — | 886 | 56 | 20 | 1,279 | |
| <i>Dikwa</i> —contd. ... | 414 | 472 | 46 | — | 413 | 122 | 1,467 | — | 11 | 11 | 3,325 | 0·5 | — | 17 | 48 | 101 | — | 1,465 | 12 | 2 | 1,645 | |
| Totals ... | 1,255 | 1,058 | 46 | — | 650 | 460 | 3,469 | 6 | 67 | 73 | 7,075 | 0·27 | — | 28 | 56 | 402 | — | 2,381 | 68 | 22 | 2,957 | |

X.—POLICE AND PRISONS.

(i) Police.

CAMEROONS PROVINCE.

133. The strength of the provincial force of the Nigeria Police is one European Superintendent (previously called a Commissioner), one African Inspector, one clerk, one Pay and Quartermaster, one Armourer and 132 other ranks. This is the same as in 1936, and excludes the Eastern Frontier Preventive Service, details of which have been given in Chapter VII. The force was distributed as follows:—

| | | |
|----------|-----|--|
| Buea | ... | 50 officers, non-commissioned officers, men and staff. |
| Victoria | ... | 24 including one African Inspector, non-commissioned officers and men. |
| Kumba | ... | 17 non-commissioned officers and men. |
| Mamfe | ... | 20 non-commissioned officers and men. |
| Bamenda | ... | 26 non-commissioned officers and men. |
| Total | ... | 137 |

134. Of the 136 African members of the force, 121 are natives of the mandated territory and the remaining 15 natives of Nigeria. The discipline of the Nigeria Police has been good and the relations between them and the public altogether satisfactory.

135. In the Bamenda Division there are 54 native administration police under the control of the native authorities. They are not a disciplined force nor, of course, do they carry arms, and their uniform is entirely different from that of the Nigeria Police; in fact it is somewhat flattering to call them "police" at all: their opposite numbers in the eastern provinces of Nigeria are generally given the less high-sounding title of native court messengers, which is a better description of their duties.

136. Only four cases connected with illicitly distilled spirits were brought before the courts as against nine in 1936. Most of the liquor is believed to be distilled in the Calabar Province and brought into the Cameroons by way of the creeks, while a good deal is no doubt distilled in the Fishtowns area itself. The European Superintendent was unfortunately not able to visit that district.

137. The Government has been giving close attention to counterfeit coining, which has occasioned a good deal of concern in Nigeria and gives some evidence of spreading into the Cameroons. One case was brought before the courts in 1936 and four in 1937, all the coins proving to have been introduced

from Nigeria. Some of the coins were so well made that ignorant people could not be expected to detect them. A new coinage has been designed which is claimed to be impossible to counterfeit without elaborate machinery. It will take some years to withdraw the existing currency, which can easily be cast in moulds.

NORTHERN AREAS.

138. The detachments of the Nigeria Police in the northern areas were maintained as at the end of the preceding year,* that is to say 20 in Dikwa and 20 (after the southern escort had been withdrawn) in the Adamawa Districts. They were not employed at all in the Kentu area, nor are there any native administration police there: if a chief wants any minor police work done he has certain followers to whom custom has assigned the duty. In the southern Adamawa Districts a small escort accompanied the administrative officer on his yearly visit to the Alantika mountains but that was the only time that the Nigeria police were used there. In Dikwa as usual the detachment provided escorts for the touring officer in the hill districts. Health and discipline have been good among the men, but one constable of the Dikwa detachment died in February.

139. There is nothing special to report in connection with the Adamawa and Dikwa native administration police forces, except that in Dikwa the ground was prepared for establishing a more highly trained force, picked from the best of the men now serving and the most promising recruits. The mounted patrols on the slave routes were kept up.

(ii) Prisons.

CAMEROONS PROVINCE.

140. There are four Government prisons in the Cameroons Province, at Buea, Kumba, Mamfe and Bamenda. At Buea, Mamfe and Bamenda prisoners may be detained up to two years, while at Kumba only prisoners serving sentences up to six months are kept. Attached to the Kumba prison is a lunatic asylum with accommodation for six inmates. Prisoners are employed mainly on grass cutting and general sanitary work. The average totals of prisoners for the last five years are as follows:—

| <i>Prison</i> | <i>1933.</i> | <i>1934.</i> | <i>1935.</i> | <i>1936.</i> | <i>1937.</i> |
|---------------|--------------|--------------|--------------|--------------|--------------|
| Buea ... | 119·65 | 106·66 | 113·10 | 98·10 | 86·06 |
| Kumba ... | 143·75 | 136·02 | 71·06 | 58·18 | 56·89 |
| Mamfe ... | 98·46 | 91·85 | 54·88 | 54·19 | 40·59 |
| Bamenda ... | 112·7 | 139·39 | 104·99 | 157·22 | 175·97 |
| Totals ... | 474·56 | 473·92 | 344·03 | 367·69 | 359·51 |

* Colonial No. 131, paragraph 167, page 67.

The high average in Bamenda Prison is due to the people mentioned in last year's report* as having been gaoled for assault and affray during 1936. There were actually fewer admissions in 1937 than in 1936.

141. The prisons are visited regularly by Government Medical Officers and by the prison visiting committees. These committees are appointed yearly and have as members a number of non-officials, mostly missionaries. They hear complaints made by prisoners and make recommendations to the authorities regarding the conduct of the prison.

142. The general health of the prisoners has been better than usual though the death rate is considerably above the average. The following medical statistics are given in respect of each prison:—

| <i>Prison.</i> | <i>Daily average.</i> | <i>Number of prisoners excused hard labour on grounds of ill-health.</i> | <i>Removed to hospital.</i> | <i>Removed to infectious diseases hospital.</i> | <i>Deaths.</i> | <i>Death rate per 1,000.</i> |
|----------------|-----------------------|--|-----------------------------|---|----------------|------------------------------|
| Buea ... | 86.06 | 47 | 5 | — | 1 | 11.62 |
| Kumba ... | 56.89 | 26 | 8 | 6 | 6* | 105.47 |
| Mamfe ... | 40.59 | 38 | 36 | 1 | 2 | 49.27 |
| Bamenda ... | 175.97 | 132 | 58 | 74† | 12 | 68.2 |
| Total ... | 359.51 | 243 | 107 | 81 | 21 | 58.41 |
| Totals 1936 | 367.69 | 233‡ | 90 | 88 | 8 | 21.76 |
| Totals 1935 | 344.03 | 249‡ | Figures not available. | | 5 | 14.53 |

* Includes 5 lunatics.

† All chicken-pox.

‡ The figure (1,202) given on page 68 of the 1936 report included all who "reported sick," i.e., whether for illness or for minor cuts and bruises which required dressing.

The causes of death were as follows:—

Buea Prison—

1 suicide while under treatment for valvular disease of the heart.

Kumba Prison—

5 (lunatics) causes directly due to dementia.

1 strangulated hernia.

* Colonial No. 131, paragraph 170, page 68.

Mamfe Prison—

- 1 strangulated hernia.
- 1 dysentery.

Bamenda Prison—

- 1 asthenia.
- 1 tabes dorsalis and heart failure.
- 3 lobar pneumonia.
- 1 bronchial pneumonia.
- 1 septicaemia.
- 2 gastro-enteritis.
- 1 enteritis.
- 1 bronchitis.
- 1 convulsions.

The suicide in Buea prison was a woman who hanged herself.

143. All prisons in the mandated territory conform, as far as is practicable, to the standards required by the International Penal and Penitentiary Commission. The rebuilding of Bamenda prison referred to in paragraph 174 of the 1936 report* has been started with the construction of one association cell.

NORTHERN AREAS.

144. There are no Government prisons in the northern areas. Prisoners sentenced in the courts of the Protectorate serve their sentences, if not more than three months, in the lock-ups at the provincial headquarters, and if longer in the prisons at Jos or Lokoja; on release they are given subsistence for the journey home.

145. In Kentu there is no native administration prison either, sentences of imprisonment passed in the native courts being served in the prison at Wukari. There were only three such sentences in 1937.

146. For the Adamawa districts there are lock-ups at Mubi and Mayo Daga for short sentence prisoners (i.e., up to three months). Those with longer sentences are sent to the prison at Yola. Here prisoners are excellently fed and given very varied occupation. They are employed among other tasks on public works, sanitation and growing their own vegetables and cotton. The weaving industry which was mentioned in last year's report† is now firmly established and produces enough cloth for the entire needs of the prison. Perhaps the most interesting development is the sub-prison which is being built at Jimeta, some five miles from Yola, which will be equipped with electric light, pipe-borne water and all the latest sanitary arrangements. It is designed for first offenders and short-sentence prisoners, so that they may be segregated from recidivists and criminals with long sentences.

* Colonial No. 131, page 69.

† Colonial No. 131, paragraph 177, page 69.

147. The prisoners from the mandated areas of the province averaged 31.59. Their good health is shown in the average daily sick rate of 0.736 per thousand.

148. The Native Administration Prison at Dikwa and lock-ups at Gwoza and Ashigashiya were adequately maintained. A third lock-up at Bama was under construction at the end of the year. There were five deaths from pneumonia during the year, and the average daily sick rate was 1.9; but the health of the prisoners generally was good. The daily average was 134 prisoners.

XI.—DEFENCE OF THE TERRITORY.

149. No military force has been stationed or has operated in the mandated territory during the year. The detachment of the Nigeria Regiment of the Royal West African Frontier Force previously stationed at Calabar has been transferred to Enugu, the headquarters of the Southern Provinces of Nigeria.

150. H.M.S. *Penzance* and H.M.S. *Rochester* of the Africa station visited Victoria from the 14th to the 21st of June, 1937, and from the 14th to the 21st of December, 1937, respectively.

XII.—ARMS AND AMMUNITION.

151. The Arms Ordinance (Chapter 132 of the Laws of Nigeria) is enforced throughout the territory. Licences to repair dane guns were issued to eleven natives in the Cameroons Province, and 34 Africans of good standing and character in the Cameroons Province and two members of the Emir's Council at Dikwa were given permission to take out licences to carry shot-guns. It is a sign of position and dignity in Bornu and Dikwa to be possessed of a shot-gun: this is usually carried behind his master by a servant on occasions of any importance.

152. The imports by private individuals of arms and ammunition for the last five years have been as follows:—

| Year. | Arms. | | | | Ammunition. | | | |
|-------|-----------|---------|------------|-----------|-------------|--------|-----------|-------------------|
| | Revolvers | Rifles. | Shot-guns. | Cap-guns. | Revolver. | Rifle. | Shot-gun. | Per-cussion caps. |
| 1933 | 15 | 14 | 20 | 1 | 830 | 3,832 | 9,847 | — |
| 1934 | 7 | 12 | 17 | 2 | 1,524 | 3,309 | 21,405 | — |
| 1935 | 11 | 14 | 20 | 3 | 449 | 3,418 | 11,363 | — |
| 1936 | 18 | 23 | 24 | 48 | 5,730 | 4,976 | 13,430 | 25,000 |
| 1937 | 16 | 23 | 33 | 57 | 860 | 3,759 | 23,155 | 15,800 |

153. The following are particulars of arms licensed during 1937:—

| | | | | <i>New issues.</i> | <i>Renewals and transfers.</i> |
|-------------------|-----|-----|-----|--------------------|--------------------------------|
| <i>Revolvers—</i> | | | | | |
| Europeans ... | ... | ... | ... | 25 | 46 |
| Africans ... | ... | ... | ... | — | — |
| <i>Rifles—</i> | | | | | |
| Europeans ... | ... | ... | ... | 33 | 80 |
| Africans ... | ... | ... | ... | — | 6 |
| <i>Shot-Guns—</i> | | | | | |
| Europeans ... | ... | ... | ... | 15 | 61 |
| Africans ... | ... | ... | ... | 40 | 196 |
| <i>Cap-Guns—</i> | | | | | |
| Africans ... | ... | ... | ... | 63 | 2 |

XIII.—SOCIAL, MORAL AND MATERIAL CONDITION OF THE NATIVES.

Cameroons Province.

154. The moral and social condition of the natives varies but little from year to year and change is barely perceptible. What change there is is most noticeable where trade and other contacts with the outside world bring in new ideas. The Victoria and Kumba Divisions are the most progressive in this sense, but even there it would be rash to generalise about the changes in society or morals. Tendencies can be noted from time to time, but more often incidents are isolated and the observer can only record them and draw his own conclusions, leaving his readers to do the same.

155. One tendency that has been observed in the southern part of the province is for native dances to disappear. They seem to have been of two kinds, those danced for sheer enjoyment or to provide a spectacle, and those that have some religious foundation. The missions frown on both. It is true that many of the religious dances may encourage "immorality" in the sense of sexual promiscuity, for they are frankly sexual in gesture and have the cult of fertility as their foundation. In the Victoria and Kumba Divisions dancing is yielding pride of place to the native court as the premier theatrical entertainment. Here volubility and not too strict adherence to the truth in order to make the best of a bad case are much admired and the conclusion of a case is the signal for an animated discussion among spectators, apparently of the histrionic ability of the actors.

156. Football is popular, both in schools and among the detribalised Africans, but it cannot oust wrestling from its favour among the simpler villagers. Here is a form of sport of vigorous native growth. Inter-village wrestling matches were evolved by the natives themselves long before Europeans set foot in the country and the contests still arouse their old interest and excitement.

157. There is scarcely a village in Victoria and Kumba Divisions that has not got its "stranger" settlement, trading in European wares from cowboy hats and frying pans to sewing machines and bicycles; and even in the most outlying villages it is often possible to buy such commodities as kerosene, soap, matches and cigarettes. The men all wear European clothes of some sort, generally a pair of khaki shorts or a cloth surmounted by a singlet. The latest fashion amongst some of the dandies is a dinner jacket for day-time wear. Many of the women too have adopted frocks and hats and gaudy coloured combs, while the hair is dressed in the semblance of a "shingle"; artificial silk stockings and high-heeled shoes are not uncommonly seen. The new fashions reflect a changed outlook on life: they seem to be, though probably unconsciously, the outward sign of emancipation from some of the older customs. Especially is this so among the women, who are ceasing to tolerate the old marriage system. In former days they were betrothed in infancy to a man chosen by their parents, who paid the bride-price in instalments spread over the many years of the engagement, and they could not break the engagement or get a divorce unless either their parents or the husband consented to such a step. Now the women are learning to put a new value on themselves and many insist on a Christian marriage. Others assert their right to choose their own husbands, while the bridegrooms more and more often pay the bride-price in a lump sum when the girl is grown up and marry her at once without the old-fashioned long engagement. A woman too can secure a divorce by refunding the bride-price herself.

158. In contrast with Victoria and Kumba, Mamfe and Bamenda present a different picture. Here no radical changes in the social and moral conditions of the natives are perceptible. The people are the most primitive in the Province and their ancient religion still colours their whole life. Christianity is spreading but has not yet rid them of the fear of the unknown or of their faith in the power hidden in juju, spirits and the like. A juju may reside in almost any tangible object, a wooden figure, a tree, shrub, or bowl with medicine in it. There are clan jujus, village jujus, family and even personal jujus. There are jujus to bless everything in life: for hunting, farming, or to bring fertility to women. The hold these beliefs have on the people and the extent to which they must be taken into account by an administrative officer may perhaps be illustrated by an incident that occurred in the Assumbo district. A large deputation from various villages, all of one clan, came to see the District Officer. Their spokesman began:—

"Near the foot of Atu mountain in a clearing of the forest is the shrine of Ate Bobo. Near this shrine, as is absolutely necessary, the priest of the juju lives and has

his farms. The other day the Forest Guard visited his village and said that his farms were inside the Forest Reserve and that the priest was liable to a fine and in any case must move his present farms."

The District Officer pointed out that the reserve was demarcated three years before and reminded the people that at the time they were asked what areas they wished set aside for farming and other purposes.

"The matter fell out most unfortunately," replied the spokesman. "At the time that the white man marked off the reserve, it happened that the priest was away in a village called Balinge in the Obudu District and we forgot to reserve a place for his farm."

"Has the priest then been farming inside the reserve for three years? Should not the matter have been reported to me before?"

"No," said the spokesman. "The priest's visit to Balinge was not a temporary one. He was away all these three years and has only recently returned and cleared the farms. You see, two of his children had died here and he had said that the place was accursed and he would live with us no longer, but at Balinge. Now this juju brings fertility to our women and ever since the priest moved to Balinge practically no children have been born in the clan. We sent deputations to him repeatedly and begged him to return but until recently he resisted our entreaties. At last we have prevailed on him to come back and he has once more blessed and propitiated the neglected juju, with the result that our women are bearing children again. If our priest is not allowed to farm here he will surely return to Balinge and our whole clan will die out."

"Can you not move the juju outside the Forest Reserve?" asked the District Officer.

"No. It has been here from time immemorial. It was put here by our ancestors and to move it would anger the juju and the spirits of our ancestors, and bring about consequences that we do not even dare to contemplate. And this is not all, for there is near the shrine a sacred lake. At the time of blessing barren women come to the priest and he fills his mouth with the lake water and spits it over them and then they are no longer barren."

The upshot was that ten or twelve acres are to be reserved for the priest to farm.

159. Investigations have been carried out in Bamenda into some of the archaeological remains mentioned in paragraph 41 of the last report.* There have been, evidently, at least two

* Colonial No. 131, page 20.

cultures before the existing one. A number of stone implements have been found whose forms and technique are similar to those found at Itu on the Cross River. The material used in the Bamenda Division is a hard blue crystalline basalt, while that used at Itu is a hard quartzite. The known stone implements most resembling these are those described as "Tumbien." Early types such as *coup-de-poing* are also found and recently when a number of pots revealed in a road cutting were excavated, there was found part of what appears to have been a polished stone pestle. This implement belongs to the later megalithic culture of which there are many signs throughout the Division. At Banso in the Fon's compound there is evidence of megalithic culture in carved slabs in the stone mosaic floor. Some of the articles that have been found, much weathered and patinated, suggest great age, but apparently the stone age persisted until not very long ago. About 800 specimens have been classed as palaeolithic while only two polished stone axes suggest a neolithic culture. The inference has been drawn that the neolithic age came in almost simultaneously with the iron age. Iron is still smelted in the district and converted by local blacksmiths into knives and tools.

160. Count de Penha Garcia asked* whether any steps had been taken to form a museum to safeguard prehistoric remains. The Nigerian Field Society, an unofficial body with interests extending over Nigeria and the mandated territory, has for some time been considering whether a museum can be started, probably in Lagos, to include ethnographical and historical as well as other exhibits. The Government has taken no active part in the discussions up to date but will readily encourage any practicable scheme of the kind that may be suggested.

161. Turning to material prosperity, a fall in cocoa prices has hit the people of the Victoria and Kumba Divisions, but they made sufficient profits in 1936 and the early part of 1937 to replenish their reserves, and they still have an air of prosperity. Moreover, more cocoa has been sold than in the previous year and even at the lower price a lot of money has flowed into the district. There is a danger in the Kumba Division when cocoa is booming of food crops being neglected in its favour. With the difficulty of communications this might even lead to a famine, so it is really all to the good that the price has not remained at such a level as to seduce the farmers from the growing of foodstuffs.

162. Palm oil and kernels and rubber have also declined in price, bananas alone of the export crops maintaining their level, but as these are grown mostly on European-managed plantations fluctuation in their price does not affect the natives as directly as in that of cocoa. Indirectly, however, the villages

* Minutes of the 31st Session, page 74.

depend on the prosperity of the plantations, for though the local natives are not sought after for employment as labourers, it is in the plantations that they find the best market for their food crops, so that increased employment brings them more wealth.

163. Some of the native authorities are beginning to realise that the people's health is menaced so long as the villages remain insanitary and have made by-laws to remedy some of the worst conditions. Educational and administrative officers do what they can to teach the value of hygiene but it is a truth which the people are slow to learn. The clinics at Buea and Kake, and to a lesser degree the dispensaries elsewhere, continue to do excellent work in child welfare.

Northern Areas.

164. In the northern areas in general and in parts of Bamenda the people are enjoying increasingly the benefits of peace and the delights of freedom. The time has not yet come when the danger of occasional outbreaks can be discounted, but anyone who had the temerity to travel the length and breadth of the area 20 years ago would be astonished if he could see it to-day. The people of Kentu devote themselves to farming, fishing in the Donga river and its tributaries and hunting. They carry the produce of their palm trees to the markets of Takum and Donga, journeys of 40 and 60 miles, or even farther, and bring back cash or goods in exchange. Equally free from the fear of molestation, the traders in kola nuts pass northwards from Bamenda with their valuable loads borne on the head or by long strings of donkeys, and return with salt. And the travelling dispensary attendant goes to and fro in the district in unabated popularity.

165. In the southern area of the Adamawa Districts the touring officer no longer needs an escort except in the Alantika hills.

166. Dikwa, too, reflects the spread of law and order, and more and more hill-men settle and farm in the valleys and plains or engage as labourers in and around the towns. The chapters on education and public health describe some of the social services which are being introduced.

167. The farmers had an unlucky year. The rains were not very good, and just before the corn was harvested locusts appeared and did a good deal of damage. Finally, to crown all, groundnuts, the staple money-earning crop, suffered a serious fall in price.

Slavery.

168. There was only one case of child stealing in the Cameroons Province. The culprit, a woman, was an adherent of the Roman Catholic Mission and took her small girl cousin to live with her in the mission compound and refused to return

her to her parents until a court messenger arrived to demand that she be given up. She was prosecuted and fined £15 with a sentence of five months imprisonment in default. In Kentu and the Adamawa Districts no cases came to light, and only one in Dikwa. A small Fulani girl was captured in French territory where her parents were grazing their cattle. They reported the incident and the French authorities, who had been asked to help, succeeded in recovering the child. There were two other cases of enslaving in Dikwa Division. The British and French authorities were still investigating one which was discovered at the end of the year. The other concerned a pagan girl whom a man in the Woloje district had held in domestic slavery. On his death she ran away and put herself under the protection of the District Head of Gulumba; she asked to be allowed to stay in his household and was allowed to do so provisionally.

XIV.—LABOUR.

General.

169. The Government and native administrations do not recruit or engage labour for private employers. Employment is by daily contract throughout the mandated territory. At times there has been a shortage of labour in the Kumba Division but on the whole the supply has been up to the demand.

Labour on the Plantations.

170. The banana plantations have again employed more men but the cocoa, rubber and palm plantations rather fewer. The net increase was nearly fifteen hundred* over the year before, the total in 1937 being 19,590, of whom 86 per cent. are natives of the Cameroons and 71 per cent. of the territory under British mandate, a substantial increase.†

171. Seventy-three accidents were reported, eleven of which were fatal. In 31 cases enquiries were held and in all except two of these compensation, which ranged from ten shillings to £25, was awarded. In 27 cases the injuries left no permanent disability, and the victims of the remaining 15 were still in hospital at the end of the year and the enquiries were deferred until they should be available to give their evidence. Most of the accidents were caused by falling trees, while some occurred on the plantation light railways.

172. Mr. Weaver asked‡ what a permanent labourer was and whether he was divorced from his home area—that is to say

* Exact figures for the last six years, including timber concessions, are:—

| | | | | | | | |
|------|-----|-----|--------|------|-----|-----|--------|
| 1932 | ... | ... | 10,394 | 1935 | ... | ... | 15,691 |
| 1933 | ... | ... | 10,123 | 1936 | ... | ... | 18,120 |
| 1934 | ... | ... | 12,417 | 1937 | ... | ... | 19,590 |

† Tables showing the labourers' tribes are given in Appendix VII.

‡ Minutes of 31st Session, page 72.

detribalised. A certain number of employees, less than 5 per cent. and usually old servants of the firms who have risen to a position of trust, have become detribalised, that is to say they regard the plantation as their home and on retirement generally settle in some cosmopolitan centre like Victoria where the conditions are what they have grown used to and where they have acquired local associations. Most of this class are married and their wives and families live with them. Another class of labourer has worked for a plantation for a number of years but goes home every year, usually at Christmas, returning in due course to the same plantation. These two classes are described as "permanent." A third class consists of casual labourers either working for some time and then going home or else working a few months on one plantation and a few months on another. This class includes bad characters who tend to settle on the outskirts of native villages and often fill in their time when unemployed by petty thieving. The majority of the last two classes are unmarried: in fact the principal incentive to come and work on the plantations is to accumulate wealth towards a bride-price. Once this ambition is achieved they return to their homes and settle down with their families, unless they have acquired a taste for plantation work. Labourers like having their wives with them: their comfort is increased and their houses are looked after and in particular they find a meal ready at the end of the day's work. But often the wives stay at home, to give birth to a child or to keep the farm going or just because they will not face the hazards of travel. The plantation companies prefer their labourers to bring their wives with them as it tends to make them stay.

173. During the year all the plantations were inspected by administrative officers: particulars will be found in Appendix III. Such complaints as were received were of a trivial nature, and the labourers appear contented and well fed. The manager of the United Africa Company's estate at Ndian is most enterprising. Here the labour camp is something of a model village: the manager has built a concert hall and school on the estate for the benefit of his labourers and their children; the Native Administration is supplying a teacher and it is hoped to open this school in the new year. The manager also intimates that he hopes to be able to secure special educational cinematograph films as an additional feature in the school.

174. The Commission asked* for more details of the practice of paying part of the labourers' wages in credit notes on the company's stores. The matter was investigated by the administrative officers and by the Chief Commissioner of the Southern Provinces himself when he visited the Cameroons in October. The reasons for the system are two-fold: first, the difficulty

* Minutes of 31st Session, pages 71 and 191.

which the German firms have in obtaining currency and, secondly, the convenience of the labourers. That the first is not the only reason is proved by the fact that the British firms, which have no currency difficulties, have adopted it.

175. For many years the practice has been for the majority of the plantation labourers to be paid partly by food rations, partly in cash and partly by credit on the company's store. The food ration, which is about a third of the total wages, is an arrangement which suits both parties and with which no fault can be found as there are not markets available for most of the labourers to buy their own food; most of the plantations have to set aside part of their land for growing foodstuffs to feed their men.

176. As regards the credit notes, although wages are at daily rates it is customary to pay them at the end of each month and it appears that the labourers often wish to buy goods before payday. The companies are not willing to advance cash, though in exceptional circumstances such as a marriage or a funeral they may sometimes do so. They represent, justly enough, that they cannot be expected to complicate their accounts by making small advances of cash which may be spent in another firm's store to the profit of the other firm. Instead they give credit notes (or "trust books" as they are called) on their own stores and recoup themselves in stores' profits for the extra accounting expenditure. In no case will they give credit beyond the amount which the labourer has earned up to the time when the advance is given. The German firms, which find it difficult to obtain sterling (to which the local currency is linked), naturally encourage their labourers to seek these advances. The Holtfoth Plantation, which cultivates bananas exclusively and, trading with Germany alone, has the greatest difficulty in obtaining currency, used to encourage the practice to the extent of paying off in cash, but declining to offer re-engagement to, any labourer who would not take as much as one-third of his wages in credit notes.

177. The Administration considers the practice unobjectionable provided that the prices charged by the stores are fair, that there is no compulsion to take trust books instead of cash and that the labourer cannot be tied to the plantation by debt. As regards the first point, the prices of the plantation stores have been examined and are, with minor variations above and below, the same as those of the mercantile firms and the local markets. It had been alleged that in some plantation stores higher prices were charged to trust book customers than to those who paid cash. That allegation has been further investigated with the result that, although higher prices were formerly charged to trust book customers the practice has now been discontinued.

With regard to the question of compulsion, all labourers know before they engage the custom of each particular plantation about trust books. If any pressure such as might tend to abuse were put on a labourer to take these books, that plantation would not get any labourers. On the Holtfoth plantation 75 per cent. of the labourers, a higher proportion than almost anywhere, are permanent, which proves that they have no real objection to the practice there; the recent investigations show that on this plantation as elsewhere the acceptance of credit is now no longer compulsory. The trust book system cannot land the labourers in debt since no firm will give them credit beyond the limit of the wages already earned. On the contrary it probably saves many of them from the clutches of local money-lenders.

178. When the Cameroons was under German administration the system of credit notes was forbidden, but of course no exchange difficulty then existed. In all the circumstances it does not appear that any objection need be taken to the practice obtaining to-day; a constant and vigilant watch will, however, be kept against abuse.

Health on Plantations.

179. There have been many developments with regard to health. The Deputy Director of the Health Service on two occasions visited the Cameroons Province with the object of coming to an agreement with the plantation managers on the housing of labourers and the general sanitary condition of the plantations. It was eventually agreed that the plantations should undertake a programme of rebuilding spread over an indefinite number of years and that they should submit each year a schedule of the work to be done during the next. Schedules for 1937 and 1938 were submitted and were approved by the medical department. Only three plantations carried out their programmes completely; others began work but had not finished it by the end of the year; one or two have not even begun. In a way this was not unexpected. Some plantations have been experimenting on materials for houses, and two plantations had decided to use a material which the medical authorities later pronounced unsatisfactory; others have found it impossible to obtain skilled labour as all the plantations wanted builders at the same time; the fall in produce prices must also have affected the rebuilding programme. In December the Director of Medical Services visited the Cameroons and expressed to the managers his disappointment that so little progress had been made. They then agreed to finish the 1937 programme by June, 1938, and to start the 1938 programme at the same time unless special circumstances on individual plantations made it impossible. It was agreed too that each October

the next year's programme would be submitted, since by that time the managers would be in a position to say what they would be able to do during the coming year.

180. A Medical Officer of Health was posted to the province in July and he and the Sanitary Superintendent have made inspections of the plantations throughout the year. The camps fall far short of the ideal but they were found to be clean and well kept. Water supplies are often unsatisfactory and must be improved along with the general sanitation of the camps.

181. The health of the labourers has been good on the whole and the medical facilities adequate. Almost all plantations have their own hospitals or dressing stations or have a working arrangement with another plantation; serious cases are if possible dealt with in the central hospitals at Victoria, Tiko and Kumba. The hospitals have enough beds and are practically all in fairly good condition and well equipped; they have three European doctors and a number of European and African dressers to look after them. A new hospital on an approved plan is being built by the African Fruit Company at Tiko and should prove a great asset.

182. The following table shows the existing provision for medical treatment:—

| Name of Estate. | Doctor whose services are retained. | Euro- pean Dressers. | African Staff. | | Hospi- tals. | Beds. | Isola- tion wards. | Average No. of labourers em- ployed. | No. of deaths. | No. of in- patients. | No. of out- patients. |
|--|--|----------------------------|------------------|-----------|-----------------|-------|--------------------------|--|----------------------|-------------------------------|--------------------------------|
| | | | Dis- pensers. | Dressers. | | | | | | | |
| West African Plantation Company— | | | | | | | | | | | |
| Victoria ... | | | | | | | | | | | |
| Molyko ... | Dr. H. Graf ... | 1 | — | 11 | 5 | 127 | 3 | 3,331 | 26 | 1,251 | 32,184 |
| Missellele ... | | | | | | | | | | | |
| Bimbia ... | | | | | | | | | | | |
| Molive Plantation Com- pany. | Dr. H. Polano ... | 1 | — | 4 | 1 | 34 | 1 | 1,940 | 18 | 507 | 17,486 |
| Holtfoth Plantations— | | | | | | | | | | | |
| Njoke ... | | | | | | | | | | | |
| Holtfoth ... | Dr. H. Pauli-Magnus | — | — | 1 | 1 | 17 | — | 473 | 4 | 124 | 2,647 |
| Rochricht ... | | | | | | | | | | | |
| Steinhausen ... | | | | | | | | | | | |
| Oechelhausen Plantation | do. | — | — | 1 | 1 | 6 | 1 | 91 | 1 | 21 | 212 |
| African Fruit Company | do. | — | — | 4 | 1 | 35 | 1 | 2,307 | 17 | 592 | 8,924 |
| Debundscha Plantation | do. | — | — | 1 | 1 | 5 | 1 | 199 | 1 | 41 | 353 |
| Bibundi Plantation Com- pany— | | | | | | | | | | | |
| Bibundi ... | | | | | | | | | | | |
| Isongo ... | | | | | | | | | | | |
| Mokundange ... | | | | | | | | | | | |
| Ombe Plantation | do. | — | — | 3 | 1 | 26 | 1 | 1,215 | 7 | 378 | 1,820 |
| “Likomba” Kamerun Bananen Gesellschaft, A.G., Likomba. | | | | | | | | | | | |
| Isobi Plantation | do. | — | — | 1 | 1 | 3 | 1 | 120 | — | 14 | 413 |
| N. V. Handelsmaat- schappij “Decoba” | Dr. H. Graf ... | 1 | — | — | 1 | 34 | 1 | 2,345 | 19 | 600 | 5,451 |
| Ekona-Mpundu ... | do. | — | — | 1 | — | — | — | 178 | — | 155 | 535 |
| Meanja ... | | | | | | | | | | | |
| Idenau Estate ... | Dr. H. Polano ... | 1 | — | 2 | 1 | 36 | 1 | 2,510 | 7 | 792 | 2,482 |
| Bwenga Plantation ... | Government Medi- cal Officer, Victoria do. | — | — | 2 | 1 | 36 | 1 | 201 | 1 | 13 | 333 |
| | | — | — | 1 | 1 | 8 | 1 | 320 | 1 | 264 | 558 |

MEDICAL ARRANGEMENTS: KUMBA DIVISION.

| Name of Plantation. | Doctor whose services are retained. | Euro- pean Dressers. | African Staff. | | Hospital. | Beds. | Isola- tion wards. | Average No. of labour- ers em- ployed. | No. of deaths. | No. of in- patients. | No. of out- patients. |
|---|--------------------------------------|----------------------------|------------------|-----------|-----------|-------|--------------------------|--|----------------------|----------------------------|-----------------------------|
| | | | Dis- pensers. | Dressers. | | | | | | | |
| United Africa Co., Ndian | Government Medical Officer, Calabar. | — | — | 3 | 1 | 17 | 1 | 700 | 7 | 165 | 804 |
| Gesellschaft Sued Kamerun Ikassa. | Government Medical Officer, Kumba. | — | — | 2 | 1 | 12 | 1 | 347 | — | 167 | 1,374 |
| Deutsch Westafrika- nische Handels- gesellschaft, Mbonge. | do. | — | — | 3 | 1 | 12 | 1 | 1,224 | 6 | 755 | 15,564 |
| Bai Estate ... | do. | — | — | 1 | 1 | 12 | 1 | 350 | — | 12 | 473 |
| Scheitlin's Estate, Tombel | do. | — | — | — | — | — | — | 21 | — | — | — |
| Cie Generale de l'Equa- teur, Etam. | do. | — | — | — | — | — | — | 260 | — | 26 | 20 |
| Kamerun Kautschuk Compagnie Mukonje. | Dr. H. Polano ... | — | — | 3 | 1 | 30 | 1 | 671 | 12 | 397 | 3,228 |
| Kamerun Eisenbahn Gesellschaft, Tombel... | do. | — | — | 2 | 1 | 15 | 1 | 787 | 2 | 275 | 4,703 |

183. The following table gives mortality and morbidity rates on the plantations:—

MORBIDITY AND MORTALITY STATISTICS.

| | VICTORIA DIVISION. | | | | | | | | | | | | | | | | | | | | KUMDA DIVISION. | | | | | | | | | | | | | | | | | |
|---|--------------------|--------------|--------------------|--------------|----------------------|--------------|--------------------------|--------------|------------------------|--------------|------------------------|--------------|---------------------|--------------|----------------------|--------------|------------------|--------------|-------------------|--------------|-----------------|--------------------|-------------------|------------------|--------------|-----------------|--------------|------------------------------|-----------------------------------|---------------------------|-------------------|------------------|------------------|---------|--------------|---------|--------------|---------|
| | W. A. P. V. | | Msiwre Plantation. | | Holfobh Plantations. | | Oeckellansen Plantation. | | African Fruit Company. | | Debandzoha Plantation. | | Bibonds Plantation. | | Likonsha Plantation. | | Ombe Plantation. | | Ekona Plantation. | | Idenanu Estate. | Bwanga Plantation. | Isobh Plantation. | D.W. H. Mboongé. | | U. A. C. Ndian. | | Bat Rubber and Cocoa Estate. | Cie Generale de l'Equateur, Etam. | Scharifin Estate, Tombel. | K. K. C. Mahomje. | K. E. G. Tombel. | G. S. K. Ihassa. | | | | | |
| | Deaths. | In-patients. | Deaths. | In-patients. | Deaths. | In-patients. | Deaths. | In-patients. | Deaths. | In-patients. | Deaths. | In-patients. | Deaths. | In-patients. | Deaths. | In-patients. | Deaths. | In-patients. | Deaths. | In-patients. | | | | Deaths. | In-patients. | Deaths. | In-patients. | | | | | | | Deaths. | In-patients. | Deaths. | In-patients. | Deaths. |
| Malaria | 87 | 56 | 1 | 7 | 1 | 24 | 7 | 2 | 27 | 1 | 77 | 1 | 40 | 29 | 34 | 1 | 3 | 2 | 19 | 1 | | | | | | | | | | | | | | | | | | |
| Measles | 19 | 23 | 2 | | 1 | 1 | 1 | 1 | 10 | 34 | | | | 7 | | | | | | | | | | | | | | | | | | | | | | | | |
| Dysentery | 2 | 6 | | | | | | | | 3 | | | | 2 | | | | | | | | | | | | | | | | | | | | | | | | |
| Leprosy | 14 | 1 | | | | 111 | | | 5 | 15 | | 2 | | | | | | | 1 | | | | | | | | | | | | | | | | | | | |
| Elephantiasis | 21 | 17 | 1 | | | 3 | | 5 | 3 | 8 | | | 4 | | | | | | | | | | | | | | | | | | | | | | | | | |
| Small-pox | 1 | 8 | | | | 9 | | | | | | | | | | | | | 1 | | | | | | | | | | | | | | | | | | | |
| Yaws | 1 | 2 | 1 | 1 | | 3 | | | | | 1 | 2 | | | | | | | | | | | | | | | | | | | | | | | | | | |
| Chicken-pox | 1 | 6 | 1 | 2 | | | | | | | 17 | | | | | | | | | | | | | | | | | | | | | | | | | | | |
| Tuberculosis | 58 | 20 | 3 | 2 | 22 | 3 | 1 | 12 | 27 | 16 | | | | | | | | | | | | | | | | | | | | | | | | | | | | |
| Syphilis | 97 | 36 | 11 | 2 | 34 | 4 | 1 | 27 | 16 | 2 | | | | | | | | | | | | | | | | | | | | | | | | | | | | |
| Gonorrhoea | 4 | 4 | | | | | | | | | | | | | | | | | | | | | | | | | | | | | | | | | | | | |
| Rheumatism | 1 | 3 | | | | | | | | | 2 | 3 | | | | | | | | | | | | | | | | | | | | | | | | | | |
| Apoplexy | 7 | 4 | | | | | | | | | 1 | | | | | | | | | | | | | | | | | | | | | | | | | | | |
| Nervous Diseases | 9 | 7 | | | | | | | | | 3 | | | | | | | | | | | | | | | | | | | | | | | | | | | |
| Diseases of Eye | 2 | 1 | | | | | | | | | 4 | 6 | | | | | | | | | | | | | | | | | | | | | | | | | | |
| Diseases of Ear | 1 | 2 | 1 | | | | | | | | 4 | 6 | | | | | | | | | | | | | | | | | | | | | | | | | | |
| Diseases of Heart | 11 | | | | | | | | | | 1 | | | | | | | | | | | | | | | | | | | | | | | | | | | |
| Diseases of Nose, Mouth and Throat | 17 | 7 | | | | | | | | | 1 | | | | | | | | | | | | | | | | | | | | | | | | | | | |
| Diseases of Lymphatic glands | 122 | 31 | 8 | 4 | 30 | 2 | | | 13 | 12 | | | | | | | | | | | | | | | | | | | | | | | | | | | | |
| Bronchitis | 7 | 25 | 8 | 31 | 3 | 18 | | 15 | 71 | 1 | 6 | 18 | 7 | 45 | 11 | | | | | | | | | | | | | | | | | | | | | | | |
| Pneumonia | 50 | 7 | | | | | | | | | 5 | | | | | | | | | | | | | | | | | | | | | | | | | | | |
| Pleurisy | 19 | 2 | | 5 | | 22 | | 1 | 5 | | 5 | | | | | | | | | | | | | | | | | | | | | | | | | | | |
| Disease of Stomach | 9 | 16 | | | | | | | | | 23 | | | | | | | | | | | | | | | | | | | | | | | | | | | |
| Intestinal Diseases | 10 | 9 | | | | | | | | | 14 | | | | | | | | | | | | | | | | | | | | | | | | | | | |
| Helminthic Diseases | 2 | 2 | 1 | | | | | | | | 1 | | | | | | | | | | | | | | | | | | | | | | | | | | | |
| Diseases of Liver | 2 | 2 | 1 | | | | | | | | 1 | | | | | | | | | | | | | | | | | | | | | | | | | | | |
| Diseases of Kidney | 2 | 2 | | | | | | | | | 1 | | | | | | | | | | | | | | | | | | | | | | | | | | | |
| Diseases of Bladder and Urethra | 2 | | | | | | | | | | 2 | | | | | | | | | | | | | | | | | | | | | | | | | | | |
| Superficial Abscesses | 42 | 45 | 19 | 1 | 14 | 1 | 29 | 1 | 29 | 8 | | | | | | | | | | | | | | | | | | | | | | | | | | | | |
| Deep Abscesses | 2 | 75 | 1 | 7 | | | | | | | 50 | | | | | | | | | | | | | | | | | | | | | | | | | | | |
| Tropical Ulcers | 332 | 75 | 26 | 3 | 68 | | | | | | 95 | | | | | | | | | | | | | | | | | | | | | | | | | | | |
| Diseases of Skin | 50 | 7 | | | | | | | | | 5 | | | | | | | | | | | | | | | | | | | | | | | | | | | |
| Diseases of Joints | 1 | 5 | | | | | | | | | 19 | | | | | | | | | | | | | | | | | | | | | | | | | | | |
| Major Injuries | 1 | 3 | | | | | | | | | 19 | | | | | | | | | | | | | | | | | | | | | | | | | | | |
| Minor Injuries | 139 | 7 | 9 | 1 | 40 | | | | | | 3 | 19 | 21 | 74 | | | | | | | | | | | | | | | | | | | | | | | | |
| Influenza | | | | | | | | | | | 22 | | | | | | | | | | | | | | | | | | | | | | | | | | | |
| Hernia | 3 | 15 | 1 | 5 | | | | | | | | | | | | | | | | | | | | | | | | | | | | | | | | | | |
| Major Operations | 3 | 10 | 2 | | | | | | | | | | | | | | | | | | | | | | | | | | | | | | | | | | | |
| Minor Operations | | | | | | | | | | | | | | | | | | | | | | | | | | | | | | | | | | | | | | |
| Typhoid | 4 | 30 | 1 | 1 | 1 | 9 | | | | | 2 | 39 | 2 | 7 | | | | | | | | | | | | | | | | | | | | | | | | |
| Miscellaneous | | | | | | | | | | | | | | | | | | | | | | | | | | | | | | | | | | | | | | |
| Totals | 26 | 1251 | 16 | 507 | 4 | 124 | 1 | 21 | 17 | 592 | 1 | 41 | 7 | 378 | 19 | 600 | 14 | 7 | 792 | 1 | 13 | 1 | 264 | 155 | 6 | 755 | 7 | 165 | 12 | 26 | 12 | 397 | 2 | 275 | 167 | | | |

| Organ | Weight (g) | Volume (cc) | Specific Gravity | Color | Consistency | Location | Arteries | Veins | Nerves | Lymphatics |
|---------------------|------------|-------------|------------------|---------|-------------|-------------------|------------------------------|-----------------------------|-------------|-------------|
| Brain | 1400 | 1100 | 1.035 | Reddish | Firm | Superior to lungs | Carotid | Jugular | Trigeminal | Superficial |
| Lungs | 1000 | 1000 | 1.0 | Reddish | Soft | Thoracic cavity | Pulmonary | Bronchial | Vagus | Intercostal |
| Heart | 300 | 300 | 1.045 | Reddish | Firm | Mediastinum | Coronary | Superior/Inferior vena cava | Sympathetic | Thoracic |
| Liver | 1800 | 1800 | 1.045 | Reddish | Firm | Upper abdomen | Hepatic | Portal | Vagus | Intercostal |
| Spleen | 150 | 150 | 1.045 | Reddish | Firm | Upper abdomen | Splenic | Portal | Vagus | Intercostal |
| Stomach | 200 | 200 | 1.045 | Reddish | Firm | Upper abdomen | Gastric | Portal | Vagus | Intercostal |
| Intestines | 700 | 700 | 1.045 | Reddish | Soft | Abdominal cavity | Superior/Inferior mesenteric | Portal | Vagus | Intercostal |
| Pancreas | 100 | 100 | 1.045 | Reddish | Firm | Upper abdomen | Pancreatic | Portal | Vagus | Intercostal |
| Prostate Gland | 20 | 20 | 1.045 | Reddish | Firm | Male pelvis | Prostatic | Internal iliac | Sympathetic | Intercostal |
| Uterus | 100 | 100 | 1.045 | Reddish | Firm | Female pelvis | Uterine | Internal iliac | Sympathetic | Intercostal |
| Bladder | 50 | 50 | 1.045 | Reddish | Firm | Female pelvis | Uterine | Internal iliac | Sympathetic | Intercostal |
| Vagina | 50 | 50 | 1.045 | Reddish | Firm | Female pelvis | Uterine | Internal iliac | Sympathetic | Intercostal |
| Penis | 50 | 50 | 1.045 | Reddish | Firm | Male pelvis | Penile | Internal iliac | Sympathetic | Intercostal |
| Testis | 50 | 50 | 1.045 | Reddish | Firm | Male pelvis | Deferent | Internal iliac | Sympathetic | Intercostal |
| Epididymus | 50 | 50 | 1.045 | Reddish | Firm | Male pelvis | Deferent | Internal iliac | Sympathetic | Intercostal |
| Seminal Vesicle | 20 | 20 | 1.045 | Reddish | Firm | Male pelvis | Deferent | Internal iliac | Sympathetic | Intercostal |
| Prostate Gland | 20 | 20 | 1.045 | Reddish | Firm | Male pelvis | Deferent | Internal iliac | Sympathetic | Intercostal |
| Utricle | 10 | 10 | 1.045 | Reddish | Firm | Male pelvis | Deferent | Internal iliac | Sympathetic | Intercostal |
| Bulbourethral Gland | 10 | 10 | 1.045 | Reddish | Firm | Male pelvis | Deferent | Internal iliac | Sympathetic | Intercostal |
| Bladder | 50 | 50 | 1.045 | Reddish | Firm | Male pelvis | Deferent | Internal iliac | Sympathetic | Intercostal |
| Vagina | 50 | 50 | 1.045 | Reddish | Firm | Female pelvis | Uterine | Internal iliac | Sympathetic | Intercostal |
| Penis | 50 | 50 | 1.045 | Reddish | Firm | Male pelvis | Penile | Internal iliac | Sympathetic | Intercostal |
| Testis | 50 | 50 | 1.045 | Reddish | Firm | Male pelvis | Deferent | Internal iliac | Sympathetic | Intercostal |
| Epididymus | 50 | 50 | 1.045 | Reddish | Firm | Male pelvis | Deferent | Internal iliac | Sympathetic | Intercostal |
| Seminal Vesicle | 20 | 20 | 1.045 | Reddish | Firm | Male pelvis | Deferent | Internal iliac | Sympathetic | Intercostal |
| Prostate Gland | 20 | 20 | 1.045 | Reddish | Firm | Male pelvis | Deferent | Internal iliac | Sympathetic | Intercostal |
| Utricle | 10 | 10 | 1.045 | Reddish | Firm | Male pelvis | Deferent | Internal iliac | Sympathetic | Intercostal |
| Bulbourethral Gland | 10 | 10 | 1.045 | Reddish | Firm | Male pelvis | Deferent | Internal iliac | Sympathetic | Intercostal |

Non-Plantation Labour.

184. There are no statistics of the number of labourers outside the plantations. The native cocoa farmers, particularly in Kumba Division, must employ a large number; probably more in 1937 than before owing to more land having come under cultivation. Increasing difficulty is met in obtaining carriers in the Kumba Division, but it has not been necessary to apply the Forced Labour Ordinance for services of this nature permitted under Article 18 of the Forced Labour Convention. The native courts have now been empowered to enforce the part of this Ordinance dealing with labour for certain communal services. Particulars have been given in paragraph 120. Labourers have not been employed on as large a scale as formerly for the transport of stores for the Government and native administrations. The number has dwindled from nearly 7,000 in 1933 to less than 4,000 in 1937.

NORTHERN AREAS.

185. The Cameroons Alluvial Gold Syndicate,* which has now closed down, employed fewer labourers than the year before. It employed strangers, not the local people, and paid them 8d. a day. The last report from the administrative officer in the area indicated that the labourers were very well looked after. Their wages were higher than those earned by local labourers in other employment, who receive between 3d. and 6d. a day.

186. Provincial wages committees were established during 1937 to fix minimum wage rates for labourers and others employed by the administration, the rates being based on the cost of living and other factors.

XV.—LIBERTY OF CONSCIENCE AND WORSHIP.

187. No restrictions are placed on any form of religion or worship provided that it does not involve ceremonies contrary to the dictates of humanity or public morals.

Cameroons Province.

188. Christianity is spreading rapidly, the number of church members having increased by almost six thousand and of adherents altogether, including catechumens, by over eight thousand. The Basel Evangelical Mission claims more than five thousand of these and the Roman Catholic Mission of Mill Hill more than three thousand. The Baptist Mission (partly German and partly American) has not increased its numbers. There is also an English Baptist Mission in Victoria under the direction of its native elders.

* Colonial No. 131, paragraph 224, page 78.

BASEL MISSION.

189. The Basel Mission has maintained its thirteen stations scattered among the four Divisions of the province. These are conducted by 47 missionaries (including eight lady missionaries and fourteen missionaries' wives) and nearly six hundred African helpers. The mission has twenty churches licensed for marriages and 181 elementary and vernacular schools, and does medical work at all its stations.

190. M. Palacios asked* which items of the programme mentioned in paragraph 204 of the 1935 report† had had to be curtailed owing to lack of money. The mission has had to postpone opening a girls school at Kumba, an orphanage at Bafut and a higher elementary school at another place in the Bamenda Division. It has also been unable to appoint an European lady teacher for the Victoria girls school, as had been intended, or the two medical sisters for work in Kumba and Bamenda. The usual contributions from the Government for the educational and medical work of the mission came to about £800 a year, but in the financial year 1937-8 the grants have amounted to nearly double that sum. Details of these grants are given in the appropriate chapters.

ROMAN CATHOLIC MISSION.

191. The Roman Catholic Mission maintains 13 centres in the province and has opened a new branch at Tabenken for the Bansa area. Twenty-nine churches are licensed for marriages. There are 39 priests, 10 sisters and 284 African catechists. The convent at Kumbo, where five of the sisters live, was struck by lightning in September and burnt to the ground, luckily without loss of life.

BAPTIST MISSION.

192. The Baptist Mission is partly German and partly German-American and used to have the two nationalities mixed in each of its stations. It has now divided them, the Americans working at Mbem in the Bamenda Division and the Germans keeping to the other three stations. It has only two ordained missionaries, with three lay workers and six ladies and 117 African helpers.

Northern Areas.

193. There is only one mission station in the northern areas, namely at Gurum in the southern part of the Adamawa Districts. Here live a missionary of the Sudan United Mission and his wife, working among the Chamba of the district. These people show little interest in either Islam or Christianity and the missionaries

* Minutes of 31st Session, page 73.

† Colonial No. 118, page 73.

have an uphill task. The mission has a small school and a simple dispensary but these are on too small a scale to attract the people or to justify financial support from the administration.

194. A representative of this mission paid a long visit to Kentu. The Sudan United and the Basel Missions have both cast their eyes on Kentu, but they do not wish to overlap and are discussing spheres of influence. The projected Baptist Mission station in Mambilla* has not been set up yet.

195. There are no missions in the northern Adamawa districts nor in Dikwa, but some of the people from the former make use of the school and hospital at Lassa in Nigeria which belong to the Church of the Brethren Mission and are assisted by the Government and the Native Administration respectively.

XVI.—EDUCATION.

Preface.

196. In the period just before the War, when the whole of the territory now under mandate was administered by the Germans, educational work had not extended very far from the coast. The first aim of the German authorities was to train African assistants and Government schools were established at Victoria and Buea. The instruction given in a seven-year course was wholly in German, and from these schools the clerks required for Government and commerce were recruited. A workshop in Buea trained artisans for the plantations and for Government undertakings.

197. The Basel Evangelical and the German Baptist Missions and the Roman Catholic *Kongregation der Pallottiner* of Limburg started evangelistic work through the establishment of classes concerned only with the teaching of religion, and these gradually developed into elementary schools, where instruction was given in "Duala" or some other African vernacular. From these schools a few selected pupils proceeded to middle schools, where a four-year course of instruction included the German language among the subjects taught. There was no regular system of grants to mission schools, but a bonus of a few marks was given to societies in respect of each pupil who passed a Government test at the end of the school course. These developments were limited to the southern areas of the mandated territory, which now form the Cameroons Province.

198. In Dikwa, the area which extends from Lake Chad to south of Bama is occupied mainly by Kanuri, Fulani and Shuwa Arabs; here Koran schools had sprung up, concerned solely with imparting the tenets of Islam through study and memorisation

* Colonial No. 131, paragraph 232, page 90.

of portions of the Koran. South of Bama the country is inhabited by pagan tribes, which up to the time of the British mandate had not been penetrated by missionaries or influenced by Islam. The Adamawa districts were equally unaffected by such influences.

199. After Great Britain's acceptance of the mandate the two strips of country attached to the Bornu and Adamawa Provinces were brought within the system of education operating in the Northern Provinces of Nigeria, while the Cameroons Province followed the somewhat different organisation obtaining in the Southern Provinces. Since the year 1929, when the two departments of the Northern and Southern Provinces were combined into one central department, a common policy of educational development has been adopted.

200. Very briefly, the system is based on three stages of education—(a) Elementary, (b) Middle, (c) Higher.

(a) The elementary stage extends from four to six years and the medium of instruction is an African language where there is one of sufficient importance; elsewhere English is taught in the elementary schools and becomes the language of instruction by the end of the course. (In the Kumba and Victoria Divisions it is often impossible to teach in the vernacular; in a school of 45 children at Tiko, for instance, nine different languages were represented.)

(b) Middle schools with a course of six years provide an education corresponding to that given in English secondary schools. There are no complete middle schools in the mandated territory, two or three "middle" classes being added to selected elementary schools and drawing pupils from these and from neighbouring elementary schools. The more promising pupils can then attend the full middle schools in adjacent provinces of Nigeria.

(c) The Higher College at Yaba, near Lagos, which is developing into an institution of University College status, provides vocational courses such as medicine, engineering and agriculture, with the co-operation of the departments concerned, and other branches such as teacher-training for specialist teachers. The former Higher College at Katsina in the Northern Provinces is somewhat similar, though certain courses, such as medicine, can only be provided at Yaba. New buildings at Kaduna are nearly finished, to which the staff and equipment from Katsina will be transferred, probably in May, 1938; this institution is known as the Kaduna College.

201. No artisan training is provided for within the framework of the educational system but the big engineering departments in Nigeria train apprentices, and numbers of skilled carpenters,

blacksmiths, turners, etc., leave the workshops of the Railway, Public Works and Marine departments from year to year and are absorbed into the economic life of the country.

202. In the schools, however, handwork is a prominent feature; farms and gardens are attached to every school and instruction is given in various native crafts often from a distant part of the country, in many cases an improvement in the technique being developed. Simple carpentry is commonly taught, especially in connection with wood carving, which in certain areas reaches a very high standard.

203. One of the essential features of educational work in Nigeria is co-operation with missionary societies, which ensures opportunities for the religious instincts of a people who, as a result of education, are likely to abandon their primitive beliefs and superstitions. Overlapping is avoided as far as possible, both between the missions themselves and between religious and secular agencies.

204. The principle of co-operation between Government and missions in education has had far-reaching results in the Cameroons, partly because expansion of the educational system has been more deliberate than, for example, in the Southern Provinces of Nigeria, where the rapidity of expansion encouraged both missions and Government authorities to become self-sufficient educational units. This co-operation is exemplified in the arrangements for the training of teachers. The elementary teacher-training centre at Kake, though a government institution, supplies teachers for mission, government and native administration schools alike. Similarly at Garkidda in Adamawa Province, the Church of the Brethren Mission has established a training centre for teachers of mission and native administration schools, while at Toro, the government training centre on the Bauchi Plateau, both mission and native administration teachers are trained. At both Garkidda and Toro some of the teachers are being trained for schools in the northern mandated areas.

205. There is some difference of application with regard to language policy in the various sections of the mandated territory. In the northern part of Dikwa Division, Kanuri is the language of the elementary schools, with a little English at the end of the course; in the southern part Hausa, the *lingua franca* of the Northern Provinces, is used, while in the Adamawa districts the first language of instruction is necessarily Fulani, with Hausa in the last two elementary classes. English is taught in all middle schools. In the Cameroons Province the main languages are Duala, Bali and, to a less extent, Bakweri; there are also a number of less important languages and dialects. None of these is likely to develop a literature and the same principle has been adopted here as for the

Southern Provinces of Nigeria, namely, to teach English in the elementary schools, after a short period of instruction in the mother tongue. English in fact will become the *lingua franca* of the Cameroons Province. Even before the War the use of "pidgin" English was common and so widespread did it become that the Germans actually encouraged it and compiled vocabularies of German words with their "pidgin" English equivalents, for the benefit of their officials and planters. In the Cameroons, as in the Southern Provinces of Nigeria, the policy is gradually to replace "pidgin" through the influence of the schools by simple English, phonetically taught and based on a limited vocabulary of words in everyday use.

206. The Commission commented* that very little money was spent by the Administration on education in the northern areas. The expenditure from Government funds during the calendar year was as follows:—

| | | 1937. | | 1936. |
|----------------------------|--------|-------|---------|--------|
| | | £ | £ | £ |
| <i>Cameroons Province—</i> | | | | |
| Personal Emoluments | ... | 7,767 | | |
| Other Charges | | 4,559 | | |
| | | <hr/> | 12,326 | 8,851 |
| <i>Northern Areas—</i> | | | | |
| Personal Emoluments | ... | 1,776 | | |
| Other Charges | | 196 | | |
| | | <hr/> | 1,972 | 128 |
| | | | <hr/> | <hr/> |
| | | | £14,298 | £8,979 |
| | | | <hr/> | <hr/> |

The considerable increase in the northern areas is partly due to accounting adjustments.

207. The expenditure on education by the native administrations during the same period was:—

| | | | | | |
|--------------------|-----|-----|-----|-----|-------|
| Cameroons Province | ... | ... | ... | ... | £ |
| Northern Areas | ... | ... | ... | ... | 1,510 |
| | | | | | 930 |

Cameroons Province.

208. The European establishment of the Education Department in the Cameroons Province consists of two superintendents of education, of whom one is in charge of the Kake Elementary Training Centre whilst his colleague supervises all the other schools.

209. The Director of Education of Nigeria visited the Province in 1937 to study various matters connected with education in the Cameroons, and the Chief Commissioner of the Southern Provinces also saw several schools during his visit to the Province in October.

* Minutes of 31st Session, page 191.

210. In past reports the efforts of each educational body have been treated separately: first the Government schools, then the native administration schools, and thirdly the mission schools, mission by mission. So presented it must be difficult for the reader to obtain a general picture of the educational facilities in each area. A new method has therefore been adopted. The subject has been divided into (a) the Training of Teachers, (b) Elementary Education (including the middle classes attached to some of the schools), and (c) Higher Education. The statistics are, however, presented in the same form as last year, at the end of this section. Next year it is proposed, unless the Commission desires otherwise, to give the statistics in a form to correspond with the new method of description.

(a) THE TRAINING OF TEACHERS.

211. The Kake Elementary Training Centre is the only institution in the province providing teacher training. Twelve students passed out at the end of 1936, of whom ten obtained certificates and two were referred in particular subjects. Out of seven teachers referred in previous years four passed the examinations and obtained their certificates. Six new students were admitted in January, bringing the total number of students up to 26. One student was expelled for immoral conduct. At the examination at the end of 1937 six out of eight candidates from the centre obtained certificates, while of two who had been referred previously and took the examination again, one passed.

212. The schemes of work outlined in the 1936 report* have been followed. English has been taught on West's "New Method", with special attention to phonetics, reading and composition. The students do not write English nearly as well as they should, partly because few of them ever read for pleasure in spite of encouragement and the use of a good library.

213. Whether in the teaching of class subjects or of pedagogy, emphasis is laid on making lessons as objective as possible. For instance, in lessons on hygiene practical first aid is demonstrated in the dispensary, and nature subjects are studied from actual specimens, not only from diagrams and books. The same principle is applied in physical training and in handicrafts. A carpenter teaches the students to make furniture for their houses and the students themselves constructed a large building during the year for use as an infants' welfare clinic. Work at this clinic was started by the wife of one of the teachers under the direction of the medical officer and was continued by the wife of the Superintendent of Education and later by two of the second-year students.

* Colonial No. 131, pages 94-96.

214. In the practising school at Kake, which has 49 children, there are two infants' classes and one elementary. Three students have been on duty each week, teaching under the supervision of the training centre staff. During the second term, elementary classes from Kumba came to the centre once a week to be taught by the third-year students. The lessons were afterwards criticised by the staff. The following term the third-year students attended the Kumba Government school to teach there under supervision. In November the Director of Education of Nigeria, who was touring the mandated territory, examined the students in practical teaching.

215. The farm has provided a variety of vegetables and these have been sold to the students' kitchen committee. It thus both teaches practical farming and demonstrates the value of a varied diet; great importance is attached to it.

216. The students' health has not always been good. Most of them suffer from *Filaria*, a complaint induced by a variety of fly which inhabits the Cameroons forest country; the medical officer of health advised clearing the forest in the vicinity and the Government provided funds for this purpose. The transfer of this institution to more healthy surroundings is under consideration.

217. In addition to the Kake training course the Education Department organised vacation courses for teachers at Buea, Mamfe and Bamenda and a "refresher course" for ex-students at Kake. These courses were well attended. The mornings were spent at lectures and discussions and the afternoons in various occupations. The lectures were not all on subjects immediately connected with teaching and they were given by all sorts of people—administrative and police officers, missionaries, and officers of the technical departments. Among the subjects were simple astronomy, agriculture, water-borne diseases, the law of homicide, the Coronation ceremony, the keeping of simple accounts, local superstition and its effect on school children, and the place of the vernacular in African education. The teachers at Buea had a tennis court placed at their disposal; those at Bamenda planted trees in the leper colony; teachers were shown over wireless stations, telegraph offices and telephone exchanges.

218. The varied nature of these courses, which are held annually, has a stimulating effect on those privileged to attend them. Few African teachers read anything beyond their textbooks and their outlook is in consequence narrow; these courses afford them the opportunity to meet on a common level, to exchange ideas, to learn about methods different from their own, to meet others outside their own little circle, to discuss with them their everyday difficulties and how best to overcome them. Lectures by Europeans on subjects other than those in the

curriculum also help to broaden their outlook and to widen their interest. All go away at the end having learnt something new, and no teacher can fail to be refreshed both mentally and physically.

(b) ELEMENTARY EDUCATION.

219. The schools in the province fall into three categories: Government schools, native administration schools and mission schools. The third category is sub-divided into "assisted" and "unassisted" according to whether or not they receive a grant from the Government.

Victoria Division.

220. There are two Government, four native administration, seven assisted and 35 unassisted schools in the Victoria Division. All except eight of the unassisted schools are vernacular schools and confined to infants' classes.

221. The Victoria Government school, with four certificated teachers (Nigerians) and two uncertificated (natives of the Cameroons) provides education up to elementary class IV; the infants' department is in the charge of a woman teacher with many years' experience. The Buea Government school is a higher elementary school and has eight certificated teachers; five of these, including two women, are natives of the Cameroons. Pupils from the elementary schools in Victoria who wish to continue their education beyond elementary class IV are admitted to Buea at the beginning of each school year. There is ample accommodation for boarders, who are under the direct supervision of an African housemaster. Each Friday afternoon those living in the vicinity go home until Sunday evening, when they return to school with their provisions for the week. There is no boarding accommodation for girls, as the demand does not justify the expense. This is the only mixed school that enters girls for the special examination connected with the First School Leaving Certificate. The domestic science class is doing good work under a certificated woman teacher who is a native of the Cameroons. Boys who come from a distance are now able to buy food which is cooked by the girls. The food is good and clean, is of the best possible dietetic value, and is sold as cheaply as possible consistent with making the scheme self-supporting. Once a week the girls launder the boarders' clothes; thus their domestic science lessons have a practical as well as a theoretical value.

222. The native administration schools at Muyuka and Buea have made good progress, new classes being added when possible. Attendance at the school at Bimbia continues to dwindle and it will shortly be reduced to the status of an infant school. A new school was opened by the native administration at Tiko with a single class of infants.

223. The Basel Mission has two assisted schools in the Victoria Division, a girls school at Victoria and a boys school at Buea; both have European Principals. The girls school aims at a practical education, the greater part of the curriculum being devoted to domestic science, handicrafts and needlework; instruction in infant welfare and hygiene is also given. A little English is taught but the greater part of the instruction is in Duala. The school is flourishing and the girls are making good progress.

224. The Roman Catholic Mission has assisted schools at Bonjongo, Little Soppo and Sasse. At Bonjongo there are two European Fathers on the staff who give their whole time to teaching. The school has in consequence attained a high standard. The manual work is exceptionally good, especially the wood carving and book-binding; some of the furniture made in the school is very creditable. The elementary school at Soppo is the best in the Province. Two European sisters, one of whom is the Principal, are on the staff and there is a resident manager; the work of the school is excellent and calls for the highest praise. The Principal is particularly gifted and has achieved remarkable results in the infants section. In this department no child is ever idle or uninterested and the number of kindergarten toys and the amount of apparatus made on the spot is a very noticeable feature. The Roman Catholic school at Sasse is entirely for girls and provides education up to the standard of the first school leaving certificate, while to those girls who cannot profit by instruction in the ordinary school subjects a vocational training is given.

225. The German Baptist Mission has a school at Soppo. The manager, who lives in the compound, is essentially a practical man and the school is better noted for its practical than for its theoretical work. During the year a higher elementary class has been added and it is proposed to add a second in 1938.

226. The "English" Baptist Mission, managed by Africans, has one assisted school at Victoria.

Kumba Division.

227. The Kumba Division has one Government school, five native administration schools, three assisted and sixty-seven unassisted schools.

228. The Kumba Government School has infants' and elementary classes only; pupils who wish to continue their education beyond the elementary stage do so at Buea. The organisation at Kumba is different from that in other Government schools inasmuch as the teachers specialise in and teach only those subjects for which they have a particular bent. The result is that they take especial interest in their work and this is reflected

in the high standard of efficiency in the school. There are four certificated teachers and three uncertificated, an increase of one over last year.

229. A new native administration school for the Balundu clan was opened at Lobe at the end of August bringing the total of such schools in the Division to five. The other native administration schools are at Nyasoso, Kurume, Massaka and Lipenja. Nyasoso school has a larger attendance than any other native administration school in the Province and further increased its numbers during the year from 153 to 185. The physical training at this school is of an exceptionally high standard. In all the schools the importance of co-operation between the staff and pupils and the native authorities has been particularly stressed. The community work begun last year on the initiative of the headmaster of Massaka school has been extended to other schools. The manager of the United Africa Company's estate at Ndian has built a model school for the benefit mainly of the labourers' children. The native administration has agreed to provide the teaching staff and the school is to be opened shortly.

230. The Basel Mission has two assisted schools in Kumba Division situated at Nyasoso and Esosong. The school at Nyasoso has elementary classes only and is fed chiefly by the vernacular schools of which there are over 40 in the Division. The manager and five other Missionaries live in the compound and the influence they exert is plainly reflected in the tone and discipline of the school. The school at Esosong is confined to two higher elementary classes and as all the pupils are boarders they have the advantage of coming under the direct influence of the European Principal. This school was transferred from Bombe in 1936 and has made remarkable progress during that comparatively short time. The site was formerly a tobacco plantation and terribly overgrown with thick undergrowth and weeds; under the supervision of the Principal the students have built, on the foundations of old ruins, two very suitable class rooms, the undergrowth and weeds have been cleared and the compound now compares with any in the Province. This is just one example of the enterprise that is being shown in the everyday life of the school.

231. The Roman Catholic Mission maintains one assisted school (at Baseng) in the Kumba Division. It is an elementary school and is under the whole time supervision of a European Father. Pupils who wish to continue their education proceed to Bonjongo in the Victoria Division.

Mamfe Division.

232. There is a Government school at Mamfe and four native administration, one assisted and seventeen unassisted schools at other places in the Division. The Government school is a

higher elementary school with eight teachers of whom six are certificated. The four native administration schools are situated at Tali, Mfuni, Assam and Oлити and serve the Banyang, Kem-bong, Takamanda and Assumbo areas respectively. Tali and Mfuni each added a second elementary class in 1937, but the others are still infants schools.

233. Throughout the Mamfe Division there is a pronounced hostility to female education. The people consider that women who obtain even a smattering of education acquire new-fangled ideas and are not content to stay at home and mind the house and farm as is expected of them. The prejudice in this direction extends to anything connected, however remotely, with schooling, even to the teaching of needlecraft. Male education, on the contrary, is as popular as in any part of the territory.

234. The Tali and Mfuni schools are on the motor roads and are frequently visited by administrative officers; Assam and Assumbo on the other hand are three and seven days march from headquarters and thus cannot be visited so often, but in spite of this they continue to do well. The Assumbo school, opened in 1936, was burnt down early in the year but it has been rebuilt and the new buildings are better than the old. This school is the only one in the Division accommodating boarders.

235. The Basel Mission has an assisted elementary school for boys at Besongabang. None of the other mission schools in the Division receives a grant from the Government.

Bamenda Division.

236. There are one Government, six native administration, four assisted and 76 unassisted schools in the Bamenda Division.

237. The Government school at Bamenda has two higher elementary, four elementary and two infants' classes; it is the largest school in the Province and has 270 pupils, with eight certificated teachers.

238. The native administrations maintain six schools. They are situated at Bali, Fungom, Nsob, Meta-Mogamo, Ndop and Nkom. Ndop alone proceeds to elementary class III, and it is hoped to add elementary class IV in 1938. This will be of great advantage to the Division as the Government school, already over-full, is finding it difficult to make room for pupils from the infants classes of the native administration schools. The only other school calling for special mention is Nkom, which has 65 pupils of whom 39 are boarders; these boarders have their own little farms and work industriously on them in the evenings. The pupils have also done a little communal work in clearing a site for a market.

239. The Basel Mission has a most efficient assisted elementary school for boys at Mbengwi, and visitors cannot help being struck by the keenness both of the teachers and the pupils.

240. The Roman Catholic Mission has two assisted schools, at Njinikom and Kumbo. Njinikom, a higher elementary school, is fortunate in having a European Father who devotes the whole of his time to supervision and teaching. At Kumbo in addition to the elementary school there is a girls vocational school where, as in other schools of this type, it is the aim of the management to give girls about to be married a practical domestic training to make them into good housewives and mothers. Amongst other subjects, hygiene, infant welfare, cookery, laundry, needlework and simple raffia weaving are taught, all instruction being in the vernacular.

241. The German Baptist Mission has an assisted elementary school at Ndu. The manager has been advised to obtain a teacher trained at Kake, for improved methods of teaching are badly needed and the school barely justifies the help it receives from the Government.

242. Mlle. Dannevig commented on the proportion of children in infants' classes in the native administration and mission schools.* In 1936 11 out of the 18 native administration schools were infants' schools and only one of the remaining seven proceeded beyond elementary class II. As time goes on many of these schools will add classes up to elementary IV and the anomaly to which Mlle. Dannevig referred will disappear. It is neither wise, politic nor practicable to add elementary classes too quickly and the present policy is to add one class a year provided that funds and trained teachers are available. In the meantime, as many opportunities as possible are given to native administration school children to continue their education at the government schools in each Division. The problem of wastage in the lower classes was fully discussed at a meeting of the Provincial School Committee held in November. Many theories were advanced to account for pupils leaving school at the end of the infants' or at the beginning of the elementary stage of their education. The most plausible of these were:—

(1) That because there are so few elementary schools many children have to travel a considerable distance through difficult country to attend them. Parents will not allow their children to do this.

(2) That about the time when infants are ready for promotion to the elementary class they are also big enough to help in the home.

* Minutes of 31st Session, page 75.

(3) That parents see how few children pass the first school leaving certificate examination and will not keep their children at school another five or six years on the off chance of their being successful,

(4) That many parents cannot afford the extra 3d. a month for the elementary class fees.

Further investigations are being made into this problem.

243. Mlle. Dannevig also asked* for details of receipts by the Missions in respect of school fees and expenditure on staff at the assisted Mission schools. The following statement gives the information required:—

| | <i>Basel Mission.</i> | <i>Roman Catholic Mission.</i> | <i>German Baptist Mission.</i> | <i>English Baptist Mission.</i> |
|---|---------------------------|--|--|---|
| | £ s. d. | £ s. d. | £ s. d. | £ s. d. |
| School Fees | 253 12 10 | 232 10 10 | 90 2 4 | 63 18 10 |
| Government Grants-in-aid. | 900 0 0 | 1,150 0 0 | 210 0 0 | 60 0 0 |
| Government Building Grants. | 547 0 0 | 510 0 0 | — | — |
| Expenditure on European and African staff salaries. | 1,141 2 9 | 1,664 9 4 | 439 17 0 | 174 10 3 |
| Expenditure on Equipment, etc. | 459 13 9½ | 710 14 9½ | 259 4 3½ | 21 7 8 |

244. The assisted schools as well as the Government and native administration schools are inspected regularly by the Superintendent of Education, who also visits the unassisted schools in the Victoria Division. The unassisted schools in the other three Divisions are supervised by a visiting teacher appointed by the Government, who spends six months in each Division. He spent the first six months of 1937 in Mamfe and the second six months in Bamenda. His work calls for patience, enthusiasm and endurance and its value cannot be over-estimated. Frequently he spends days at one little school helping the teachers to improve their method by giving demonstration lessons, lecturing on school management and teaching them how to improve buildings and sanitation. The class of teacher with which he has to deal has not had the opportunity to study new methods for himself, and is very often totally dependent on the help given him during these visits. "Follow-up" visits are made to ensure that the advice given is carried out, and these show in almost every case that it has been.

* Minutes of 31st Session, page 75.

The vernacular schools in the Province are consequently improving in efficiency from year to year and are becoming increasingly popular. The difficult nature of the "trekking" in the Cameroons makes the work of the visiting teacher specially arduous, for he is away from his headquarters for the greater part of each month and during his travels he has often to ford streams, to swim rivers and to climb steep escarpments.

245. Nearly every elementary school has its school farm or its school garden, and many have both; there is ample evidence that more than a superficial interest is being taken in this activity. Cocoa trees have recently been planted on the native administration school farm at Nyasoso, an excellent idea seeing that most of the pupils will eventually deal in this commodity; at Great Soppo the manager of the German Baptist Mission is experimenting with oil palm cultivation; at Esosong there is an excellent school garden in which cabbages, shallots, beans, tomatoes and "okra" are grown. The school farms in general grow coco-yams, maize, groundnuts, cassava, cocoa, plantains, coffee and sweet potatoes, while the gardens introduce tomatoes, beans, lettuces, peas, cabbages, onions, carrots and fruit trees.

246. The manual work in the elementary schools varies greatly in quality. At Bonjongo in the Victoria Division wood-carving and weaving are both excellent, and book-binding is an additional feature, while brush making is taught in the Basel Mission school at Nyasoso. Girls learn sewing and knitting, and at schools where there are European or African women teachers the work is generally of a high standard.

(c) HIGHER EDUCATION.

247. There are no facilities for secondary education in the Province but three teachers are being sent to the Yaba Higher College at Lagos to qualify themselves for teaching secondary classes at the Buea Government school. It will be three or four years before these classes can be started. Secondary education is available, however, for Cameroons boys at Umuahia College in the Owerri Province of Nigeria, the entrance examination papers of which are taken annually at a centre in the Cameroons. During the last four years 126 boys have sat the examination, of whom 28 have passed and six have been awarded Government scholarships carrying free tuition and maintenance. Of the 22 boys who could have been admitted as fee-paying students only three actually went, since few boys' parents can afford the fees. Scholarships to Umuahia are also awarded to Cameroons boys on the results of the First School Leaving Certificate examination. Two girls entered for the combined entrance and

scholarship examination for Queen's College, Lagos, and, though both passed, neither was successful in winning a scholarship. One girl won a scholarship at Kudeti Girls' School at Ibadan.

(d) STATISTICS.

248.—(i) *Government Schools: Distribution of teaching staff.*

| School. | Certificate 1 | | | Uncertificated. | | | Total. | |
|----------------------------|-----------------------------------|----------------------------------|----------|-----------------------------------|----------------------------------|----------|--------|-------|
| | Came-rooms under British Mandate. | Came-rooms under French Mandate. | Foreign. | Came-rooms under British Mandate. | Came-rooms under French Mandate. | Foreign. | 1937. | 1936. |
| Victoria ... | — | — | 4 | 1 | 1 | — | 6 | 6 |
| Buea ... | 3 | 1 | 3 | — | — | — | 7 | 8 |
| Kumba ... | — | — | 4 | 2 | — | 1 | 7 | 6 |
| Mamfe ... | 2 | — | 4 | 2 | — | — | 8 | 8 |
| Bamenda... | 2 | — | 6 | — | — | — | 8 | 8 |
| Elementary Training Centre | 1 | 1 | 2 | — | — | — | 4 | 4 |
| Visiting Teacher. | — | — | 1 | — | — | — | 1 | 1 |
| Totals 1937 | 8 | 2 | 24 | 5 | 1 | 1 | 41 | — |
| Totals 1936 | 8 | 2 | 24 | 5 | 1 | 1 | — | 41 |

(ii) *Government Schools, Enrolment and Average Attendance.*

(A) By Schools.

| School. | Number on Roll. | | | Average Attendance. | | |
|---|-----------------|--------|--------|---------------------|--------|--------|
| | Boys. | Girls. | Total. | Boys. | Girls. | Total. |
| Buea ... | 134 | 44 | 178 | 127 | 47 | 174 |
| Victoria ... | 114 | 45 | 159 | 108 | 43 | 151 |
| Kumba ... | 156 | 34 | 190 | 152 | 33 | 185 |
| Mamfe ... | 182 | 29 | 211 | 176 | 28 | 204 |
| Bamenda ... | 224 | 17 | 241 | 226 | 15 | 241 |
| Elementary Training Centre, Kake, Practising. | 47 | 2 | 49 | 42 | 3 | 45 |
| Totals 1937 ... | 857 | 171 | 1,028 | 831 | 169 | 1,000 |
| Totals 1936 ... | 871 | 187 | 1,058 | 823 | 182 | 1,005 |

(B) By Classes.

| Class. | Number on Roll. | | | Average Attendance. | | |
|----------------------|-----------------|--------|--------|---------------------|--------|--------|
| | Boys. | Girls. | Total. | Boys. | Girls. | Total. |
| Infants I... .. | 166 | 48 | 214 | 161 | 45 | 206 |
| „ II... .. | 142 | 36 | 178 | 137 | 36 | 173 |
| Elementary I ... | 114 | 24 | 138 | 108 | 22 | 130 |
| „ II ... | 103 | 20 | 123 | 96 | 21 | 117 |
| „ III ... | 111 | 25 | 136 | 109 | 25 | 134 |
| „ IV ... | 112 | 9 | 121 | 106 | 10 | 116 |
| Higher Elementary I. | 70 | 3 | 73 | 64 | 3 | 67 |
| „ II ... | 39 | 6 | 45 | 50 | 7 | 57 |
| Totals 1937 ... | 857 | 171 | 1,028 | 831 | 169 | 1,000 |
| Totals 1936 ... | 871 | 187 | 1,058 | 823 | 182 | 1,005 |

(iii) Government Schools, Revenue and Expenditure.

| | Revenue. | | Expenditure. | |
|--|----------|---------|--------------|------------|
| | Fees. | Sales. | Salaries. | Equipment. |
| | £ s. d. | £ s. d. | £ s. d. | £ s. d. |
| Buea | 111 11 6 | 4 4 2 | 907 10 0 | 13 12 7 |
| Victoria | 71 17 0 | 1 16 8 | 755 15 2 | 10 17 8 |
| Kumba | 79 6 6 | 2 16 3 | 1,046 18 7* | 12 16 8 |
| Mamfe | 115 15 0 | 5 6 9 | 861 3 8† | 12 16 8 |
| Bamenda... .. | 159 3 6 | 14 5 11 | 868 5 3‡ | 10 16 8 |
| Elementary Training Centre, Kake Practising. | 13 19 0 | — | 91 0 0 | § |
| Totals 1937 | 551 12 6 | 28 9 9 | 4,530 12 8 | 61 0 3 |
| Totals 1936 | 515 14 6 | 20 2 9 | 4,317 18 8 | 97 11 8 |

* Includes salaries of teachers at E.T.C. Kake and on loan to Kumba Native Administration.

† Includes salary of one teacher on loan to Mamfe Native Administration.

‡ Includes part salary of visiting teacher.

§ Supplied from the Elementary Training Centre.

(iv) *Native Administration Schools, Distribution of teachers.*

| | <i>Certificated.</i> | | | <i>Uncertificated.</i> | | | <i>Total.</i> |
|---------------------------|--|---|-----------------|--|---|-----------------|---------------|
| | <i>Came-rooms under British Mandate.</i> | <i>Came-rooms under French Mandate.</i> | <i>Foreign.</i> | <i>Came-rooms under British Mandate.</i> | <i>Came-rooms under French Mandate.</i> | <i>Foreign.</i> | |
| 1937— (19 schools) ... | 20 | — | 4* | 21 | — | 2 | 47 |
| 1936— (18 schools) ... | 14 | — | 5† | 20 | — | 2 | 41 |

* Includes two Government teachers on loan.

† Includes one Government teacher seconded and two on loan.

(v) *Native Administrations, Enrolment and Average Attendance.*(A) *By Schools.*

| <i>School.</i> | <i>Division.</i> | <i>On roll, end of year.</i> | | | <i>Average Attendance, whole year.</i> | | |
|--------------------|------------------|------------------------------|---------------|---------------|--|---------------|---------------|
| | | <i>Boys.</i> | <i>Girls.</i> | <i>Total.</i> | <i>Boys.</i> | <i>Girls.</i> | <i>Total.</i> |
| Bimbia* ... | Victoria ... | 27 | 6 | 33 | 24 | 6 | 30 |
| Muyuka* ... | " ... | 92 | 14 | 106 | 90 | 14 | 104 |
| Muea ... | " ... | 64 | 3 | 67 | 61 | 4 | 65 |
| Tiko* ... | " ... | 33 | 12 | 45 | 29 | 12 | 41 |
| Lobe* ... | Kumba ... | 36 | 9 | 45 | 36 | 9 | 45 |
| Kurume* ... | " ... | 73 | 8 | 81 | 73 | 8 | 81 |
| Lipenja* ... | " ... | 87 | 1 | 88 | 77 | 1 | 78 |
| Massaka* ... | " ... | 97 | 9 | 106 | 96 | 9 | 105 |
| Nyasoso* ... | " ... | 174 | 11 | 185 | 158 | 12 | 170 |
| Mfuni* ... | Mamfe ... | 118 | 2 | 120 | 120 | 3 | 123 |
| Tali* ... | " ... | 130 | 6 | 136 | 132 | 11 | 143 |
| Assam ... | " ... | 36 | 3 | 39 | 33 | 3 | 36 |
| Assumbo ... | " ... | 72 | — | 72 | 65 | — | 65 |
| Bali ... | Bamenda... .. | 65 | 5 | 70 | 64 | 5 | 69 |
| Fungom ... | " ... | 35 | 2 | 37 | 37 | 2 | 39 |
| Kaka-Nsungli ... | " ... | 32 | 3 | 35 | 29 | 2 | 31 |
| Meta-Mogamo ... | " ... | 43 | 1 | 44 | 39 | 1 | 40 |
| Ndop* ... | " ... | 136 | 2 | 138 | 127 | 2 | 129 |
| Nkom ... | " ... | 58 | 2 | 60 | 48 | 2 | 50 |
| Totals school 1937 | 19 ... | 1,408 | 99 | 1,507 | 1,338 | 106 | 1,444 |
| Totals school 1936 | 18 ... | 1,194 | 77 | 1,271 | 1,136 | 82 | 1,218 |

* Schools with elementary classes.

N.B.—Banso school closed and handed over to Basel Mission.

(B) By Classes.

| Class. | On roll, at end of year. | | | Average Attendance whole year. | | |
|------------------|--------------------------|--------|--------|--------------------------------|--------|--------|
| | Boys. | Girls. | Total. | Boys. | Girls. | Total. |
| Infants I... .. | 539 | 63 | 602 | 516 | 67 | 583 |
| „ II... .. | 431 | 24 | 455 | 410 | 26 | 436 |
| Elementary I ... | 237 | 8 | 245 | 220 | 8 | 228 |
| „ II ... | 131 | 3 | 134 | 125 | 4 | 129 |
| „ III ... | 54 | 1 | 55 | 52 | 1 | 53 |
| „ IV ... | 16 | — | 16 | 15 | — | 15 |
| Totals 1937 ... | 1,408 | 99 | 1,507 | 1,338 | 106 | 1,444 |
| Totals 1936 ... | 1,194 | 77 | 1,271 | 1,136 | 82 | 1,218 |

(vi) Assisted Schools, Enrolment and Average Attendance.

| Mission. | No. of Schools. | Class. | Enrolment. | | | Average Attendance. | | |
|-------------------------|-----------------|---------------------|------------|--------|--------|---------------------|--------|--------|
| | | | Boys. | Girls. | Total. | Boys. | Girls. | Total. |
| Roman Catholic Mission. | 6 | Infants I | 171 | 33 | 204 | 140 | 24 | 164 |
| | | „ II | 136 | 29 | 165 | 126 | 27 | 153 |
| | | Elementary I | 126 | 23 | 149 | 114 | 21 | 135 |
| | | „ II | 138 | 8 | 146 | 123 | 8 | 131 |
| | | „ III | 86 | 12 | 98 | 79 | 11 | 90 |
| | | „ IV | 57 | 5 | 62 | 52 | 5 | 57 |
| | | Higher Elementary I | 31 | — | 31 | 30 | — | 30 |
| | | „ II | 31 | 3 | 34 | 28 | 3 | 31 |
| | | Vocational | — | 8 | 8 | — | 7 | 7 |
| Total ... | 6 | | 776 | 121 | 897 | 692 | 106 | 798 |
| Basel Mission. | 6 | Infants I | — | — | — | — | — | — |
| | | „ II | — | — | — | — | — | — |
| | | Elementary I | 175 | 15 | 190 | 162 | 15 | 177 |
| | | „ II | 109 | 7 | 116 | 105 | 7 | 112 |
| | | „ III | 101 | 3 | 104 | 98 | 3 | 101 |
| | | „ IV | 103 | 3 | 106 | 97 | 3 | 100 |
| | | Higher Elementary I | 26 | 4 | 30 | 25 | 4 | 29 |
| | | „ II | 26 | 1 | 27 | 25 | 1 | 26 |
| | | Vocational I | — | 43 | 43 | — | 29 | 29 |
| „ II | — | 23 | 23 | — | 17 | 17 | | |
| Total ... | 6 | | 540 | 99 | 639 | 512 | 79 | 591 |
| Carried Forward | 12 | | 1,316 | 220 | 1,536 | 1,204 | 185 | 1,389 |

| Mission. | No. of Schools. | Class. | Enrolment. | | | Average Attendance. | | |
|----------------------------|-----------------|--------------|------------|--------|--------|---------------------|--------|-------|
| | | | Boys. | Girls. | Total. | Boys. | Girls. | Total |
| Brought Forward | 12 | | 1,316 | 220 | 1,536 | 1,204 | 185 | 1,389 |
| German Baptist Mission. | 2 | Infants I | 44 | 9 | 53 | 40 | 9 | 49 |
| | | „ II | 53 | 12 | 65 | 48 | 11 | 59 |
| | | Elementary I | 51 | 2 | 53 | 48 | 2 | 50 |
| | | „ II | 33 | 3 | 36 | 25 | 2 | 27 |
| | | „ III | 22 | 2 | 24 | 19 | 2 | 21 |
| | | „ IV | 18 | — | 18 | 18 | — | 18 |
| Higher Elementary I | 18 | — | 18 | 16 | — | 16 | | |
| Total ... | 2 | | 239 | 28 | 267 | 214 | 26 | 240 |
| English Baptist Mission. | 1 | Infants I | 25 | 21 | 46 | 22 | 12 | 34 |
| | | „ II | 6 | 13 | 19 | 7 | 8 | 15 |
| | | Elementary I | 19 | 9 | 28 | 17 | 8 | 25 |
| | | „ II | 12 | 6 | 18 | 9 | 4 | 13 |
| | | „ III | 13 | 4 | 17 | 11 | 4 | 15 |
| | | „ IV | 15 | 3 | 18 | 13 | 3 | 16 |
| Total ... | 1 | | 90 | 56 | 146 | 79 | 39 | 118 |
| Total all Schools 1937 ... | 15 | | 1,645 | 304 | 1,949 | 1,497 | 250 | 1,747 |
| Total all Schools 1936 ... | 15 | | 1,549 | 289 | 1,838 | 1,410 | 253 | 1,663 |

(vii) *Unassisted Schools, Enrolment and Average Attendance.*

(For 1936: 1937 figures not yet available.)

| <i>Denomination.</i> | <i>No. of Schools.</i> | <i>Enrolment.</i> | | | <i>Attendance.</i> | | |
|------------------------|------------------------|-------------------|---------------|---------------|--------------------|---------------|---------------|
| | | <i>Boys.</i> | <i>Girls.</i> | <i>Total.</i> | <i>Boys.</i> | <i>Girls.</i> | <i>Total.</i> |
| Basel Mission ... | 148 | — | — | — | — | — | — |
| Infants Class I ... | | 2,466 | 360 | 2,826 | } 3,000 | 397 | 3,397 |
| " " II ... | | 1,186 | 107 | 1,293 | | | |
| Elementary Class I ... | | 59 | 50 | 109 | | | |
| " " II ... | | 24 | 25 | 49 | | | |
| " " III ... | | 14 | — | 14 | | | |
| Total ... | 148 | 3,749 | 542 | 4,291 | 3,000 | 397 | 3,397 |
| Roman Catholic ... | 33 | — | — | — | — | — | — |
| Infants Class I ... | | 742 | 149 | 891 | } 1,096 | 172 | 1,268 |
| " " II ... | | 382 | 47 | 429 | | | |
| Elementary Class I ... | | 64 | 6 | 70 | | | |
| " " II ... | | 48 | 9 | 57 | | | |
| " " III ... | | 35 | 4 | 39 | | | |
| Total ... | 33 | 1,271 | 215 | 1,486 | 1,096 | 172 | 1,268 |
| German Baptist ... | 14 | — | — | — | — | — | — |
| Infants Class I ... | | 235 | 47 | 282 | } 274 | 56 | 330 |
| " " II ... | | 88 | 22 | 110 | | | |
| Total ... | 14 | 323 | 69 | 392 | 274 | 56 | 330 |
| Totals 1936 ... | 195 | 5,343 | 626 | 6,169 | 4,370 | 625 | 4,995 |
| Totals 1935 ... | 151 | 3,919 | 653 | 4,572 | 3,112 | 487 | 3,599 |

Northern Areas.

249. The Director of Education of Nigeria visited the northern areas in February, 1937.

KENTU.

250. Five out of the six Kentu boys who were at the Takum elementary school in 1936* are still there, but it was not possible to receive any more in 1937 owing to lack of accommodation. The lack of a suitable trained teacher precludes the establishment of a school in Kentu, since there are not enough even for the existing schools in the Wukari Division, and the annual intake of new pupils is consequently restricted. The needs of

* Colonial No. 131, paragraph 288, pages 107-108.

the Kentu area are, however, constantly borne in mind and pupils will be sent to the elementary schools at Takum or Donga whenever an opportunity occurs until such time as a school can be established in the area. Six vacancies have been reserved for Kentu boys in 1938.

ADAMAWA DISTRICTS.

251. Elementary education in the southern area is confined to a small school conducted by the Sudan United Mission at Gurum, which has just sent its first pupils to the mission headquarters at Gindiri, where they are to be trained as religious teachers. In the northern area there is a native administration elementary school (Moslem) with 34 pupils at Mubi. In connection with this, but quite distinct from it, a class of 24 adult pagans has been conducted. The young men who attended the class made good progress during the year and appeared well content. They are provided with houses, subsistence and land to farm for themselves; the farms being partly for their own subsistence and partly to enable them to learn new methods and to cultivate new crops, such as ginger. A majority have their wives living with them. In December a European Superintendent of Education was posted to Mubi to convert this class into a non-Moslem training centre for teachers; the full elementary school course will be taken, followed by a year of teacher-training, and the centre will thus furnish material for the development of non-Moslem elementary schools in the area.

252. "Middle" education is provided at the middle school at Yola, where eight pupils from mandated territory were maintained at the expense of the native administration. One boy from the mandated area was admitted to the Kaduna College mentioned in paragraph 200.

253. The native administration also maintained four pupils at the teachers elementary training centre which is conducted by the Church of the Brethren Mission at Garkidda. One of these, the most promising of the four, died early in the year. The remainder are due to complete their course in 1939, when it will be possible to open an elementary school for the Chambas at Jada.

254. The native administration spent £383 in 1937 on the various educational activities for the mandated districts.

DIKWA.

255. There are now four elementary schools in the Dikwa Division. The largest and best of these—indeed one of the best in Bornu Province—is that at Dikwa. It has 117 pupils, including thirteen girls, and proceeds to elementary class IV; there are eight male teachers and a woman instructress in weaving. A trained teacher was added to the staff last year: the two upper

classes, with which he was concerned, were well up to standard at the end of the school year. All classes have made steady progress, and discipline is very satisfactory. The same crafts are taught as were mentioned in the last report.* The girls class is making fair progress. It is now graded as class II and its discipline has improved. The wet season farm has been quite successful but the dry season garden less so. The Headmaster attributes this, probably correctly, to the bad water found in that part of the town.

256. Games and physical training take place before school and football in the evening. The annual sports meeting with Mongonu, in Bornu Division, was held at Mongonu in January, amid much enthusiasm on the part both of competitors and spectators: the football match was drawn, but Mongonu proved much too good at athletics.

257. There were 33 boarders (all boys) in the school compound, which is efficiently managed by the Headmaster, and the boys seem happy and well cared for; these boys are children of parents living in villages a few miles away from Dikwa. Their food and clothing is provided by the Headmaster from funds contributed by parents. Tuition fees for elementary pupils are 3d. per month. Parents of pupils at the Middle School contribute up to a maximum of 5s. a month; if the parents are too poor to contribute, the pupils are accepted free, and the number of free admissions has recently increased.

258. There is a good deal of malaria at the Dikwa school as the surrounding country is inundated during the rains. The school is, however, close to the dispensary and pupils receive prompt attention.

259. The Bama Elementary School has 24 pupils, who are all in class II. There is only one teacher, who is the best that can be had until one of the young men now in training finishes his course.

260. An elementary school was opened at Ngala in June with one teacher and 23 pupils. The teacher proved satisfactory at Dikwa before his appointment to Ngala, but it is too early yet to assess the progress made with his new pupils. A dispensary has been built close by the school and it is hoped that both will be of value to the people.

261. The Hambagda Pagan elementary school, with 37 pupils in two classes has one teacher and two manual instructors (for weaving and smithing). Three unsatisfactory pupils were dismissed following an inspection in February and it was decided to reorganise the classes; eight new pupils were admitted. On the whole, very fair progress has been made during the year and the general position seems more satisfactory than in 1936.

* Colonial No. 131, page 108.

It was interesting to note that the superintendent in charge of the Elementary Training Centre, who visited a number of Bornu schools during his holiday, considered that this school compared very favourably with similar pagan schools on the Bauchi Plateau.

262. The garden, which has the benefit of a running stream, has done well, and the vegetables grown are incorporated in the free meal supplied at midday. Articles made in the blacksmiths class are taken home for use, while cloth woven in the school has been made up into gowns for the pupils to wear in cold weather. Attendance at the school is very fair. Efforts have been made to encourage parents to take an interest in the school and the holidays are arranged to fit in with the seasons of planting and harvest.


263. The three ex-pupils sent to Garkidda Elementary Training Centre for pagans, as mentioned in paragraph 297* of last year's report, did not fulfil their promise but ran away for a time; presumably they felt homesick and resented an unaccustomed standard of discipline. It is hoped that they have now decided to settle down and make the best of things.

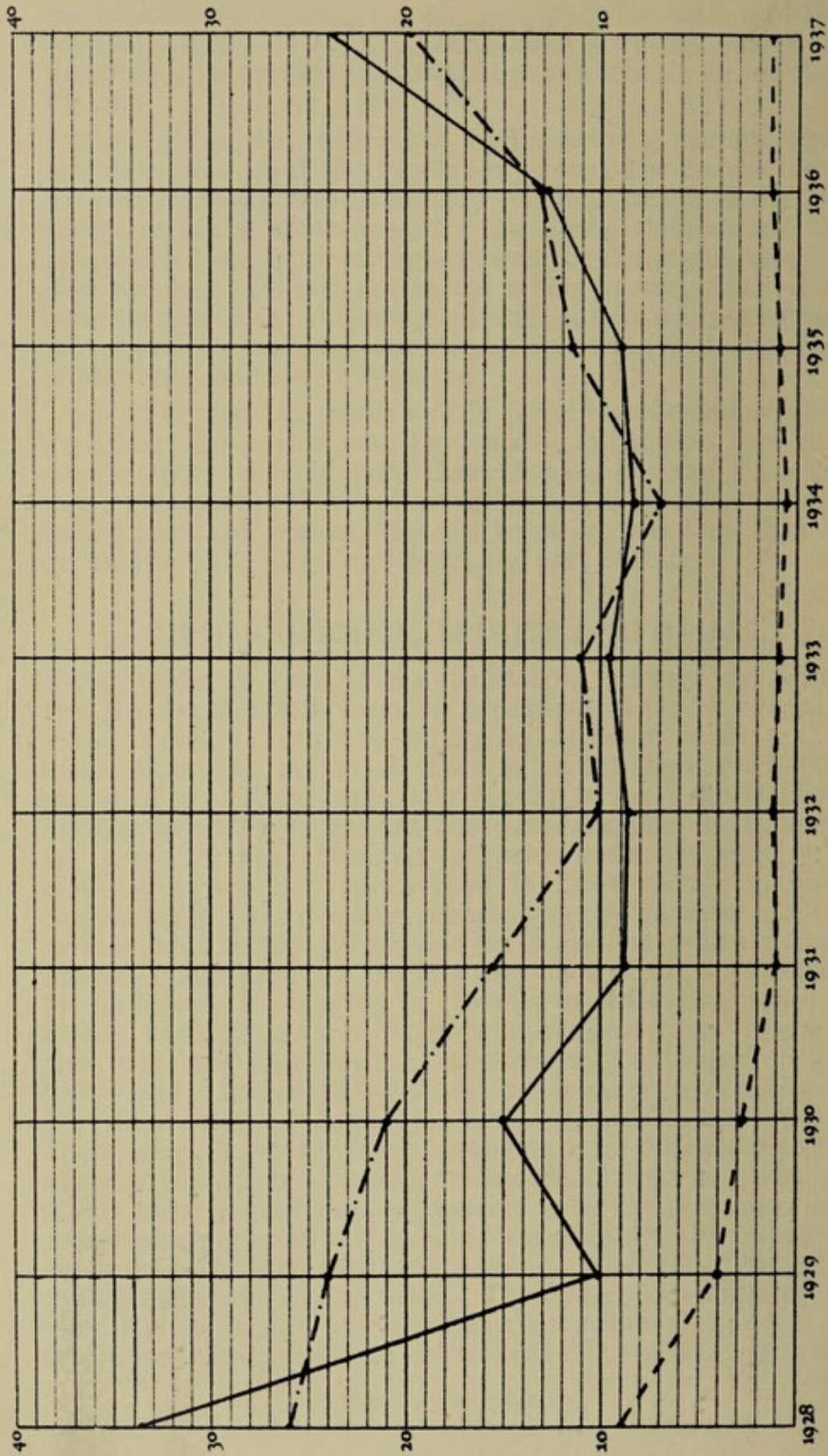
XVII.—ALCOHOL, SPIRITS AND DRUGS.

264. Order in Council No. 19 of 1937 released the Victoria and Kumba Divisions from the provisions of the Native Liquor (Sale) Ordinance, but it is still applied as before in the northern areas, that is to say to all districts except those occupied by pagan tribes. It was originally applied to the Victoria Division in 1926 in order to prevent the indiscriminate destruction of oil palms for the extraction of palm wine; in 1927 it was extended to the Kumba Division to check certain plantation companies in their declared intention to add to their profits by making and selling palm wine from the oil palms felled in clearing operations. In the first few years of the application of the Ordinance the number of licences to sell native liquor was strictly limited, and the people who suffered from the restrictions were the local women, who previously tapped their oil palms and bartered the wine in the markets in exchange for fish; they could not afford the licence fee of 3s. 6d. a month. There were, however, many strangers from French mandated territory who made an exclusive livelihood from the palm wine trade: they entered into agreements with the plantation companies which secured to them the ownership of palm trees growing in the areas earmarked for planting. They felled these trees and extracted the sap for wine. Their prospective market was such that the licence fee was a small consideration and in fact they were able to meet the entire local demand for palm wine,

* 1936 Report, page 109.

Fig. 1. Dependence of the rate of polymerization on the concentration of the monomer.





Gin in hundreds of gallons — Ales, beer, etc. in thousands of gallons - - - - Wines in thousands of gallons - - - -

although the people had to be content with an inferior variety, for the palm wine obtained by tapping is more palatable than that obtained by felling the trees. The Ordinance thus had no deterrent effect on the consumption of palm wine but merely took the trade out of the hands of the local people and gave it to strangers. Now that the Victoria and Kumba Divisions have been released from the restrictions the trade is returning to the hands of the local natives and there is general satisfaction.

265. With increased prosperity there has been a marked increase in the imports of spirits and beer. Gin showed an increase of more than 1,000 gallons and beer of over 6,500 gallons. Although from time to time cases come to light of natives being in possession of illicitly distilled liquor, the liquor is not, apparently, distilled in the territory, except perhaps in the creeks of the Fishtowns area.

266. The number of licences to sell imported liquor in force during 1937 was as follows:—

| <i>Licence.</i> | <i>Victoria.</i> | <i>Kumba.</i> | <i>Mamfe.</i> | <i>Bamenda.</i> | <i>Total.</i> |
|----------------------------|------------------|---------------|---------------|-----------------|---------------|
| Store Liquor | 7 | 6 | — | — | 13 |
| General Retail | — | 1 | — | — | 1 |
| Wine and Beer "On" | 2 | — | — | — | 2 |
| Wine and Beer "Off" | 10 | 4 | — | 1 | 15 |
| Totals 1937... .. | 19 | 11 | — | 1 | 31 |
| Totals 1936... .. | 18 | 10 | 1 | — | 29 |

267. The revenue received from liquor licences during the last three financial years was as follows:—

| | <i>£</i> | <i>s.</i> | <i>d.</i> |
|----------------|----------|-----------|-----------|
| 1934-35 | 586 | 0 | 0 |
| 1935-36 | 618 | 8 | 0 |
| 1936-37 | 596 | 10 | 0 |

268. The importations of alcoholic liquor since 1932 have been as follows:—

| | <i>1932.</i> | <i>1933.</i> | <i>1934.</i> | <i>1935.</i> | <i>1936.</i> | <i>1937.</i> |
|------------------------|--------------|--------------|--------------|--------------|--------------|--------------|
| | <i>Imp.</i> | <i>Imp.</i> | <i>Imp.</i> | <i>Imp.</i> | <i>Imp.</i> | <i>Imp.</i> |
| | <i>gal.</i> | <i>gal.</i> | <i>gal.</i> | <i>gal.</i> | <i>gal.</i> | <i>gal.</i> |
| Ale, beer, etc. | 10,204 | 11,111 | 7,161 | 11,206 | 13,297 | 19,804 |
| Spirits:— | | | | | | |
| Brandy | 67 | 158 | 60 | 56 | 82 | 149 |
| Gin | 888 | 964 | 829 | 898 | 1,329 | 2,378 |
| Rum | 10 | 20 | — | 8 | 6 | 6 |
| Whisky | 615 | 600 | 403 | 536 | 767 | 844 |
| Liqueurs | 33 | 33 | 40 | 27 | 66 | 27 |
| Wines | 1,046 | 981 | 746 | 904 | 1,257 | 1,373 |

269. The importations of ales, wines and gin, which alone are consumed in any considerable quantities by the natives, are shown in the graph below:—

270. The Commission expressed concern at the increased consumption of alcoholic liquors.* The graph below shows the total imports of liquor compared with the total volume of trade at the ports of Victoria and Tiko and makes it clear that while liquor imports in general follow the total volume of trade they have not increased in as high proportion as the latter. It may also be remarked that higher imports of liquor imply a diminution in the quantities of illicitly distilled spirits consumed by the natives.

271. The importations of gin during the last three years, classified according to the countries of export, have been as follows:—

| | 1935. | 1936. | 1937. |
|------------------------------------|------------------|------------------|------------------|
| | <i>Imp. gal.</i> | <i>Imp. gal.</i> | <i>Imp. gal.</i> |
| United Kingdom | 455 | 642 | 1,099 |
| Germany | 124 | 2 | 16 |
| Holland | 319 | 684 | 1,263 |
| Cameroons under French Mandate ... | — | 1 | — |
| Totals | 898 | 1,329 | 2,378 |

272. The following table shows the quantities of gin and whisky of various strengths which were imported into the Cameroons Province during the last three years:—

| <i>Strength.</i> | GIN. | | | WHISKY. | | |
|-------------------------|--------------|--------------|--------------|--------------|--------------|--------------|
| | <i>1935.</i> | <i>1936.</i> | <i>1937.</i> | <i>1935.</i> | <i>1936.</i> | <i>1937.</i> |
| <i>Tralles degrees.</i> | <i>Gal.</i> | <i>Gal.</i> | <i>Gal.</i> | <i>Gal.</i> | <i>Gal.</i> | <i>Gal.</i> |
| 41° | — | — | — | — | — | — |
| 42° | 293 | 687 | 1,257 | — | — | — |
| 43° | — | 16 | 6 | 78 | 80 | 494 |
| 44° | — | 16 | 12 | 447 | 687 | 347 |
| 45° | 292 | 116 | 271 | — | — | — |
| 46° | 291 | 488 | 796 | — | — | — |
| 47° | — | — | — | — | — | — |
| 48° | — | — | — | — | — | — |
| 49° | — | — | 36 | — | — | — |
| 50° | 22 | 6 | — | — | — | 3 |
| Not tested | — | — | — | 11 | — | — |
| Totals | 898 | 1,329 | 2,378 | 536 | 767 | 844 |


273. The following table shows the revenue derived from duties on the importation of liquor in 1937:—

* Minutes of 31st Session, page 191.



Total imports of alcoholic liquor in units of 5000 gallons. —

Total trade in units £100,000. - - -



| | Victoria. | Tiko. | Total. |
|---------------------------------|-----------|-------|--------|
| | £ | £ | £ |
| Ale, beer, etc. | 1,471 | 619 | 2,090 |
| Spirits :— | | | |
| Brandy | 273 | 1 | 274 |
| Gin | 1,671 | 1,357 | 3,028 |
| Rum | 10 | 1 | 11 |
| Whisky | 1,084 | 363 | 1,447 |
| Liqueurs | — | 50 | 50 |
| Methylated | 22 | — | 22 |
| Perfumed | 52 | 57 | 109 |
| Unenumerated potable | 284 | 76 | 360 |
| Unenumerated not potable | 8 | 6 | 14 |
| Totals | 4,785 | 2,530 | 7,405 |

274. In the northern areas no cases of illicit distillation have been reported and there is still no reason to suspect that it is being practised or that spirits or drugs are being smuggled into the area. The pagan communities brew corn beer but the Moslems are teetotal.

XVIII.—PUBLIC HEALTH.

Cameroons Province.

275. Health services in the Cameroons Province comprise those financed by the Government and the native administrations and supervised by the medical and health departments of the Government, those maintained by the plantation companies for their own employees and those under the auspices of the missions. In the first category are the five hospitals for Africans, at Victoria, Kumba, Mamfe, Bamenda and Bansa, each of which is in the charge of a medical officer; the medical officer at Victoria also looks after the European hospital. All the hospitals are built in permanent materials except that at Bansa, where, however, great improvements were made during the year: two new wards, of "semi-permanent" construction, were opened in March and a third neared completion at the end of the year. The old temporary buildings are now only used to accommodate patients suffering from minor ailments; plans for 1938 include a new operating theatre, out-patients department, dispensary and office. The Bamenda hospital also is being enlarged by an additional ward, a new operating theatre and an office, but these had not been completed at the end of the year. The hospital at Kumba is good both in design and in construction, while that at Mamfe is considered by the Director of Medical Services to be a model of what a hospital in a country town should be. The Victoria hospital is not so satisfactory: most of it was built before the War and is of poor design, but an improvement was made early in 1937 by the addition of a small ward and a dressing shelter.

276. Among the out-patients at the hospitals are many who come from a distance, and it is sometimes difficult for them to find lodging; for their convenience, there have been built in

the grounds of some of the hospitals, rest-houses in which they can stay while attending hospital for treatment.

277. The following table shows the number of patients treated at the five hospitals during the past three years:—

| <i>Hospital.</i> | <i>In-patients.</i> | | | <i>Out-patients.</i> | | | <i>Operations.</i> | | |
|------------------|---------------------|-------|-------|----------------------|--------|--------|--------------------|-------|-------|
| | 1935. | 1936. | 1937. | 1935. | 1936. | 1937. | 1935. | 1936. | 1937. |
| Victoria | 905 | 952 | 1,060 | 11,871 | 11,460 | 11,624 | 537 | 402 | 467 |
| Kumba | 758 | 726 | 758 | 4,168 | 6,583 | 7,782 | 372 | 513 | 510 |
| Mamfe... | 695 | 488 | 560 | 10,329 | 9,981 | 7,210 | 570 | 338 | 347 |
| Bamenda | 1,191 | 1,732 | 1,285 | 6,433 | 8,158 | 4,831 | 505 | 673 | 265 |
| Banso ... | 462 | 708 | 823 | 3,631 | 4,248 | 4,300 | 473 | 513 | 486 |
| Totals ... | 4,011 | 4,606 | 4,486 | 36,432 | 40,430 | 35,747 | 2,457 | 2,439 | 2,075 |

278. As foreshadowed in paragraph 322 of the last report,* three new dispensaries were opened in 1937 in the Kumba Division, at Mbonge-Marumba, Massaka and Muambong, while the buildings of other dispensaries were much improved; eight out of the 13 are now classified as "permanent" buildings. Each dispensary is in the charge of a trained attendant and is visited regularly by a medical officer.

279. The people appreciate the treatment which is available at the dispensaries and the number of attendances has generally increased, as the following table shows:—

| <i>Area.</i> | <i>Name of Dispensary.</i> | <i>Number of Treatments.</i> | <i>Number of Attendances, 1937.</i> | <i>Number of Attendances, 1936.</i> |
|--------------|----------------------------|------------------------------|-------------------------------------|-------------------------------------|
| Victoria ... | Muyuka ... | 1,402 | 9,537 | 6,171 |
| " ... | Tiko ... | 1,890 | 14,828 | 10,248 |
| Kumba ... | Ndoi ... | 2,664 | 13,626 | 17,426 |
| " ... | Kumbe-Balue... | 6,920 | 36,632 | 30,119 |
| " ... | Toko ... | 6,179 | 45,098 | 22,509 |
| " ... | Mbonge * ... | 1,476 | 5,592 | — |
| " ... | Massaka * ... | 978 | 5,236 | — |
| " ... | Muambong † ... | 57 | 57 | — |
| Mamfe ... | Kembong ... | 2,300 | 2,924 | 2,674 |
| " ... | Tali ... | 2,089 | 8,556 | 5,180 |
| Bamenda ... | Bamunka ... | 3,664 | 19,692 | 23,034 |
| " ... | Batibo ... | 2,404 | 5,761 | 8,030 |
| " ... | Bali ... | 2,702 | 6,248 | 7,726 |
| Totals | | 34,725 | 173,787 | 133,117 |

* Opened during the year.

† Opened towards the end of the year.

* Colonial No. 131, page 115. That paragraph erroneously gave Bali, Bamunka and Batibo as the three already existing dispensaries in Kumba. The names should have been given as Ndoi, Kumbe-Balue and Toko.

280. In the Mamfe Division there are three travelling dressers employed by the native administration in the Assumbo, Menka-Widekum and Mundani areas respectively. These dressers tour the more remote districts giving simple mixtures prepared in the hospital at Mamfe, dressing sores and giving *sobita* injections for yaws. The following table indicates the number of cases treated in the different areas:—

| <i>Disease.</i> | <i>Assumbo.</i> | <i>Menka-Widekum.</i> | <i>Mundani.</i> |
|-------------------|-----------------|-----------------------|-----------------|
| Yaws | 637 | 1,330 | 267 |
| Gonorrhoea | 153 | 173 | 3 |
| Syphilis... .. | 155 | 48 | — |
| Leprosy | 7 | 143 | — |
| Totals | 952 | 1,694 | 270 |

281. Count de Penha Garcia asked* for further information regarding wayside clinics. These clinics were initiated in Mamfe Division about three years ago and have increased in popularity from year to year. The Medical Officer, when visiting the native administration dispensaries, as he does at frequent intervals, passes through a number of villages which have no regular medical facilities. In order that the people of these wayside villages might gain some advantage from his journeys, a former medical officer arranged to stop and give such treatment as he could, and the chiefs arranged for the patients to be ready when he arrived. This practice has been maintained by his successors until the "wayside clinics" have become a regular feature appreciated by the people and enjoying the co-operation of the village chiefs. Patients come from far and near, and the waiting crowd is often considerable. These clinics have been held regularly throughout the year, with an increasing number of attendances, at Badchu-Ntai, Badchu-Akagbe, Nbinjong, Fainchang, Bakebe, Tinto I, Nchang and Mfuni, and new ones were started at the villages of Ossing, Assum and Feitok at the express request of their chiefs and people. A variety of ailments are treated, and injections are given for yaws, leprosy and venereal diseases; advice is offered on village sanitation, on maternity and the care of children, and attention is directed to the need for early treatment and segregation in cases of leprosy. The lectures on these subjects are much appreciated and, apparently, taken to heart in many cases. The medical officer travels in a lorry and can thus remove to hospital serious cases and patients who require surgical operations. Some idea of the volume of work done at the wayside clinics is given by the fact that 6,500 patients were treated for yaws, 250 for syphilis, 80 for gonorrhoea and 250 for leprosy; records were not kept of other treatments. It is encouraging to see how old patients come back from their villages bringing new patients with them.

* Minutes of 31st Session, page 78.

282. Count de Penha Garcia asked* that details of the European as well as the African staff should be tabulated. The following table sets out all the particulars required:—

| <i>Hospital.</i> | <i>European.</i> | | | | | <i>African.</i> | | | | | |
|------------------|--------------------------|-------------------------|----------------------------------|-----------------------|-------------------------|--------------------|--|--|--|--|-----------------------|
| | <i>Medical Officers.</i> | <i>Nursing Sisters.</i> | <i>Sanitary Superintendents.</i> | <i>Nurses (Male).</i> | <i>Nurses (Female).</i> | <i>Dispensers.</i> | <i>Sanitary Inspectors and Vaccinators (Government).</i> | <i>Sanitary Inspectors and Vaccinators (N.A.).</i> | <i>Other Native Administration Staff (Male).</i> | <i>Other Native Administration Staff (Female).</i> | <i>Ward Servants.</i> |
| Victoria ... | 2* | 1 | 1 | 11† | 3 | 1 | 2 | 1 | — | 2 | 5‡ |
| Buea ... | — | — | — | 1 | — | — | — | 1 | — | 1 | 2 |
| Kumba ... | 1 | — | — | 4 | — | 1 | 1 | 1 | 7 | — | 2 |
| Mamfe ... | 1§ | — | — | 4 | — | 1 | 1 | — | — | — | 2 |
| Bamenda ... | 1 | — | — | 5 | — | 1 | — | — | 2 | 1 | 5 |
| Banso ... | 1 | — | — | 2 | — | 1 | — | 1 | 1 | — | 1 |
| Totals ... | 6* | 1 | 1 | 27 | 3 | 5 | 4 | 4 | 10 | 4 | 17 |

* Includes one Medical Officer of Health for whole province.

† Includes one leper attendant and two sleeping sickness attendants stationed at Tiko.

‡ Includes one steward at European hospital.

§ A qualified African doctor.

283. The medical work in the plantations has been described in Chapter XIV.

284. The missions conduct a number of clinics and dispensaries under permits issued by the medical authorities. The Roman Catholic Mission treated 16,544 patients, the Basel Mission 7,000 and the German Baptist Mission 4,242. The Basel Mission clinics at Victoria, Bafut, Bali and Nyasoso are in the charge of European Sisters, and in addition to the general dispensary work they treated 128 maternity cases. The Roman Catholic Mission has an excellent maternity hospital at Kumbo in the Bamenda Division, staffed by European hospital-trained sisters. During 1937, 220 babies were born in the hospital and there was only one death. The Sasse convent of the same mission also undertakes maternity work.

285. The Government made grants to the missions in aid of their medical work as follows:—

| | |
|-------------------------------|----|
| Basel Mission | £ |
| Roman Catholic Mission | 50 |
| German Baptist Mission | 30 |
| | 20 |

* Minutes of 31st Session, page 77.

286. The child-welfare centre at Kake has been described in Chapter XVI.* The Buea centre, also conducted by voluntary workers with the help of a nurse in the service of the native administration, was open once a week and dealt with 35 new cases during the year, the total number of attendances being 243. The centre at Muyuka was open once a month and the medical officer from Victoria generally attended its meetings.

EPIDEMIC, ENDEMIC AND INFECTIOUS DISEASES.

287. There was no outbreak of epidemic disease during the year but chicken-pox was more prevalent than usual. The endemic diseases of public health importance were yaws, leprosy, malaria and trypanosomiasis. Yaws appears to be more prevalent in the Cameroons than in any part of Nigeria: it is chiefly a disease of children between two and five years of age but it frequently leads to permanent disability. The following table shows the preponderance of cases of yaws over those of syphilis and gonorrhoea treated in hospital:—

| <i>Hospital.</i> | <i>Yaws.</i> | <i>Syphilis.</i> | <i>Gonorrhoea.</i> |
|------------------|--------------|------------------|--------------------|
| Victoria | 1,113 | — | 468 |
| Kumba | 813 | 114 | 100 |
| Mamfe | 440 | 24 | 119 |
| Bamenda | 288 | 13 | 157 |
| Banso | 219 | 15 | 175 |

This does not include the large number treated in dispensaries or by the travelling vaccinators and dressers. In the Bamenda Division alone the vaccinators administered 40,639 intramuscular injections of bismuth.

288. Unfortunately the bismuth treatment in the hands of partially trained persons does not appear to be reducing the incidence of yaws, and the needle in other than expert hands can be dangerous, especially to children. Experiments therefore are about to be started in the mass treatment of children with stovarsol, orally administered; they will be carried out in a few villages in the Bamenda Division, in the hope of finding a safer and more effective means of reducing the incidence of this disease.

289. Leprosy is widespread, particularly in the Bamenda and Mamfe Divisions, but no detailed surveys have yet been undertaken. There are small native administration leper camps at Kumba and Banso with an average population during 1937 of 19 and 21 respectively. The leper settlement near Bamenda is a well conducted village of 191 persons.

290. Malaria is widely distributed throughout the Province but is nowhere hyperendemic, nor does it appear in epidemic form. Count de Penha Garcia asked† about prophylaxis. The usual

* Page 67.

† Minutes of 31st Session, page 77.

anti-mosquito measures are taken in the larger centres of population and in the labourers' lines on plantations, and quinine is available in all hospitals and dispensaries, but it would not be a practicable public health measure to conduct an intensive anti-malaria campaign among the general population. For Europeans, the incidence of the disease would be lowered by the establishment of a Government residential area at Victoria and by better segregation of Europeans resident on plantations, but Buea, Bamenda and Bansa are not malarious stations. Modern methods of medicinal prophylaxis as advised in the fourth report of the Malaria Commission of the League of Nations are practised by Europeans.

291. There is evidence that the incidence of trypanosomiasis is decreasing at Tiko and on the plantations in the Victoria Division, though the disease is thought to be gaining ground at Kumba. Sleeping sickness personnel are stationed at Tiko and 147 new cases were treated as compared with 242 cases in 1936. Among 702 passengers examined for sleeping sickness before leaving the Cameroons by ship, only four cases of infection were found.

292. Tuberculosis is not prevalent in the Cameroons; the number of cases reported to have received treatment were two at Bamenda and two at Bansa.

Northern Areas.

KENTU.

293. The travelling dispensary attendant mentioned in the last report* visited Kentu regularly and gave 2,292 treatments. The people appreciate his services and would like a permanent dispensary in the area; it is not possible to meet their wishes until adequate supervision can be assured.

ADAMAWA DISTRICTS.

294. The native administration dispensaries established at Jada in the south and Mubi in the north have done good work and handled between them some 4,375 new cases (with a total of approximately 23,700 attendances) during the year. The native administration also maintains a dressing station at Mayo Dagga on the Mambilla Plateau. Both dispensaries were inspected by the Medical Officer during the year. No fees are charged for treatment. The leper colony of the Church of the Brethren Mission at Garkidda and their hospital at Lassa, both of which serve mandated territory, were once more supported, to the extent of £500, from native administration funds.

* Colonial No. 131, page 120.

295. Preliminary sleeping sickness surveys were carried out in the northern area by a medical officer, no endemic foci being found; this officer had unfortunately to be recalled before he could undertake similar investigations in the southern area.

296. Cerebro-spinal meningitis, which is now recognised as endemic in the Adamawa Province, took its customary toll and, with the exception of Gashaka and Toungo, all mandated districts were affected. Small-pox was, as usual, generally reported and a more than usually severe outbreak in the Maiha District induced a welcome change of attitude towards vaccination, the Njenye pagans in this area, who had hitherto declined such assistance, coming forward to the number of 2,000. An epidemic, so far unidentified but with a high incidence of mortality, which is further described in paragraph 299 below, affected the Mandara District as well as part of the Dikwa Division.

DIKWA.

297. The three native administration dispensaries at Dikwa, Bama and Hambagda have done good work and it is hoped to open another at Ngala shortly. The following table gives new cases and attendances at each dispensary:—

| | <i>New Cases.</i> | <i>Attendances.</i> |
|-----------------|-------------------|---------------------|
| Bama | 5,739 | 18,772 |
| Hambagda | 3,291 | 11,383 |
| Dikwa | 13,653 | 56,367 |
| | <hr/> | <hr/> |
| | 22,683 | 86,422 |
| | <hr/> | <hr/> |

The staff attached to each dispensary is as follows:—

| | <i>Male Dressers.</i> | <i>Female Dressers.</i> |
|-----------------|---------------------------|-----------------------------|
| Bama | 1 | 1 |
| Hambagda | 2 | — |
| Dikwa | 2 | 2 |

298. The medical officer stationed at Maiduguri visits all three dispensaries when opportunity offers. The increase (nine thousand) of attendances over last year indicates the growing popularity of European medicine in these areas. The Emir of Dikwa takes a keen interest in the work.

299. The epidemic disease mentioned in paragraph 296 appeared first among the pagans in the hills in October and was characterised by a very high mortality rate. The medical officer stationed at Maiduguri investigated on the spot but unfortunately saw no case of the disease in its acute stage, as described in the reports. Blood was taken from some of the sufferers who had recovered, to test for signs of yellow fever, but difficulty in getting the blood to the laboratory in a satisfactory condition

rendered the results inconclusive. Active measures were instituted to prevent the disease spreading, including the establishment of a sanitary cordon round the area to prevent anyone entering or leaving it, and a meeting of the pagan chiefs was held to explain measures to prevent mosquito breeding and to advise them not to travel from one village to another while the epidemic lasted. Other sanitary measures were taken including the spraying of houses where deaths were said to have occurred, although, whether due to the previous warning concerning mosquito breeding or not, no larvae were found in the houses. The epidemic has died down and no new cases have since been reported.

300. The Commission expressed the hope that larger sums might be spent on the public health service.* The expenditure by the Central Government in 1937 amounted to £13,812 for personal emoluments and £5,668 for "other charges" omitting any share of headquarters expenses, an increase of £6,814 over the corresponding figures for 1936.

RAINFALL.

301. The following table shows the rainfall recorded at the various meteorological stations in the Cameroons Province:—

| | | | <i>Average rainfall for the last nine years.</i> | <i>Rainfall, 1937.</i> |
|------------|-----|-----|--|----------------------------|
| Buea | ... | ... | 112·45 | 98·46 |
| Victoria | ... | ... | 171·04 | 128·47 |
| Debundscha | ... | ... | 374·54 | 351·98 |
| Kumba | ... | ... | 101·32 | 84·15 |
| Mamfe | ... | ... | 123·15 | 109·6 |
| Bamenda | ... | ... | 99·31 | 87·94 |

XIX.—LAND TENURE.

302. Previous reports have described fully the system of land tenure in the territory. It is governed by the Land and Native Rights Ordinance, which was reproduced in Appendix VI of the 1928 Report (Colonial No. 42, page 129), but land which was alienated before the territory came under British administration is excluded from the operation of the Ordinance. The land so alienated amounts to just over 523 square miles and is almost all in the hands of plantation companies in the Victoria and Kumba Divisions.

303. All the rest of the mandated territory has been declared under the Ordinance to be "native lands", subject to the control and disposition of the Governor, to be administered for the use and common benefit of the natives; such control to be exercised as far as possible in accordance with native laws

* Minutes of 31st Session, pages 77 and 191.

and customs. No non-native can lawfully acquire any right to the use or occupation of such native land without the Governor's consent. About sixteen square miles have been leased to non-natives, less than three-quarters of a square mile being for a period of as much as 99 years. Detailed figures were given in paragraph 347 of the 1936 Report.*

304. The native laws and customs in accordance with which the Governor exercises his control under the Land and Native Rights Ordinance have been described in previous reports. The customs in the Cameroons Province were outlined in paragraph 353 of the 1936 Report† and those in the northern areas in paragraphs 209-210 and Appendix III of the 1924 Report.‡

305. Lord Hailey asked§ whether there was any tendency on the part of the natives in the northern areas to apply for rights of occupancy. Under the Land and Native Rights Ordinance amended by Ordinance No. 23 of 1926, the definition of a "right of occupancy" includes the title of a native or native community lawfully using or occupying land in accordance with native law and custom. No native or community in the northern areas has made application for formal confirmation of this right, but the right exists.

306. M. Van Asbeck asked|| with reference to the alienated lands whether the Government has powers of compulsory expropriation in case the native reserves need extension in the future. The existing native reserves have been enlarged where necessary by agreement and have been declared to be "native lands" (that is to say lands controlled under the Land and Native Rights Ordinance) by the Cameroons under British Mandate Administration (Amendment) Ordinance, 1938 (No. 9 of 1938). Should any further extension of these reserves be required the Government would try to achieve it by agreement. Failing agreement, the Government could dispossess the plantation owners compulsorily under the Public Lands Acquisition Ordinance of land required "for general public use", but whether "general public use" includes the extension of the native reserves or not would be a matter for the courts to decide.

XX.—FORESTRY, AGRICULTURE AND VETERINARY.

(i) Forestry.

CAMEROONS PROVINCE.

307. There were two European forestry officers in the Province for nearly half the year and one for the remainder; the number of African forest guards was 28, of whom 16 were

* Colonial No. 131, page 121.

† Colonial No. 131, page 123.

‡ Colonial No. 16, pages 43-44 and 75-82.

§ Minutes of 31st Session, page 71.

|| Minutes of 31st Session, page 70.

employed by the native administrations. In addition to the usual work connected with establishing forest reserves, looking after timber plantations and inspecting timber concessions, a stretch of forest north of the Cameroons Mountain was specially examined to test its quality. The examination proved worth while, for the forestry officer pronounced it "probably the sole remaining first class forest" in the Cameroons Province, and succeeded in getting it "settled" (i.e., ready for final constitution as a forest reserve) before the end of year.

308. There are 1783.68 square miles of fully constituted reserves in the province, which is just over one-tenth of the total area. The figure of 1,901.68 square miles given in paragraph 359 of the last year's report* included the 118 square miles of the "settled" Bambuko reserve which has not yet been constituted and the Korup (313 square miles) and Bafut-Ngemba (23 square miles) reserves which were not constituted until 1937. (It should be explained that a reserve is "settled" by a judgment of the Reserve Settlement Officer after hearing claims to rights or interests in the land, but does not acquire the status of a reserve until it has been "constituted" by the Governor.)

309. A traveller through the Kumba and Mamfe Divisions must be struck with the area of forest that is being cleared to make cocoa farms. It is to prevent such wholesale damage, for which future generations will suffer, that the administration endeavours to reserve a reasonable proportion of forest lands.

310. There were 53 convictions for offences against the forest laws. *Saccoglottis*, the bitter bark tree with a timber not unlike mahogany, has for some time been one of commonest victims of the unlawful feller's depredations, and even heavy fines do not seem to deter them.

311. The fuel plantations in the Bamenda Division (at Bamenda, Bande and Kumbo) do not thrive readily. Spaces where trees have died have been filled up with a variety of eucalyptus, and this species as well as *cupressus macrocarpa* has been used for new planting. Of other plantation work, an interesting experiment was the sowing of *Juniperus procera*, the African pencil-cedar, in three nurseries. At Bamenda and Musaka it did not promise well but at Buea six or seven hundred healthy seedlings are growing. "Coppicing" in the cinchona plots was successful six years ago, so it was tried again at Musaka. As a result a ton of bark became available and was shipped to England after an analysed sample had shown a good sulphate of quinine content.

312. The *Compagnie Generale de l'Equateur* is the only timber firm operating in the territory. 5,130 tons of timber valued at £14,059 were exported as against 5,201 tons (value £14,122) in 1936.

Botanic Gardens, Victoria.

313. The usual upkeep of the central portion of the gardens has been carried out; the flower beds long in need of treatment have been taken in hand and some of the lawns have been cleared of rocks in preparation for mowing by machine. The gardens are singularly lacking in indigenous species, a fact which considerably reduces their value to local botanists, so a number of trees raised from seed collected in the Cameroons have been planted out, mostly by the banks of the Limbe river in its upper reaches near the Great Lawn.

NORTHERN AREAS.

314. There is little to report in the northern areas. A fuel plantation for Dikwa town is being mooted and plans for recruiting and training forest guards are in hand.

(ii) Agriculture.

CAMEROONS PROVINCE.

315. The dry harmattan wind blew longer than usual and the rainfall was below the average, but the crops do not seem to have suffered. There are no statistics of the food crops but the general impression of touring officers was that the harvests were normal.

316. Bananas, rubber, oil and kernels are produced mostly on plantations under European management. The Agricultural Department interests itself more in the crops grown by the natives. The most important of these is cocoa. The inspection of produce for export* was extended to the whole of the Victoria and Kumba Divisions, with the exception of four small frontier stations. There was at first a good deal of opposition to the regulations, mostly on the part of the German firms, but there can be no doubt that they served their purpose, of raising the quality of the cocoa grown by the natives. Previously it was very rare for native-grown cocoa to sell "forward" in European or American markets because it varied so in quality. Now that it is "graded" under the regulations, that difficulty has disappeared. Half of the cocoa exported was of the first grade, while only a little fell below the export standard. About 100 tons of diseased or "smoky" cocoa and "siftings" from the plantations, unfit for normal sale, was exported under special licence.

* Colonial No. 131, paragraph 374, page 129.

317. The total tonnage of cocoa exported from the territory was 5,716, which exceeded the total export for 1936 by 143 tons (the exports through Victoria and Tiko were 4,763 tons, eleven tons less than last year: the increase has been in the trade to Calabar). Larger stocks were on hand awaiting shipment at the end of the year than there had been at the beginning, so the export figures do not fully reflect the increase in production.

318. Of the total output of cocoa 66 per cent. is produced by African and 34 per cent. by European plantations; of the native-produced portion 21 per cent. is marketed through co-operative societies.

319. The membership of the Kumba Co-operative Marketing Union has increased and it has dealt with far more cocoa than ever before. More members made use of the Unions' credit facilities, the total value of the loans and advance payments amounting to about £4,300 (including £450 worth of iron sheets given out on credit).

320. The price of cocoa varied during the 1937-8 season from £31 10s. to £12 10s. a ton.

321. The Union sent a mission to the Balong tribe in north-eastern Victoria to encourage co-operative marketing, and twenty tons were marketed there through its agency, as against five tons the season before. It also extended its operations to Tombel in the north-eastern part of the Kumba Division, where thirteen village fermentaries were reported to have been started. The farmers find, however, that they get better results from their own private fermentaries, as the village ones are often badly supervised; they are building their own as fast as they get a large enough acreage of bearing trees to make them pay.

322. The Union built three new central stores, making seven in all, and bought a second lorry, a safe, a typewriter and printed stationery. It also sent two young men to be trained in co-operative work at the headquarters of the Registrar of Co-operative societies in Nigeria. The advance that the Union has made is all the more striking in face of keener competition than ever from the firms and middlemen. In the past the Union had practically a monopoly of motor-lorry transport but now all the firms and several middlemen have their own lorries. They of course pay cash on the spot for the cocoa they buy, while the Union's payments, apart from advances, are not made until the end of the season.

323. The Mamfe Cocoa Farmer's Union has hitherto been supervised by the Administrative officers but the Agricultural Department is taking over this responsibility shortly. The Union expects to market 117 tons during the 1937-8 season, which is double the previous season's sales.

NORTHERN AREAS.

324. The cultivation of ginger mentioned in the last report* is encouraging. An African was trained by the Agricultural Department for the native administration and was sent to Mubi to supervise. The 1937 crop was promising and arrangements have been made for its sale in bulk; not very much is actually available for export as the greater part was reserved for re-distribution for planting. Cotton seed was again distributed to the farmers free of charge. The cotton from which this seed is supplied is grown at Bagana on the Benue in Nigeria and is the most suitable variety so far discovered for growing in the mandated areas. All the cotton produced is absorbed by the local weaving industry.

325. Dikwa groundnut growers made good profits at the beginning of the year but with the autumn harvest the prices fell and not much was sold. There is a 420 mile road haul to the rail-head at Jos and the European market has to be very keen before the firms can offer a tempting price to the farmer at Dikwa. The local demand is limited and the crop is grown mostly as a gamble. Price variations do not inflict particular hardship as the farmer depends on his corn and other crops for his livelihood and on his groundnuts only for spare cash. They do of course affect his buying power and both the market for European goods and general prosperity vary in sympathy. Corn must be the chief agricultural interest for many years to come; the 1937 harvest was not like the exceptional one of 1936, but it was satisfactory. Butter for the manufacture of ghee has maintained its price at a fair level.

(iii) Veterinary.

CAMEROONS PROVINCE.

326. Last year's report gave the number of cattle in the Bamenda Division as 32,700.† A more careful count in 1937 revealed a total of 59,074. The veterinary officer who arrived at the end of 1936 spent six months of 1937 in the province. He was struck by the freedom of the cattle from epizootic diseases (and by their wildness). This freedom from disease is on its face a most desirable state, but it has its dangers for it must produce a strain without a natural immunity so that the outbreak of disease would wreak terrible havoc. Accordingly steps have been taken to start a native administration veterinary service in Bamenda to guard against such a contingency.

* Colonial No. 131, paragraph 386, page 132.

† Colonial No. 131, paragraph 391, page 132.

327. The first object of the veterinary officer's visit was to study tuberculosis. His tests found 15 per cent. of the cattle to be infected, by far the majority being cattle brought in from French mandated territory. The resident herds appeared to be comparatively free.

NORTHERN AREAS.

328. The Adamawa Emirate, including the mandated districts, was divided up into separate veterinary areas with an inoculator posted in each. This will enable diseases to be notified more promptly and will make control easier. A general survey for trypanosomiasis control was completed.

329. There was a comparatively severe outbreak of rinderpest in the southern area but otherwise the health of cattle has been satisfactory. The veterinary camps at Uba and Gurumpawo gave more than 42,000 treatments as against not quite 40,000 in 1936. Inoculation for rinderpest and black quarter grows rapidly more popular. The veterinary centre at Yola now supplies vaccine for all the inspection stations and control posts, instead of having to get it, as hitherto, from Veterinary Headquarters 400 miles away; inspection and control posts* prove their value more and more every year.

330. In Dikwa there have been several outbreaks of rinderpest but none was very grave, owing to the natural immunity of the majority of the stock. Pleuro-pneumonia is still rife in some parts but the cattle owners make no effort to have their cattle vaccinated, compelling the authorities to resort to quarantine and slaughter of diseased animals. The control post at Ngala vaccinated 11,114 animals for rinderpest and 15,672 for pleuro-pneumonia.

331. Work has continued on the improvement of hides and skins† and a European stockman toured Dikwa for five weeks with this object. It is disappointing that the price of hides has fallen just when the standard of preparation has improved.

332. According to the 1937 count the number of cattle and other livestock in the northern areas is increasing fast, but this may be ascribed to some extent to more accurate counting.

XXI.—MINES.

333. Following the demise of the Cameroons Alluvial Gold Syndicate,‡ there are now no mines either in the Cameroons Province or in the northern area. The prospector mentioned in last year's report§ visited the Dikwa Division early in 1937 but his investigations do not appear to have borne any fruit. The

* Colonial No. 131, paragraph 394, page 133.

† Colonial No. 131, paragraph 399, page 134.

‡ See paragraph 185, page 65.

§ Colonial No. 131, paragraph 400, page 134.

rumoured presence of minerals in Mambilla was expected to attract prospectors to this area once it was removed from the schedule of unsettled districts but none have visited it as yet.

XXII.—POPULATION STATISTICS.

334. The population figures for 1937 are as follows:—

Native Population.

| <i>Division.</i> | <i>Adult Males.</i> | <i>Adult Females.</i> | <i>Children.</i> | <i>Total.</i> |
|--|---------------------|-----------------------|------------------|----------------|
| Victoria | 23,199 | 10,651 | 8,666 | 42,516 |
| Kumba | 21,466 | 23,687 | 25,251 | 70,404 |
| Mamfe | 21,323 | 24,080 | 22,736 | 68,139 |
| Bamenda | 63,300 | 74,975 | 88,455 | 226,630 |
| Total Cameroons Province | 129,288 | 133,293 | 145,108 | 407,689 |
| Totals 1936 | 129,719 | 134,765 | 145,998 | 410,482 |
| Kentu | 2,549 | 2,650 | 2,939 | 8,138 |
| Adamawa | 69,007 | 75,221 | 69,582 | 213,810 |
| Dikwa | 53,876 | 72,031 | 75,151 | 201,058 |
| Total Northern Area | 125,432 | 149,902 | 147,672 | 423,006 |
| Total Mandated Territory | 254,720 | 283,195 | 292,780 | 830,695 |
| Totals 1936 | 253,264 | 282,774 | 289,196 | 825,234 |

*European Population and Nationalities.**

| <i>District.</i> | <i>Nationality.</i> | <i>Adult Males.</i> | <i>Adult Females.</i> | <i>Children.</i> | <i>Total.</i> |
|----------------------------|------------------------|---------------------|-----------------------|------------------|---------------|
| Cameroons Province. | British | 54 | 20 | 1 | 75 |
| | German | 176 | 52 | 25 | 253 |
| | Dutch | 20 | 6 | — | 26 |
| | American | 2 | 2 | — | 4 |
| | Danish | 4 | — | — | 4 |
| | Swiss | 8 | 9 | 3 | 20 |
| | Austrian | 4 | 1 | — | 5 |
| | Czechoslovakian | 1 | — | — | 1 |
| | French | 2 | 1 | — | 3 |
| | Italian | 3 | 4 | — | 7 |
| Kentu | — | — | — | — | |
| Adamawa | British | 5 | 2 | — | 7 |
| Dikwa | British | 2 | 1 | — | 3 |
| Grand Totals | | 281 | 98 | 29 | 408 |
| Totals 1936 | | 252 | 98 | 32 | 382 |

* Minutes of 31st Session, page 78.

335. The following table shows the distribution of Moslems and Pagans in each of the mandated districts of Adamawa:—

Northern Area.

| | <i>Moslem.</i> | <i>Pagan.</i> | <i>Total.</i> | <i>Percentage of Moslems in total population.</i> |
|---------------------|----------------|---------------|---------------|---|
| Belel | 4,491 | 197 | 4,688 | 95·7 |
| Holma (part)... .. | 4,167 | 120 | 4,287 | 97·2 |
| Maiha... .. | 4,718 | 6,078 | 10,796 | 43·7 |
| Mandara | 8,406 | 57,288 | 65,694 | 12·7 |
| Mubi | 7,875 | 34,617 | 42,492 | 18·5 |
| Uba (part) | 2,966 | 2,019 | 4,985 | 59·4 |
| Zummo (part) | 1,098 | 759 | 1,857 | 59·1 |
| Total | 33,721 | 101,078 | 134,799 | 25·0 |

Southern Area.

| | <i>Moslem.</i> | <i>Pagan.</i> | <i>Total.</i> | <i>Percentage of Moslems in total population.</i> |
|--------------------|----------------|---------------|---------------|---|
| Gashaka | 6,298 | 18,998 | 25,296 | 24·8 |
| Gurumpawo | 273 | 8,614 | 8,887 | 30·0 |
| Nassarawo | 9,380 | 19,286 | 28,666 | 32·7 |
| Toango | 3,437 | 9,311 | 12,748 | 26·9 |
| Yebbi... .. | 347 | 3,067 | 3,414 | 10·1 |
| Total | 19,735 | 59,276 | 79,011 | 24·9 |
| Grand Total | 53,456 | 160,354 | 213,810 | 25·0 |

XXIII.—PUBLIC WORKS.

(i) Roads.

336. Tropical rainfall combined with physical characteristics of unusual difficulty, common to the whole of the mandated territory, confront the roads engineers with problems not only of construction and maintenance but of cost. Except in the low-lying areas of the Mamfe Division, the whole of the Cameroons Province is mountainous and rock-strewn, traversed by precipitous stream-fed gullies which, acting as catchments, are converted in heavy rain to impassable torrents. So too in the north, save where the black cotton-soil plains of Dikwa present an entirely different problem.

337. The Commission is not unaware of the difficulties which beset the Administration* but two examples may serve to illustrate them. A 21-mile section of the Mamfe-Bamenda road required no less than 23 bridges and 463 culverts—that is to say a bridge or a culvert for every 76 yards—whilst nearly the whole of the following eight miles had either to be excavated by hand or blasted out. Nor does the trouble end with construction: at Buea on the 13th of October eight inches of rain fell in six hours; torrents of water laden with laval sand poured down the road from Buea to Victoria trenching it in numerous places to a depth of ten feet and causing such extensive damage that it was some time before the road could be re-opened to traffic.

CAMEROONS PROVINCE.

338. A force of labourers averaging 500 a day was engaged on the Mamfe-Bamenda road but only succeeded in completing eight miles, in which twelve bridges and 160 culverts were needed. A further 120 men have been employed on maintaining the fifty-odd miles previously constructed. There are still 13 miles to make before the new road joins the existing road from Bamenda at Batibo. This road will then form the north-to-south route for traffic which must at present either pass through French mandated territory or down the Cross River, but the link between Kumba and Mamfe has yet to be completed. The section from Mamfe to Bamenda is being built by the Public Works Department, whilst that from Kumba to Mamfe has been made, so far as it goes, by the native administrations. At present it only runs 40 miles northwards from Kumba and 30 miles southwards from Mamfe, leaving some 50 most difficult miles in between to complete. Progress has been delayed by the prospect of having to bridge the Mungo River twice, a very costly undertaking; the project has, however, been considered by the Transport Advisory Board and its importance is fully realised. The administration hopes to set the preliminary surveys on foot immediately; £500 for this work was provided by the Government in December.

339. The Kumba-Mbonge road mentioned in the 1936 Report† nears completion but further drainage will be needed to bring it up to all-season standard. The proposal to bridge the Meme river has had to be abandoned owing to the high cost involved and a pontoon ferry is to be substituted. This route is of great importance, for the Meme river, which is navigable, is the cheapest route to the sea for much of the produce of the Kumba Division. Work on two other new roads in this Division has

* Minutes of 31st Session, page 65.

† Colonial No. 131, paragraph 408, page 138.

started, and on two in the Victoria Division: from Ekumbe-Bonji to Mbonge-Marumba, from Bakondo to Ekumbe-Bonji, from Buea to Bokwai and from Bwenga to the Victoria-Tiko road.

340. Another important road is from Kumba to Tombel. It has been completed for dry season use as far as Nyasoso but the Mungo river again presents an obstacle.

341. The Public Works Department maintains a total of 178 miles of roads including the completed portion of the Mamfe-Bamenda road. Experiments have been made with bituminous surfacing and the department proposes so to treat all the major roads in and around Victoria and Tiko. The road traffic census showed that some 700 tons a day pass over the roads in the neighbourhood of Tiko; that is to say that traffic has multiplied seven times in two years, which has aggravated the problem of maintenance.

342. In addition to work on new roads about 400 miles of existing roads are maintained by the native administrations.

NORTHERN AREAS.

343. The Kentu area has no motor roads, the nearest being that from Wukari to Takum, 22 miles from the Kentu border. The country is so mountainous that road-building would be costly and at present there is no economic justification.

344. In the Adamawa Districts a dry season road runs about half the length of the southern area from Numan and Yola but except by the Administration little use is made of it. To the northern area there is all-weather road access as far as Little Gombe, 80 miles from Yola, and thence by dry season road as shown on the map. These roads in the mandated districts carry no commercial traffic except for an occasional trader from Maiduguri who visits Mubi to evacuate a lorry-load of goat-skins.

345. The roads in the Dikwa Division are only usable in the dry season. Some improvements have been carried out on the Maiduguri-Dikwa road, but elsewhere the efforts of the native administration have been restricted to simple maintenance of the existing roads, a little more than 300 miles in length.

346. The Commission* expressed a hope that road development would be accelerated especially in the northern areas, and Lord Hailey asked† whether help had been sought from the Colonial Development Fund. The Fund has helped to finance the building of dispensaries (£534 to the native administrations of the Cameroons Province and £1,800 to the Adamawa Native

* Minutes of 31st Session, page 191.

† Minutes of 31st Session, page 65.

Administration, part of which sum was spent in the mandated territory) but it has not been asked for grants for roads whether in Nigeria or in the Cameroons. The question of an application for a grant for roads in Dikwa is being considered. It is a truism that roads accelerate the process of civilisation and the great efforts that are being made in the Cameroons Province show that the Administration realises this fact. But, as has been shown, construction is costly and can only be contemplated where there is potential economic justification. As stated earlier, even the roads which do exist in the northern areas are little used at present. Administrative officers travel mostly on horseback or on foot and there is a contention that motor roads by accelerating travel tend to diminish the contact between the administrative officers and the peasantry since, in the words of the late Viscount Grey of Fallodon, "people in motor cars are chained to the roads and there is no freedom like the freedom of your own feet". Where, therefore, economic justification is lacking it seems preferable to concentrate on other means of social advancement and to accumulate reserves until such time as the roads will be made use of—for every mile of road that is built means additional expenditure on upkeep, whether the road is used or not.

(ii) Other Public Works.

CAMEROONS PROVINCE.

347. The Public Works Department has maintained water supplies and public buildings throughout the province and has given technical assistance to the various native administration works departments. A condenser and a mortuary have been provided for the Bamenda hospital, the medical officer's quarters at Victoria have been enlarged and re-roofed and work has started on quarters for the native staff of the Marine Department at Victoria and on an aerodrome at Tiko.

348. The native administrations maintain a large number of permanent and temporary buildings. During the year several new works have been carried out. In Victoria Division the village of Mapanja has been provided with a water supply and the erection of a new school building at Tiko is in hand. Contracts have also been entered into for the construction of a native administration office and a new school building at Muyuka. In Kumba Division the new native administration office was completed, new dispensaries were built at Mbonge, Massaka and Muambong, new school buildings at Balundu and Massaka and a native court of appeal at Ngusi. The dispensary at Kumbe-Balue was rebuilt in permanent materials. In Mamfe and Bamenda Divisions work has mostly been confined to replacing existing bridges with permanent structures.

NORTHERN AREAS.

349. In the northern areas all public works are carried out by the native administrations, which are reimbursed by the Government for work done on its behalf. In the Adamawa Districts permanent market stalls were built out of the Native Administration "Rural Development Fund" for the important market of Mubi; in the same town new elementary school buildings were erected and the native administration dispensary was furnished and equipped.

350. In Dikwa a new house of local brick and tiles was built for the District Officer. The native administration erected a school and a dispensary at Ngala, latrines in the prison and a concrete slaughter slab at Dikwa and started work on a lock-up at Bama.

(iii) Posts and Telegraphs.

351. The authorised staff of the Posts and Telegraphs Department in the Cameroons Province is one European Engineer, 49 Africans in the engineering branch and 35 in the postal branch.

352. Telegraph lines and instruments have been well maintained. Some 17 new telephones were installed during the year. Five trunk lines connect the telephone exchange areas of Victoria, Tiko and Buea and these have worked satisfactorily and have been extensively used. The three wireless stations at Buea, Mamfe and Bamenda have given good service. There has been no major break-down or stoppage of communication with Lagos.

353. There are six post offices at which full postal and telegraphic facilities exist. They are at Victoria, Buea, Tiko, Kumba, Mamfe and Bamenda. Overseas mails are received and despatched at Victoria and Tiko by all available boats. There is a regular weekly service in each direction by the ships of the Laeisz line and a fortnightly service by Elder Dempster lines.

354. Improved trade conditions have led to a considerable increase in all classes of business.

XXIV.—MARINE.

355. The establishment of the Marine Department personnel was the same as in 1936 save for the addition of two launch ratings. An additional launch was provided in November for the use of the Boundary Commission, while the number of canoes employed on waterway clearing was reduced by one. Otherwise the same craft were maintained as in 1936.*

* Colonial No. 131, page 139.

III

356. The following tables show the work of the ports of Victoria and Tiko, excluding vessels of the Nigerian Government and His Majesty's Navy:—

(a) *Vessels entered and cleared.*

| Port. | Nationality. | Entered. | | Cleared. | |
|--------------------|---------------|----------|---------------------|----------|---------------------|
| | | No. | Registered Tonnage. | No. | Registered Tonnage. |
| Victoria ... | British ... | 82 | 143,202 | 82 | 143,202 |
| | German ... | 81 | 209,043 | 81 | 209,043 |
| | American ... | 2 | 7,020 | 2 | 7,020 |
| | Dutch ... | 1 | 2,447 | 1 | 2,447 |
| | Norwegian ... | 6 | 5,430 | 6 | 5,430 |
| Total Victoria ... | | 172 | 367,142 | 172 | 367,142 |
| Total 1936 ... | | 173 | 338,657 | 173 | 338,657 |
| Tiko ... | British ... | 3 | 2,109 | 3 | 2,109 |
| | German ... | 88 | 161,955 | 87 | 160,002 |
| | Dutch ... | 1 | 2,447 | 1 | 2,447 |
| | Norwegian ... | 3 | 4,598 | 3 | 4,598 |
| Total Tiko ... | | 95 | 171,109 | 94 | 169,156 |
| Total 1936 ... | | 93 | 156,676 | 91 | 147,624 |

In addition four launches of under 100 tons entered and cleared the port of Victoria and 98 entered and 101 cleared the port of Tiko.

(b) *Cargo landed and shipped.*

| Port. | Tonnage of cargo. | 1935. | 1936. | 1937. |
|--------------|-------------------|--------|--------|--------|
| Victoria ... | Landed ... | 4,158 | 5,081 | 6,838 |
| | Shipped ... | 6,180 | 6,523 | 6,191 |
| Total ... | | 10,338 | 11,604 | 13,029 |
| Tiko ... | Landed ... | 3,912 | 7,257 | 8,575 |
| | Shipped ... | 42,888 | 55,059 | 64,324 |
| Total ... | | 46,800 | 62,316 | 72,899 |

The total tonnage handled by the Marine Department increased from 2,506 in 1936 to 3,263 in 1937, and in addition 3,534 passengers and their baggage were transported between ship and shore. The transport and lighterage service was efficiently maintained.

357. The number of privately-owned craft in the territory at the end of the year was:—

- 21 Launches of a total registered tonnage of 461 tons.
- 27 Lighters.
- 5 Surf boats.
- 3 Steel canoes.

All launches were surveyed and all lighters and boats licensed with the exception of one launch which has been laid up for the whole year. Two lighters were lost in the Bimbia river during the year.

358. H.M.S. *Penzance* visited Victoria from the 14th to the 21st June, and H.M.S. *Rochester* from the 14th to the 21st December, 1937. The Nigerian Government vessel *Dayspring* called at Victoria three times during the year.

359. All the lighthouses and buoys have been kept in order and the Mungo and Meme rivers were cleared as usual.

Aviation.

360. One of the two aeroplanes mentioned in last year's report* was laid up when its owner went on leave; the other has been taken out of the territory.

(b) Cargo landed and shipped.

| Port | Landed | Shipped | Total |
|----------|--------|---------|-------|
| Victoria | 1,035 | 1,035 | 2,070 |
| | 0.25 | 0.10 | 0.35 |
| | 1,035 | 1,035 | 2,070 |
| | 0.25 | 0.10 | 0.35 |
| | 1,035 | 1,035 | 2,070 |
| | 0.25 | 0.10 | 0.35 |
| | 1,035 | 1,035 | 2,070 |
| | 0.25 | 0.10 | 0.35 |
| | 1,035 | 1,035 | 2,070 |
| | 0.25 | 0.10 | 0.35 |

* Colonial No. 131, paragraph 428, page 141.

APPENDIX I.

Government Finances.

| | <i>Apr.—Dec.</i> 1936. | <i>Jan.—Dec.</i> 1937. |
|--|---------------------------|---------------------------|
| | £ | £ |
| Expenditure | 110,760 | 173,092 |
| Revenue | 84,041 | 125,075 |
| Excess of Expenditure over Revenue ... | 26,719 | 48,017 |

Summary of Revenue.

| <i>Head.</i> | <i>Apr.—Dec.</i> 1936. | <i>Jan.—Dec.</i> 1937. |
|---|---------------------------|---------------------------|
| | £ | £ |
| 1. Licences and Internal Revenue | 957 | 3,588 |
| 2. Fees of Court or Office | 2,569 | 4,222 |
| 3. Customs | 49,494 | 79,205 |
| 4. Posts and Telegraphs | 2,993 | 4,665 |
| 5. Marine and Harbour | 2,515 | 3,993 |
| 6. Rent of Government Property | 660 | 1,383 |
| 7. Direct Taxes | 22,024 | 27,158 |
| 8. Miscellaneous | 2,272 | 851 |
| 9. Sale of Government Lands | 557 | 10 |
| | 84,041 | 125,075 |

DETAILS OF REVENUE HEADS 2, 4, 5, 7 AND 8.

| <i>Head 2. Fees of Court or Office, etc.</i> | <i>Apr.—Dec.,</i> 1936. | <i>Jan.—Dec.,</i> 1937. |
|--|----------------------------|----------------------------|
| | £ | £ |
| Miscellaneous fees | 1,913 | 3,418 |
| Widows' and Orphans' Pension Scheme ... | 656 | 804 |
| | 2,569 | 4,222 |
| <i>Head 4. Posts and Telegraphs.</i> | | |
| Sale of Stamps | 776 | 1,073 |
| Transmissions of Telegrams | 624 | 1,367 |
| Rental of Telephones | 1,137 | 1,719 |
| Postage on Parcels | 194 | 319 |
| Miscellaneous | 262 | 187 |
| | 2,993 | 4,665 |
| <i>Head 5. Marine and Harbour.</i> | | |
| Government Craft | 857 | 1,384 |
| Lighthouse and Buoyage Dues | 1,109 | 1,751 |
| Harbour Dues | 198 | 317 |
| Miscellaneous | 351 | 541 |
| | £2,515 | £3,993 |

| | <i>Apr.—Dec.,</i> 1936. | <i>Jan.—Dec.,</i> 1937. |
|--|----------------------------|----------------------------|
| | £ | £ |
| <i>Head 7. Direct Taxes.</i> | | |
| General Tax—Adamawa, Dikwa and Benue Provinces | 3,740 | 8,700 |
| Jangali Tax—Adamawa, Dikwa and Benue Provinces | 3,312 | 4,196 |
| General Tax—Cameroons Province | 12,868 | 12,568 |
| Jangali Tax—Cameroons Province | 1,203 | 753 |
| Income Tax—Non-Natives | 901 | 941 |
| | <hr/> £22,024 | <hr/> £27,158 |
| <i>Head 8. Miscellaneous.</i> | | |
| Sundry Receipts | 278 | 231 |
| Public Works—Electricity, Water, etc. ... | 51 | 285 |
| Earnings of Government Departments and Sales of Government Property | — | 335 |
| West African Currency Board Profits | 1,943 | — |
| | <hr/> £2,272 | <hr/> £851 |

Summary of Expenditure.

| | <i>Apr.—Dec.,</i> 1936. | <i>Jan.—Dec.,</i> 1937. |
|--|----------------------------|----------------------------|
| | £ | £ |
| <i>Head.</i> | | |
| 1. Governor's Office P | 365 | 539 |
| 2. Administrator-General P | 53 | 66 |
| 3. Agriculture | 2,422 | 4,706 |
| 4. Audit | 428 | 96 |
| 5. Customs | 5,374 | 6,553 |
| 6. Education | 6,978 | 14,298 |
| 7. Forestry | 2,127 | 3,412 |
| 8. Judicial | 1,616 | 365 |
| 9. Land and Survey | 1,823 | 1,995 |
| 10. Legal P | 230 | 250 |
| 11. Marine | 4,904 | 6,059 |
| 12. Medical | 12,739 | 20,180 |
| 13. Military P | 8,332 | 12,518 |
| 14. Miscellaneous P | 2,133 | 2,633 |
| 15. Pensions and Gratuities P | 10,052 | 11,584 |
| 16. Police | 14,032 | 17,817 |
| 17. Posts and Telegraphs | 5,398 | 8,410 |
| 18. Printing and Stationery P | 959 | 1,409 |
| 19. Prisons | 3,496 | 4,834 |
| 20. Provincial Administration | 12,451 | 25,736 |
| 21. Public Works Department | 4,051 | 6,159 |
| 22. Public Works Recurrent | 4,821 | 8,527 |
| 23. Public Works Extraordinary | 196 | 9,254 |
| 24. Secretariat (Nigerian)... .. P | 1,484 | 1,187 |
| 25. Transport Directorate... .. P | 95 | 147 |
| 26. Treasury (Accountant-General's Office) ... P | 1,469 | 1,683 |
| 27. Veterinary | 2,642 | 2,675 |
| Chief Commissioner's Office * | 90 | — |
| | <hr/> 110,760 | <hr/> 173,092 |

P — Proportionate figures.

* Included under Provincial Administration in 1937.

DETAILS OF EXPENDITURE HEADS.

| | | Apr.—Dec., | | Jan.—Dec., | |
|---------------------------------------|----------|---------------|--|----------------|--|
| | | 1936. | | 1937. | |
| | | £ | | £ | |
| <i>Head 1. Governor's Office.</i> | | | | | |
| Personal Emoluments | P | 268 | | 404 | |
| Other Charges | P | 97 | | 135 | |
| | | <u>£365</u> | | <u>£539</u> | |
| <i>Head 2. Administrator-General.</i> | | | | | |
| Personal Emoluments | P | 48 | | 60 | |
| Other Charges | P | 5 | | 6 | |
| | | <u>£53</u> | | <u>£66</u> | |
| <i>Head 3. Agriculture.</i> | | | | | |
| Personal Emoluments | | 2,020 | | 3,843 | |
| Other Charges | | 282 | | 535 | |
| Share of H.Q. Administration | | 120 | | 328 | |
| | | <u>£2,422</u> | | <u>£4,706</u> | |
| <i>Head 4. Audit.</i> | | | | | |
| Personal Emoluments | | 305 | | — | |
| Other Charges | | 58 | | — | |
| Share of H.Q. Administration | | 65 | | 96 | |
| | | <u>£428</u> | | <u>£96</u> | |
| <i>Head 5. Customs.</i> | | | | | |
| Personal Emoluments | | 4,149 | | 5,560 | |
| Other Charges | | 601 | | 486 | |
| Share of H.Q. Administration | | 624 | | 507 | |
| | | <u>£5,374</u> | | <u>£6,553</u> | |
| <i>Head 6. Education.</i> | | | | | |
| Personal Emoluments | | 4,853 | | 9,543 | |
| Other Charges | | 1,885 | | 4,255 | |
| Share of H.Q. Administration | | 240 | | 500 | |
| | | <u>£6,978</u> | | <u>£14,298</u> | |
| <i>Head 7. Forestry.</i> | | | | | |
| Personal Emoluments | | 1,337 | | 2,412 | |
| Other Charges | | 290 | | 700 | |
| Share of H.Q. Administration | | 500 | | 300 | |
| | | <u>£2,127</u> | | <u>£3,412</u> | |
| <i>Head 8. Judicial.</i> | | | | | |
| Personal Emoluments | P | 1,172 | | 77 | |
| Other Charges | P | 444 | | 128 | |
| Share of H.Q. Administration | | — | | 160 | |
| | | <u>£1,616</u> | | <u>£365</u> | |

P = Proportionate figures.

| | Apr.—Dec., 1936. | Jan.—Dec., 1937. |
|--|---------------------|---------------------|
| | £ | £ |
| <i>Head 9. Land and Survey.</i> | | |
| Personal Emoluments | 1,357 | 933 |
| Other Charges | 466 | 812 |
| Share of H.Q. Administration | — | 250 |
| | <u>£1,823</u> | <u>£1,995</u> |
| <i>Head 10. Legal.</i> | | |
| Share of H.Q. Administration | 230 | 250 |
| | <u>230</u> | <u>250</u> |
| <i>Head 11. Marine.</i> | | |
| Personal Emoluments | 2,306 | 2,459 |
| Other Charges | 2,331 | 3,090 |
| Share of H.Q. Administration | 267 | 510 |
| | <u>£4,904</u> | <u>£6,059</u> |
| <i>Head 12. Medical.</i> | | |
| Personal Emoluments | 8,927 | 13,812 |
| Other Charges | 3,335 | 5,668 |
| Share of H.Q. Administration | 477 | 700 |
| | <u>£12,739</u> | <u>£20,180</u> |
| <i>Head 13. Military.</i> | | |
| Personal Emoluments P | 5,647 | 8,346 |
| Other Charges P | 2,685 | 4,172 |
| | <u>£8,332</u> | <u>£12,518</u> |
| <i>Head 14. Miscellaneous.</i> | | |
| Miscellaneous Other Charges items P | 2,133 | 2,633 |
| | <u>2,133</u> | <u>2,633</u> |
| <i>Head 15. Pensions and Gratuities.</i> | | |
| Pensions and Gratuities P | 9,068 | 10,534 |
| W and O. Pensions Scheme P | 984 | 1,050 |
| | <u>£10,052</u> | <u>£11,584</u> |
| <i>Head 16. Police.</i> | | |
| Personal Emoluments | 11,185 | 15,245 |
| Other Charges | 2,048 | 1,994 |
| Share of H.Q. Administration | 799 | 578 |
| | <u>£14,032</u> | <u>£17,817</u> |
| <i>Head 17. Posts and Telegraphs.</i> | | |
| Personal Emoluments | 4,053 | 6,545 |
| Other Charges | 497 | 692 |
| Share of H.Q. Administration | 848 | 1,173 |
| | <u>£5,398</u> | <u>£8,410</u> |

P = Proportionate figures.

| | Apr.—Dec., 1936. | Jan.—Dec., 1937. |
|--|---------------------|---------------------|
| | £ | £ |
| <i>Head 18. Printing and Stationery.</i> | | |
| Personal Emoluments P | 510 | 790 |
| Other Charges P | 449 | 619 |
| | <u>£959</u> | <u>£1,409</u> |
| <i>Head 19. Prisons.</i> | | |
| Personal Emoluments | 1,755 | 2,284 |
| Other Charges | 1,741 | 2,324 |
| Share of H.Q. Administration | — | 226 |
| | <u>£3,496</u> | <u>£4,834</u> |
| <i>Head 20. Provincial Administration.</i> | | |
| Personal Emoluments | 9,707 | 19,367 |
| Other Charges | 2,744 | 6,369 |
| | <u>£12,451</u> | <u>£25,736</u> |
| <i>Head 21. Public Works Department.</i> | | |
| Personal Emoluments | 3,200 | 4,966 |
| Other Charges | 378 | 673 |
| Share of H.Q. Administration | 473 | 520 |
| | <u>£4,051</u> | <u>£6,159</u> |
| <i>Head 22. Public Works Recurrent.</i> | | |
| Maintenance of Public Buildings | 918 | 1,768 |
| Furniture—Quarters and Public Buildings | 85 | 175 |
| Minor Works and Additions | — | 280 |
| Maintenance—Roads and Bridges | 2,869 | 4,419 |
| „ Township Roads | 164 | 376 |
| „ Water Supplies | 64 | 71 |
| „ and Running of Motor Vehicles | 520 | 929 |
| Tools and Repairs to Plant | 1 | 9 |
| Supply of Water | 63 | 161 |
| Upkeep of Cemeteries | — | 3 |
| Foreshores, Walls and Piers | 39 | 260 |
| Labour, Packing and Handling Charges | 28 | 54 |
| Water and Road Transport | 55 | 5 |
| Station Motor Transport | 15 | 6 |
| Preliminary Works Investigation | — | 11 |
| | <u>£4,821</u> | <u>£8,527</u> |
| <i>Head 23. Public Works Extraordinary.</i> | | |
| Mamfe-Bamenda Road | 65 | 6,872 |
| Re-surfacing Tiko Road | 4 | 1,912 |
| Minor Works | 127 | — |
| African Staff Quarters—Victoria | — | 182 |
| Bamenda Hospital—New Ward... .. | — | 288 |
| | <u>£196</u> | <u>£9,254</u> |

P=Proportionate figures.

| | Apr.—Dec., 1936. | Jan.—Dec., 1937. |
|---|---------------------|---------------------|
| | £ | £ |
| <i>Head 24. Secretariat (Nigerian).</i> | | |
| Personal Emoluments P | 1,335 | 1,063 |
| Other Charges P | 149 | 124 |
| | <u>£1,484</u> | <u>£1,187</u> |
| <i>Head 25. Transport Directorate.</i> | | |
| Personal Emoluments P | 88 | 135 |
| Other Charges P | 7 | 12 |
| | <u>£95</u> | <u>£147</u> |
| <i>Head 26. Treasury (Accountant-General's Office).</i> | | |
| Personal Emoluments P | 1,175 | 1,347 |
| Other Charges P | 294 | 336 |
| | <u>£1,469</u> | <u>£1,683</u> |
| <i>Head 27. Veterinary.</i> | | |
| Personal Emoluments | 1,129 | 1,348 |
| Other Charges | 1,513 | 927 |
| Share of H.Q. Administration | — | 400 |
| | <u>£2,642</u> | <u>£2,675</u> |

P=Proportionate figures.

APPENDIX II.

REVENUE AND EXPENDITURE OF NATIVE TREASURIES
CAMEROONS PROVINCE, 1936-37, AND JANUARY TO
DECEMBER, 1937.

Victoria Division.

| <i>Revenue.</i> | 1936-37. | Apr.—Dec., 1936.* | 1937. |
|---------------------------------|---------------|----------------------|---------------|
| | £ | £ | £ |
| General Tax (50 per cent.) ... | 1,886 | 1,465 | 2,873 |
| Native Courts :— | | | |
| Fines | 52 | 40 | 50 |
| Fees | 362 | 258 | 396 |
| Other Receipts | 483 | 394 | 495 |
| Totals | <u>£2,783</u> | <u>£2,157</u> | <u>£3,814</u> |
| <i>Expenditure.</i> | | | |
| Central | — | — | — |
| District Heads | 224 | 168 | 254 |
| Village Heads | 269 | 149 | 132 |
| Judicial | 407 | 307 | 440 |
| Treasury | 150 | 42 | 157 |
| Prisons | 7 | 7 | 2 |
| Various | 6 | 4 | 7 |
| Works Recurrent | 481 | 294 | 680 |
| Works Staff | 67 | 55 | 70 |
| Education | 149 | 90 | 156 |
| Medical and Sanitary | 296 | 225 | 304 |
| Forestry and Agriculture | 17 | 13 | 19 |
| Miscellaneous | 85 | 72 | 79 |
| Capital Works | 268 | 125 | 151 |
| Special Expenditure | 918 | 906 | 185 |
| Totals | <u>£3,344</u> | <u>£2,457</u> | <u>£2,636</u> |

* The figures for this period printed on page 150 of the 1936 Report included £796 subsequently transferred to the Bakweri Native Treasury.

FINANCIAL STATEMENT.

| | | |
|---|---|----------------|
| Surplus, 1st January, 1937 | £ | 5,196 |
| Revenue, 1st January, 1937, to 31st December, 1937 | | 3,814 |
| | | <u>£9,010</u> |
| Expenditure, 1st January, 1937, to 31st December, 1937 | | 2,636 |
| Surplus, 31st December, 1937 | | <u>£6,374*</u> |

* Includes deposit with Bank.

Bakweri Native Treasury.

| Revenue. | Apr.—Dec., | | |
|---------------------------------|---------------|-------------|---------------|
| | 1936-37. | 1936. | 1937. |
| | £ | £ | £ |
| General Tax (50 per cent.) ... | 1,200 | 482 | 1,104 |
| Native courts :— | | | |
| Fines | 64 | 42 | 32 |
| Fees | 363 | 262 | 392 |
| Other Receipts | 407 | 192 | 363 |
| Totals | £2,034 | £978 | £1,891 |
| <i>Expenditure.</i> | | | |
| Central | — | — | — |
| District Heads | 131 | 98 | 139 |
| Village Heads | 90 | — | 97 |
| Judicial | 223 | 163 | 290 |
| Treasury | 46 | 19 | 56 |
| Prisons | 6 | 2 | 5 |
| Various | 2 | 1 | 2 |
| Works Recurrent | 344 | 196 | 410 |
| Works Staff | 194 | 101 | 183 |
| Education | 63 | 37 | 73 |
| Medical and Sanitary | 52 | 32 | 53 |
| Forestry and Agriculture | — | — | — |
| Miscellaneous | 95 | 64 | 90 |
| Capital Works | 85 | 91 | 75 |
| Special Expenditure | 201 | 82 | 192 |
| Totals | £1,532 | £886 | £1,665 |

FINANCIAL STATEMENT.

| | | |
|---|---|----------------|
| Surplus, 1st January, 1937 | £ | 2,038 |
| Revenue, 1st January, 1937, to 31st December, 1937 | | 1,891 |
| | | <u>£3,929</u> |
| Expenditure, 1st January, 1937, to 31st December, 1937 | | 1,665 |
| Surplus, 31st December, 1937 | | <u>£2,264*</u> |

* Includes deposit with Bank.

Balong Native Treasury.

| Revenue. | Apr.—Dec., | | |
|--------------------------------|-------------|-------------|-------------|
| | 1936-37. | 1936. | 1937. |
| | £ | £ | £ |
| General Tax (50 per cent.) ... | 405 | 147 | 382 |
| Native Courts :— | | | |
| Fines | 16 | 12 | 16 |
| Fees | 108 | 80 | 99 |
| Other Receipts | 101 | 38 | 117 |
| Totals | £630 | £277 | £614 |

| <i>Expenditure.</i> | <i>Apr.—Dec.,</i> | | |
|---------------------------------|-------------------|--------------|--------------|
| | <i>1936-37.</i> | <i>1936.</i> | <i>1937.</i> |
| | £ | £ | £ |
| Central | — | — | — |
| District Heads | 36 | 27 | 45 |
| Village Heads | 35 | — | 35 |
| Judicial | 132 | 86 | 182 |
| Treasury | 38 | 14 | 42 |
| Prisons | 1 | — | 1 |
| Various | 8 | 6 | 8 |
| Works Recurrent | 29 | 17 | 41 |
| Works Staff | 12 | 4 | 23 |
| Education | 118 | 86 | 117 |
| Medical and Sanitary | 54 | 43 | 84 |
| Forestry and Agriculture | 25 | 19 | 27 |
| Miscellaneous | 26 | 19 | 16 |
| Capital Works | 59 | 43 | 53 |
| Special Expenditure | — | — | — |
| Totals | £573 | £364 | £674 |

FINANCIAL STATEMENT.

| | £ |
|---|---------------|
| Surplus, 1st January, 1937 | 581 |
| Revenue, 1st January, 1937, to 31st December, 1937 | 614 |
| | <u>£1,195</u> |
| Expenditure, 1st January, 1937, to 31st December, 1937 | 674 |
| Surplus, 31st December, 1937 | <u>£521*</u> |

* Includes deposit with Bank.

Kumba Division.

| <i>Revenue.</i> | <i>Apr.—Dec.,</i> | | |
|-----------------------------------|-------------------|---------------|---------------|
| | <i>1936-37.</i> | <i>1936.</i> | <i>1937.</i> |
| | £ | £ | £ |
| General Tax (50 per cent.) | 3,696 | 3,542 | 3,672 |
| Native Courts :— | | | |
| Fines | 290 | 201 | 395 |
| Fees | 1,305 | 897 | 1,423 |
| Other Receipts | 1,453 | 970 | 1,880 |
| Totals | £6,744 | £5,610 | £7,370 |
| <i>Expenditure.</i> | | | |
| Central | — | — | — |
| District Heads | 60 | 46 | 65 |
| Village Heads | 899 | 795 | 820 |
| Judicial | 1,063 | 771 | 1,206 |
| Treasury | 239 | 118 | 249 |
| Prisons | 9 | 6 | 8 |
| Various | 45 | 40 | 45 |
| Works Recurrent | 1,482 | 1,102 | 1,378 |
| Works Staff | 79 | 58 | 215 |
| Education | 499 | 372 | 476 |
| Medical and Sanitary | 236 | 148 | 258 |
| Forestry and Agriculture | 98 | 73 | 106 |
| Miscellaneous | 199 | 167 | 152 |
| Capital Works | 1,042 | 712 | 1,286 |
| Special Expenditure | 724 | 37 | 1,658 |
| Totals | £6,674 | £4,445 | £7,922 |

FINANCIAL STATEMENT.

| | | | | | | | |
|--|-----|-----|-----|-----|-----|---|----------------|
| Surplus, 1st January, 1937 | ... | ... | ... | ... | ... | £ | 8,416 |
| Revenue, 1st January, 1937, to 31st December, 1937 | ... | ... | ... | ... | ... | | 7,370 |
| | | | | | | | <u>£15,786</u> |
| Expenditure, 1st January, 1937, to 31st December, 1937 | ... | ... | ... | ... | ... | | 7,922 |
| Surplus, 31st December, 1937 | ... | ... | ... | ... | ... | | <u>£7,864*</u> |

* Includes deposit with Bank.

Mamfe Division.

| Revenue. | Apr.—Dec., | | |
|----------------------------|---------------|---------------|---------------|
| | 1936-37. | 1936. | 1937. |
| | £ | £ | £ |
| General Tax (50 per cent.) | 2,075 | 1,716 | 1,542 |
| Native Courts :— | | | |
| Fines | 78 | 49 | 100 |
| Fees | 1,042 | 730 | 1,236 |
| Other Receipts | 375 | 202 | 465 |
| Totals | <u>£3,570</u> | <u>£2,697</u> | <u>£3,343</u> |

Expenditure.

| | | | |
|--------------------------|---------------|---------------|---------------|
| Central | — | — | — |
| District Heads | 40 | 30 | 40 |
| Village Heads | 532 | 415 | 495 |
| Judicial | 619 | 465 | 624 |
| Treasury | 165 | 72 | 156 |
| Prisons | 9 | 3 | 15 |
| Various | 40 | 30 | 45 |
| Works Recurrent | 750 | 385 | 832 |
| Works Staff | 105 | 80 | 103 |
| Education | 335 | 233 | 377 |
| Medical and Sanitary | 152 | 136 | 146 |
| Forestry and Agriculture | 150 | 109 | 140 |
| Miscellaneous | 74 | 41 | 95 |
| Capital Works | — | — | — |
| Special Expenditure | 173 | 112 | 141 |
| Totals | <u>£3,144</u> | <u>£2,111</u> | <u>£3,209</u> |

FINANCIAL STATEMENT.

| | | | | | | | |
|--|-----|-----|-----|-----|-----|---|----------------|
| Surplus, 1st January, 1937 | ... | ... | ... | ... | ... | £ | 5,967 |
| Revenue, 1st January, 1937, to 31st December, 1937 | ... | ... | ... | ... | ... | | 3,343 |
| | | | | | | | <u>£9,310</u> |
| Expenditure, 1st January, 1937, to 31st December, 1937 | ... | ... | ... | ... | ... | | 3,209 |
| Surplus, 31st December, 1937 | ... | ... | ... | ... | ... | | <u>£6,101*</u> |

* Includes deposit with Bank.

Bamenda Division.

| Revenue. | Apr.—Dec., | | |
|-------------------------------------|---------------|---------------|---------------|
| | 1936-37. | 1936. | 1937. |
| | £ | £ | £ |
| General Tax (50 per cent.) ... | 4,711 | 4,274 | 4,911 |
| Jangali (Cattle Tax) (50 per cent.) | 945 | 933 | 1,473 |
| Native Courts :— | | | |
| Fines | 103 | 79 | 153 |
| Fees | 1,007 | 732 | 1,085 |
| Other Receipts | 607 | 381 | 501 |
| Totals | £7,373 | £6,399 | £8,123 |

Expenditure.

| | | | |
|---------------------------------|---------------|---------------|---------------|
| Central | — | — | — |
| District Heads | 1,018 | 740 | 1,031 |
| Village Heads | 736 | 664 | 754 |
| Judicial | 1,241 | 914 | 1,174 |
| Treasury | 361 | 227 | 278 |
| Police | 347 | 249 | 367 |
| Prisons | 17 | 14 | 20 |
| Various | 247 | 161 | 256 |
| Works Recurrent | 1,128 | 711 | 1,677 |
| Works Staff | 125 | 103 | 121 |
| Education | 317 | 209 | 304 |
| Surveys | 43 | 33 | 42 |
| Medical and Sanitary | 423 | 304 | 424 |
| Forestry and Agriculture | 184 | 116 | 184 |
| Miscellaneous | 189 | 72 | 203 |
| Capital Works | — | — | — |
| Special Expenditure | 712 | 638 | 859 |
| Totals | £7,088 | £5,155 | £7,694 |

FINANCIAL STATEMENT.

| | |
|---|----------------|
| Surplus, 1st January, 1937 | £ 8,829 |
| Revenue, 1st January, 1937, to 31st December, 1937 | 8,123 |
| | <u>£16,952</u> |
| Expenditure, 1st January, 1937, to 31st December, 1937 | 7,694 |
| Surplus, 31st December, 1937 | <u>£9,258*</u> |

* Includes deposit with Bank.

Banso Native Treasury.

| Revenue. | Apr.—Dec., | | |
|-------------------------------------|-------------|-------------|---------------|
| | 1936-37. | 1936. | 1937. |
| | £ | £ | £ |
| General Tax (50 per cent.) ... | 553 | 493 | 554 |
| Jangali (Cattle Tax) (50 per cent.) | 270 | 269 | 599 |
| Native Courts :— | | | |
| Fines | 5 | 3 | 4 |
| Fees | 18 | 12 | 20 |
| Other Receipts | 65 | 1 | 93 |
| Totals | £911 | £778 | £1,270 |
| | | | |
| <i>Expenditure.</i> | | | |
| Central | — | — | — |
| District Heads | 131 | 90 | 131 |
| Village Heads | 161 | — | 221 |
| Judicial | 76 | 55 | 67 |
| Treasury | 55 | 22 | 33 |
| Police | 24 | 18 | 24 |
| Prisons | — | — | — |
| Various | 10 | 8 | 6 |
| Works Recurrent | 103 | 51 | 112 |
| Works Staff | 12 | — | 12 |
| Education | 36 | 29 | 7 |
| Surveys | 3 | 1 | 2 |
| Medical and Sanitary | 51 | 37 | 55 |
| Forestry and Agriculture | 60 | 43 | 63 |
| Miscellaneous | 13 | — | 18 |
| Capital Works | — | — | — |
| Special Expenditure | 147 | 44 | 270 |
| Totals | £882 | £398 | £1,021 |

FINANCIAL STATEMENT.

| | | |
|---|---|---------|
| Surplus, 1st January, 1937 | £ | 2,043 |
| Revenue, 1st January, 1937, to 31st December, 1937 | | 1,270 |
| | | <hr/> |
| Expenditure, 1st January, 1937, to 31st December, 1937 | | £3,313 |
| | | 1,021 |
| | | <hr/> |
| Surplus, 31st December, 1937 | | £2,292* |

* Includes deposit with Bank.

Kentu Area.

| | 1936-37. | Apr.—Dec., 1936. | 1937 |
|--------------------------------|-------------|---------------------|-------------|
| Revenue. | £ | £ | £ |
| General Tax (60 per cent.) ... | 215 | 215 | 254 |
| Native Courts ... | 14 | 5 | 13 |
| Interest on Investments ... | 13 | 13 | 12 |
| Miscellaneous ... | — | — | 1 |
| Totals ... | £242 | £233 | £280 |

Expenditure.

| | | | |
|--|-------------|------------|-------------|
| Kentu Native Authority ... | } 127 | } 95 | 30 |
| Ndoro Native Authority ... | | | 33 |
| Tigon Native Authority ... | | | 50 |
| Scribes ... | | | 16 |
| Works Recurrent ... | — | — | 9 |
| Central services performed at Wukari Treasury, etc. ... | — | — | 16 |
| Totals ... | £127 | £95 | £154 |

FINANCIAL STATEMENT.

| | | |
|--|---|---------------|
| Balance, 1st January, 1937... | £ | 1,060 |
| Revenue, 1st January, 1937, to 31st December, 1937 ... | | 280 |
| | | <u>£1,340</u> |
| Expenditure, 1st January, 1937, to 31st December, 1937 ... | | 154 |
| Balance, 31st December, 1937 ... | | <u>£1,186</u> |

Adamawa Districts.

| Revenue. | Apr.—Dec., | | |
|--------------------------------|----------------|---------------|----------------|
| | 1936-37. | 1936. | 1937. |
| | £ | £ | £ |
| General Tax (60 per cent.) ... | 6,540 | 6,222 | 6,639 |
| Cattle Tax (60 per cent.) ... | 2,621 | 2,621 | 3,525 |
| Native Courts ... | 561 | 423 | 552 |
| Interest on Investments† ... | 418 | 418 | 386 |
| Miscellaneous† ... | 102 | 86 | 253 |
| Totals ... | <u>£10,242</u> | <u>£9,770</u> | <u>£11,355</u> |

| Expenditure. | | | |
|---------------------------------|---------------|---------------|---------------|
| Central† ... | 1,425 | 1,053 | 1,489 |
| District Heads ... | 1,300 | 999 | 1,203 |
| Village Heads ... | 729 | 498 | 925 |
| Judicial† ... | 612 | 457 | 621 |
| Treasury† ... | 220 | 174 | 185 |
| Police† ... | 524 | 455 | 278 |
| Prisons† ... | 305 | 258 | 188 |
| Various ... | 18 | 18 | — |
| Works Recurrent† ... | 451 | 184 | 1,063 |
| Works Staff† ... | 894 | 615 | 1,117 |
| Education† ... | 491 | 357 | 536 |
| Survey† ... | 25 | 25 | — |
| Medical and Sanitary† ... | 314 | 285 | 115 |
| Agriculture and Veterinary† ... | 139 | 91 | 191 |
| Forestry ... | 7 | 5 | 7 |
| Miscellaneous† ... | 225 | 174 | 203 |
| Capital Works ... | — | — | — |
| Special Expenditure† ... | 1,351 | 963 | 1,553 |
| Totals ... | <u>£9,030</u> | <u>£6,611</u> | <u>£9,674</u> |

† Proportional (.47).

FINANCIAL STATEMENT.

| | | |
|--|---|----------------|
| Balance, 1st January, 1937... | £ | 14,525 |
| Revenue, 1st January, 1937, to 31st December, 1937 ... | | 11,355 |
| | | <u>£25,880</u> |
| Expenditure, 1st January, 1937, to 31st December, 1937 ... | | 9,674 |
| Balance, 31st December, 1937 ... | | <u>£16,206</u> |

Dikwa Emirate.

| | Apr.—Dec., | | |
|---|----------------|----------------|----------------|
| | 1936-37. | 1936. | 1937. |
| <i>Revenue.</i> | £ | £ | £ |
| General Tax (65 per cent.) ... | 8,242 | 7,708 | 7,866 |
| Cattle Tax (65 per cent.) ... | 2,729 | 2,645 | 3,427 |
| Native Courts | 493 | 309 | 871 |
| Interest on Investments | 365 | 228 | 418 |
| Miscellaneous | 183 | 35 | 203 |
| Totals | £12,012 | £10,925 | £12,785 |
| <i>Expenditure.</i> | | | |
| Central | 3,164 | 2,387 | 2,556 |
| District Heads | 1,316 | 983 | 1,372 |
| Village Heads | 1,006 | 729 | 980 |
| Judicial | 516 | 392 | 520 |
| Treasury | 135 | 81 | 157 |
| Police | 548 | 412 | 531 |
| Prisons | 500 | 358 | 529 |
| Various | 8 | 6 | 2 |
| Works Recurrent | 1,449 | 446 | 1,764 |
| Works Staff | 210 | 151 | 208 |
| Education | 508 | 394 | 506 |
| Survey | — | — | — |
| Medical and Sanitary | 513 | 267 | 448 |
| Agriculture, Veterinary and Forestry | 32 | 14 | 42 |
| Miscellaneous | 162 | 125 | 145 |
| Capital Works | — | — | — |
| Special Expenditure | 683 | 412 | 527 |
| Works Extraordinary | — | — | 480 |
| Totals | £10,750 | £7,157 | £10,767 |

FINANCIAL STATEMENT.

| | | |
|--|--------|---------|
| Balance, 1st January, 1937... .. | £ | £ |
| Revenue, 1st January, 1937, to 31st December, 1937 ... | 12,785 | 21,294* |
| Excess of unallocated deposits over advances | 434 | 13,219 |
| | | 34,513 |
| Expenditure, 1st January, 1937, to 31st December, 1937 ... | | 10,767 |
| Balance, 31st December, 1937 | | £23,746 |

* The difference from the figure given in the 1936 Report is due to adjustments made by the Auditor.

APPENDIX III.
LABOUR ON PLANTATIONS: INSPECTION REPORTS.
Victoria Division.

| Name of Plantation. | Name of Owner. | Date Inspected. | Number of European Staff. | No. of African Staff. | | | Number of Labourers. | Percentage who have wives. | Percentage who are permanent. | Are labourers' huts satisfactory? | Is Sanitation satisfactory? | Wages. | Ration Scale. | Means of Discipline. | Date of last Inspection. | Area of Estate. | Area Cultivated. | Any complaints by Labour. | |
|--|--|-----------------|---------------------------|-----------------------|------------|-----------|----------------------|----------------------------|-------------------------------|-------------------------------------|------------------------------------|--|---|-----------------------------------|--------------------------|-----------------|------------------|---------------------------|-------------------------------|
| | | | | Clerks. | Overseers. | Artisans. | | | | | | | | | | | | During Inspection. | During previous three months. |
| W.A.P.V., Bota ... | West African Plantation Company, Victoria. | 24.11.37 | 10 | 10 | — | 47 | 576 | 30 | 70 | Not approved by Medical Department. | Not according to Medical Standard. | Per day. 4d.—1s. | 2 lb. rice, 9-13 oz. fish, 5 oz. salt, 19 lb. cocoyams. Allowance of palm oil and tobacco. | Dismissal. | 25.11.36 | Acres. | Acres. | No | No |
| W.A.P.V., Ngeme and Sachsenhof Sections. | do. | 24.11.37 | 3 | — | 11 | 522 | 27 | 40 | do. | do. | 4d.—5½d. | 6 lb. rice, 9-13 oz. fish, 5 oz. salt, 19 lb. cocoyams. Allowance of palm fruits, tobacco and plantains. | do. | 25.11.36 | 18,790 | 5,886* | One unfounded. | No | |
| W.A.P.V., Molyko, including Malende. | do. | 24.11.37 | 1 | — | 6 | 386 | 24 | 70 | do. | do. | 4d.—5½d. | do. | do. | 25.11.36 | 5,687 | 3,418 | No | No | |
| W.A.P.V., Prinz Alfred Plantation, Missellele. | do. | 17.12.37 | 4 | 2 | 7 | 984 | 16 | 30 | do. | do. | 4d.—6d. | do. | do. | 10.12.36 | 6,042 | 4,749 | No | No | |
| W.A.P.V., Bimbia/Mabeta. | do. | 25.11.37 | 4 | 2 | 8 | 863 | 8 | 41 | do. | do. | 4d.—5½d. | do. | do. | 8.12.36 | 11,083 | 2,895 | One settled | No | |
| Ekona Plantation | N.V. Handelmaatschappij "Decoba." | 21.12.37 | 15 | 41 | 159 | 46 | 2,510 | 15 | 69 | do. | do. | 3d.—7d. | 5 kg. stockfish, 5 kg. rice, 15 kg. salt, 25 kg. plantains or 8 kg. cocoyams. Palm fruits free. | Dismissal or deduction of premium | 14.10.36 | 29,640 | 9,740 | Yes settled | No |
| African Fruit Company. | African Fruit Company, Hamburg. | 26.11.37 | 32 | 7 | 29 | 162 | 2,307 | 18 | 95.1 | do. | Fair | 4d.—6d. | 3.5 kg. rice, or 28 kg. plantains or 14 kg. cocoyams, 400 gr. saltfish or stockfish weekly. Palm fruits free. | Dismissal or loss of tobacco. | 19.10.36 | 12,172 | 6,427 | One unfounded | Two settled |

Kumba Division.

| Name of Plantation. | Name of Owner. | Date Inspected. | Number of European Staff. | No. of African Staff. | | | Number of Labourers. | Percentage who have wives. | Percentage who are permanent. | Are labourers' huts satisfactory? | Is Sanitation satisfactory? | Wages. | Ration Scale. | Means of Discipline. | Date of last Inspection. | Area of Estate. | Acres. Cultivated. | Any complaints by Labour. | |
|------------------------------|---|-----------------|---------------------------|-----------------------|------------|-----------|----------------------|----------------------------|-------------------------------|-----------------------------------|-----------------------------|--------------------|--|----------------------------------|--------------------------|-----------------|--------------------|---------------------------|-------------------------------|
| | | | | Clerks. | Overseers. | Artisans. | | | | | | | | | | | | During Inspection. | During previous three months. |
| Bai Rubber and Cocoa Estate. | United Africa Company, Ltd. | 23.11.37 | 1 | 2 | 1 | 3 | 350 | 40 | 40 | Yes | Yes | Per day. 4d.-6d. | Cocoyams, gari, stockfish, salt and tobacco. | Warning and dismissal. | 14.11.36 | 1,585 | 1,585 | No | — |
| K.E.G., Tombel ... | Kamerun Eisenbahn, Gesellschaft. | 15.11.37 | 7 | 4 | 6 | 18 | 787 | 12 | 54 | No | No | 4d. and 1d. bonus. | 2 lb. rice, ½ lb. fish, 3d. for oil, plantains <i>ad libitum</i> weekly. | Dismissal. | 27.9.36 | 17,500 | 2,460 | No | — |
| Mukonjo Estate ... | Kamerun Kautschuk Compagnie. | 12.11.37 | 8 | 3 | 28 | 24 | 671 | 10 | — | No | No | 4d.-6d. | According to Labour Ordinance. | Deduction of good conduct bonus. | 12.11.36 | 6,250 | 4,500 | No | — |
| Ikassa Estate ... | Gesellschaft Sud-Kamerun. | 22.9.37 | 1 | 1 | 1 | 4 | 347 | 20 | 86 | Yes | Yes | 3d.-6d. | 6 cups gari, 1 cup salt per week per 2 men. | Dismissal. | 12.8.36 | 17,375 | 1,130 | Yes* | — |
| Ndian Estate ... | Pamol, Limited, Nigeria. | 23.9.37 | 4 | 4 | 10 | 20 | 700 | 10 | 17 | Yes, in very good condition. | Yes, Excellent. | 4d.-7d. | 6 cups gari, 4 cups rice, 12 yams daily, 1 pint oil, and salt weekly. | do. | 16.4.36 | 6,459 | 6,459 | Yes* | — |
| Bavo-Bonge ... | Deutsch Westafrikanische Handelsgesellschaft. | 22.11.37 | 9 | 8 | 7 | 21 | 1,224 | 20 | 20 | Ado-quate | Ado-quate | 3d.-7d. | Daily: 1 lb. rice or ½ lb. gari or 5 lb. cocoyams. Per week: ½ lb. salt and ½ lb. stockfish, palm oil and tobacco. | Warning and dismissal. | 17.8.36 | 20,289 | 5,000 | No | — |
| Schoettlin's Estate, Tombel. | Madame Schefflin | 15.11.37 | 1 | 2 | 1 | — | 21 | — | — | — | — | 4d. | 1½d. allowance. | Dismissal. | 29.9.36 | 260 | 103 | No | — |
| Timber Concession, Etam. | Cio Genorale de l'Equateur. | 18.11.37 | 1 | 4 | 4 | 18 | 260 | 25 | 10 | Ado-quate | Ado-quate | 4d.-6d. | 2s. a week. | Warning and dismissal. | 24.9.36 | 15,000 | — | No | — |

* There were complaints of a minor nature which were adjusted at the time.

APPENDIX IV
GENERAL STATISTICS

| Year. | Population. | | Trade (a). | | Financial Year. | Revenue from External Sources. | | | Revenue other than from External Sources. | | | Public Finance (b). | | | | | |
|-------|-------------|-------------|------------|----------|-----------------|--------------------------------|-----------------------------|-------------|---|------------------------|-------------|---------------------|--------------|--------|----------------|--------|---------------|
| | Native. | Non-Native. | Imports. | Exports. | | Loans. | Non-recoverable grants (c). | Government. | | Native Administration. | Education. | | Agriculture. | | Public Health. | | Public Works. |
| | | | | | | | | Government. | N.A. | | Government. | N.A. (d) | Government. | N.A. | | | |
| 1931 | 774,585 | 278 | 103,866 | 154,552 | 1930-31 | — | 68,007 | 81,045 | 51,071 | 10,033 | 3,395 | 4,761 | 786 | 16,224 | 1,029 | 22,815 | 13,170 |
| 1932 | 781,611 | 254 | 103,462 | 158,296 | 1931-32 | — | 66,688 | 73,401 | 47,486 | 9,887 | 3,102 | 4,115 | 722 | 15,507 | 1,634 | 15,624 | 14,418 |
| 1933 | 780,811 | 304 | 117,092 | 168,037 | 1932-33 | — | 48,787 | 81,042 | 46,234 | 9,032 | 2,248 | 3,476 | 608 | 13,092 | 1,460 | 14,703 | 9,302 |
| 1934 | 778,352 | 316 | 116,148 | 194,012 | 1933-34 | — | 20,844 | 91,336 | 39,402 | 8,491 | 2,090 | 3,275 | 497 | 12,764 | 1,409 | 10,435 | 9,106 |
| 1935 | 817,616 | 354 | 185,343 | 318,146 | 1934-35 | — | 27,167 | 94,624 | 39,655 | 8,037 | 2,030 | 3,155 | 509 | 12,966 | 1,697 | 13,384 | 9,972 |
| 1936 | 825,234 | 382 | 243,467 | 445,459 | 1935-36 | — | 21,688 | 109,730 | 43,327 | 8,171 | 2,008 | 3,180 | 528 | 12,583 | 1,755 | 16,177 | 12,486 |
| 1937 | 830,695 | 408 | 329,645 | 526,554 | 1937(e) | — | 48,017 | 125,075 | 50,845 | 14,298 | 2,552 | 4,706 | 772 | 20,180 | 1,857 | 23,940 | 17,448 |

Area 34,081 sq. miles.
Public Debt, Nil.

(a) Including specie, through Customs stations. The figures given above do not include imports and exports across the frontier between Nigeria and the British Cameroons. No reliable estimate of this trade is available. All figures are in £ sterling.

(b) All figures are in £ sterling.

(c) The non-recoverable grants are the estimated annual deficits which are met from the general revenue of Nigeria.

(d) Forestry and Agriculture.

(e) Calendar year.

APPENDIX V.

EUROPEAN AND AFRICAN STAFF—GOVERNMENT
AND NATIVE ADMINISTRATION

(a) European Staff employed solely within the mandated territory

| | <i>Cameroons Province.</i> | | <i>Northern Areas.</i> | |
|-----------------------------|----------------------------|------|------------------------|---|
| Administration | ... | 11.4 | ... | 5 |
| Medical | ... | 8 | ... | — |
| Education | ... | 2 | ... | 1 |
| Police | ... | 2-3 | ... | — |
| Public Works | ... | 6 | ... | — |
| Marine | ... | 1 | ... | — |
| Agriculture | ... | 2 | ... | — |
| Forestry | ... | 2 | ... | — |
| Posts and Telegraphs | ... | 1 | ... | — |
| Customs | ... | 1 | ... | — |

(b) Government African Staff employed solely in the mandated territory

| <i>Area.</i> | | | | <i>Clerical.</i> | <i>Non-clerical.</i> | <i>Total.</i> |
|---------------------------------|-----|-----|-----|------------------|----------------------|---------------|
| Victoria Division | ... | ... | ... | 48 | 44 | 92 |
| Kumba „ | ... | ... | ... | 9 | 18 | 27 |
| Mamfe „ | ... | ... | ... | 4 | 14 | 18 |
| Bamenda „ | ... | ... | ... | 7 | 17 | 24 |
| Total Cameroons Province | ... | ... | ... | 68 | 93 | 161* |
| Total 1936 | ... | ... | ... | 72 | 90 | 162 |
| Kentu | ... | ... | ... | — | — | — |
| Adamawa Districts | ... | ... | ... | — | 4 | 4 |
| Dikwa Division | ... | ... | ... | 1 | 6 | 7 |

* 15 of the clerical and 23 of the non-clerical staff are natives of the mandated territory. The Police force is not included.

(c) Native Administration Staff employed solely within the mandated territory

| <i>Branch of Service.</i> | <i>Victoria.</i> | <i>Kumba.</i> | <i>Mamfe.</i> | <i>Bamenda.</i> | <i>Total Cameroons Province.</i> | <i>Kentu.</i> | <i>Adamawa Districts.</i> | <i>Dikwa.</i> |
|---|------------------|---------------|---------------|-----------------|----------------------------------|---------------|---------------------------|---------------|
| Administration | 7 | 3 | 3 | 6 | 19 | 75 | 197 | 158 |
| Education | 8 | 14 | 7 | 11 | 40 | — | 2 | 17 |
| Forestry, Agriculture and Veterinary | 2 | 5 | 6 | 3 | 16 | — | 6 | 9 |
| Judicial | 42 | 56 | 58 | 81 | 237 | — | 15 | 12 |
| Medical | 9 | 9 | 5 | 170 | 193 | — | 5 | 16 |
| Police | — | — | — | 54 | 54 | — | 49 | 55 |
| Surveys | — | — | — | 2 | 2 | — | — | — |
| Public Works | 8 | 4 | 2 | 16 | 30 | — | 27 | 25 |
| Prisons | — | — | — | — | — | — | 8 | 23 |
| Total | 76 | 91 | 81 | 343 | 591 | 75 | 309 | 315 |

APPENDIX VI.

CONVENTIONS, TREATIES, ETC., WHICH EXTEND TO
CAMEROONS UNDER BRITISH MANDATE

(a) Multilateral Agreements and Conventions

| <i>Name.</i> | <i>Date of Signature.</i> |
|---|-------------------------------|
| General Act of the Brussels Conference relative to the African Slave Trade | 2.7.90 |
| International Convention for the Preservation of Wild Animals, Birds and Fish in Africa | 19.5.00 |
| Convention respecting the Liquor Traffic in Africa | 3.11.06 |
| Agreement for the Repression of Obscene Publications... .. | 4.5.10 |
| Convention relating to Liquor Traffic in Africa and Protocol | 10.9.19 |
| Convention for the Control of the Trade in Arms and Ammunition, and Protocol | 10.9.19 |
| Convention revising the General Act of Berlin, 26.2.1885, and the General Act and Declaration of Brussels, 2.7.90 | 10.9.19 |
| Convention relating to the Regulation of Aerial Navigation, and additional Protocol of May, 1920. Certain provisions of this Convention are applied to the Cameroons under British Mandate by the Air Navigation (Mandated Territories) Order in Council, 1927 | 13.10.19 |
| Convention and Statute on Freedom of Transit | 20.4.21 |
| Convention and Statute on the Regime of Navigable Waterways of International Concern | 20.4.21 |
| Additional Protocol to the Convention on the Regime of Navigable Waterways of International Concern | 20.4.21 |
| International Convention for the Suppression of the Circulation of Traffic in Obscene Publications | 12.9.23 |
| International Convention relating to the Simplification of Customs Formalities | 3.11.23 |
| Convention relating to the Development of Hydraulic Power affecting more than one State, and Protocol of Signature | 9.12.23 |
| Convention and Statute on the International Regime of Railways, and Protocol of Signature | 9.12.23 |
| Convention relating to the Transmission in Transit of Electric Power, and Protocol of Signature | 9.12.23 |
| Convention and Statute on the International Regime of Maritime Ports, and Protocol of Signature | 9.12.23 |
| International Convention for the Unification of Rules relating to Bills of Lading | 25.8.24 |
| Universal Postal Convention with other relevant instruments (except as regards Agreement for the Exchange of Insured Letters and Boxes) | 28.8.24 |
| International Convention relating to Dangerous Drugs with Protocol | 19.2.25 |
| International Convention relating to the Circulation of Motor Vehicles | 24.4.26 |
| International Sanitary Convention | 21.6.26 |
| International Slavery Convention | 25.9.26 |
| International Convention for the Protection of Literary and Artistic Works | 2.6.28 |
| International Convention for the Regulation of International Exhibitions | 22.11.28 |
| Universal Postal Convention | 28.6.29 |
| Agreement concerning Insured Letters and Boxes | 28.6.29 |
| Convention for the Unification of certain rules relating to International Carriage by air | 12.10.29 |
| International Convention regarding the Taxation of Foreign Motor Vehicles, with Protocol | 30.3.31 |

| <i>Name.</i> | <i>Date of Signature.</i> |
|--|---------------------------|
| Convention for Limiting the Manufacture and Regulating the distribution of Narcotic Drugs | 13.7.31 |
| International Convention for the Regulation of Whaling ... | 24.9.31 |
| International Telecommunication Convention | 9.12.32 |
| International Sanitary Convention for Aerial Navigation ... | 12.4.33 |
| International Convention for Protection of Flora and Fauna ... | 8.11.33 |

(b) Extradition Treaties

| <i>Country.</i> | <i>Date of signature.</i> |
|---------------------------------|---------------------------|
| Albania | 22.7.26 |
| Austria | { 3.12.73 29.10.34 |
| Belgium | { 29.10.01 5.3.07 |
| Belgian Congo | { 3.3.11 |
| Ruanda-Urundi | |
| Bolivia | 22.2.92 |
| Chile | 26.1.97 |
| Colombia | 27.10.88 |
| Cuba | 3.10.04 |
| Czechoslovakia | 11.11.24 |
| Denmark | { 31.3.73 15.10.35 |
| Ecuador | 20.9.80 |
| Estonia | 18.11.25 |
| Finland | 30.5.24 |
| France | 14.8.76 |
| Germany | 14.5.72 |
| Greece | 24.9.10 |
| Guatemala | 4.7.85 |
| Hayti | 7.12.74 |
| Hungary | { 3.12.73 18.9.36 |
| Iceland | 31.3.73 |
| 'Iraq | 2.5.32 |
| Latvia... .. | 16.7.24 |
| Liberia | 16.12.92 |
| Lithuania | 18.5.26 |
| Luxemburg | 24.11.80 |
| Monaco | 17.12.91 |
| Netherlands | 26.9.98 |
| Nicaragua | 19.4.05 |
| Norway | 20.6.73 |
| Panama | 25.8.06 |
| Paraguay | 12.9.08 |
| Peru | 26.1.04 |
| Poland | 11.1.32 |
| Portugal | { 17.10.92 20.1.32 |
| Roumania | 21.3.93 |
| Salvador | 23.6.81 |
| San Marino | 16.10.99 |
| Siam | 4.3.11 |
| Spain | 4.6.78 |
| Switzerland | 26.11.80 |
| United States of America | 22.12.31 |
| Yugoslavia | 6.12.00 |

(f) Other Treaties (c)

| Country. | Subject. | Date of signature. |
|---------------------------|--|--------------------|
| United States of America. | Convention concerning the rights of the two countries and their respective nationals in part of the former German Protectorate of Cameroons. | 10.2.25 |
| Italy | Agreement for Mutual recognition of Passenger Ship Certificates and Emigrant Ship Regulations. | 25.1.29 |
| Greece... .. | Agreement respecting Consular Fees on Certificates of Origin. | 21.6.29 |
| Italy | Agreement respecting Documents of Identity for Aircraft Personnel. | 13.4.31 |

(d) Conventions regarding Legal Proceedings

| Date of signature. | Country. | |
|--------------------|----------|-----|
| 31.1.31 | ... | ... |
| 4.11.32 | ... | ... |
| 11.11.34 | ... | ... |
| 12.2.35 | ... | ... |
| 20.11.35 | ... | ... |
| 21.12.31 | ... | ... |
| 11.8.33 | ... | ... |
| 20.3.35 | ... | ... |
| 21.9.35 | ... | ... |
| 17.11.30 | ... | ... |
| 21.4.34 | ... | ... |
| 31.5.31 | ... | ... |
| 30.1.31 | ... | ... |
| 10.8.31 | ... | ... |
| 9.7.31 | ... | ... |
| 27.8.30 | ... | ... |
| 28.8.30 | ... | ... |
| 28.11.31 | ... | ... |

(e) Agreements respecting the Tonnage Measurement of Merchant Ships

| Date of signature. | Country. | |
|--------------------|----------|-----|
| 30.11.30 | ... | ... |
| 30.12.32 | ... | ... |
| 1924-27 | ... | ... |
| 1944-45 | ... | ... |
| 1925-26 | ... | ... |

APPENDIX VII.

TRIBAL ORIGIN OF LABOURERS, 1937.

Victoria Division.

| <i>Cameroons under British Mandate.</i> | | | <i>Cameroons under French Mandate.</i> | | <i>Nigeria, etc.</i> | |
|---|------------------|------------|--|------------|----------------------|------------|
| <i>Tribe.</i> | <i>Division.</i> | <i>No.</i> | <i>Tribe.</i> | <i>No.</i> | <i>Tribe.</i> | <i>No.</i> |
| Bakweri ... | Victoria | 1,044 | Bakoko ... | 502 | Abo ... | 3 |
| Balong ... | " | 8 | Banen ... | 270 | Calabar ... | 39 |
| Bambuko ... | " | 7 | Bana ... | 320 | Kongo ... | 29 |
| Bafaw ... | Kumba ... | 9 | Bafia ... | 189 | Fernando Po | 1 |
| Bakossi ... | " | 698 | Babadondo ... | 2 | Fulani ... | 8 |
| Balundu ... | " | 947 | Babute ... | 73 | Gold Coast... | 8 |
| Basosi ... | " | 1 | Batanga ... | 24 | Hausa ... | 10 |
| Bangwa ... | Mamfe ... | 171 | Bassa ... | 36 | Ibo ... | 16 |
| Banyangi ... | " | 1,685 | Bangante ... | 8 | Liberia ... | 8 |
| Basso ... | " | 31 | Bafang ... | 62 | Nupe ... | 1 |
| Keaka ... | " | 248 | Bafusam ... | 118 | Togoland ... | 16 |
| Nguti ... | " | 10 | Bafumbe ... | 31 | Yoruba ... | 3 |
| Babanki ... | Bamenda ... | 15 | Bawang ... | 144 | — | — |
| Banumbon ... | " | 6 | Bagam ... | 34 | — | — |
| Bali ... | " | 1,849 | Bangivang ... | 22 | — | — |
| Bamenda ... | " | 2,387 | Bule ... | 47 | — | — |
| Bameta ... | " | 121 | Dschang ... | 377 | — | — |
| Bafuwum ... | " | 293 | Duala ... | 43 | — | — |
| Bamukong ... | " | 518 | Mbo ... | 86 | — | — |
| Bafut ... | " | 315 | Ngolo ... | 49 | — | — |
| Bande ... | " | 43 | Ngongo ... | 169 | — | — |
| Bamissi ... | " | 82 | Njem ... | 18 | — | — |
| Kumbo ... | " | 30 | Nkongsamba ... | 2 | — | — |
| Nsungli ... | " | 227 | Sanaga ... | 183 | — | — |
| — | — | — | Wute ... | 11 | — | — |
| — | — | — | Yabassi ... | 18 | — | — |
| — | — | — | Yaunde ... | 1,505 | — | — |
| Totals ... | — | 10,745 | — | 4,343 | — | 142 |

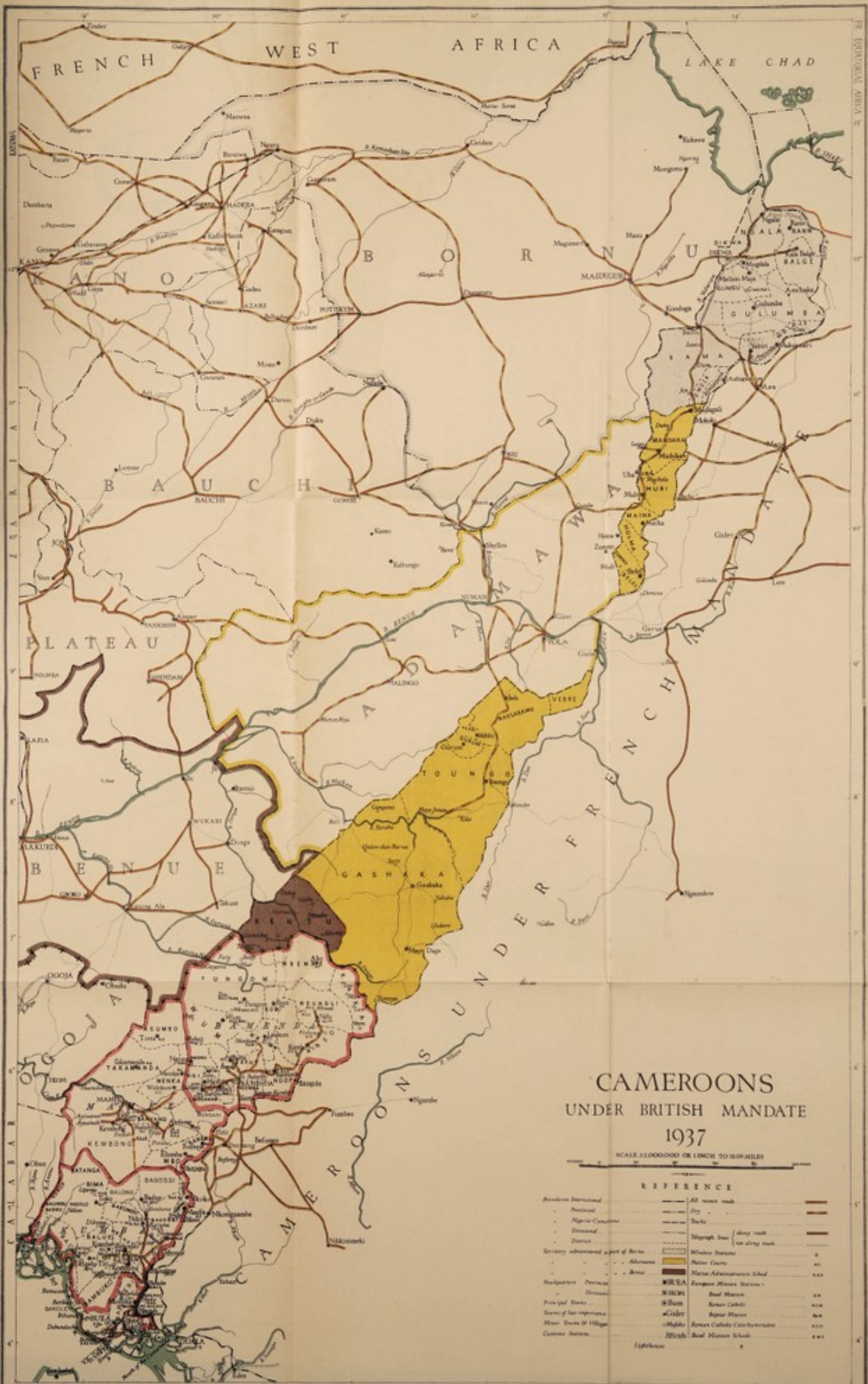
Kumba Division.

| <i>Cameroons under British Mandate.</i> | | | <i>Cameroons under French Mandate.</i> | | <i>Nigeria, etc.</i> | |
|---|------------------|--------------|--|------------|----------------------|------------|
| <i>Tribe.</i> | <i>Division.</i> | <i>No.</i> | <i>Tribe.</i> | <i>No.</i> | <i>Tribe.</i> | <i>No.</i> |
| Bakossi ... | Kumba ... | 289 | Duala ... | 21 | Ibo ... | 422 |
| Balundu ... | " ... | 277 | Yaunde ... | 337 | Ibibio ... | 112 |
| Kumba ... | " ... | 7 | Dschang ... | 90 | Munshi ... | 50 |
| Mbonge ... | " ... | 576 | Various ... | 101 | Ikom ... | 44 |
| Ngolo ... | " ... | 349 | — | — | Calabar ... | 4 |
| Bakweri ... | Victoria ... | 19 | — | — | — | — |
| Mamfe ... | Mamfe ... | 216 | — | — | — | — |
| Banyangi ... | " ... | 292 | — | — | — | — |
| Bali ... | Bamenda ... | 51 | — | — | — | — |
| Bamenda ... | " ... | 385 | — | — | — | — |
| Various ... | Various ... | 718 | — | — | — | — |
| Totals ... | — | 3,179 | — | 549 | — | 632 |

Summary.


| | 1936. | 1937. | Increase or Decrease. |
|-------------------------------------|---------------|---------------|-----------------------------|
| Cameroons under British Mandate ... | 12,280 | 13,924 | + 1,644 |
| Cameroons under French Mandate ... | 5,179 | 4,892 | - 287 |
| Nigeria, etc. ... | 661 | 774 | + 113 |
| Totals ... | 18,120 | 19,590 | + 1,470 |

It is noteworthy that there has been a further increase in the employment of natives of the Cameroons under British Mandate.



**CAMEROONS
UNDER BRITISH MANDATE
1937**
SCALE 1:120,000 OR 1 INCH TO 12.5 MILES

| REFERENCE | |
|---|-------------------------------|
| Administrative boundary | All roads |
| Province | City |
| Niger-Cameroon boundary | Track |
| Division | Waypath line (dry road) |
| Distance | Waypath line (use along road) |
| Secondary administrative part of Africa | Wholesale Station |
| Adm. Area | Motor Car |
| Adm. Area | Niger Administration School |
| Headquarters Province | European Mission Station |
| Division | Rail Station |
| Principal River | River Catholic |
| Source of Sea Impregnation | River Mission |
| Main Route of Highway | Roman Catholic Cathedral |
| Customs Station | Rail Mission School |
| | Lighthouse |



Reports, etc., of Imperial and Colonial Interest

THE INTRODUCTION OF PLANTS INTO THE COLONIAL DEPENDENCIES OF THE BRITISH EMPIRE

A Summary of Legislation as at the end of December, 1936
[Colonial No. 141] 1s. (1s. 1d.)

EDUCATION IN THE WEST INDIES

Report of Commission appointed to consider Problems of Secondary and Primary Education in Trinidad, Barbados, the Leeward Islands and the Windward Islands
[Colonial No. 79] 2s. (2s. 2d.)

THE FINANCIAL POSITION AND SYSTEM OF TAXATION OF KENYA

Report of the Commission appointed to enquire into and report on
[Colonial No. 116] 9s. (9s. 6d.)

THE FINANCIAL AND ECONOMIC POSITION OF NORTHERN RHODESIA

Report of the Commission appointed to enquire into and report on
[Colonial No. 145] 7s. (7s. 6d.)

NUTRITION POLICY IN THE COLONIAL EMPIRE

Despatch from the Secretary of State for the Colonies dated 18th April, 1936
[Colonial No. 121] 2d. (2½d.)

MUI TSAI IN HONG KONG AND MALAYA

Report of Commission [Colonial No. 125] 5s. (5s. 4d.)

PENSIONS TO WIDOWS AND ORPHANS OF OFFICERS IN THE COLONIAL SERVICE, AND COLONIAL PROVIDENT FUNDS

Report of Committee [Cmd. 5219] 1s. (1s. 1d.)

LEAVE AND PASSAGE CONDITIONS IN THE COLONIAL SERVICE

Report of Committee [Cmd. 4730] 9d. (10d.)

Lists are issued showing schedules of Offices in the following Colonial Services with the names and brief biographical records of the holders. Each list includes the Special Regulations by the Secretary of State relating to the Service concerned:—

| | |
|--------------------------------------|--------------------------------------|
| Colonial Administrative Service List | [Colonial No. 137] 2s. 6d. (2s. 8d.) |
| Colonial Agricultural Service List | [Colonial No. 143] 1s. 3d. (1s. 5d.) |
| Colonial Forest Service List | [Colonial No. 122] 6d. (7d.) |
| Colonial Legal Service List | [Colonial No. 138] 9d. (10d.) |
| Colonial Medical Service List | [Colonial No. 140] 1s. 3d. (1s. 5d.) |
| Colonial Veterinary Service List | [Colonial No. 132] 6d. (7d.) |

All prices are net. Those in brackets include postage

Obtainable from

HIS MAJESTY'S STATIONERY OFFICE

LONDON, W.C.2 : York House, Kingsway
EDINBURGH 2 : 120, George Street MANCHESTER 1 : 26, York Street
CARDIFF : 1, St. Andrew's Crescent BELFAST : 80, Chichester Street
or through any bookseller

COLONIAL ANNUAL REPORTS

H.M. Stationery Office publishes the Annual Reports on the Social and Economic Progress of the Peoples of the Colonies and Protectorates, most of which contain a map of the Dependency concerned. More than 40 Reports appear each year and they are supplied at the Subscription price of 50s. per annum. (This rate does not include Mandated Territories.) Individual Reports may also be purchased and standing orders placed for their annual supply

BAHAMAS
 BARBADOS
 BERMUDA
 BRITISH GUIANA
 BRITISH HONDURAS
 BRITISH SOLOMON ISLANDS
 PROTECTORATE
 BRUNEI, STATE OF
 CAYMAN ISLANDS (JAMAICA)
 CEYLON
 CYPRUS
 FALKLAND ISLANDS
 FEDERATED MALAY STATES
 FIJI
 THE GAMBIA
 GIBRALTAR
 GILBERT & ELLICE ISLANDS
 GOLD COAST
 GRENADA
 HONG KONG
 JAMAICA
 JOHORE
 KEDAH
 KELANTAN

KENYA COLONY &
 PROTECTORATE
 LEEWARD ISLANDS
 MAURITIUS
 NEW HEBRIDES
 NIGERIA
 NORTHERN RHODESIA
 NYASALAND
 PERLIS
 ST. HELENA
 ST. LUCIA
 ST. VINCENT
 SEYCHELLES
 SIERRA LEONE
 SOMALILAND
 STRAITS SETTLEMENTS
 TONGAN ISLANDS
 PROTECTORATE
 TRENGGANU
 TRINIDAD & TOBAGO
 TURKS & CAICOS ISLANDS
 UGANDA
 ZANZIBAR PROTECTORATE

BASUTOLAND
 BECHUANALAND
 PROTECTORATE

SWAZILAND

MANDATED TERRITORIES

Annual Reports are published on the undermentioned territories administered by H.M. Government under mandate from the League of Nations

PALESTINE AND TRANS-JORDAN
 TANGANYIKA TERRITORY

CAMEROONS under British Mandate
 TOGOLAND under British Mandate

Further particulars as to the latest reports and prices are obtainable from the Sale Offices of

HIS MAJESTY'S STATIONERY OFFICE

CROWN AGENTS FOR THE COLONIES

Publications issued by the Governments of British Colonies, Protectorates, and Mandated Territories can be obtained from the CROWN AGENTS FOR THE COLONIES, 4, Millbank, Westminster, S.W.1. They include Departmental Reports, Laws, Handbooks, etc.