

**Report by His Majesty's Government in the United Kingdom of Great Britain and Northern Ireland to the Council of the League of Nations on the administration of the British Cameroons / issued by the Colonial Office.**

**Contributors**

Great Britain. Colonial Office.

**Publication/Creation**

London : H.M.S.O., [1935]

**Persistent URL**

<https://wellcomecollection.org/works/fn944hcy>

**License and attribution**

This work has been identified as being free of known restrictions under copyright law, including all related and neighbouring rights and is being made available under the Creative Commons, Public Domain Mark.

You can copy, modify, distribute and perform the work, even for commercial purposes, without asking permission.



Wellcome Collection  
183 Euston Road  
London NW1 2BE UK  
T +44 (0)20 7611 8722  
E [library@wellcomecollection.org](mailto:library@wellcomecollection.org)  
<https://wellcomecollection.org>

# REPORT

by His Majesty's Government in the United  
Kingdom of Great Britain and Northern  
Ireland to the Council of the League of  
Nations on the Administration of the


# CAMEROONS

## UNDER BRITISH MANDATE

For the Year 1935

(For Reports for 1933 and 1934 see *Non-Parliamentary Publications Colonial No. 99*,  
1934 (Price 4s. 0d.) and *Colonial No. 108*, 1935 (Price 2s. 6d.) respectively)

*Crown Copyright Reserved*



LONDON

PRINTED AND PUBLISHED BY HIS MAJESTY'S STATIONERY OFFICE

To be purchased directly from H.M. STATIONERY OFFICE at the following addresses:

Adastral House, Kingsway, London, W.C.2; 120 George Street, Edinburgh 2;

York Street, Manchester 1; 1 St. Andrew's Crescent, Cardiff;

80 Chichester Street, Belfast;

or through any Bookseller

Price 3s. 0d. Net

[COLONIAL No. 118]

LB. 408



# Reports, etc., of Imperial and Colonial Interest

## AN ECONOMIC SURVEY OF THE COLONIAL EMPIRE, 1932.

[Colonial No. 95.] £1 5s. (£1 5s. 9d.).

## CUSTOMS TARIFFS OF THE COLONIAL EMPIRE.

[Colonial No. 97.] (3 volumes.)

Part I—Africa. 2s. 6d. (2s. 9d.)

Part II—Eastern, Mediterranean, and Pacific. 3s. 6d. (3s. 9d.)

Part III—West Indies. 3s. 6d. (3s. 9d.)

## COLONIAL REGULATIONS.

Regulations for His Majesty's Colonial Service.

Part I—Public Officers.

[Colonial No. 88-1.] 9d. (10d.).

Part II—Public Business.

[Colonial No. 88-2.] 1s. 3d. (1s. 4d.).

## COLONIAL ADMINISTRATIVE SERVICE LIST.

1st Edition, January, 1933.

[Colonial No. 80.] 2s. (2s. 2d.).

Supplement to 1st Edition, 1st January, 1934.

[Colonial No. 92.] 9d. (10d.).

## COLONIAL SERVICE.

Report of Committee on Leave and Passage Conditions for the Colonial Service. [Cmd. 4730.] 9d. (10d.).

## COLONIAL DEVELOPMENT ADVISORY COMMITTEE.

Fifth Annual Report covering the period 1st April, 1933, to 31st March, 1934. [Cmd. 4634.] 9d. (10d.).

## EMPIRE SURVEY.

Conference of Empire Survey Officers, 1931.

[Colonial No. 70.] £1 (£1 0s. 9d.).

## IMPERIAL ECONOMIC CONFERENCE, OTTAWA, 1932.

Summary of Proceedings and copies of Trade Agreements.

[Cmd. 4174.] 1s. 6d. (1s. 8d.).

Appendices to the Summary of Proceedings

[Cmd. 4175.] 3s. (3s. 3d.).

## ECONOMIC CONSULTATION AND CO-OPERATION.

Report of Imperial Committee, 1933.

[Cmd. 4335.] 2s. (2s. 2d.).

## NEWFOUNDLAND.

Report of Royal Commission, with Appendices and Maps.

[Cmd. 4480.] 5s. 6d. (5s. 11d.).

Papers relating to the Report.

[Cmd. 4479.] 2d. (2½d.).

## CLOSER UNION IN EAST AFRICA.

Report of the Commission on Closer Union of the Dependencies in Eastern and Central Africa, 1929. [Cmd. 3234.] 6s. (6s. 5d.).

Report of Sir Samuel Wilson, G.C.M.G., K.C.B., K.B.E., on his visit to East Africa, 1929. [Cmd. 3378.] 9d. (10d.).

Report of Joint Select Committee. H.C. 156.

Vol. I—Report and Proceedings ... 1s. 6d. (1s. 8d.).

Vol. II—Minutes and Evidence ... £1 10s. (£1 10s. 9d.).

Vol. III—Appendices ... 4s. 6d. (4s. 11d.).

## KENYA LAND COMMISSION.

Report, September, 1933.

[Cmd. 4556.] 11s. (11s. 9d.).

Evidence and Memoranda. [Colonial No. 91.]

Vol. I ... £2 (£2 0s. 9d.).

Vol. II ... £2 (£2 0s. 9d.).

Vol. III ... £2 (£2 0s. 9d.).

Summary of Conclusions reached by His Majesty's Government

[Cmd. 4580.] 2d. (2½d.).

## ADMINISTRATION OF JUSTICE IN EAST AFRICA.

Report of the Commission of Inquiry into the administration of Justice in Kenya, Uganda, and the Tanganyika Territory in Criminal Matters.

[Cmd. 4623.] 3s. (3s. 3d.).

Evidence and Memoranda.

[Colonial No. 96.] £1 (£1 0s. 6d.).

*All prices are net. Those in brackets include postage.*

Obtainable from

**HIS MAJESTY'S STATIONERY OFFICE**

LONDON: Adastral House, Kingsway, W.C.2;

EDINBURGH 2: 120, George Street; MANCHESTER 1: York Street;

CARDIFF: 1, St. Andrew's Crescent; BELFAST: 80, Chichester Street;

or through any Bookseller

[Continued on page iii of cover.]



# REPORT

by His Majesty's Government in the United  
Kingdom of Great Britain and Northern  
Ireland to the Council of the League of  
Nations on the Administration of the

# CAMEROONS

## UNDER BRITISH MANDATE

For the Year 1935

*(For Reports for 1933 and 1934 see Non-Parliamentary Publications Colonial No. 99,  
1934 (Price 4s. 0d.) and Colonial No. 108, 1935 (Price 2s. 6d.) respectively)*

*Crown Copyright Reserved*



LONDON

PRINTED AND PUBLISHED BY HIS MAJESTY'S STATIONERY OFFICE

To be purchased directly from H.M. STATIONERY OFFICE at the following addresses:  
Adastral House, Kingsway, London, W.C.2; 120 George Street, Edinburgh 2;  
York Street, Manchester 1; 1 St. Andrew's Crescent, Cardiff;  
80 Chichester Street, Belfast;  
or through any Bookseller

Price 3s. 0d. Net

[COLONIAL No. 118]



# TABLE OF CONTENTS

	<i>Page.</i>
FOREWORD ... ..	3
INTRODUCTION ... ..	4
I.—STATUS OF THE TERRITORY ... ..	6
II.—STATUS OF THE NATIVE INHABITANTS OF THE TERRITORY ... ..	6
III.—INTERNATIONAL RELATIONS ... ..	6
IV.—GENERAL ADMINISTRATION ... ..	7
V.—PUBLIC FINANCES ... ..	18
VI.—DIRECT TAXATION ... ..	22
VII.—INDIRECT TAXATION ... ..	24
VIII.—TRADE STATISTICS ... ..	27
IX.—JUDICIAL ... ..	38
X.—POLICE AND PRISONS ... ..	50
XI.—DEFENCE OF THE TERRITORY ... ..	54
XII.—ARMS AND AMMUNITION ... ..	54
XIII.—SOCIAL, MORAL, AND MATERIAL CONDITION OF THE NATIVES ... ..	55
XIV.—LABOUR ... ..	66
XV.—LIBERTY OF CONSCIENCE AND WORSHIP ... ..	72
XVI.—EDUCATION ... ..	74
XVII.—ALCOHOL, SPIRITS, AND DRUGS ... ..	93
XVIII.—PUBLIC HEALTH ... ..	96
XIX.—LAND TENURE ... ..	107
XX.—FORESTRY, AGRICULTURE, AND VETERINARY ... ..	107
XXI.—MINES ... ..	114
XXII.—POPULATION STATISTICS ... ..	115
XXIII.—PUBLIC WORKS ... ..	116
XXIV.—MARINE ... ..	117

## APPENDICES.

I.—Government Finances ... ..	121
II.—Revenue and Expenditure of Native Treasuries .. ..	127
III.—Labour on plantations : inspection reports.	

## MAP.

# FOREWORD.

In compiling this Report every effort has been made to give such additional information as was requested by the Permanent Mandates Commission in the course of its 28th Session during the examination of the Report for 1934. In order to facilitate reference an index is given below showing the paragraphs at which the information may be found.

<i>Page of Minutes of 28th Session.</i>	<i>Subject.</i>	<i>Paragraph of Report.</i>
165	Delimitation of Eastern Frontier ... ..	12
166	Economic equality ... ..	7
168	Request for more up-to-date financial information ...	51
168	System of presenting accounts ... ..	52
168	Contribution to Royal West African Frontier Force ...	53
169	Treatment of Native Administration surpluses ...	56
169	Percentage of total trade, figures to show ...	87, 94, 95
171	Slavery ... ..	187
172	Medical staff on plantations ... ..	196
173	Illicit distillation ... ..	129, 281
174	Training of African medical staff (Yaba College) ...	316
175	Maternity and child welfare work ... ..	314
175	Prevalence of tuberculosis ... ..	312
175	Training of Native Administration Forest Guards ...	334



# Report on the Administration of the Cameroons under British Mandate for the Year 1935

## INTRODUCTION.

### Geographical.

The Cameroons under British Mandate consists of two strips of territory extending in a north-easterly direction along the whole length of the eastern frontier of the Protectorate of Nigeria (with the exception of a short gap of some 40 miles in the neighbourhood of Yola) from the coast of the Bight of Biafra to the southern shores of Lake Chad. The southern section of the territory, extending some 420 miles inland from the coast, is by far the larger in area. The territory lies between  $4^{\circ}$  and  $12^{\circ} 30'$  N. and  $8^{\circ} 30'$  and  $14^{\circ} 50'$  E. The map at the end of this Report illustrates the situation of the territory in relation to neighbouring areas of the Protectorate of Nigeria and the Cameroons under French Mandate. The average annual rainfall varies from 355 inches at Debundsha on the southern slopes of the Cameroons Mountain to 25 inches in the Dikwa Division in the neighbourhood of Lake Chad.

### Area and Population.

2. The total area of the territory is 34,081 square miles. The difference from the figures given in the 1934 Report is due to a correction of the estimated area of the Adamawa Districts. The African population of the territory is estimated at 817,616, giving a density of 24 to the square mile. The European population is 354, of whom 348 are resident in the Cameroons Province.

### Nature of the country.

3. The territory provides a remarkable diversity of types of country. In the coastal regions of the south-west lies the broad tract of mangrove swamp, intersected with numerous creeks forming the delta of the Ndian River, with its semi-aquatic fishing population. Further to the east, the massive bulk of the Cameroons Mountain—in active eruption as recently as 1922—rises to a height of 13,350 feet within fourteen miles of the coast, its lower slopes to the west and north covered with dense secondary forest. Then come the foot-hills of the Victoria Division of the Cameroons Province, with their cocoa, rubber and banana plantations, and finally the mangrove swamps of the Mungo River Delta stretching to the eastern boundary of the territory within a few miles of Duala. To the north, the Cameroons Mountain falls away into the thickly wooded country which covers the greater part of the Kumba and Mamfe Division of the Cameroons Province. On the western side adjoining the Calabar Province of Nigeria comparatively low-lying forest country varied with groups of steep tree-clad hills penetrates



inland for over a hundred miles, while to the north and east the ground rises to the grass-lands of northern Mamfe and Kumba and the Bamenda plateau where the country becomes a wild confusion of lofty hills rising to a height of over 7,000 feet and deep wooded valleys. The hill country continues—with a gap where the Benue River breaks through to the plains of Nigeria—as far as the Dikwa Division, where the hills slope away into the sandy and water-logged plains bordering Lake Chad.

### **Administration.**

4. For the purposes of administration, the territory is divided into four areas. Of these the largest is the Cameroons Province, which extends some 230 miles inland from the sea at Victoria and comprises nearly half the total area and population of the whole territory. The Cameroons Province is administered as one of the Southern Provinces of Nigeria and is a self-contained unit in charge of a Resident. Immediately north of the Cameroons Province are the hill districts of Kentu to the west and Gashaka to the east. The Kentu Area is the smallest and most sparsely populated of the administrative areas and is administered as part of the Benue Province of the Northern Provinces of Nigeria, being more readily accessible from the west and having tribal and commercial ties with the peoples of the immediately adjacent districts of Nigeria. The Gashaka district together with the mandated territory immediately to the north of it is administered as part of the Adamawa Province of Nigeria, as is also the area bordering on that Province and lying to the north of the gap mentioned in the first paragraph of this Report. These three areas are referred to as the Adamawa Districts and together they have an area equal to approximately one-third of the whole mandated territory. Finally, in the extreme north, is the Dikwa Division, which borders on, and is administered as part of, the Bornu Province of Northern Nigeria.

### **Legislation.**

5. All the Nigerian Ordinances enacted during 1935 apply, or may be applied, to the whole of the Cameroons under British Mandate with the exception of Ordinances No. 13 (Registration of Titles), No. 22 (Lagos Township (1935 Voters List) Ordinance), and No. 25, Kola Tenancies Ordinance; Ordinance No. 1 (Tin (Production and Export Restriction) (Amendment) Ordinance) applies only to the part of the territory which is administered with the Northern Provinces.

6. The only Ordinance enacted during the year which is of special interest to the mandated territory is Ordinance No. 47, Cameroons under British Mandate Administration (Amendment) Ordinance. The object of this Ordinance was to enable the Governor to make grants of certain pieces of land in the territory to natives who had



acquired titles to the lands in question prior to 1915, which would confer upon them as good a title as that which they had originally held.

7. At the twenty-eighth Session of the Permanent Mandates Commission the Chairman asked whether States which had ceased to be Members of the League of Nations continued to enjoy economic equality in their relations with the territory. The Mandatory Power has never found any reason hitherto for introducing tariff legislation in the territory permitting of discrimination between those States which are and those which are not Members of the League of Nations; and no change of policy is contemplated in this respect as a consequence of the departure of Japan and Germany from the League of Nations.

8. Regulations were made during the year under the Forced Labour Ordinance, 1933, providing that, if the Governor decides that it is necessary to exact labour for the purpose of preventing the spread of sleeping sickness in any area, all adult able-bodied men may be called upon to assist in carrying out the necessary clearing operations. No payment will be made for such labour. It is provided that the proportion of males called out from any one town or village shall not exceed 50 per cent. and that the maximum period for which any male may be required to labour shall not exceed six weeks in any one year. The Regulations apply to the Northern Provinces of Nigeria and the Northern Areas of the Mandated Territory only.

### **I.—STATUS OF THE TERRITORY.**

9. The status of the Cameroons under British Mandate has remained unaltered during the year under report.

### **II.—STATUS OF THE NATIVE INHABITANTS OF THE TERRITORY.**

10. There has been no change in the status of the inhabitants during 1935. They are properly described as British protected persons, natives of the Cameroons under British Mandate.

### **III.—INTERNATIONAL RELATIONS.**

#### **(i) International Conventions.**

11. The conventions previously applied are to be found in Appendix VI of the 1929 Report, as amplified by paragraph 14 of the 1930 Report, paragraph 8 of the 1931 Report, paragraphs 8 and 240 of the 1932 Report, paragraphs 200 and 201 of the 1933 Report, and paragraph 8 of the 1934 Report. The following international conventions have been applied to the territory during 1935 :—

(1) 12th October, 1929. United Kingdom and France, United States of America, etc. International Carriage by Air Convention. Accession 3rd March, 1935.



(2) 16th April, 1934. United Kingdom and Poland. Tonnage Measurement of Ships Convention. Accession 20th April, 1935.

(3) 9th December, 1932. International Telecommunication Convention. Accession 24th May, 1935.

(4) 11th August, 1933. United Kingdom and Finland. Legal Proceedings in Civil and Commercial Matters Convention. Accession 4th June, 1935.

(5) 4th November, 1932. United Kingdom and Belgium. Supplementary Convention to facilitate the conduct of Legal Proceedings. Accession 27th June, 1935.

## (ii) International Frontiers.

12. At its twenty-eighth Session the Permanent Mandates Commission once again drew attention to the fact that the delimitation of the frontier between the Cameroons under British Mandate and the Cameroons under French Mandate is provided for in the first article of the Mandate, as also in the Franco-British declaration thereto annexed. The British survey party was appointed and equipped and full preparations were made for the survey and demarcation to be started in December, 1931, and again in December, 1932, but, at the instance of the French Authorities, it was agreed that the work, which would involve an expenditure on either side that could not be justified in the then-existing financial stringency, should be postponed until the financial position of the two territories was more favourable. The Nigerian Government, although agreeing with the French Authorities that there is no urgent practical necessity for the demarcation, is prepared to begin operations on the 1st of November, 1936, if it is decided that the demarcation can no longer be postponed in view of the obligations to which the Permanent Mandates Commission has drawn attention.

## IV.—GENERAL ADMINISTRATION.

### (1) Cameroons Province.

13. The Cameroons Province is a self-contained unit in charge of a Resident. Provincial Headquarters are at Buea, 13 miles from Victoria, the main port of entry of the Province, and at a height of over 3,000 feet above sea-level on the eastern slopes of the Cameroons Mountain. The Province is divided into four Administrative Divisions, of which the areas and populations are as follows :—

<i>Division.</i>	<i>Area Sq. miles.</i>	<i>Adult Males.</i>	<i>Adult Females.</i>	<i>Children.</i>	<i>Total Population.</i>	<i>Density per sq. mile.</i>
Victoria	... 1,166	19,738	10,651	8,666	39,055	33·5
Kumba	... 4,162	21,466	23,687	25,251	70,404	16·9
Mamfe ...	... 4,321	22,027	24,736	22,585	69,348	16
Bamenda	... 6,932	63,724	75,101	88,756	227,581	32·8
Totals ...	16,581	126,955	134,175	145,258	406,388	24·5



14. The increases in the population figures for the Victoria, Mamfe and Bamenda Divisions are due to the gradual compilation of more accurate nominal rolls. The considerable increase in the Bamenda figure is attributable to the fact that account had only been taken in previous years of increase in the numbers of adult males. No actual count of adult females and children has been made, but the total population figure given has been based on a careful proportionate estimate.

15. Each Division is in charge of a District Officer, assisted by two or more Assistant District Officers. The District Officers are directly responsible to the Resident in charge of the Province. No change has been made in the boundaries of the Divisions. The average number of Administrative Officers in the Province during the year under report was 12.58, as compared with 13.07 in 1934 and 11.6 in 1933.

16. Apart from the Administrative staff, the following European officers have been stationed in the Province :—

5 Medical Officers,	3 Public Works Department
2 Superintendents of Education,	Engineers (2 engaged on special road construction),
1 Commissioner of Police,	1 Marine Officer,
2 Assistant Commissioners of Police engaged on the Preventive Service,	1 Agricultural Officer and
	2 Forestry Officers.

17. The following table gives the number and disposition of the African pensionable staff of all Departments of Government :—

<i>Division.</i>	<i>Clerical.</i>	<i>Non-Clerical.</i>	<i>Total.</i>
Victoria ... ..	47	44	91
Kumba ... ..	9	15	24
Mamfe ... ..	6	13	19
Bamenda ... ..	8	21	29
	—	—	—
<i>Totals</i> ... ..	70	93	163
	—	—	—
<i>Totals, 1934</i>	63	83	146
	—	—	—

Fourteen of the clerical and nineteen of the non-clerical staff are natives of the mandated territory. The figures for non-commissioned police officers and constables are not included in the above table, but are given in paragraph 124 of this Report.

18. All existing public roads and buildings have been maintained, but no new works have been undertaken. It has, however, been possible to continue the construction of the main road from Bamenda to Mamfe, work on which had been suspended owing to the financial position. During the year considerable progress was made on this very important road—vide Section XXIII of this Report.



19. A system of indirect rule is in force throughout the Province by means of which the natives are being gradually trained to manage their own local affairs. In each Division a number of bodies termed Native Authorities has been constituted, each of which is made responsible for law and order, sanitation, collection of taxes and other functions of administration in the area under its control. The Native Authority Ordinance, 1933, which applies *mutatis mutandis* to the mandated territory, defines a Native Authority as "any Chief or other native of Nigeria or other person or any native council or group of such natives or other persons appointed to be a Native Authority under the Ordinance for the area concerned." No Native Authority is appointed until exhaustive enquiries have been made into the indigenous organization of the people on which the system of indirect rule is to be based, with any modification found necessary to conform with modern requirements. As far as possible, the area controlled by a Native Authority contains families or communities bound together by natural ties. The form of the Native Authority varies according to local conditions. In some areas, particularly in the hill country, clans have been ruled in the past by chiefs who were absolute autocrats within the boundaries of the clan. In such cases the chiefs are appointed the Native Authority, though a council of elders is appointed to assist them and to curb such tendency to autocracy as may exist. On the other hand, in the forest belt the indigenous organization is mostly of a conciliar nature and as a rule no chief is more than *primus inter pares* amongst his fellows. In these conditions the Native Authority may be the whole council of a village, or of a village group with representation for every village. The one essential consideration is that the Native Authority, whatever its form, must be able to command and receive the obedience of the people under its control. The system is undoubtedly popular and is working well. Every year shows the Native Authorities taking an increasing interest in the management of their local affairs.

20. The funds at the disposal of the Native Authorities consist of 50 per cent. of the taxes, together with Native Court revenue, interest on savings invested, and miscellaneous receipts. With a few exceptions the ideas of the Native Authorities in matters of finance are rudimentary. They are apt to think that the Native Treasury is a bottomless pocket from which funds can always be obtained to finance any scheme which takes their fancy. The funds are, therefore, kept in a central Native Treasury at Divisional Headquarters and the District Officer supervises all revenue and expenditure. Estimates are usually prepared for the Division as a whole with subsidiary estimates for each Native Authority, which are adhered to as closely as is possible. The Bansa clan in Bamenda Division has for some time past had its own Treasury independent of the central Divisional Treasury and a similar experiment is being tried in Victoria Division, where hitherto there has been



only one central Native Treasury, established in April, 1922. In April, 1935, the Bakweri Native Authority was granted its own Treasury and it is proposed shortly to establish an independent Native Treasury for the Balong Native Authority. When this has been accomplished each of the three Native Authorities in the Victoria Division will have its own Native Treasury and separate estimates and it is hoped will learn something of the meaning of financial responsibility.

21. One of the most successful of the Native Authorities is that of Bakweri in Victoria Division referred to in paragraph 20. The personnel of the Native Authority consists of the District Head and the heads of the family groups of the sixty-three villages included in the Native Administration area, sitting in council. There are 126 members of the Council, which gives wide representation as the adult male population of the area is about 3,000. The District Head is chairman, but can only act through the medium of the Council. The Council meets regularly once a fortnight in the Court House at Buea. Decisions are sought on a number of subjects ranging from the settlement of disputes relating to village headship and the partition between villages of land purchased from plantations to be used as a Native Reserve to such minor matters as the appointment of Court messengers. The principal functions of the Native Authority are to supervise the collection of tax, to maintain order in the villages, to control Native Administration funds under the guidance of the Administrative Officer and to make proposals and recommendations to the Administrative Officer in such matters as the maintenance of Native Administration roads, opening of new markets, etc. Meetings of the Council are well attended and intelligent suggestions are put forward. The whole Council meets when reviews of Native Court cases are being heard by an Administrative Officer and gives advice on native customs. In contrast to Bakweri, in the Victoria Native Administration area authority is vested in the District Head alone and all administrative orders are sent through him. He has his own office and clerks and controls the Native Administration funds under the guidance of the District Officer. He is assisted by a Council consisting of the heads of the heterogeneous villages which are under the jurisdiction of the Victoria Native Administration, but this Council is only summoned when necessity arises. The District Head travels throughout the Victoria area and is closely in touch with public opinion. His duties and functions are similar to those performed by the Bakweri Council. Being an educated and intelligent man he is of great assistance to the administration.

22. His Honour the Acting Lieutenant-Governor of the Southern Provinces of Nigeria toured the Province in March and April and visited all four Divisions. Mr. W. Benson of the International Labour Bureau visited the Province in December to study labour conditions on the plantations.



## VICTORIA DIVISION.

23. For administrative purposes the Division is organized in three Districts, the Victoria, Buea (Bakweri) and Balong Native Authority areas. The Victoria Native Authority area extends along the whole coast line, and comprises eight village groups of varying origin. Owing to a lack of homogeneity in the more or less indigenous population and to the presence of large numbers of strangers working as hired labourers on the European-owned plantations, the organization necessarily differs from that which it has been found possible to introduce in other areas of the Province. The Native Authority is the District Head, Chief Manga Williams, a descendent of King Williams of Bimbia who sold the land on which the town of Victoria now stands to the Rev. Alfred Saker of the Baptist Mission Society shortly after his arrival at Bimbia in 1858. He is a highly intelligent and educated man under whose leadership the system of administration has met with marked success.

24. The Bakweri Native Authority area consists of sixty-three village groups, in all of which the Bakweri predominate. The organization is essentially conciliar, each village having a recognized Council of elders. Each village Council sends two representatives to a central clan Council which, with the District Head, forms the Native Authority. The re-organization of this area has only recently been put into operation, but as mentioned before it already shows promise of success. Thirty-seven Bakweri villages have elected to remain outside the Bakweri Native Authority and are included in the Victoria Native Authority. The reference to a District Head might seem to suggest that the Bakweri tribe had, according to their custom, been subject to a Head Chief. That is not so. The village of Buea from which the District Head comes has some claim to pre-eminence, as being the first of the Bakweri settlements and having conquered some of the other villages, but it is not suggested that the writ of the Village Head of Buea ever ran throughout the villages of the Bakweri tribe. Within the structure of the new organization the District Head fulfils a valuable function, as he is literate and supplies that spark of vitality which is so often lacking in primitive native administrations which are purely conciliar in structure. He is able to supervise the Native Administration office and such clerical work as the proper functioning of the Native Administration demands. So long as he considers himself merely the chairman and spokesman of the Council, its servant rather than its master, his position, though not of their own making, is of value to the Bakweri tribe.

25. The Balong Native Authority area consists of a group of four small villages separated from the main portion of the Balong clan, which is found in Kumba Division and in the area under French Mandate. The organization is essentially conciliar. Proposals for



the re-organization of the area have been submitted, but have not been put into effect pending further investigations on certain points. Although the organization is conciliar, the leadership of the village of Muyuka has always been acknowledged. The head of this village is District Head and always acts as spokesman for the four villages in the group.

#### KUMBA DIVISION.

26. The re-organization of the Bakossi clan referred to in paragraph 21C of the 1934 Report proved a failure. Until 1932 the Native Authority for this clan was a single District Head, who in that year committed suicide rather than face prosecution on a charge of misappropriating clan funds. As the result of intelligence inquiries, which were then made, a form of organization was established based on family groups, and, instead of a single Native Authority, there appeared eight kindred Courts and eight Native Authorities. This worked well for a time, but a reaction has set in and throughout 1935 the current has been running strongly in favour of a more centralized form of administration. At a meeting held in March the people complained that they lacked leadership and asked for the replacement of the kindred Courts by one or two centralized Native Courts, which would be representative of the whole clan. This change of opinion is partly accounted for by the scattered distribution of the various kindreds, which are in no sense geographical units, and there is also a movement against rule by Councils and in favour of the old system of Village and District Heads. While it is clear that some changes are required, it is necessary to proceed with caution, as the real wishes of the people have still to be made known. For the time being the kindred Courts continue to function, though they are not popular. Experience in re-organization, as exemplified by the Bakossi experiment, shows that there is often no wish nor occasion for very radical departures from the established forms and that what is required is their overhaul and adaptation to new needs. The Native Court system, which was the outcome of much intelligence work undertaken in the early years of British administration, is familiar and acceptable to the people and provides a practical foundation for local government. In the Balue and Bakundu clans, for example, it is being found that apart from increasing the membership of the Native Courts few changes are required. In the clans which have already been re-organized every Village Head has been made a Court member and the full Courts sitting in an executive capacity are the Native Authorities for their areas. The moderate size of most of the clans in the Division makes this a practical development which shows signs of working well. By the end of the year, apart from the Bakossi clan which required further attention, the whole Division had been re-organized except the Kumba, Mbonge, and Balundu Native Court areas and the north-west area. In all these clans it may be said that interest in re-organization is



stirring. At Kumba, for instance, Abel Mukete, the sole surviving District Head, continues to show himself enterprising and progressive and has anticipated intelligence enquiries by gathering about him a Council representative of all the villages in his clan. Altogether, including the eight Bakossi Councils, there are now nineteen Native Authorities in the Division, and it is pleasant to record the success which they have achieved in maintaining order in their areas. The year has been remarkably free from crime or disorder.

#### BAMENDA DIVISION.

27. For administrative purposes the Bamenda Division has hitherto been organized in sixteen areas, each, with one exception, possessing its own Native Authority. These areas are Bansa, Bali, Nkom, Bum, Bafut, Ndop, Nsungli, Mbembe, Fungom, Wum, Ngemba, Meta, Ngi, Mogamo, Ngonu and Kaka-Ntem. Approval of proposals for reorganization has resulted in the Nsungli area being sub-divided into three Native Authority areas. The one exception referred to above is the Kaka-Ntem area which has been divided into three groups of villages, although for the time being no Native Authorities have been established. This general classification is the result of an intensive programme of assessment carried out several years ago, from which it was possible to group the people into areas conforming closely to tribal or clan affinities where such were found to exist.

28. More than half the population of the Division is of Tikar origin, the result of a number of migrations from a north-easterly direction several centuries ago. The pioneers of these early migrations are said to have been of Kanuri stock and to have come originally from Bornu. Roughly speaking the Tikars cover the whole Division with the exception of areas to the west and south where are found people of lowland forest origin who have settled on the lands they now occupy within comparatively recent times and who, although they are unable to trace their origin beyond Widekum in Mamfe Division, are thought to have originated from the Congo basin.

29. In four of the Native Authority areas mentioned above administration is in the hands of a single chief, who is the Native Authority for the area. These areas are Bansa, Bali, Nkom and Bum. In five of the remaining Native Authority areas, namely Bafut, Mbembe, Fungom, Wum and Meta, administration is mainly carried out through the composite type of Native Authority, consisting either of clan heads or the heads of a number of homogeneous, though not necessarily inter-related, units sitting in council. The Mbembe area, with its heterogeneous hill and valley peoples, continues to present a difficult administrative problem. An Administrative Officer toured the area in the latter part of 1934 and the early months of 1935 and it is hoped that a satisfactory solution



may finally be found. In the Ngi clan area administration is now on a clan basis. The Nsungli area has been divided into three groups, each administered by a chief in council, who is the Native Authority for the group. In the Ndop, Ngemba, Mogamo and Ngonu areas the Native Court is the Native Authority, while in the remaining area—Kaka-Ntem, now divided into three groups—there are no Native Authorities, administration being carried out by the District Officer through clan or village councils as represented in the recently established Native Courts.

30. There are two Native Treasuries in the Division, the Bansa Native Treasury at Kumbo for the Bansa area and the Divisional Native Treasury at Bamenda, wherein are kept the funds of the remaining units of the Division. Separate estimates are prepared for each Treasury and subsidiary estimates drawn up for each unit served by the Bamenda Divisional Native Treasury. The Bansa Treasury contributes towards services of a central nature.

#### MAMFE DIVISION.

31. Mamfe Division is organized in eight Native Authority areas, Banyang, Mundani, Mbo, Menka-Widekum, Fontem, Kembong, Takamanda and Assumbo. Re-organization proposals have been put into effect in the Banyang and Mundani areas and are working satisfactorily. The indigenous organization is almost entirely conciliar, though there are chiefs of real importance and influence to be found in Mundani and Fontem. Throughout the Division the Native Courts are the Native Authorities. Every village of an area has representatives sitting on the Court. The people of Mamfe Division are probably the most primitive in the Cameroons Province and it must be some time before Native Administration can become really effective. It is said that in the Assumbo area, which is situated in hilly and difficult country entirely lacking in communications, there is no one who can speak a word of English. The administration of Mamfe Division presents unusual difficulties, but definite progress is being made.

#### (2) Northern Areas.

32. The areas and populations of the districts to the north of the Cameroons Province, which are administered as part of the Northern Provinces of Nigeria, are as follows :—

	Area.	Adult Males.	Adult Females.	Children.	Total.	Den- sity.	Euro- pean.
Adamawa Districts	11,115	65,818	70,883	68,933	205,634	18.5	4
Kentu Area ...	1,236	2,207	2,172	2,275	6,654	5.4	—
Dikwa Division ...	5,149	53,908	73,359	71,673	198,940	38.6	2
Totals ...	17,500	121,933	146,414	142,881	411,228	23.5	6



## ADAMAWA DISTRICTS.

33. The Adamawa Districts are divided into a southern and a northern area, separated by a forty-mile gap through the middle of which the Benue River flows. The districts of the northern area are small and thickly populated. The people are mainly pagan. The southern area consists of the two big districts of Nassarao and Toundou, two small pagan districts, Garumpawo and Yebbi, and the large and sparsely populated district of Gashaka to the south with its administrative headquarters at Mayo Daga. The Gashaka District has an area of over 5,000 square miles. It is remote and communications both internal and with the outer world are poor. The population of the riverain area to the north is largely Fulani, that of the rest of the District mainly pagan.

34. The increase of over 3,000 in the total of adult males is due largely to more effective supervision of the annual census, whilst there has also been some migration from French to British Mandated Territory across the boundary between Wula (Madagali) and Kojja (Mubi). Figures for children are never reliable owing to a very common tendency to conceal their numbers.

35. There has been no change in the composition or administration of any of these districts during the year under review.

36. Two Administrative Officers have been permanently on tour in mandated territory throughout the year with their bases respectively at Mubi and Mayo Daga. These officers spend more than 90 per cent. of their time in intensive touring off the beaten track. Visits have been paid by the Resident and the Lamido of Adamawa.

37. It is possible to record a definite advance in the two important districts of Mubi and Gashaka. These had suffered in the past from maladministration by Fulani District Headmen of the old school, who had little sympathy with the pagans under their charge and who were content to leave matters very largely in the hands of their irresponsible followers. Their successors, specially selected for these two posts, are men of enlightenment and experience and have succeeded, to an extent remarkable in so short a time, in regaining the confidence of the primitive folk of the areas. Elsewhere the District Headmen have proved themselves to be men of good-will and the outlook generally is promising. There have been no untoward incidents such as that at Bagira in the Mubi district referred to in paragraph 29 of the 1934 Report.

38. The experiment, initiated in 1934, of replacing the Fulani personnel of subordinate District Staffs (messengers and police) by representatives from the major pagan clans, has been continued



and is proving successful. The following shows the number and status of Native Administration officials :—

District Headmen	...	...	...	...	13	(11 Fulani and 2 Pagan)
District Scribes	...	...	...	...	14	
District Messengers	...	...	...	...	18	
Village Headmen	...	...	...	...	183	
Native Administration Police (Yan Doka)	...	...	...	...	6	} (Stationed at Mubi)
Dogarai	...	...	...	...	38	
Wardens	...	...	...	...	6	
Alkalai...	...	...	...	...	7	
Alkalai's Assistants	...	...	...	...	8	

39. From the 22nd of February, 1935, to the 22nd of September, 1935, detailed investigations were carried out with a view to identifying and classifying the natural social organization of and the affinities between, the heterogeneous peoples of the Mubi, Madagali, Uba and Chubunawa Districts. This is a necessary preliminary to the policy of securing to these people a more direct share in the control of their own affairs, and is a task which needs to be handled most carefully. Successive waves of Korofofa, Batta, Mandara and Fulani invasion have had a disintegrating effect, which the broken nature of the country has still further aggravated, so that it is not unusual to find groups of people living alongside each other, speaking the same language and sharing a common culture, yet fiercely individualistic and mutually distrustful.

40. The aim of the administration is to stem the process of disintegration before it has gone too far by strengthening natural ties where these can be identified with certainty, by giving official recognition to the accepted leaders of the community—whether hereditary or selective—and by teaching them the value of co-operation. In the meantime it is satisfactory to record that the reports of the investigating officer pay tribute to the cordial relations now existing between Pagan and Fulani and show that the superior status of the latter is neither questioned nor resented.

#### KENTU AREA.

41. The three independent tribal Native Authorities of Kentu, Ndoro and Tigon have now been in existence in their new form for over a year and it is possible to make a fairly reliable estimate of the success of the experiment. There can be no doubt that the people are genuinely glad to be free from control by the Gashaka District Head and there is also evidence that the Native Authorities appreciate their new responsibilities. They will continue to require regular supervision by Administrative Officers and in this respect it is unfortunate that the area is so inaccessible. The centre of the area is some four days' journey from the nearest motor road at Takum, but nevertheless fifty-eight days were spent in the area by Administrative Officers during the year.

42. The Kentu area forms part of the foothills leading to the Bamenda highlands and the nature of the country is such that the



construction of a motor road would be an extremely difficult undertaking, even were sufficient funds forthcoming. The need is urgent and it is hoped that construction will not be postponed indefinitely. There has been some improvement in the state of native tracks.

43. The application from certain Tigon units in the Bamenda Division of the Cameroons Province, which was referred to in paragraph 34 of the 1934 Report, was investigated and it was found that the position had been misrepresented by the Village Chief, who had taken upon himself to voice an alleged desire on the part of five Bamenda villages to join their kinsmen in the Kentu Area. In addition to this particular village there are some nineteen other units in the Bamenda Division which have affinities with the Tigon of the Kentu area and the possibility of bringing them all into one tribal administration is not being overlooked. It would seem to be wiser at present to allow the present organization to settle down before any further disturbance of the *status quo* is suggested.

#### DIKWA DIVISION.

44. The Dikwa Division is coterminous with the Dikwa Emirate and is administered by the Shehu of Dikwa. The northern part of the Division is peopled by Moslem Kanuri, Fulani and Arabs. It is flat and frequently flooded during the rainy season. The southern part rises to the south towards the Gwoza hills and is peopled by mixed tribes of pagans, who found in the rocky hills of the area a refuge from the slave-raiding of the Mandara and Fulani of Adamawa.

45. No change has been made in the organization of the Division. An Assistant District Officer was stationed in the Hill Districts throughout the year. Steady administrative progress has been made and the census for 1935 shews an increase in population of 13,459. Though this is partly due to a more careful and better organized census, an important factor was the return of former emigrants and also the arrival of a number of immigrants from neighbouring districts. Economic conditions have been more satisfactory than for some years past and no difficulty has been experienced in the collection of the increased taxes referred to elsewhere. Co-operation with the French Authorities continues to be satisfactory and five members of a gang which robbed the French mail across the border were arrested and handed over after the necessary formalities. Central institutions in Dikwa are making good progress and more rapid improvement is to be expected as more educated staff becomes available.

46. The peace of the Hill Districts was marred by a serious village fight in which one man was killed. Repeated attempts were made to arrest those concerned, but the village responsible, Bokko Hede, which is noted for the truculence of its people, refused to assist and on one occasion serious resistance was offered to an Administrative Officer, who found it necessary to give orders to the



police accompanying him to fire at the next man seen throwing a stone at the party. One shot only was fired, which stunned but did not kill the man, and this was sufficient to overcome resistance. Although the wanted men have not yet been caught, the village soon came to its senses and a peace ceremony was performed between it and the other village concerned.

47. On the other side of the picture it is gratifying to record that the elders of two large groups of villages decided of their own accord to hold their pre-harvest festivals simultaneously, instead of in successive weeks, for the purpose of avoiding the inter-group visits which formerly so often resulted in serious disturbances during the beer-bemused condition of the revellers.

48. The Shehu's representative in Ashigashiya was found not to have the confidence of the pagan villages to a sufficient degree to ensure smooth working of the Native Court and general administration, and one Mala Sanda was appointed to take his place. General improvement has been shown since his appointment and he appears to enjoy the confidence of the people. As stated in paragraph 120, he was chosen by the members voluntarily as the President of the Court. It is clear that these people, owing to ancient village jealousies, have not yet reached the point at which local administration can be entrusted to the pagan chiefs of the district themselves and still need a strong hand to guide and assist them. The Gwoza District continues to make good progress under the tactful guidance of the District Head, who has lately spent more time on tour than usual. In November he visited the District Head of Madagali, in Adamawa Province, and the visit appears to have been entirely successful in putting an end to long-standing differences and misunderstandings which had caused relations between the two districts to be somewhat strained.

49. An interesting experiment in Gwoza was the carrying out of a written census of many of the pagan villages by three local expupils of the Hambagda School. The work was watched at first with incredulous amazement, but before long was followed with an almost embarrassing degree of admiration and satisfaction.

50. Leopards continue to give trouble and during the year twenty-two people were reported killed. Two leopards were caught in traps and one was found dead near Gwoza. Unfortunately the people are extremely apathetic and take little trouble to build or bait the traps. An endeavour is being made to obtain hunters to visit the affected area to shoot the animals.

## **V.—PUBLIC FINANCES.**

51. Figures of Government revenue and expenditure covering the financial year which ended on the 31st of March, 1935, are shown in Appendix I. It has not proved possible to obtain figures for the year which ended on the 31st of March, 1936, in time for inclusion in this Report, but every endeavour will be made to



provide a supplementary appendix in time for submission at the next meeting of the Permanent Mandates Commission. The method of presenting the accounts is the same as that adopted in previous reports, which was explained at length in paragraphs 318 to 323 of the 1926 Report.\*

52. At the twenty-eighth Session of the Permanent Mandates Commission, M. Rappard drew attention to the size of the deficit and asked whether the system of presenting the accounts of the territory could really be proved to be satisfactory. It is admitted that the system is not entirely satisfactory and that it can be improved. It has unfortunately not been possible to make the necessary changes in connection with the present Report, but the accounts submitted with the Report for the year 1936 will be presented in a form approximating to that adopted for the accounts of the British Mandated Territory of Togoland.

53. M. Rappard also drew attention to the contribution towards the Royal West African Frontier Force, Nigeria Regiment, and asked whether the contribution was in accord with the terms of Article 3 of the Mandate. The Nigeria Regiment exists for the internal security and defence of the mandated territory as well as of Nigeria and it is held that the charge to the territory of a proportionate share of its cost is justifiable and does not conflict with Article 3 of the Mandate. The contribution is based on the fraction  $1/28$ , which is the ratio of the population of the territory to the total aggregate population of Nigeria and the territory, and is considerably less than the actual cost of the double company of the Nigeria Regiment with which the territory was charged prior to 1924.

54. The figures in Appendix I show a deficit of £27,167 as against £29,844 in 1933-34. (The 1933-34 deficit was incorrectly shown as £28,731 in Appendix I of the 1934 Report.) The revenue for the year 1934-35 amounted to £94,624 as against £91,336 in 1933-34, the increase being due to a rise of nearly £9,000 in customs duties. As a proportional share of the distribution from West African Currency Board receipts, £4,414 was received as against £9,179 in 1933-34. Expenditure was £121,791 as against £121,180 in 1933-34.

55. The total deficit to 31st March, 1935, is as follows:—

	£
Deficit for period from 1916 to 31st March, 1934 ... ..	725,915
Deficit for period 1st April, 1934, to 31st March, 1935 ... ..	27,167
Total deficit to 31st March, 1935 ... ..	<u>753,082</u>

\* Colonial No. 30.



### Native Treasuries.

56. The financial statements of the various Native Treasuries for the financial year 1934-35 are shown in Appendix II. There has been no change in the principal sources of revenue. With regard to M. Rappard's expression of fear that the surpluses from the Native Treasuries might be handed over to the Nigerian Treasury in cancellation of the whole or part of the territory's debt to Nigeria it may be observed, as far as the Cameroons Province is concerned, that a road-making programme for the whole Province is under consideration which will be financed from the reserve funds of the various Native Treasuries.

#### CAMEROONS PROVINCE.

##### *Victoria Native Treasury.*

57. The financial position is sound. Revenue exceeded expenditure by £1,126 and the surplus rose from £5,365 at 1st April, 1934, to £6,491 at 31st March, 1935. The latter figure includes a sum of £4,000 on fixed deposit. A sum of £500 was handed over to the Bakweri Native Treasury on its inception.

58. There was a slight increase in 1934-35 revenue from direct taxation, though this is not apparent from the figures in Appendix II, which show the position up to 31st March, 1935, only, as there were larger arrears of tax outstanding than usual at the close of the financial year. This was due to a misunderstanding by the natives of a change in the system of tax collection, which was introduced in connection with the 1934-35 collection with the object of assisting the taxpayers. Prior to 1934-35, tax discs were given out with the demand notes at the beginning of the financial year and tax came in gradually throughout the year. In 1934-35, a new system was introduced whereby the first three months were devoted to the revision of nominal rolls and the discs were given out in July instead of April. The natives misunderstood the change and delayed collection, with the result that at the end of the year there was an unusually high proportion of the tax outstanding. The system has now been abandoned.

##### *Kumba Native Treasury.*

59. The Treasury is in a strong position. The revenue for 1934-35 exceeded expenditure by £1,764 and the surplus balance increased from £4,655 at 31st March, 1934, to £6,419 at 31st March, 1935.

##### *Mamfe Native Treasury.*

60. The deficit of 1933-34 has been changed to a substantial balance. The apparent increase in revenue from direct taxation is explained by the fact that a considerable sum was collected during the year in respect of arrears of 1933-34 tax.



*Bamenda Native Treasury.*

61. The financial position is sound, the balance at 1st April, 1935, being over £6,000. The excess of expenditure over revenue was due to the resumption of work on the Mamfe-Bamenda road, to which the Native Administration contributed. The apparent fall in revenue from direct taxation is attributable to late payment of tax in the remote Mbembe, Nsungli and Kata-Ntem Districts. Over £800 of 1934-35 tax was collected as arrears during 1935-36.

*Banso Native Treasury.*

62. The financial position of the Treasury is sound. There was a serious decline in the revenue derived from the cattle tax, which may be attributed in part to the migration of cattle-owners to neighbouring areas owing to a dispute between rival headmen, and in part to evasion of tax by withdrawal into French territory during the period of tax collection.

*Northern Areas.*

63. The finances of the Adamawa Districts, which are treated as an integral part of the Adamawa Emirate, are administered by the Native Administration Treasury at Yola. The Native Administration share of general tax and Jangali remained at 60 per cent. The balance for the mandated territory on 1st April, 1935, was £12,482; of this sum a portion is invested in long-term securities with the Crown Agents for the Colonies and the balance in short-term deposits with the Bank of British West Africa. The state of Adamawa finances may be described as thoroughly sound, though there is at present little margin between revenue and ordinary expenditure. The books of the Native Treasury have recently been scrutinized by a Government Auditor and his report revealed a most satisfactory state of affairs and a marked improvement on former years. Work has commenced on the Sub-Treasury at Mubi, which will serve the districts of the northern area; this is designed to facilitate collection of revenue and to eliminate delay in payments on account of salaries and services, road labour and the like.

64. It is recognized that the taxpayer living at a distance from headquarters sees little tangible return for his money and a scheme has been devised which will secure to all districts a proportionate share of existing reserves and annual surpluses for the provision of communal amenities, such as permanent markets, ferries, hide and skin drying-sheds, and services of a similar nature.

65. The Wukari Native Treasury continued to act as banker for the three Kentu Native Administrations. The Native Administration share of general tax and Jangali remained at 60 per cent. No charges for central services provided at Wukari have been made and at the end of March, 1935, the Kentu Native Administrations were in credit to the extent of £802, of which £500 was on deposit



in the local bank. The estimated revenue in 1935-36 is £186 and the expenditure £128. The estimated surplus at the 31st of March, 1936, is £860.

66. In the Dikwa Division the Native Administration share of General Tax and Jangali remained at 65 per cent. The balance in the Dikwa Native Treasury on the 31st of March, 1935, was £14,831, a decrease of £327 as compared with the previous year. Of this £7,000 is invested and £4,000 is on short-term deposit with the local bank. The decrease in the revenue derived from General Tax is due to the reductions of taxation referred to in paragraph 60 of the 1934 Report\* and paragraph 74 of this Report. The anticipated increase in revenue from General Tax during the present financial year will remove any difficulty in balancing the annual budget.

## **VI.—DIRECT TAXATION.**

67. Direct taxes are collected from natives under the Native Revenue Ordinance and from non-natives under the Non-Natives Income Tax (Protectorate) Ordinance. The taxes paid by the natives consist of a general tax payable by all adult males and a cattle tax known as "Jangali", which is levied on cattle owners in the grazing areas only, namely the Dikwa Division, the Adamawa Districts and the Bamenda Divisions of the Cameroons Province. All direct taxes are paid in cash and may not be commuted for labour or any other form of service.

### **Cameroons Province.**

68. As foreshadowed in previous Reports the flat-rate system of assessment is now in force throughout the Province. In primitive communities it is not possible to assess exactly the wealth of every individual and to levy an income tax as in Europe. Instead an officer visits each village periodically and enquires in detail into the wealth of the people. Farms and their produce, local prices and the value in cash or goods of the different trades followed are examined; the cost of living, the average size of the family for which each grown man has to provide, the ruling standard of life and all such matters are surveyed. The data so obtained are subjected to close scrutiny by the District Officer, the Resident and the Chief Commissioner, and the wealth of the average adult male is computed. On this basis a flat rate of tax for each individual in the village or group is fixed and notified to the people. In the Victoria Division a more advanced system is applied and it will be adopted elsewhere as opportunity offers. The principle is that the rate of tax should be fixed not according to a man's class, but according to a careful assessment of a typical individual. On this assessment the tax of other similar individuals in the same area is

---

\* Colonial No. 108.



based. An appeal lies to an Assessment Committee. By this means it is hoped to compile eventually a record of large numbers of individuals.

69. Taxes are collected according to Native Authority areas and the village is the tax-paying unit in each area. The system is based on the village nominal roll of adult males liable to tax, which is compiled by the people through their Chiefs or Councils. As explained in paragraph 58 above the system of tax collection introduced in 1934-35, which is described in paragraph 53 of the 1934 Report, did not prove successful and a return has been made to the system previously in force. Tax is collected promptly and without trouble. Where the Native Authority consists of a Council, it is usual for the whole Council to come to the Treasury centre with the tax collected.

70. The rate of tax varies in different parts of the Province according to the relative wealth of the people. It is highest in the Victoria and Kumba Divisions where 6s. and 8s. are paid. In one area only, the fish towns in Victoria Division, it is 10s. In parts of Bamenda Division the rate is as low as 1s.

71. The following figures show the incidence of taxation 1935-6 :—

<i>Division.</i>			<i>Taxable males.</i>	<i>Total tax.</i>	<i>Incidence for adult male.</i>		<i>Total population incidence.</i>	
				£	s.	d.	s.	d.
Victoria ...	...	...	19,738	6,600	6	7	3	4·6
Kumba ...	...	...	21,466	8,356	7	9	2	4·5
Mamfe ...	...	...	16,657	4,000	4	10	1	2
Bamenda ...	...	...	65,679	10,817	3	3·5	1	0
Totals ...	...	...	123,540	29,773	4	8·3	1	5·6

#### NORTHERN AREAS.

72. In the Adamawa Districts the demand of £8,988 for 1934-35 was collected in full without difficulty. The annual census for revision of assessment was carried out in June under the general supervision of the Administrative Officers and resulted in an increase of over 3,000 in adult males. The demand for 1935-36 amounted to £9,644, or 11·2d. per head of the population, based in part on this increase of population and in part on better conditions. Attention has been directed towards reducing the notable gap between Fulani and Pagan assessments in areas where there is little or nothing to choose between their respective circumstances; there is little doubt that the Pagans have been much under-assessed in relation to their actual and potential prosperity, but readjustment will only be effected very gradually and after careful investigation.



73. No change was made in the incidence of taxation in the Kentu Area. The tax demand was announced in May after a careful recount of the population had been made under the supervision of an Administrative Officer, and the collection was completed without any difficulty before the end of December.

74. In the Dikwa Division the improvement in economic conditions made it possible and justifiable to restore part of the reductions in taxation which were rendered necessary last year by the low prices obtainable for local produce. A more accurate census coupled with a certain amount of immigration resulted in an increase of taxable males. Taxation of the hill pagans remained on the same basis, but in the northern Moslem area the total assessment exceeded that of last year by over £1,000. Investigation showed that the average individual income was about 40 per cent. higher than in 1934, but it was not considered desirable to restore at once the higher incidence of 1932-33.

75. The rise in cattle prices simplified the payment of the Jangali or cattle tax, and collection was completed without difficulty by the end of October. Efforts are being made to encourage more rapid collection of taxes, in order that this work may be regarded as an annual incident rather than a laborious task occupying the greater part of the year.

76. Comparative incidences of direct taxation are as follows:—

				1933-34.	1934-35.	1935-36.
				s. d.	s. d.	s. d.
Per adult male	...	...	...	4 7.5	4 4½	4 6.2
Per head of total population	...	...	...	1 2.9	1 2	1 2.4

## VII.—INDIRECT TAXATION.

### Cameroons Province.

77. The only alteration in the Customs Tariff made during 1935 was in respect of the export duty on bananas. In March the duty on fresh bananas was reduced from 2d. per bunch to 1½d. per count bunch and that on dried bananas from ¾d. per lb. to 2d. per 10 lb.

### PREVENTIVE SERVICE.

78. There has been no alteration in the authorized strength of the Eastern Preventive Service, which remains at 138 men under the command of two European Police Officers (Assistant Commissioners of Police). The service maintains eleven preventive stations along 220 miles of the eastern boundary of the Cameroons Province from the coast northwards. The coastal area and creeks are also constantly patrolled. The officers-in-charge of the Preventive Service have power to try persons charged with offences under the Customs



Ordinance and to pass sentences not exceeding three months' imprisonment or a fine of £25. The numbers of persons convicted of smuggling offences in 1934 and 1935 were as follows:—

1934.

(a) *Provincial Court up to 31st March, 1934.*

By Assistant Commissioner of Police, Northern Section	...	...	2
" " " " Southern Section	...	...	8
„ Resident ...	...	...	2
Southern Area, by Divisional Officers	...	...	32
Northern Area, „ „	...	...	3
			<hr/> 47

(b) *Protectorate Court; 1st April—31st December, 1934.*

By Assistant Commissioner of Police, Northern Section	...	...	40
" " " " Southern Section	...	...	41
„ High Court, Calabar Area	...	...	1
„ Magistrates' Courts, Southern Section	...	...	59
„ „ „ Northern Section	...	...	22
			<hr/> 163
Total	...	...	<hr/> 210

1935.

By the Assistant Commissioner, Southern Section	...	...	87
" " " " Northern Section	...	...	265
„ „ High Court, Calabar Area	...	...	—
„ „ Magistrates' Courts, Southern Section	...	...	98
„ „ „ „ Northern Section	...	...	30
			<hr/> 480
Total	...	...	<hr/> 480

79. The large increase in convictions for smuggling shown by these tables is due partly to the increased activity of the police resulting in more captures and partly to the fact that all persons caught smuggling are now prosecuted, no matter how small the seizures. There has been a large increase in the smuggling of tobacco, 3,000 lb. more having been seized than in 1934. On the other hand smuggling of cigarettes seems to have decreased. This is probably due to the advent of the cheap cigarette called "Bicycle" manufactured in Nigeria, which can now be bought in all the southern markets. It is also probable that the cigarette smugglers have turned their attention principally to the smuggling of tobacco. Smuggling of tobacco is carried on chiefly by the natives of the Banyang tribe (Mamfe Division) who travel in gangs by night. On several occasions resistance was successfully offered to the police. There is no evidence to suggest that Japanese goods are being smuggled into Nigeria from the territory.



80. The revenue collected during the year at the Preventive Stations was as follows :—

<i>Station.</i>	<i>Import.</i>			<i>Export.</i>			<i>Total.</i>		
	£	s.	d.	£	s.	d.	£	s.	d.
Tiko ... ..	54	12	6	1	8	7	56	1	1
Mpundu ... ..	108	3	2	32	6	1	140	9	3
Mundame ... ..	92	9	3	271	16	4	364	5	7
Mbonzie ... ..	391	19	2	476	5	2	868	4	4
Misso ... ..	101	11	10	22	0	9	123	12	7
Nyan ... ..	98	7	7	82	1	4	180	8	11
Hunyapa ... ..	67	1	1	26	16	5	93	17	6
Fontem ... ..	65	18	1	6	4		66	4	5
Santa ... ..	331	1	11	—			331	1	11
Bamumkumbit ... ..	153	6	4	—			153	6	4
Bangola ... ..	36	16	0	—			36	16	0
<i>Total</i> ... ..	£1,501	6	11	£913	1	0	£2,414	7	11
<i>Total, 1934</i> ... ..	£1,273	0	0	£1,124	0	0	£2,397	0	0

The decrease in the yield of export duties may be attributed to the reduction of the export tariff in October, 1934.

81. The following is a comparative statement of seizures in 1933, 1934 and 1935 :—

	1933.	1934.	1935.
Cigarettes ... ..	298,599	99,516	35,848
Tobacco ... ..	3,595 lb.	4,038 lb.	7,049 lb.

82. The value of cigarettes and tobacco seized was £814 as against £506 in 1934.

#### NORTHERN AREAS.

83. There has been a falling off in the importation of kola-nuts from territory under French mandate owing to expansion of internal trade in the commodity, and revenue from this source was only £19 4s. The Bansa district of the Bamenda Division in the Cameroons Province is one of the principal sources of supply of kola-nuts and a considerable export trade is done. One case of smuggling has been recorded when ten bundles of kolas were confiscated and sold at public auction, the proceeds being paid into revenue. There is a Customs station at Yola. Some smuggling of tobacco and cigarettes is probable, but with no Preventive Service operating in the area this is difficult either to detect or to suppress.



### VIII.—TRADE STATISTICS.

84. There are two ports of entry for the territory, Victoria and Tiko. Ships have also called at the unapproved port of Rio del Rey to pick up bananas. These ports serve as an outlet for the trade of the Kumba and Victoria Divisions of the Cameroons Province only. In other parts of the territory the trade routes are mainly from east to west. Trade both at Tiko and Victoria has shown a most gratifying improvement, mainly owing to the great increase in the banana traffic. Import figures show an all-round increase, the increase in cotton piece-goods and fish being particularly notable. Imports of Japanese piece-goods practically doubled and those of the United Kingdom, Germany and Holland were greatly increased. The figures for Japanese piece-goods do not, however, represent a real increase in the import trade of the territory. The greater part of the goods in question was landed at Victoria owing to the fact that the importer's quota for the year for Nigeria had been exhausted. The goods were subsequently re-exported to Nigeria under the quota of the following year. The total trade at Victoria for the year was valued at £181,806, an increase of £32,696 over the figures for 1934, whilst at Tiko total trade increased by nearly 100 per cent, from £161,056 to £321,683.

85. The increase in the export of bananas has been remarkable. The tonnage of fresh fruit exported rose from 22,781 tons in 1934 to 37,752 tons in 1935, and that of dried fruit from 537 tons in 1934 to 740 tons in 1935.

86. The cocoa season was very poor and it is estimated that the output is only about 40 per cent of the previous year's crop. The average price of cocoa was £14 5s. 0d. per ton as compared with £16 in 1934. The price of palm kernels fluctuated, but stood generally at a higher level than in 1934. There was a slight decrease in the tonnage of rubber exported. The price of rubber remained at about 6½d. per lb.

87. In response to the wish expressed by Lord Lugard at the twenty-eighth Session of the Permanent Mandates Commission, figures have been included in the tables at paragraphs 94 and 95 showing percentages of total trade to and from the different countries.



STATEMENT OF THE TRADE OF THE PORTS OF VICTORIA AND TIKO, CAMEROONS PROVINCE, 1929-1935.

Year.	Import.				Export.				Total Trade.	Duties.					
	Specie.		General Cargo.		Specie.		General Cargo.			Import.	Export.	Total.	In-crease.	De-crease.	
	Govern-ment.	Com-mercial.	Govern-ment.	Com-mercial.	Govern-ment.	Com-mercial.	Govern-ment.	Com-mercial.							
1929 ...	£ —	£ 19,500	£ 2,087	£ 193,033	£ —	£ —	£ 2	£ 307,605	Tons. 8,147	£ 522,227	£ 18,063	£ 6,623	£ 24,686	£ —	£ 13,652
1930 ...	—	13,000	1,585	162,621	—	100	23	278,916	10,485	456,245	18,468	6,622	25,090	404	—
1931 ...	—	—	1,687	102,179	—	—	2	155,430	17,568	259,298	14,317	5,989	20,306	—	4,784
1932 ...	—	—	1,463	101,999	—	—	12	158,284	24,556	261,758	18,594	7,312	25,906	—	—
1933 ...	—	—	732	116,360	—	—	1	168,036	31,108	285,129	23,310	7,875	31,185	—	—
1934 ...	—	5,107	972	110,069	—	—	—	194,012	36,480	310,160	19,886	10,515	30,401	—	784
1935 ...	—	3,432	571	181,340	—	500	—	317,646	49,368	503,489	30,900	21,180	52,080	21,679	—



## STATEMENT OF THE TRADE OF THE PORTS OF VICTORIA AND TIKO, 1935.

Ports.	Import.				Export.				Total Trade.	Customs Duties.				
	Specie.		General Cargo.		Specie.		General Cargo.			Import.	Export.	Total.	Increase on 1934.	Decrease on 1934.
	Govern-ment.	Com-mercial.	Govern-ment.	Com-mercial.	Govern-ment.	Com-mercial.	Govern-ment.	Com-mercial.						
Victoria*	£ —	£ 3,432	£ 571	£ 95,291	£ —	£ 500	£ —	£ 82,012	£ 181,806	£ 20,557	£ 4,649	£ 25,206	£ 5,135	—
Tiko ...	—	—	—	86,049	—	—	—	235,634	321,683	10,343	16,531	26,874	16,544	—
Total £	—	3,432	571	181,340	—	500	—	317,646	503,489	30,900	21,180	52,080	21,679	—

\* Under Victoria is included the trade passing through the Frontier Preventive Station.



88. The principal articles of import during the last five years have been :—

		1931.	1932.	1933.	1934.	1935.
Bags and sacks	... Doz.	4,269	5,014	5,851	6,090	7,886
Cement	... Tons	589	329	326	519	801
Cigars and cigarettes	Hds.	6,678	9,982	14,489	11,934	12,465
Cotton piece-goods...	Sq. Yds.	364,262	582,133	658,355	610,722	1,134,447
Fish ...	... Lb.	710,095	669,458	702,119	649,690	765,516
Kerosene	... Imp. Gal.	23,709	47,890	43,860	34,572	40,998
Motor spirit	... Imp. Gal.	31,800	49,503	61,761	47,438	69,425
Rice	... Cwt.	10,238	11,328	12,938	16,530	19,938
Salt	... Cwt.	8,793	7,628	8,939	8,856	10,828
Tobacco	... Lb.	11,094	26,521	21,015	11,040	11,387

89. The following are the values of some of the leading articles of import which cannot be estimated in terms of quantity :—

	1931.	1932.	1933.	1934.	1935.
	£	£	£	£	£
Apparel	6,739	4,473	5,128	4,555	6,612
Implements and tools	1,753	1,247	2,145	2,034	3,128
Iron and steel manufactures	6,788	6,910	8,634	11,551	18,142
Machinery	2,479	610	982	1,883	2,912

90. The import of alcoholic liquor is given in paragraphs 282 to 285 below.

91. Countries of origin of the principal imports were :—

		Victoria.	Tiko.	Total.
		Doz.	Doz.	Doz.
<i>Bags and sacks—</i>				
United Kingdom	...	2	—	2
Germany	...	25	1,150	1,175
Holland	...	—	25	25
Belgium	...	—	50	50
India	...	3,334	3,300	6,634
		3,361	4,525	7,886
<i>Cement—</i>				
		Tons.	Tons.	Tons.
United Kingdom	...	116	—	116
Germany	...	264	367	631
French Cameroons (Duala)	...	54	—	54
		434	367	801
<i>Cigars and cigarettes—</i>				
		Hds.	Hds.	Hds.
United Kingdom	...	9,557	694	10,251
Germany	...	1,150	776	1,926
Holland	...	54	—	54
Burma	...	10	—	10
Egypt	...	105	—	105
United States of America	...	3	22	25
French Cameroons (Duala)	...	88	—	88
France	...	6	—	6
		10,973	1,492	12,465



						<i>Victoria.</i>	<i>Tiko.</i>	<i>Total.</i>
						<i>Sq. Yds.</i>	<i>Sq. Yds.</i>	<i>Sq. Yds.</i>
<i>Cotton piece-goods—</i>								
United Kingdom	...	...	...	...	...	475,762	64,520	540,282
United Kingdom (Government)	...	...	...	...	...	117	—	117
Germany	...	...	...	...	...	26,130	72,290	98,420
Holland	...	...	...	...	...	89,588	—	89,588
Italy	...	...	...	...	...	4,505	1,558	6,063
Japan	...	...	...	...	...	273,178	87,725	360,903
Russia	...	...	...	...	...	5,675	—	5,675
Belgium	...	...	...	...	...	3,318	5,323	8,641
United States of America	...	...	...	...	...	—	23	23
Czechoslovakia	...	...	...	...	...	9,319	—	9,319
French Cameroons (Duala)	...	...	...	...	...	10,044	—	10,044
French Possessions	...	...	...	...	...	27	—	27
Spanish Possessions	...	...	...	...	...	173	—	173
France	...	...	...	...	...	76	—	76
Hungary	...	...	...	...	...	—	5,096	5,096
						897,912	236,535	1,134,447
<i>Fish—</i>						<i>Lb.</i>	<i>Lb.</i>	<i>Lb.</i>
United Kingdom	...	...	...	...	...	5,316	7,306	12,622
Germany	...	...	...	...	...	583	18,863	19,446
Iceland	...	...	...	...	...	—	48,180	48,180
France	...	...	...	...	...	127	—	127
United States of America	...	...	...	...	...	3,320	3,694	7,014
Norway	...	...	...	...	...	193,060	201,175	394,235
Canada	...	...	...	...	...	3,491	—	3,491
Portugal	...	...	...	...	...	5,923	2,985	8,908
Russia	...	...	...	...	...	482	64	546
Japan	...	...	...	...	...	96	1,395	1,491
South America	...	...	...	...	...	—	9,900	9,900
French Cameroons (Duala)	...	...	...	...	...	13,537	—	13,537
French Possessions	...	...	...	...	...	2	—	2
South Africa	...	...	...	...	...	—	105	105
Spanish Possessions	...	...	...	...	...	141,411	102,869	244,280
Denmark	...	...	...	...	...	1,622	—	1,622
Sweden	...	...	...	...	...	—	10	10
						368,970	396,546	765,516
<i>Kerosene—</i>						<i>Imp.</i>	<i>Imp.</i>	<i>Imp.</i>
						<i>Gal.</i>	<i>Gal.</i>	<i>Gal.</i>
Germany	...	...	...	...	...	—	6,728	6,728
United States of America	...	...	...	...	...	20,182	7,528	27,760
French Cameroons (Duala)	...	...	...	...	...	186	—	186
French Possessions	...	...	...	...	...	9	—	9
Roumania	...	...	...	...	...	—	6,315	6,315
						20,377	20,621	40,998
<i>Motor spirits—</i>						<i>Imp.</i>	<i>Imp.</i>	<i>Imp.</i>
						<i>Gal.</i>	<i>Gal.</i>	<i>Gal.</i>
United States of America	...	...	...	...	...	36,115	4,862	40,977
Germany	...	...	...	...	...	8,173	11,055	19,228
French Cameroons (Duala)	...	...	...	...	...	1,116	—	1,116
Roumania	...	...	...	...	...	—	8,104	8,104
						45,404	24,021	69,425



							<i>Victoria.</i>	<i>Tiko.</i>	<i>Total.</i>
							<i>Cwt.</i>	<i>Cwt.</i>	<i>Cwt.</i>
<i>Rice—</i>									
Germany	...	...	...	...	...	...	44	303	347
Holland	...	...	...	...	...	...	402	698	1,100
India	...	...	...	...	...	...	4,629	10,962	15,591
China	...	...	...	...	...	...	40	—	40
France	...	...	...	...	...	...	7	—	7
Burma	...	...	...	...	...	...	2,277	162	2,439
French Cameroons (Duala)	...	...	...	...	...	...	410	—	410
French Possessions	...	...	...	...	...	...	1	—	1
Spanish Possessions	...	...	...	...	...	...	3	—	3
							7,813	12,125	19,938
<i>Salt—</i>							<i>Cwt.</i>	<i>Cwt.</i>	<i>Cwt.</i>
United Kingdom	...	...	...	...	...	...	32	457	489
Germany	...	...	...	...	...	...	4,321	3,670	7,991
French Cameroons (Duala)	...	...	...	...	...	...	2,254	—	2,254
French Possessions	...	...	...	...	...	...	30	—	30
Holland	...	...	...	...	...	...	64	—	64
							6,701	4,127	10,828
<i>Tobacco—</i>							<i>Lb.</i>	<i>Lb.</i>	<i>Lb.</i>
United Kingdom	...	...	...	...	...	...	43	—	43
Germany	...	...	...	...	...	...	2	5	7
United States of America	...	...	...	...	...	...	5,228	3,587	8,815
French Cameroons (Duala)	...	...	...	...	...	...	2,461	—	2,461
French Possessions	...	...	...	...	...	...	4	—	4
France	...	...	...	...	...	...	37	—	37
Holland	...	...	...	...	...	...	—	20	20
							7,775	3,612	11,387
<i>Apparel—</i>							£	£	£
United Kingdom	...	...	...	...	...	...	1,042	414	1,456
United Kingdom (Government)	...	...	...	...	...	...	94	—	94
Germany	...	...	...	...	...	...	679	1,141	1,820
Japan	...	...	...	...	...	...	864	1,357	2,221
China	...	...	...	...	...	...	10	—	10
France	...	...	...	...	...	...	20	—	20
Italy	...	...	...	...	...	...	2	72	74
Holland	...	...	...	...	...	...	1	—	1
Belgium	...	...	...	...	...	...	8	—	8
French Cameroons (Duala)	...	...	...	...	...	...	805	—	805
French Possessions	...	...	...	...	...	...	32	—	32
Spanish Possessions	...	...	...	...	...	...	12	25	37
Czecho-Slovakia	...	...	...	...	...	...	1	27	28
United States of America	...	...	...	...	...	...	—	6	6
							3,570	3,042	6,612



	Victoria.	Tiko.	Total.
	£	£	£
<i>Implements and Tools—</i>			
United Kingdom ... ..	67	—	67
United Kingdom (Government) ... ..	13	—	13
Germany ... ..	1,066	1,962	3,028
United States of America... ..	5	4	9
Switzerland... ..	6	—	6
Norway ... ..	—	5	5
	<hr/> 1,157	<hr/> 1,971	<hr/> 3,128
<i>Iron and steel manufactures (Other kinds)—</i>	£	£	£
United Kingdom ... ..	792	196	988
United Kingdom (Government) ... ..	35	—	35
Germany ... ..	4,981	10,538	15,519
Holland ... ..	10	78	88
France ... ..	39	—	39
Belgium ... ..	376	119	495
Poland ... ..	32	—	32
Austria ... ..	33	—	33
Czecho-Slovakia ... ..	181	454	635
United States of America... ..	13	20	33
Italy ... ..	4	—	4
Sweden ... ..	21	—	21
French Cameroons (Duala) ... ..	170	—	170
Hungary ... ..	12	—	12
Japan ... ..	5	—	5
Spanish Possessions ... ..	11	6	17
French Possessions ... ..	2	—	2
Russia ... ..	4	10	14
	<hr/> 6,721	<hr/> 11,421	<hr/> 18,142
<i>Machinery—</i>	£	£	£
United Kingdom ... ..	569	—	569
United Kingdom (Government) ... ..	19	—	19
United States of America... ..	20	5	25
Germany ... ..	1,436	800	2,236
French Cameroons (Duala) ... ..	28	—	28
Spanish Possessions ... ..	24	6	30
French Possessions... ..	2	—	2
Gold Coast ... ..	3	—	3
	<hr/> 2,101	<hr/> 811	<hr/> 2,912

92. The principal articles of export in the last seven years have been :—

	1929.	1930.	1931.	1932.	1933.	1934.	1935.
Bananas (dried) Tons	1,127	1,436	445	463	533	537	740
Bananas (fresh) „	—	1,353	10,217	14,832	16,789	22,781	37,752
Cocoa ... ..	2,968	2,912	3,002	3,282	3,608	4,561	4,073
Kola nuts ... ..	41	3	2	3	—	—	—
Palm kernels ... ..	1,432	1,325	1,100	1,549	1,617	1,283	1,418
Palm oil ... ..	1,023	1,204	1,233	1,718	1,837	1,477	1,731
Rubber ... ..	1,043	1,064	799	192	164	657	599
Wood and Timber,, (unmanufactured)	513	1,188	790	2,517	6,560	5,184	3,055



## 93. Countries of destination of the principal exports were:—

	<i>Victoria.</i>		<i>Tiko.</i>		<i>Total.</i>	
	<i>Lb.</i>	£	<i>Lb.</i>	£	<i>Lb.</i>	£
<i>Bananas (dried)—</i>						
United Kingdom	37,486	655	75	1	37,561	656
Germany ...	19,460	337	1,599,748	17,589	1,619,208	17,926
United States America.	—	—	39	—	39	—
French Cameroons.	190	2	90	1	280	3
	<hr/> 57,136 <hr/>	<hr/> 994 <hr/>	<hr/> 1,599,952 <hr/>	<hr/> 17,591 <hr/>	<hr/> 1,657,088 <hr/>	<hr/> 18,585 <hr/>
<i>Bananas (fresh)—</i>	<i>Lb.</i>	£	<i>Lb.</i>	£	<i>Lb.</i>	£
United Kingdom	241,975	511	11,913,056	27,028	12,155,031	27,539
Germany ...	2,819,130	5,653	66,932,283	141,350	69,751,413	147,003
French Cameroons.	760	—	—	—	760	—
France ...	—	—	652,500	1,450	652,500	1,450
Holland ...	218,680	377	1,785,120	3,236	2,003,800	3,613
	<hr/> 3,280,545 <hr/>	<hr/> 6,541 <hr/>	<hr/> 81,282,959 <hr/>	<hr/> 173,064 <hr/>	<hr/> 84,563,504 <hr/>	<hr/> 179,605 <hr/>
<i>Cocoa (raw)</i>	<i>Tons.</i>	£	<i>Tons.</i>	£	<i>Tons.</i>	£
United Kingdom	245	4,887	—	—	245	4,887
Germany ...	1,309	21,204	1,669	26,937	2,978	48,141
Holland ...	141	2,221	24	398	165	2,619
French Cameroons.	669	9,555	—	—	669	9,555
France... ...	16	216	—	—	16	216
	<hr/> 2,380 <hr/>	<hr/> 38,083 <hr/>	<hr/> 1,693 <hr/>	<hr/> 27,335 <hr/>	<hr/> 4,073 <hr/>	<hr/> 65,418 <hr/>
<i>Palm Kernels—</i>	<i>Tons.</i>	£	<i>Tons.</i>	£	<i>Tons.</i>	£
United Kingdom.	110	627	—	—	110	627
Germany ...	958	5,933	237	1,666	1,195	7,599
Holland	103	611	10	54	113	665
	<hr/> 1,171 <hr/>	<hr/> 7,171 <hr/>	<hr/> 247 <hr/>	<hr/> 1,720 <hr/>	<hr/> 1,418 <hr/>	<hr/> 8,891 <hr/>
<i>Palm Oil—</i>	<i>Tons.</i>	£	<i>Tons.</i>	£	<i>Tons.</i>	£
United Kingdom	372	4,966	—	—	372	4,966
Germany ...	974	12,028	371	4,762	1,345	16,790
Holland ...	14	121	—	—	14	121
	<hr/> 1,360 <hr/>	<hr/> 17,115 <hr/>	<hr/> 371 <hr/>	<hr/> 4,762 <hr/>	<hr/> 1,731 <hr/>	<hr/> 21,877 <hr/>
<i>Rubber—</i>	<i>Lb.</i>	£	<i>Lb.</i>	£	<i>Lb.</i>	£
Germany ...	398,858	5,984	932,161	7,920	1,331,019	13,904
Norway ...	—	—	11,200	228	11,200	228
	<hr/> 398,858 <hr/>	<hr/> 5,984 <hr/>	<hr/> 943,361 <hr/>	<hr/> 8,148 <hr/>	<hr/> 1,342,219 <hr/>	<hr/> 14,132 <hr/>



94. Values of imports and countries of origin with percentage of total trade were :—

<i>Countries of Origin.</i>	<i>Import Values.</i>			<i>Per-centage.</i>
	<i>Victoria.</i>	<i>Tiko.</i>	<i>Total.</i>	
	£	£	£	
United Kingdom ... ..	27,330	4,486	31,816	17·17
United Kingdom (Government)...	571	—	571	·31
Germany ... ..	35,844	58,324	94,168	50·81
Japan ... ..	6,891	5,254	12,145	6·55
India ... ..	3,709	7,382	11,091	5·98
French Cameroons ... ..	6,982	—	6,982	3·77
United States of America ...	4,188	1,729	5,917	3·19
Norway ... ..	2,624	2,628	5,252	2·83
Holland ... ..	3,293	657	3,950	2·13
Spanish Possessions ... ..	1,481	1,010	2,491	1·34
Belgium ... ..	1,310	598	1,908	1·03
Czecho-Slovakia ... ..	662	601	1,263	·68
Burma ... ..	975	68	1,043	·56
South America ... ..	388	369	757	·41
Denmark ... ..	466	293	759	·41
Roumania ... ..	8	711	719	·39
Iceland ... ..	—	607	607	·33
Italy ... ..	259	212	471	·26
Finland ... ..	—	355	355	·19
France ... ..	309	11	320	·17
Sweden ... ..	203	108	311	·17
Portugal ... ..	195	87	282	·15
Canada ... ..	198	80	278	·15
Estonia ... ..	225	—	225	·12
Russia ... ..	178	36	214	·12
French Possessions ... ..	158	14	172	} ·78
Hungary ... ..	12	153	165	
Gold Coast ... ..	135	54	189	
Spain ... ..	114	30	144	
Switzerland ... ..	99	6	105	
China ... ..	72	20	92	
Central America ... ..	4	85	89	
Ceylon ... ..	58	17	75	
Australia ... ..	67	—	67	
Poland ... ..	51	8	59	
Austria ... ..	46	11	57	
Egypt ... ..	39	—	39	
British West Indies ... ..	36	1	37	
Dutch Possessions ... ..	24	10	34	
Algeria ... ..	29	—	29	
Greece ... ..	27	—	27	
Latvia ... ..	—	24	24	
Hong Kong ... ..	12	—	12	
South Africa ... ..	—	10	10	
Yugo-Slavia ... ..	5	—	5	
New Zealand ... ..	4	—	4	
Straits Settlements ... ..	3	—	3	
Dalmatia ... ..	3	—	3	
British East Africa ... ..	4	—	4	
Irish Free State ... ..	1	—	1	
Turkey ... ..	1	—	1	
Cuba ... ..	1	—	1	
	<u>£99,294</u>	<u>£86,049</u>	<u>£185,343</u>	<u>100·</u>



95. Values of exports and countries of destination were :—

<i>Countries of destination.</i>				<i>Export Values.</i>			
				<i>Victoria.</i> £	<i>Tiko.</i> £	<i>Total</i> £	<i>Per-centage.</i>
United Kingdom ...	...	...	...	13,361	27,029	40,390	12·7
Germany ...	...	...	...	53,469	203,058	256,527	80·63
Holland ...	...	...	...	3,361	3,689	7,050	2·22
France ...	...	...	...	657	1,530	2,187	·69
Liberia ...	...	...	...	5	—	5	—
French Cameroons (Duala) ...	...	...	...	11,125	2	11,127	3·5
French Possessions ...	...	...	...	346	—	346	·11
Spanish Possessions ...	...	...	...	149	90	239	·07
Norway ...	...	...	...	—	228	228	·07
Gold Coast ...	...	...	...	39	8	47	·01
				£82,512	£235,634	£318,146	100·

96. Countries of origin are shown under imports from 1934, but prior to that year countries of consignment were shown. Countries of destination are shown for exports as heretofore.

#### Northern Area.

97. In the Adamawa Districts there has been considerable and widespread improvement in trade during the year, following the upward trend of the ground-nut market; a flat rate of £5 16s. 8d. has been offered at all buying stations in Adamawa and the response has been gratifying. Active propaganda has resulted in a rekindling of interest in this crop, and in increasing numbers producers are carrying their harvest direct to the buying-station, thereby gaining the maximum reward for their labours. The gum trade too has had a fillip, the price for Grade I having advanced to 1½d. per lb. and the Native Administration has sent a trained man around all gum-bearing districts to demonstrate the approved method of tapping and collection. This is undoubtedly a valuable subsidiary source of revenue and the Native Authority proposes to make an Order under Section 8(f) of the Native Authority Ordinance to protect their trees from wilful damage. Live stock prices have also appreciated, and the cattle trade in Sorau (Maiha District) and on the Mambilla Plateau has been brisk.

98. An officer of the Department of Agriculture toured part of the Northern Mandated Area during October to advise on other subsidiary crops which might be profitably exploited. Ginger is of immediate interest in the higher altitudes about Mubi, and a man



was sent to Southern Zaria for instruction in the planting, harvesting and preparation of this root ; an experimental plot at Mubi was subsequently planted up with imported seed and the results have been satisfactory. Cotton too promises well, but further investigation is necessary to decide upon the species best suited to these areas. There is a steady demand for hides and skins. The important markets of Mubi and Michika in the northern section of the Adamawa Districts continue to flourish and are thronged on market days with natives from over a very wide area, including French Mandated Territory ; the many types with their traditional variations of dress (or undress) and ornament present a highly interesting and attractive scene. The carrying of arms in these markets is discouraged and will shortly be prohibited. As yet no trading firms have taken out Certificates of Occupancy in Mandated Territory, but it is hoped that development of trade and improved communications will encourage them to do so in the near future. An important trade route passes through Mayo Daga (Gashaka) from Bornu in the north to Port Harcourt and Calabar in the south. The main commodities on the southern journey are potash from Bornu and cattle from Mayo Daga, while on the northern journey the chief trade is in kola-nuts bought in the Cameroons Province and sold all the way along the road to Bornu.

99. The Kentu Area has benefited from the general improvement in the economic situation, mainly as a result of the improved prices of palm produce.

100. In the Dikwa Division unsuitability of soil and the remoteness of the country from railhead precludes the cultivation of ground-nuts as an export crop. Hides and skins are the chief commodity for export and prices have continued to be satisfactory. Every effort continues to be made by the Native Administration to improve the quality of these articles by tuition in flaying and drying methods. The price of cattle has increased by about 25 per cent.

101. Corn, of which two crops are obtained, one in the rains and one in the dry-season, is the main article of trade and the increase both in the demand and the price during the year has had a noticeable effect on the prosperity of the area. In addition to the usual markets to the east there was a heavy demand from certain districts in the west of Bornu owing to locust damage and partial crop failure, and large quantities were taken distances of two hundred miles on pack animals for sale in the local markets. The amount of ready money thus put into circulation has stimulated local trade. An excellent harvest has again been reaped and the prospects for the dry-season corn are very promising.



### IX.—JUDICIAL.

102. The judicial system is the same as that of the Protectorate of Nigeria where justice is administered under the Protectorate Courts Ordinance, 1933, by the High Court and the Magistrates' Courts, and by the Native Courts under the Native Courts Ordinance, 1933. Jurisdiction in certain matters such as divorce, probate, admiralty and matrimonial proceedings, and proceedings arising under certain specified Ordinances, is reserved to the Supreme Court of Nigeria. Appeals lie to the West African Court of Appeal. The Magistrates' Courts are Courts of summary jurisdiction and the powers of the Magistrates are limited to civil cases involving claims not exceeding £100 and criminal cases in which the offence charged is punishable by a fine not exceeding £100 or by imprisonment not exceeding one year or both. The Cameroons Province forms part of the Calabar judicial area, but owing to difficulties of communication the Province is seldom visited by regular judicial officers. The Resident in charge of the Province is an Assistant Judge of the Protectorate Court and the District Officer in charge of each Division has full powers of a Magistrate.

103. In the Cameroons Province during the year under review 1,202 persons were convicted in the Protectorate Court compared with 948 in the Provincial Court (up to March 31st, 1934) and the Protectorate Court in 1934. The difference is accounted for by an increase of 270 in the number of convictions in respect of offences against the Customs Ordinance. Seven persons were convicted of murder, but of these three were concerned in the same case. Twenty-four persons were convicted of offences connected with witchcraft or juju, as against twenty-eight in 1934. There was only one prosecution for illicit distillation of spirits.

104. The number of criminal charges and civil cases heard in the Protectorate Court during the year 1935 is shown in the following table :—

	<i>Criminal.</i>	<i>Civil.</i>	<i>Total.</i>
Victoria Division ... ..	303	22*	325
Kumba Division ... ..	236	16	252
Mamfe Division ... ..	225	5	230
Bamenda Division ... ..	237	9	246
Assistant Commissioner of Police, Northern Section	90	—	90
Assistant Commissioner of Police, Southern Section	268	—	268
High Court, Calabar Division (Resident's) ... ..	44	4†	48
Totals ... ..	1,403	56	1,459

\* Includes 1 judgment debtor's summons.

† Includes 3 judgment debtors' summonses and 1 appeal.



105. The returns of all prosecutions in the Protectorate Court during 1935 are given in the following table :—

<i>Offence.</i>	<i>Charges resulting in conviction.</i>	<i>Charges resulting in acquittal.</i>	<i>Sentences of imprisonment.</i>	<i>Fines imposed or cases disposed of otherwise.</i>	<i>Executions.</i>
<b>I. Offences against public order :—</b>					
Affray ... ..	157	9	55	102	—
Conduct likely to cause breach of the peace ... ..	1	—	—	1	—
Riot ... ..	11	4	11	—	—
Unlawful Assembly ... ..	22	—	22	—	—
Threatening violence ... ..	1	—	1	—	—
<b>II. Offences against the administration of law and justice :—</b>					
Contempt of Court ... ..	7	—	5	2	—
Perjury ... ..	1	—	1	—	—
Official corruption ... ..	1	—	1	—	—
Offering bribes to officers ... ..	2	—	2	—	—
Escape from lawful custody ... ..	14	—	14	—	—
Resistance to Police ... ..	5	1	3	2	—
Taking prohibited articles into and out of Prison ... ..	1	1	—	1	—
Obstructing Native Administration Police ... ..	1	—	1	—	—
Interfering with prisoners ... ..	1	2	1	—	—
<b>III. Acts injurious to the public in general :—</b>					
Unlawful trial by ordeal ... ..	16	1	7	9	—
Accusation of witchcraft ... ..	1	—	—	1	—
Witchcraft ... ..	24	10	21	3	—
Misconduct to corpses ... ..	6	—	6	—	—
Being suspected persons ... ..	2	2	2	—	—
Idle and disorderly persons ... ..	6	1	6	—	—
<b>IV. Offences against the person :—</b>					
Assault ... ..	47	12	36	11	—
Assault occasioning harm ... ..	11	1	7	4	—
Reckless and negligent acts ... ..	2	—	—	2	—
Wounding ... ..	1	1	1	—	—
Deprivation of liberty ... ..	2	—	2	—	—
Acts intended to cause grievous harm ... ..	2	—	1	1	—
Manslaughter ... ..	5	2	5	—	—
Murder ... ..	7	7	1	2*	4†
Attempted murder ... ..	1	—	1	—	—
Compelling action by assault ... ..	2	1	2	—	—
Rape ... ..	—	1	—	—	—
Attempting suicide ... ..	1	1	1	—	—
Endangering life ... ..	1	—	1	—	—
Slave dealing ... ..	2	—	2	—	—

\* 1 detained in prison as a criminal lunatic and 1 sentenced to death, but appealed to the West African Court of Appeal, the issue of which was not decided at the close of the year.

† Executed early in 1936.



<i>Offence.</i>	<i>Charges resulting in con- viction.</i>	<i>Charges resulting in ac- quittal.</i>	<i>Sen- tences of imprisonment.</i>	<i>Fines imposed or cases disposed of other- wise.</i>	<i>Execu- tions.</i>
<i>V. Offences relating to property :—</i>					
Stealing ... ..	95	21	94	1	—
Robbery ... ..	10	2	10	—	—
Being in possession of stolen goods ... ..	20	8	7	13	—
Breaking and entering ... ..	5	3	5	—	—
Burglary ... ..	11	3	11	—	—
Stealing by servants ... ..	17	1	17	—	—
Stealing cattle ... ..	11	—	11	—	—
Cheating ... ..	—	1	—	—	—
Arson ... ..	2	2	2	—	—
Conveying stolen goods ... ..	1	—	1	—	—
Injury to property ... ..	—	1	—	—	—
Forgery ... ..	2	—	2	—	—
Receiving stolen property ... ..	3	—	2	1	—
Fraudulent false accounting ... ..	4	—	3	1	—
<i>VI. Miscellaneous Offences :—</i>					
Gambling ... ..	5	—	—	5	—
Cruelty to animals ... ..	—	5	—	—	—
Counterfeit coining ... ..	4	—	4	—	—
<i>VII. Under Nigerian Ordinances :—</i>					
Arms Ordinance ... ..	13	—	—	13	—
Customs Ordinance (Smuggling) ... ..	480	30	26	454	—
Public Health Ordinance ... ..	18	1	—	18	—
Forestry ... ..	51	13	—	51	—
Wild Animals Preservation Ordi- nance ... ..	6	2	—	6	—
Liquor Ordinance ... ..	1	—	1	—	—
Motor Traffic Ordinance ... ..	8	4	—	8	—
Native Revenue ... ..	68	25	19	49	—
Pharmacy ... ..	1	1	1	—	—
Native Courts ... ..	1	—	1	—	—
Marriage ... ..	1	—	1	—	—
<b>Totals ... ..</b>	<b>1,202</b>	<b>180</b>	<b>437</b>	<b>761</b>	<b>4</b>

106. No Europeans were prosecuted during the year. Legal practitioners now occasionally appear in Court, but their presence is still rare.



107. The following is an analysis of the number of charges resulting in convictions during the years 1931 to 1935 :—

		1931.	1932.	1933.	1934.*	1935.
Charges under :—						
Criminal Code ...	...	343	433	497	525	554
Customs Ordinance (Smuggling) ...	...	748	624	568	210	480
Liquor Ordinance ...	...	12	43	209	63	1
Forestry Ordinance ...	...	25	9	52	61	51
Other Ordinances ...	...	141	53	146	89	116
Totals ...	...	1,269	1,162	1,472	948	1,202

#### *Northern Areas.*

108. In the Northern Areas of the territory six natives of the mandated districts were tried in the High Court of the Adamawa Province for murder and one for incitement to murder. Three of the accused were sentenced to death, one to imprisonment and three were discharged owing to insufficient evidence. The death sentences were later commuted to imprisonment. All these cases arose out of the unrest at Bagira in the Mubi District, which was referred to in paragraph 29 of the 1934 Report. No cases from the Kentu Area or Dikwa Division came before the Protectorate Courts.

#### **Native Courts.**

##### CAMEROONS PROVINCE.

109. There are seventy-seven Courts in the Province, including fifteen new D Grade Courts established during 1935 under the administrative reorganization plan. The number of B Grade Courts has been reduced from four to two. Two of the B Grade Courts and two of the C Grade Courts are also Native Courts of Appeal. The Courts are continuously supervised by Administrative Officers and their work has been generally satisfactory. The Native Courts Ordinance, 1933, gave to dissatisfied litigants the right of appeal from decisions of a Native Court of first instance to a Magistrate's Court, the High Court, or, in the less advanced areas, to the District Officer, the Resident and finally to the Governor. The latter form of appeal (to the District Officer, etc.) applies to the Native Courts of the Province generally. The people have been slow to avail themselves of their newly acquired rights and usually prefer to have recourse to the parallel procedure of review by an Administrative Officer, which is permitted under the 1933 Ordinance (though with the intention that it should act primarily as a safeguard of justice) and with which they have been long familiar. There were only two direct appeals to the District Officer and one to the Resident in 1935. The decision of an Administrative Officer on review is extra-judicial and may be the subject of appeal. Legislation is contemplated to remove certain anomalies which

\* Includes persons convicted in the Provincial Court (up to March 31st, 1934) and in the Protectorate Court (1st April to 31st December, 1934.)



have arisen under the 1933 Ordinance in connection with the parallel procedure of review and appeal. Applications for review by the District Officers were made in 235 criminal cases and 320 civil cases. In the criminal cases the decision of the Native Court was confirmed in seventy-nine cases and quashed in forty-nine cases ; in the remainder the decision of the court was modified or re-trial ordered.

110. The grades of Native Courts and their respective jurisdictions are as follows : —

“ B ” grade, criminal powers of—

Imprisonment	...	...	up to 1 year.
Fine	...	...	up to £50.
Whipping	...	...	up to 12 strokes.
Civil powers	...	...	up to £100.

“ C ” grade, criminal powers of—

Imprisonment	...	...	up to six months and, in the case of theft of farm produce or live stock, up to 12 months.
Fine	...	...	up to £10.
Whipping	...	...	up to 12 strokes.
Civil cases	...	...	up to £50.

“ D ” grade, criminal powers of—

Imprisonment	...	...	up to 3 months or, in the case of theft of farm produce or live stock, up to 6 months.
Fine	...	...	up to £5.
Whipping	...	...	up to 12 strokes.
Civil powers	...	...	up to £25.

No Native Court has jurisdiction in any of the following classes of cases :—Treason, sedition, trial by ordeal, official corruption by Government officials, offences against the revenue of the Government of Nigeria, offences relating to the Posts and Telegraphs or the Railway, official secrets, and their jurisdiction is further limited in that they are not permitted to try the following offences :—Homicide, counterfeiting, slave dealing, child stealing, judicial corruption, fraudulent false accounting, obtaining goods by false pretences, official corruption, defilement of girls, procuration, rape, defamatory (documentary), forgery, corrupt practices, conspiracy, knowingly making an untrue statement before a Court unless that Court considers that the offence can be adequately punished by not more than three months' imprisonment or by a fine not exceeding the maximum fine which the Court is empowered to inflict, cases in which there is an issue as to whether or not a party to the case has practised witchcraft or juju.

110A. Native Courts of the Province are graded as follows :—

Grade “ B ” (Limited)	...	...	...	...	2
„ “ C ” (Limited)	...	...	...	...	2
„ “ D ” (Limited)	...	...	...	...	73

—  
77  
—



111. Of the four Native Courts of Appeal one exercises jurisdiction in Victoria Division, one in Mamfe and two in Kumba.

The number of cases heard by the Native Courts is as follows :—

			<i>Civil.</i>		<i>Criminal.</i>	
			<i>1934.</i>	<i>1935.</i>	<i>1934.</i>	<i>1935.</i>
Victoria Division	...		1,214	1,200	482	403
Kumba	„	...	1,650	1,990	549	939
Mamfe	„	...	1,131	2,186	358	383
Bamenda	„	...	1,137	1,223	791	1,037
			<hr/>	<hr/>	<hr/>	<hr/>
			5,132	6,599	2,180	2,762

The increase in a volume of work performed is due to the increase in the number of Courts from sixty-two to seventy-seven.

112. The volume of work accomplished by the Native Courts in civil and criminal cases, and the punishments awarded, are summarized in the following tables :—



NATIVE COURT CASES, 1935.  
Cameroons Province.

Court.	Grade of Court.	Summary of Criminal Cases.															Summary of numbers of persons charged.			
		Homicide.	Attempted Homicide.	Wounding and Assault.	Rape.	Robbery, Stealing, Burglary, etc.	Theft of Livestock or Farm Produce.	Offences against morality other than adultery.	Malicious injury to property.	Abuse of office, Extortion, etc.	Offences against the peace.	Offences against Native Revenue Ordinance.	Offences against Rules or Orders of a Native Authority.	Refusal to labour.	Other offences.	Total Criminal cases.	Total persons convicted.	Total persons acquitted.	Total transferred to Protectorate Courts.	Total persons charged.
Victoria Division :—																				
1 Native Court of Appeal	Limited	—	—	120	—	56	16	9	—	—	18	92	1	—	86	398	323	268	5	596
1 "C" Grade																				
5 "D" Grade																				
Kumba Division :—																				
2 Native Courts of Appeal	Limited	—	—	123	—	102	41	117	6	—	65	81	2	—	378	915	492	491	1	984
1 "C" Grade																				
17 "D" Grade																				
Mamfe Division :—																				
1 Native Court of Appeal	Limited	—	—	85	—	18	18	—	7	—	—	37	—	—	215	380	231	165	1	397
*22 "D" Grade																				
Bamenda Division :—																				
27 "D" Grade	Limited	—	—	211	—	103	—	13	73	4	—	108	10	—	507	1,029	995	201	1	1,197
Totals ...		—	—	539	—	279	75	139	86	4	83	318	13	—	1,186	2,722	2,041	1,125	8	3,174

\* 14 Village Group Courts have no jurisdiction in criminal cases.



Court.	Summary of Civil Cases.										Adultery cases.			Total Cases.		Punishments.							
	Matrimonial including Guardianship of children.	Debts and other contracts.	Land and Trespass.	Liberation of Slaves.	Administration of Estates.	Other Cases.	Total Civil Cases.	Civil.	Criminal.	Total.	Total Civil, Criminal and Adultery Cases.	Percentage of cases on which judgment modified on review.	Capital punishments.	Imprisonment.			Fine.		Whipping.	Other punishments.	Total punishments.		
														Over 1 year.	Over 6 months and not exceeding 1 year.	6 months and under.	£20 and over.	Under £20.					
Victoria ...	230	542	19	—	7	301	1,099	101	5	106	1,603	4·99	—	—	—	65	—	219	—	—	39	323	
Kumba ...	566	1,045	7	—	—	366	1,984	6	24	30	2,929	2·39	—	—	—	178	—	314	—	—	—	492	
Mamfe ...	834	1,054	10	—	43	245	2,186	—	3	3	2,569	53	—	—	—	76	—	149	6	—	—	231	
Bamenda ...	567	499	114	—	3	21	1,204	19	8	27	2,260	3·6	—	—	—	221	—	335	1	438	995		
Totals ...	2,197	3,140	150	—	53	933	6,473	126	40	166	9,361	3·34	—	—	—	540	—	1,017	7	477	2,041		



113. Offences against the Native Revenue Ordinance rose from 101 in 1934 to 318 in 1935. Figures for 1931 and 1932 were 305 and 309 respectively. The increase in 1935 is attributed to the greater activity shown by Native Authorities in enforcing payment of tax and punishing evasion and to the prosecution of village heads who were dilatory in collecting tax.

114. There were no prosecutions for refusal to labour during the year.

#### NORTHERN AREAS.

##### *Adamawa Districts.*

115. In the Adamawa Districts the number and distribution of Native Courts for the northern and southern areas remained unchanged, Grade B (Limited), 7; Grade C (Limited), 1. All are presided over by Moslem judges sitting with representative assessors, and they are undoubtedly popular. The existence of Moslem Courts in pagan areas may appear incompatible with modern policy and their substitution or supplementation in some cases by Pagan Courts is now being considered, but it should be said that there is a long-standing tradition of broad-minded administration of justice in these Courts. All Alkalai understand that it is their duty to render their judgments intelligible to the litigants concerned and, so far as is not repugnant to natural justice and humanity, in accordance with the customs of the natives with whom they deal. These Alkalai are persons trained to weigh evidence and to elicit truth from witnesses of every type and are probably more impartial in their dealings than would be a Court of clan or tribal elders. Attention is being given to improvement of the standard of record which leaves something to be desired.

116. Cases are scrutinized regularly by Administrative Officers who are empowered to review them under section 25 of the Native Courts Ordinance. Appeal from these Courts lies, at present, to the Chief Alkalai at Yola and final appeal to the Court of the Lamido of Adamawa. The question of a less remote Appeal Court for the northern districts is being considered.

117. Criminal cases (including criminal adultery cases) heard during the year amounted to 1,589, as compared with 1,285 in 1934, and civil to 1,795, as against 1,614 in 1934. There were no appeals. The new Native Courts Ordinance continues to work smoothly and its provisions are now well understood. Forty-three whippings were administered during the year, distributed as follows:—Stealing, 31; Gambling, 5; Fighting, 3; Extortion, 1; Assault, 2; Wounding, 1.

##### *Kentu Area.*

118. The three tribal Native Courts established in the Kentu Area in 1934 worked well and dealt with fifty-eight civil, sixteen criminal and three adultery cases. Most of the cases were minor



matters and practically all the civil actions were concerned with debts and matrimonial disputes. No appeal was made from a decision of the Courts to an Administrative Officer.

*Dikwa Division.*

119. There was no change in the constitution of the Native Courts of the Dikwa Division. The travelling Courts mentioned in the last report have continued to function satisfactorily.

120. The two Courts in the pagan districts are making good progress. Since the removal of the District Head of Ashigashiya last year the Court was for some time without an official President. This resulted in a tendency on the part of the Court members to indulge in bickering and personal recrimination during sittings. The pagan members were asked what remedy they proposed and they stated they required a President who could exercise some control. After a long period of deliberation they found it impossible to select one of themselves, and asked for one Mala Sanda, recently appointed representative of the Shehu of Dikwa, a man whom they have known for many years and in whom they feel confidence. He has accordingly been appointed President and progress will be watched. The difficulty of obtaining the attendance of defendants and witnesses is slowly being overcome.

121. There were no prosecutions for refusal to labour in any of the Courts of the Northern Areas.

122. Comparative figures of the cases are :—

<i>Year.</i>			<i>Criminal.</i>	<i>Civil.</i>	<i>Total.</i>
1933	...	...	625	1,206	1,831
1934	...	...	755	1,598	2,353
1935	..	...	821	2,085	2,906

123. The details of the criminal and civil cases tried by all Courts are in the following tables :—



# NATIVE COURT CASES, 1935.

## Northern Areas.

Court and Description.	Grade of Court.	Summary of Criminal Cases.															Summary of Numbers of Persons Charged.			
		Homicide.	Attempted Homicide.	Wounding and Assault.	Rape.	Robbery, Stealing, Burglary, etc.	Theft of Livestock or Farm Produce.	Offences against morality other than adultery.	Malicious injury to Property.	Abuse of office, Extortion, etc.	Offences against the peace.	Offences against Native Revenue Ordinance.	Offences against Rules or Orders of a Native Authority.	Refusal to labour.	Other offences.	Total criminal cases.	Total persons convicted.	Total persons acquitted.	Total transferred to Protectorate Courts.	Total persons charged.
Adamawa Districts:—																				
7 " B " Grade ...	Limited	}	1	414	—	711	—	6	—	52	164	7	57	—	126	1,538	894	644	—	1,538
1 " C " Grade ...	Limited		—	—	—	—	—	—	—	—	—	—	—	—	—	—	—	—	—	—
Dikwa Division:—																				
2 " A " Grade ...	}	2	—	226	—	430	—	1	19	9	—	1	19	—	100	807	501	345	—	846
3 " B " Grade ...			—	—	—	—	—	—	—	—	—	—	—	—	—	—	—	—	—	—
1 " C " Grade ...			—	—	—	—	—	—	—	—	—	—	—	—	—	—	—	—	—	—
1 " D " Grade ...			—	—	—	—	—	—	—	—	—	—	—	—	—	—	—	—	—	—
Kentu Area:—																				
3 " D " Grade ...	Limited	—	—	5	—	6	—	3	—	—	—	—	1	—	1	16	17	—	—	17
Totals ...		2	1	645	—	1,147	—	10	19	61	164	8	77	—	227	2,361	1,412	989	—	2,401



Court.	Summary of Civil Cases.								Adultery Cases.		Total Cases.		Punishments.						
	Matrimonial including Guardianship of children.	Debts and other contracts.	Land and Trespass.	Liberation of slaves.	Administration of Estates.	Other Cases.	Total Civil Cases.	Civil.	Criminal.	Total.	Total Civil, Criminal, and Adultery Cases.	Percentage of cases on which judgment modified on review.	Capital punishments.	Over 1 year.	Over 6 months and not exceeding 1 year.	6 months and under.	Imprisonment.	Fine.	Total punishments.
														Over £20 and over.	Under £20.	Whipping.	Other punishments.	Total punishments.	
Adamawa Districts—	593	787	19	—	194	202	1,795	—	51	51	3,384	Not available	—	—	470	43	69	940	
Conld.																			
Dikwa Division ...	432	623	144	1	128	753	2,081	4	14	18	2,906	—	2	—	92	79	—	579	
Kentu Area ...	26	27	1	—	2	2	58	—	3	3	77	—	—	—	5	2	—	20	
Totals ...	1,051	1,437	164	1	324	957	3,934	4	68	72	6,367	—	2	—	567	124	69	1,539	



## X.—POLICE AND PRISONS.

### (i) Police.

#### CAMEROONS PROVINCE.

124. The authorized strength of the Provincial Police Force is 137. This includes one European Commissioner, one African Inspector, one Clerk, one Pay and Quartermaster and one Armourer.

The force was distributed as follows :—

Buea	...	...	50	of all ranks including officers, non-commissioned officers, men and staff.
Victoria	...	...	24	including 1 native Inspector, non-commissioned officers, and men.
Mamfe	...	...	20	non-commissioned officers and men.
Bamenda	...	...	26	non-commissioned officers and men.
Kumba	...	...	17	non-commissioned officers and men.

125. The nationality of the 136 African officers, staff and rank and file is as follows :—

Nigeria	...	...	...	...	...	...	15
Mandated Territory	...	...	...	...	...	...	121
							136

126. The discipline and efficiency of the police have been most satisfactory.

127. In addition, a force of two European police officers and 138 native police is stationed in the Province for Preventive Service work.

128. The Bamenda Native Administration maintains a force of unarmed native police under the control of the Native Authorities.

129. At the twenty-eighth Session of the Permanent Mandates Commission, Count de Penha Garcia asked for information regarding the activities of the police in connection with the illicit distillation of spirits. The police throughout the Province have been constantly on the alert for this type of offence, but only one case has come before the Court. It is considered that this illicit trade is greatly on the decrease in the Cameroons Province owing principally to the large number of prosecutions that took place in 1933 and 1934. It cannot be claimed that the practice has been completely stamped out, but the intensive campaign which was carried out appears to have had the effect of inducing the offenders to seek fresh fields for their enterprise or it may be that it has driven their activities underground and for this reason made detection more difficult. In view of the evidence of decreased activity in illicit distillation, the *Argus* patrol launch (Preventive Service), which had materially assisted in keeping down the practice, was withdrawn.



## NORTHERN AREAS.

130. In the Northern Areas of the territory the Government police as in previous years have been mainly employed as escorts to Administrative Officers on tour. There was no change in the strength or distribution of the police detachments in the Adamawa Districts (twenty-seven) and Dikwa Division (twenty). Discipline was good and the police, being constantly on tour with Administrative Officers, have become a familiar object to the people, and relations with them are friendly. On one occasion in the Dikwa Division it was necessary for the police to open fire. One round only was fired which stunned, but did not kill, the man fired at. There were no police casualties. The incident is referred to in paragraph forty-six. There are no Government police in the Kentu Area.

131. The Adamawa Native Administration Police Force was increased from forty-four to forty-six, and recruitment was restricted to local pagans in each District in the hope that closer co-operation between district and village authorities might be achieved.

132. In Dikwa Division the Native Administration Police Force maintained a good standard of efficiency. They perform the ordinary duties of civil police and in addition the slave routes are kept under observation by mounted patrols. The three Native Administrations of the Kentu Area do not maintain a police force of their own and there appears to be no necessity for them to do so. No evidence of smuggling was observed.

## (ii) Prisons.

## CAMEROONS PROVINCE.

133. There are four Government prisons in the Cameroons Province, at Buea, Kumba, Mamfe and Bamenda. That at Kumba is a divisional prison and only prisoners sentenced to six months and under are detained there. The remainder are provincial prisons where prisoners may be detained up to two years. Prisoners are chiefly employed on grass cutting and general sanitary work in the stations. There are no regular prison industries or workshops. The average totals of prisoners for the last five years are as follows :—

<i>Prison.</i>		<i>1931.</i>	<i>1932.</i>	<i>1933.</i>	<i>1934.</i>	<i>1935.</i>
Buea ...	...	120·76	128·29	119·65	106·66	113·10
Kumba ...	...	89·14	66·71	143·75	136·02	71·06
Mamfe ...	...	84·99	95·83	98·46	91·85	54·88
Bamenda ...	...	117·63	132·74	112·7	139·39	104·99
Totals ...	...	412·52	423·57	474·56	473·92	344·03



134. The prisoners are regularly visited by the Government Medical Officers. The health of the prisoners has been satisfactory. Medical statistics of the prisoners are as follows :—

*Buea Prison.*

Death (Heart failure) ...	...	...	...	...	1
Number on sick list ...	...	...	...	...	250
Removed to hospital...	...	...	...	...	10
Removed to infectious diseases hospital	...	...	...	...	Nil

*Kumba Prison.*

Deaths (Pneumonia) ...	...	...	...	...	2
Number on sick list ...	...	...	...	...	362
Removed to hospital ...	...	...	...	...	2
Removed to infectious diseases hospital	...	...	...	...	Nil

*Mamfe Prison.*

Number on sick list ...	...	...	...	...	167
Removed to hospital	...	...	...	...	61
Removed to infectious diseases hospital	...	...	...	...	Nil

*Bamenda Prison.*

Deaths (Pneumonia) ...	...	...	...	...	2
Number on sick list ...	...	...	...	...	357
Removed to hospital ...	...	...	...	...	54
Removed to infectious diseases hospital	...	...	...	...	29*

(\*all chicken-pox)

135. The following table shows the death-rate in the four Government prisons in 1935 :—

<i>Prison.</i>	<i>Daily average number of prisoners.</i>	<i>Number of deaths, 1935.</i>	<i>Death-rate per 1,000.</i>
Buea ...	113·10	1	8·84
Kumba ...	71·06	2	28·14
Mamfe...	54·88	—	—
Bamenda ...	104·99	2	19·04
Totals ...	344·03	5	14·53

The decrease in the daily average of prisoners in the Kumba and Mamfe prisons is due to the fact that an unusually large number of persons were convicted of illicit distillation during 1934.



136. The following figures show the sick-rates and death-rates of the combined prisons for the last three years :—

	1933.	1934.	1935.
Daily average number of prisoners.	474.56	473.92	344.03
Death-rate per thousand of daily average.	23.18	27.43	14.53
Actual number placed on sick list.	1,664	999	1,136

137. It will be observed that, although a slightly larger number of prisoners was placed on the sick list than in 1934, there was a welcome reduction in the death-rate.

#### NORTHERN AREAS.

138. There is no Government prison in the Northern Areas. Short-term prisoners convicted in the Protectorate Courts are detained in one or other of the Government lock-ups of the Province to which the District from which they came is attached. Those sentenced to longer terms of imprisonment are usually sent to the Government prisons at Jos or Lokoja.

139. Prisoners sentenced in the Native Courts of the Adamawa Districts to terms of imprisonment up to six months are detained in lock-ups at Mubi and Gashaka. Those sentenced to longer terms are sent to a central gaol maintained by the Native Courts of the Adamawa Province at Yola. Special attention was given to prison organization during the year, which, together with prison discipline, is now on a more satisfactory basis. There were only two punishments for prison offences during the year. Buildings have been improved and additional ventilation provided on the advice of the Medical Officer, an innovation which is not greatly appreciated by those whom it is designed to benefit. To vary the tedium of prison life long-term prisoners are now employed in useful trades such as the manufacture of pre-cast mud blocks for building, and weaving on the broad loom for prison clothing and on the narrow loom for bandages which are distributed to the dispensaries. Elementary education is to be introduced as soon as an instructor is available. The daily average number of prisoners for mandated territory was 96.1. The health of the prison population has been good, the average daily sick-rate for the mandated territory being 0.2 per thousand whilst there was only one death, the cause being lobar pneumonia. The prison is regularly inspected by the Medical Officer and sick prisoners are admitted to the Government hospital for treatment.

140. There is no Native Administration prison in the Kentu District and prisoners are received in the lock-ups and prisons of the Benue Province.

141. The Native Administration prison at Dikwa and the lock-up at Gwoza have been adequately maintained, and improvements in



accommodation have been effected. The health of the convicts has been satisfactory, the daily average of sick being 1.14 as compared with 15.6 in 1934. The daily average of prisoners has been 140.02. Two deaths have occurred.

### XI.—DEFENCE OF THE TERRITORY.

142. No military forces have been stationed or have operated in the territory during the year.

### XII.—ARMS AND AMMUNITION.

143. The Arms Ordinance of Nigeria (Chapter 132 of the Laws of Nigeria) is enforced throughout the territory.

144. Licences to repair dane guns were issued to twenty-six natives in the Cameroons Province.

145. Forty-two Africans of good standing and character were granted permission to take out licences to carry shot guns.

146. The imports by private individuals of arms and ammunition for the last five years have been as follows :—

Year.	Arms.			Ammunition.		
	Revolvers.	Rifles.	Shot-guns.	Revolver.	Rifle.	Shot-gun.
1931 ...	4	4	12	410	522	16,580
1932 ...	15	18	22	2,465	3,922	16,804
1933 ...	15	14	20	830	3,832	9,847
1934 ...	7	12	17	1,524	3,309	21,405
1935 ...	11	14	20	449	3,418	11,363

147. The following are particulars of arms licensed during 1935 :—

	New issues		Renewals and Transfers	
Revolvers :—				
Europeans ...	...	3	...	15
Africans ...	...	—	...	—
Rifles :—				
Europeans ...	...	4	...	30
Africans ...	...	—	...	4
Shot-guns :—				
Europeans ...	...	10	...	43
Africans ...	...	12	...	144
Cap guns :—				
Africans ...	...	4	...	18



148. The Shehu of Dikwa was asked to ensure that no unlicensed arms of precision were in the possession of natives, and, as a result of his enquiries, a small number of old revolvers, probably a relic of the war were given up. The Kanuri and the Shuwa have a passion for guns of any description, the weapons being used chiefly for display on ceremonial occasions.

### **XIII.—SOCIAL, MORAL AND MATERIAL CONDITION OF THE NATIVES.**

#### **CAMEROONS PROVINCE.**

149. The manners and ways of living of the variously-circumstanced peoples of the Province were described at length in paragraphs 150-157 of the 1934 Report. The marked improvement in trade, which was a feature of the year under review, was reflected in the increased spending power of the people generally and its effects, though naturally more obvious in the economically advanced coastal regions, were felt in the remotest parts of the territory. In the coastal regions the erection by the wealthier members of the community of houses of improved design and of more solid and permanent construction is an indication both of returning prosperity and of social progress. Even in the inland areas there are signs of a desire for better things in the form of well-carpentered doors and window frames, though, except in the case of Mission buildings, the corrugated-iron roof is still the very rare exception.

150. The position of women was also dealt with very fully in the 1934 Report (paragraphs 166 to 182). It cannot be too strongly emphasized that the life of the woman of the Mandated Territory is no more a life of degradation and servitude than is that of any other African woman. As Professor Westermann has said of the African woman generally in his book "The African To-day":—"The woman has her well-established place in the family and community, and she knows well enough how to assert her position and her rights. She is primarily the mistress of the household, responsible for its maintenance, for the provision of food, and for the up-bringing of the children. Between man and wife there is a strict division of labour". The share that falls to her is heavier owing to its continuity than that allotted to the man, but "the seemingly excessive amount of work has not made her the slave of her husband; every African woman would reject such an insinuation with scorn". Admittedly she is not man's equal, nor would she ever think of claiming to be so, but she has a very real degree of independence and a very real part of her own to play in the life of the family. An East African native of the educated class has recently expressed the opinion that women in an African society are probably neither more or less free than they were till recently in Europe and that the teaching of Christianity with its literal emphasis on the duty of women to obey their husbands does not



tend to remove contemporary ideas of the inferiority of women's place in society. The woman is conservative by instinct and inclined to look askance on European education and European contact as destructive of the quiet and peaceful life of the home. It is in this conservatism of the women that lies the importance, and the difficulty, of the attempt to bring education to them. The most hopeful line of approach lies through infant welfare and maternity work and already there are signs that the old shyness and distrust are beginning to break down.

151. The situation as regards reform of the dowry system remains unchanged. It is important to remember that the demand for reform comes in the main from the Christian Missions and their adherents in the economically advanced coastal regions rather than from the non-Christian mass of the people. As the District Head of Victoria suggested (vide paragraph 174 of the 1934 Report) reform will probably come of itself from within, from the people themselves, if the situation is found to be intolerable by the people themselves. It is also true that, in the remoter parts of the country at least, where the effects of European influence are less strongly felt, the payment of dowry by the intending husband is not a mere cash transaction, a "bride price", as it has so often been wrongly regarded. It still has a real significance in the life of the family and the clan, and the rate of dowry, which may take the form of iron rings, goats or other articles of local exchange value rather than actual cash, is no higher than the social standing of the contracting parties demands or local economic conditions allow.

152. At a meeting held by the Resident of the Cameroons Province at Buea in April, 1934, which was attended by five missionaries representing the Roman Catholic and Basel Missions and the Native Baptist Church, the following resolution was passed:—

"The scale of dowries should be reduced gradually, but their abolition should be left to the effects of Christianity, education and time."

It may also be suggested that this is one of the directions in which the co-operative movement may be able to exercise an influence in due time, as it is doing in India and elsewhere.

153. Education of women is not being neglected, though in the primitive areas parents still look with disfavour on girls attending school. During 1935 the number of girls on the registers of the Government and assisted Mission schools increased by forty-five and on those of the unassisted Mission schools by 108. The Sasse Convent and Victoria girls' school continued to do useful work. In April, 1935, the Basel Mission opened a girls' school at Bafut in Bamenda Division similar to the girls' school at Victoria and propose to open another in Kumba Division in 1936. The Roman Catholic Mission propose to open a girls' school at Kumbo in the



Banso area of Bamenda in 1936. The buildings were completed in 1935 and five Sisters arrived from Europe in October. The curriculum will include hygiene, mother-craft and child welfare.

154. The Cameroons Welfare Society, referred to in paragraph 171 of the 1934 Report and in the Chapter in this Report dealing with Public Health, continued to do excellent work. There are centres at Buea, Victoria and Kumba and it is hoped shortly to extend the scope of the society. The Buea centre is particularly popular, there being over a hundred mothers on the register. European ladies give their services and weekly lectures are given on hygiene and child welfare.

155. The co-operative movement is still in its infancy in the southern part of the Province where it has established itself and even in the Kumba Division, where it has made most progress, its efforts have so far been confined to the material side of life in securing to the farmer-producer a good price for his product by co-operative marketing. A start has been made in a small way towards co-operative credit, but it is too early to form any conclusions as to the prospects of development in this direction. It is to be hoped that success in the sphere of marketing and credit may lead to an extension of the activities of societies, to the discouragement of extravagant customs, and a raising of the general standard of living.

#### *Witchcraft and Juju.*

156. Although the inhabitants of the Province may truly be said to be remarkably free from the tyranny of fetish worship and secret societies, belief in magic and witchcraft is almost universal. Its influence is most strongly felt amongst the primitive forest peoples of the Mamfe Division and is least powerful amongst the comparatively sophisticated peoples of the Victoria Division.

157. The difficulty in dealing with the strangely various cases which are brought before the Court under the general description of witchcraft cases is that the European mind does not always sufficiently appreciate the significance of the distinctions drawn by the native mind in its attitude towards witchcraft or magic generally, of which witchcraft is a branch. It is now generally recognized that the primitive mind is not entirely irrational and that, as far as the accurate knowledge of the primitive man goes, his way of thinking is probably as logical and scientific as that of civilized man. But the scope of his accurate knowledge is limited and in the vast areas of the unknown he turns for guidance and protection to magic. Mr. J. H. Driberg, in his book "At Home with the Savage", has said that the aims of magic are clear-cut and individual and that it is only used to meet dangers which cannot otherwise be averted. The primitive mind does indeed recognize a distinction between good (white) magic and evil (black)



magic, but, although the distinction is clear in theory, in practice the two forms are practically indistinguishable. Both "white" and "black" magic are probably regarded as springing from the same source and the difference between them lies rather in the use to which they are put than in any quality inherent in them. Magic is a form of supernatural power and those who are able to control it may lawfully use it for some purposes and not for others. As Mr. Driberg has said "'white' magic is social; 'black' magic anti-social. Only the former is recognized by the community as a legitimate pursuit; the latter is universally detested and feared . . . The one is constructive, the other destructive. All public magic recognized by the community is social and beneficial. Anti-social magic is practised secretly, either intentionally or (as by the unfortunate possessor of the evil-eye) inadvertently. Its object is the gain or advantage of the individual at the expense of the common good."

158. The principle followed since 1933 in dealing judicially with cases involving witchcraft or juju (which in this connection were regarded as the same) has been that no Native Court, except possibly an "A" Grade Court with full powers, has been permitted to try cases concerned with the actual practice of witchcraft or juju; but that a Native Court might hear cases in which words such as "You are a witch", or some equivalent phrase, were used, which native customary law regarded as slanderous and so deserving of punishment, provided that the words were used as a common form of abuse and did not imply an accusation of the actual practice of witchcraft.

159. Towards the end of 1934 it was pointed out that witchcraft and juju are not in fact the same. The distinction between them, which is of real importance, is that juju, or bad medicine as it is often called, to be effective requires the presence of some material substance, such as a bundle of leaves, or blood-stained feathers, or a powder probably harmless in itself, into which the maker has infused a supernatural power; whereas witchcraft does not require any such outward manifestation, but exists in virtue of some inherent power in the witch. The idea of invoking a juju (or medicine) to obtain the assistance of supernatural powers is so common an incident in the everyday life of the native that he probably has no very clear idea or conception of right and wrong in the matter. The object with which a juju is invoked or used may be quite harmless or quite definitely harmful. The aid of juju may be invoked by a litigant to ensure success in a lawsuit, by a disappointed wife to recover the wandering affections of her husband, by a farmer to keep trespassers from his land or his goats from straying, by a creditor to secure payment of a debt; or, on the harmful side, by an aggrieved person to secure the death, sickness or discomfiture of his rival. This use of juju by an



ordinary member of society is not regarded by the native as witchcraft or necessarily in any way reprehensible, nor is the person using the juju regarded as a witch.

160. It was agreed that the Native Court, with its natural familiarity with popular mentality, was a more suitable tribunal than the Magistrate's Court for dealing with a class of case so intimately associated with native custom. It is, therefore, proposed to restore to the Native Courts the power to deal with cases falling within the category of juju by giving them jurisdiction to enforce the provisions of the section of the Criminal Code relating to offences of that nature.

161. The attitude of the Protectorate Court towards offences relating to witchcraft or juju is governed by Section 210 of the Criminal Code. The majority of the cases which come before the Courts involve accusations of having the powers of witchcraft or the invocation of juju for illegal purposes. No case has occurred in recent years involving a charge of actual witchcraft, that is the exercise of the powers of witchcraft by a person representing himself or herself to be a witch; nor has there been any recent case of witch-murder. The most recent case of trial by ordeal of sass-wood, esere bean or other form of poison was a case of sass-wood ordeal resulting in the deaths of three persons, which came before the Court in May, 1934. The crime actually occurred in 1928 before the area in question, which was a remote district of the Bamenda Division, had been brought under close control and the sentences of death passed on two of the accused, one of whom was the old Chief of a village, were first commuted to imprisonment for life and subsequently entirely remitted on the ground that the offence had been committed in obedience to native custom at a time when the guilty parties did not know and had not had a proper opportunity of knowing that they were offending against the law.

162. Magic is the principal weapon in the hands of the native against the evil power of witchcraft and in this aspect it is in the native mind definitely social and beneficial. The superstitious native mind attributes anything outside the ordinary range of experience to the agency of the malignant power of witchcraft. Any unusual death, any severe and long-continuing epidemic amongst human beings or cattle, against which the normal medical or religious remedies have proved unavailing, is set down to witchcraft and the help of magic is invoked through the witch-doctor or juju society.

163. In the past, poison and witchcraft scares resulting in dangerous popular disturbance were of fairly common occurrence. In 1915 the whole of the Mbo area of the Mamfe Division was set in ferment by the ravages of leopards. So great was the terror inspired by the supposed were-leopards that a deputation was sent



to a powerful juju society in the Kumba Division to purchase a medicine to protect the people against their attacks.

164. The Mfam juju, the most powerful and widely disseminated juju in the Province, is an instance of a form of magic, public and social in its origin, which under the existing law is regarded in most of its manifestations as anti-social. The story of its origin is as follows :—

Many years ago there lived at Ekwe in the Mamfe Division an old man called Eton. One year many of his children died and he consulted many witch-diviners, all of whom told him that his children had been killed by certain persons unknown who possessed the powers of witchcraft. He was advised to make sacrifice, but all his sacrifices were in vain. In his sleep one night he dreamed that a man came to him and told how he could make a juju called Mfam, which would have power to kill all witches and counteract any evil influence in the village. When he woke up in the morning Eton followed the instructions which he had received and, gathering a number of his friends together, told them of his dream and asked them to join him in forming a society in the name of the juju. They agreed and followed Eton to the bush where he collected certain leaves, roots and plants. On their return they dug a hole in the middle of the village and threw into it the leaves, roots and plants together with chalk, camwood powder and yellow-wood powder. They then filled the hole with earth and planted over it cuttings from two different trees which took root and thrived. One of the trees called Herene was the male and represented the Mfam juju. The other called Eba-Efak represented the wife of the juju. The latter tree, before the introduction of the Mfam juju, had always been planted outside a house in which a mother of twins lived. The Mfam juju having been thus established and the society formed, the materials of which the juju was composed were again collected and beaten up with the bark of the two trees representing the male and female Mfam and the mixture was put into bush-cow horns tied in pairs. Each member was given a pair of these horns, which by virtue of the mixture they contained acquired the potency of the original Mfam and served as a protection against witchcraft. People of other villages, seeing the good results of the Mfam juju, applied to have a branch of the society established in their villages and the juju finally spread over a great part of the Province.

165. Mfam can only be effectively sworn against another person when the person swearing is actually in possession of the Mfam horns. The juju is not immediately fatal in its effects, but causes a premonitory illness. If the person affected fails to approach the



society to have it revoked, it is believed that death will inevitably ensue; nor can the course of Mfam be stayed by any other means than by revocation by the society. Every revocation is made before the main juju of the particular society.

166. The Mfam juju is at the root of most of the so-called witchcraft cases which come before the Courts. It is still used primarily as a protection against witchcraft. In its employment as a form of magic to compel, through fear of its power, the commission or omission of certain acts by the person against whom it is used it is objectionable and it is from this point of view that it is treated as a criminal offence. The swearing of the juju occurs very frequently in matrimonial disputes. A man's wife leaves him and he swears Mfam against her that, if she goes to another man before dowry has been refunded, Mfam will kill her. It may also be used to enforce payment of a debt, or to keep away trespassers in a land dispute. Mfam is also used in many Courts for the swearing of witnesses. In many cases a witness gives his evidence unsworn and, if there is any doubt as to his veracity, he is required to swear to the truth of his statements on Mfam. Such is the fear of the juju and the belief in its powers that it acts as a very effective deterrent to perjury.

167. Belief in witchcraft and the supernatural power of magic is natural to a society in a primitive state of development and can only be eradicated gradually with the spread of education and experience of the benefits of European science and medicine. The increasing frequency with which the assistance of Administrative Officers is invoked in cases involving the practice of magic is a sign, if only a small sign, that some progress is being made.

#### NORTHERN AREAS.

168. The medley of languages and cultures which is characteristic of the Adamawa Districts makes it almost impossible to give any generally representative picture of native life. The social organization may be described as patriarchal and, for the most part, the "extended family"—which may embrace one or more hamlets—is for all practical purposes the administrative unit. The people are essentially agricultural, though amongst certain of them the acquisition of cattle and horses has followed contact with their Fulani neighbours. On the whole they are peaceable, contented folk who, from the Administrative Officers' point of view, give singularly little trouble: with few if any political pre-occupations, their chief desire is to be left in peace to till their farms, to hunt and to take their simple pleasures without interference. They produce for themselves all that is necessary to their daily well-beings; their material culture, primitive though it may be, is as yet sufficient for their needs. To-day probably the only changes of which they themselves are conscious are the cessation of internecine



feuds and their freedom from slave-raiding; highly conservative, neither Islam nor Christianity has made any headway amongst them.

169. Morally they are much as others: marriage ties tend to be somewhat elastic, judging from the incidence of matrimonial causes before the Courts, and, amongst the Chamba, wife-stealing by the younger generation is a growing cause of grievance to the elders. Theft is common enough and cattle-shooting comes almost within the category of pastimes amongst the Higi and Marghi pagans, as—amongst the former—do stick-fights, which are generally the outcome of over-indulgence in the local beer and end occasionally in loss of life. Of the more serious forms of crime there is extremely little and such as there is is confined mostly to the major trade-routes, which have a natural attraction for the highway robber, the professional gambler and other enemies of society.

170. Materially, as has been shown, the Mandated Districts have had a good year; the corn-bins are full to over-flowing and tax has presented a negligible drain on the people's resources. Given a steady market for their produce, even at the present comparatively low level, their economic future is in their own hands.

171. Relations between pagans and their Fulani District Headmen are increasingly cordial and personal contact more frequent; with closer attention to the methods of tax-collection and record there are fewer grounds for misunderstandings, and this and the better economic outlook have made for greater confidence and contentment. There have been no instances of disaffection during the year and conditions are so much improved in the Gashaka District that there is every indication that it will soon be possible to open this area to commercial and missionary enterprise.

172. The natives of the Kentu area are on the whole law abiding. Evidence of this can be seen in the freedom with which large numbers of natives, who are strangers to the region, pass through from north to south with loads of produce and merchandise. There is a small Hausa settlement at one of the Kentu villages and the relations between the Hausas and the less sophisticated local natives are quite good. Natives from the Kentu area are now often seen as far afield as Donga, Takum, Wukari and Ibi, to which places they travel with produce for sale in the larger markets which exist in these towns. Gradually they are gaining more confidence, and their timidity and shyness, born of their past experience and of their relatively inaccessible surroundings, has given place to friendliness and peace with strangers who pass amongst them. They are noticeably friendly to touring officers during their visits in this region and are eager for guidance in the administration of their affairs which, since the setting up of their own Native Authorities and Courts, has been



entrusted to them. Yet substantial progress in their material and general welfare must be conditioned by the resources, both of finance and of personnel, which are available. Improved communications and a literate personnel of natives of the area who could be employed in subordinate medical posts and as scribes of the Courts and Native Authorities and for the staffing of village schools, are urgently required. At present, although a yearly count of the inhabitants is undertaken in order to assess the tax which is to be paid by them, no statistics, which can be considered at all reliable, are available to show the extent of infant mortality. Communications, again, make it difficult to attempt any kind of maternity work amongst these primitive and inaccessible peoples. Yet, although there is no dispensary in the area, its medical welfare is not entirely neglected, for at Takum, which is some four days journey from the centre of the area, a dispensary exists and is from time to time visited by those natives who require treatment, whilst a further fifty miles away there is the hospital at Wukari under the direct supervision of a Medical Officer.

173. In the Dikwa Division in spite of the retarding influence of restricted communications during the wet season, owing to the fact that so large a part of the country is under water for several months, there appears to be a growing popular appreciation of the benefits of good government and the preservation of law and order. The inhabited areas, including the town of Dikwa itself, are practically islands in the midst of swamps. Travelling from one place to another entails struggling through miles of water reaching in places to a horse's withers. As the water recedes these swamp areas become flourishing fields of dry-season corn, but after the harvest the whole area has the appearance of a desolate waste, swept by the hot winds of the dry season.

174. An encouraging instance of the interest taken by the people in the development of social services, and of their recognition of their right to a say in matters affecting their welfare, was the reception of a proposal to establish an Elementary School at Ngala. The people welcomed the suggestion, but stated frankly that they would prefer a dispensary. A simple solution was found in a promise by the Shehu that they should have both, a decision which was received with acclamation.

175. In the hill districts a sign of the appreciation of settled conditions is the annually increasing influx of the pagans to Dikwa and Maiduguri during the dry season in search of work and money. Most of them return to the hills for the farming season, but a number have of recent years settled with their families in the districts of Dikwa Emirate and are peacefully and contentedly farming in the fertile plains at a distance from their barren and inhospitable hills. For the present they are being taxed at the same rate as their less adventurous brethren until such time as



they have settled in their new environment. This year's census showed that there are nearly two hundred such families. They are additional to those who have for some years past been settling in the plains under the shadow of the hills.

## Slavery.

### CAMEROONS PROVINCE.

176. One case of slave-dealing was heard during the year, in which a woman was handed over by her husband to his creditor in settlement of a debt. A second case came before the Court, but was struck out owing to the death of the accused.

### NORTHERN AREAS.

#### *Adamawa Districts.*

177. No case of slave-dealing came to light during the year. One child, whose abductor had died some time previously, was restored to her relatives. The past five years have witnessed a notable decline in this traffic. It has been the subject of constant exhortation to the District and Village Headmen and unceasing propaganda by Administrative Officers in the course of their touring. The Native Authorities have given steady support and the spread of the knowledge of the heavy penalties attaching to the offence has no doubt contributed to its discouragement.

178. The close co-operation maintained with the French Authorities in neighbouring territory resulted recently in the arrest of a slave-dealing offender and his repatriation under a warrant of extradition.

179. The following table gives details of slave-dealing cases brought to light during the last ten years :—

<i>Year.</i>				<i>Number of cases.</i>	<i>Persons charged.</i>	<i>Convictions.</i>	<i>Acquittals.</i>
1926	...	...	...	8	9	9	—
1927	...	...	...	12	20	18	2
1928	...	...	...	3	3	3	—
1929	...	...	...	2	2	2	—
1930	...	...	...	8	8	5	3
1931	...	...	...	1	1	—	1
1932	...	...	...	7	7	6	1
1933	...	...	...	3	4	4	—
1934	...	...	...	3	4	3	1
1935	...	...	...	1	—	—	—
Total ...				48	58	50	8



The following table gives particulars of persons manumitted and liberated during the last ten years :—

<i>Year.</i>				<i>Domestic slaves manumitted.</i>	<i>Persons kidnapped or illegally enslaved and subsequently liberated.</i>	<i>Liberated as the result of prosecution (included in previous column).</i>
1926	...	...	...	7	5	5
1927	...	...	...	11	14	14
1928	...	...	...	1	3	3
1929	...	...	...	1	5	2
1930	...	...	...	—	2	2
1931	...	...	...	—	—	—
1932	...	...	...	—	—	—
1933	...	...	...	—	4	3
1934	...	...	...	2	3	3
1935	...	...	...	—	1	—
				—	—	—
Total	...	...	...	22	37	32
				—	—	—

180. There is no evidence to show that any form of slavery exists in the Kentu Area.

181. The position in the Dikwa Division was dealt with at length in paragraphs 188 to 195 of the 1934 Report. The efforts of the Native Authorities and the continuance of close co-operation with the French Authorities appear to be having a salutary effect on the activities of those who in the past conducted their slave caravans to the markets of the north. A contributory cause has probably been the satisfactory harvests in Mandara, which have rendered unnecessary the selling of children to obtain food. But the good record of 1934 has been marred by instances of attempted child-stealing by bands of mounted men in broad daylight. Early in the year a party of Arabs arrived at the village of Pulke while a festival was in progress and one among them seized a small girl and handed her to his companions who galloped off. He then attempted to abduct a small boy, but without success. While trying to make his escape, he fell from his horse and in the affray which followed met his death at the hands of the outraged villagers.

182. Again in November a small boy was carried off by Arab horsemen in Ashigashiya District and a week later a Wula boy living in Ashigashiya was kidnapped across the border. Prompt action and co-operation on the border resulted in the restoration of the boys and the arrest of one of the criminals by the French Authorities. Soon afterwards two Arabs who had been traced to Woloje District in connection with these abductions were arrested by the Dikwa Authorities after a determined resistance during which they killed one and seriously wounded another of the followers of the District Head.

183. It is believed that all these abductions was the work of the same party, headed by "the man on the white horse" and it is understood that the French Authorities have information which may lead to the suppression of this desperate gang. Early in



December the Assistant District Officer at Gwoza met the Chef de la Région du Mandara, who was accompanied by the Chef de la Subdivision de Mora, at Kerawa, and the situation was discussed.

184. The value of co-operation between the French and British Authorities has been clearly shown in these incidents, and the readiness of the local population to give information and assistance in encouraging. It is said that the death about a year ago of one Mangaza, a notorious Wula slave-dealer, is partly responsible for these raids, as the Arabs are driven to making their own captures instead of relying on him for their supply.

185. One domestic slave was manumitted during the year. Details for the past eleven years are as follows :—

<i>Year.</i>				<i>Domestic slaves manumitted.</i>	<i>Persons kidnapped or illegally enslaved and subsequently liberated.</i>	<i>Liberated following prosecutions (included in previous column)</i>
1925	...	...	...	7	15	5
1926	...	...	...	12	4	1
1927	...	...	...	19	3	—
1928	...	...	...	14	3	1
1929	...	...	...	2	6	4
1930	...	...	...	7	1	—
1931	...	...	...	5	5	1
1932	...	...	...	1	8	—
1933	...	...	...	6	31	3
1934	...	...	...	2	—	—
1935	...	...	...	1	—	—
Total ...				76	76	15

186. The Residents of the remaining ten Provinces of Northern Nigeria report that no information has been received during 1935 to indicate the existence of any traffic in slaves from the Mandated Territory.

187. At the twenty-eighth Session of the Permanent Mandates Commission, Lord Lugard asked for an explanation of the demand for slaves in certain districts in French territory. It is said that the wealth of these districts in camels and date farms is considerable. It has been the custom for centuries for the menial work of tending camels and cultivating the extensive date farms to be performed by slaves and it is suggested that this may be the explanation of the continued demand. The figure 39, in the third column of the table at paragraph 195 of the 1934 Report, to which Lord Lugard draws attention, is incorrect. As stated in paragraph 188 of that Report no cases of slave-dealing came to light in the Dikwa Division during 1934.

#### XIV.—LABOUR.

##### CAMEROONS PROVINCE.

188. Throughout the year the labour supply was more than sufficient to meet the demand. Owing to the increase in the banana trade there was an increased demand for labour on the



European-owned plantations in Victoria and Kumba Divisions. Over three thousand more labourers were employed in 1935 than in 1934. No labour for private employers was recruited by the Government or the Native Administrations. There are no trade unions or employed labourers' welfare societies.

189. The number of labourers employed on plantations and timber concessions for the last six years has been as follows :—

1930 ... ..	9,040	1933 ... ..	10,123
1931 ... ..	8,320	1934 ... ..	12,417
1932 ... ..	10,394	1935 ... ..	15,691

190. Fifty-five accidents were reported during the year, of which four were fatal. Compensation ranging from £1 to £10 was awarded in nineteen instances, and a few other cases are still the subject of enquiry. There were no cases of illegal recruiting.

191. The following tables show the tribal origin of the labourers employed in 1935 :—

VICTORIA DIVISION.

<i>Cameroons under British Mandate.</i>			<i>Cameroons under French Mandate.</i>		<i>Nigeria, etc.</i>	
<i>Tribe.</i>	<i>Division.</i>	<i>No.</i>	<i>Tribe.</i>	<i>No.</i>	<i>Tribe.</i>	<i>No.</i>
Bakweri ...	Victoria ...	618	Bakoko ...	488	Abor ...	8
Balong ...	" ...	39	Bamum ...	133	Brass ...	3
Bambuko ...	" ...	7	Bana ...	431	Calabar ...	25
Mungo ...	" ...	5	Bafia ...	169	Congo ...	11
Bakossi ...	Kumba ...	734	Babute ...	68	Fulani ...	3
Bakundu ...	" ...	6	Batanga ...	22	Gold Coast ...	4
Balundu ...	" ...	824	Bassa ...	15	Hausa ...	7
Basosi ...	" ...	3	Banen ...	33	Ibo ...	7
Bafaw ...	" ...	8	Bangisa ...	46	Lagos ...	4
Banyangi ...	Mamfe ...	1,139	Bafangi ...	51	Liberia ...	3
Bangwa ...	" ...	96	Bagam ...	41	Malay ...	1
Basso ...	" ...	18	Bamumbo ...	11	Monrovia ...	5
Nguti ...	" ...	7	Bangante ...	21	Sierra Leone ...	1
Bali ...	Bamenda ...	1,052	Bafube ...	106	Togoland ...	14
Bamenda ...	" ...	2,141	Bawang ...	69		
Bameta ...	" ...	57	Bule ...	16		
Bafuwum ...	" ...	270	Dschang ...	273		
Bamukong ...	" ...	433	Duala ...	50		
Bafum ...	" ...	10	Makia ...	20		
Baminga ...	" ...	34	Mbo ...	87		
			Ngolo ...	26		
			Ngongo ...	74		
			Ngumba ...	6		
			Nkongsamba ...	12		
			Sanaga ...	251		
			Yabassi ...	60		
			Yaunde ...	1,593		
<i>Total ...</i>		<i>7,501</i>	<i>Total ...</i>	<i>4,172</i>	<i>Total ...</i>	<i>96</i>



## KUMBA DIVISION.

<i>Cameroons under British Mandate.</i>			<i>Cameroons under French Mandate.</i>		<i>Nigeria, etc.</i>	
<i>Tribe.</i>	<i>Division.</i>	<i>No.</i>	<i>Tribe.</i>	<i>No.</i>	<i>Tribe.</i>	<i>No.</i>
Bakweri ...	Victoria ...	1	Babute ...	71	Ibo ...	253
Balong ...	" ...	9	Bafia ...	126	Ibibio ...	66
Bambuko ...	" ...	10	Bakoko ...	6		
Bakosi ...	Kumba	217	Bamum ...	3		
Balundu ...	" ...	1,061	Bana ...	231		
Basosi ...	" ...	1	Nkongsamba	31		
Banyangi ...	Mamfe ...	390	Sanaga ...	74		
Bali ...	Bamenda	210	Yaunde ...	537		
Bamenda ...	"	625				
	<i>Total</i> ...	2,524	<i>Total</i> ...	1,079	<i>Total</i> ...	319

## SUMMARY OF EMPLOYEES.

					1935.	1934.	<i>Increase or Decrease.</i>
Cameroons under British Mandate	...				10,025	6,966	+ 3,059
Cameroons under French Mandate	...				5,251	4,913	+ 338
Nigeria, etc.	...	...	...	...	415	538	— 123
Totals	...	...	...	...	15,691	12,417	+ 3,274

192. All plantations were inspected by Administrative Officers during the year, particulars being given in Appendix III. The labourers have been well treated and are contented; the few complaints, which were received, were easily settled. In December, Mr. W. Benson of the International Labour Bureau at Geneva visited several plantations in Victoria and Kumba Divisions in order to study labour conditions.

**Health on the Plantations.**

193. During the year there was a marked improvement in the sanitary conditions on the plantations. In many camps bucket latrines and Otway fly traps have been installed. For the most part the camps are well built and are kept clean. The water supplies are uniformly good. On the Kamerun Eisenbahn Gesellschaft estate an excellent pipe-borne supply has been installed.

194. The labourers are well fed and contented. In some camps there is a tendency to overcrowding, which is due to the action of the labourers themselves, who give lodging to their families and friends.



195. The medical position on the plantations is much improved. There are now three private medical practitioners in the Victoria Division employed by the Planters' Union and one in the Kumba Division, who attends to the needs of the Kamerun Kautschuk Company estate at Mukonje near Kumba and the Kamerun Eisenbahn Gesellschaft estate at Tombel. Estates which do not retain a private medical practitioner are visited by a Government Medical Officer. The larger plantations have a base hospital in charge of a European dresser with assistant African nurses. Main camps at these plantations have either a subsidiary small hospital or a dressing station. African nurses from these visit the smaller camps which are linked with the main camp by road or trolley line. The health of the labourers has been good.

196. At the twenty-eighth Session of the Permanent Mandates Commission Lord Lugard asked whether there was any fixed rule concerning the medical staff to be maintained in proportion to the number of labourers on the plantations. The question is governed by Regulation 37 of the Labour Regulations, 1929, made under the Labour Ordinance, which lays down that a proportion of one medical officer for every 5,000 labourers shall be considered sufficient. This proportion has been maintained.

197. The following tables show the provision for medical treatment of labourers on the plantations. For mortality and morbidity statistics see paragraph 317.



## MEDICAL ARRANGEMENTS : VICTORIA DIVISION.

Name of Estate.	Doctor whose services are retained.	European dressers.	African Staff.		Hospitals.	Beds.	Isolation wards.	Average No. of labourers employed.	No. of deaths.	No. of in-patients.	No. of out-patients.
			Dis-pensers.	Dressers.							
West African Plantation Company—											
Victoria ...	Planters' Union (3 Doctors)	1	—	10	5	127	3	2,847	15	1,128	14,751
Molyko ...											
Missellele ...											
Mimbila ...											
Moliwe Plantation Company...	do.	1	—	3	1	34	1	1,456	7	476	4,025
Holtfoth Plantations—											
Njoke ...	do.	—	—	1	1	16	—	310	—	141	1,523
Holtfoth ...											
Rohricht ...											
Steinhausen ...	do.	—	—	1	1	6	1	106	—	28	778
Oechelhausen Plantation	do.	1	—	2	1	35	—	1,832	6	679	8,209
African Fruit Company	do.	—	—	—	1	4	1	69	—	59	131
Debundscha Plantation											
Bibundi Plantation Company—											
Bibundi ...	do.	—	—	3	3	24	1	751	—	162	2,080
Isongo ...											
Mokundange ...											
"Likomba" Bananen											
Gesellschaft, Likomba...	do.	1	—	1	1	26	1	1,472	8	463	4,644
Ombe Plantation ...	do.	—	—	1	1	3	—	120	—	9	385
Isobi Plantation ...	do.	—	—	1	1	—	—	152	—	351	152
N. V. Handelmaatschappij Decoba—											
Ekona-Mpundu ...	Government Medical Officer Victoria	1	—	2	1	36	1	2,028	4	924	2,070
Meanja ...											
Idenau Estate ...	do.	—	—	1	1	40	1	306	1	29	321
Buenga Plantation ...	do.	—	—	1	1	—	—	260	1	19	626



## MEDICAL ARRANGEMENTS : KUMBA DIVISION.

Name of Plantation.	Doctor whose services are retained.	European dressers.	African Staff.		Hospitals.	Beds.	Isolation wards.	Average No. of labourers employed.	No. of deaths.	No. of in-patients.	No. of out-patients.
			Dis-pensers.	Dressers.							
United Africa Company, Ndian.	Government Medical Officer, Calabar.	—	—	1	1	17	1	640	10	136	728
Gesellschaft Sud-Kamerun, Ikassa.	Planters' Union (3 Doctors)	—	—	1	1	8	1	77	—	28	423
Deutsch Westafrikanische Handelsgesellschaft, Mbonge.	Government Medical Officer, Kumba.	—	—	1	1	16	1	1,000	3	366	751
Bai Estate ...	do.	—	—	1	1	9	—	238	1	4	428
Mungo River Timber Concession, Tombel.	do.	—	—	1	1	20	1	510	7	132	830
Scheitlin's Estate, Tombel.	do.	—	—	—	—	—	—	45	—	—	—
Plantation de Nyombe-Penja, Etam.	do.	—	—	1	—	—	—	120	—	75	—
Hilfert's Estate, Mungonge.	Government Medical Officer, Victoria.	—	—	—	—	—	1	21	—	—	—
Kamerun Kautschuk Compagnie, Mukonje.	Dr. Polano	1	—	4	1	26	1	834	2	309	5,272
Kamerun Eisenbahn + Gesellschaft, Tombel.	do.	—	—	2	1	10	2	557	2	166	220



### Non-Plantation Labour.

198. Accurate figures of the number of labourers employed by Government Native Administrations and private employers are not available, but there is little change from last year. Unskilled labour rates vary from 4d. to 6d. a day. Carrier labour is always plentiful and easily obtained. There have been no prosecutions for refusal to carry loads or for refusal to labour.

199. The number of labourers engaged to carry head loads for officers on tour and for general portorage of stores where no mechanical transport is available is as follows:—

<i>Division.</i>	<i>Government.</i>	<i>Native Administration.</i>	<i>Total.</i>
Victoria ...	169	106	275
Kumba ...	1,741	86	1,827
Mamfe ...	1,289	391	1,680
Bamenda ...	1,827	781	2,608
Totals ...	5,026	1,364	6,390
Totals, 1934 ...	5,507	1,179	6,686

### NORTHERN AREAS.

200. In the Adamawa Districts the labour supply has continued to be fully adequate and rates of pay remained at the level of 3d. to 6d. a day. The introduction of piece-work on the motor roads proved popular. Payments of labour were promptly made and closely supervised. No labour was recruited in the Kentu Area. Labour is entirely voluntary throughout the Northern Areas and no cases of refusal to labour were brought before the Courts.

### XV.—LIBERTY OF CONSCIENCE AND WORSHIP.

201. The people of the territory are still mainly animist. In the Mohammedan and pagan districts attached to the Northern Provinces of Nigeria, Christianity has made little progress, but in the Cameroons Province, where the European Missions have been established for many years, there is a steady increase in the number of converts to Christianity. There is complete liberty of conscience and worship.

#### Cameroons Province.

202. The Missions working in the Province are the same as in previous years, namely the Basel Evangelical Mission, the Roman Catholic Mission of Mill Hill, the Baptist Mission, which is partly German and partly American, and the English Baptist Mission of Victoria, which is now under the leadership of an African Pastor.

#### BASEL MISSION.

203. The Mission maintains stations at Victoria, Buea and Bombe in the Victoria Division; at Dikume and Nyasoso in the Kumba Division; at Besongabang near Mamfe in the Mamfe



Division; and at Bali, Mbengwi, Kishong, We and Bafut in the Bamenda Division. There are forty-nine European missionaries, of whom twenty-three are ordained ministers and twenty-one are ladies. African assistants number 393, and the number of adherents to the Mission is estimated at 18,870.

204. The Mission carries on medical work at Victoria, Nyasoso, Bali and Mbengwi, where over 4,000 patients were treated in 1935.

Girl's training centres are to be opened in the near future in the Victoria and Kumba Divisions and at Bafut in Bamenda Division in connection with the girls' school started there in April. A Medical Department will be attached to each and the older girls will be taught midwifery and child welfare.

#### ROMAN CATHOLIC MISSION.

205. The headquarters of the Mission are at Soppo near Buea in the Victoria Division. The Mission also has stations at Tiko, Bota, Bonjongo and Sasse in the Victoria Division; at Ikassa and Baseng in the Kumba Division; at Okoyong and Mankom in the Mamfe Division; and at Njinikom and Kumbo in the Bamenda Division. There are thirty ordained priests, ten European sisters and 244 native catechists. The station at Sasse is a boarding establishment for girls and has five European Sisters on the staff. Five European Sisters are stationed at Kumbo and it is proposed to open a girls' school in 1936. The number of the Mission's adherents is estimated at 28,578.

#### BAPTIST MISSION.

206. The headquarters of the Mission are at Soppo near Buea in the Victoria Division. There are stations in charge of European missionaries at Belo and Ndu in the Bamenda Division. The Mission House at Ndu has been rebuilt more or less on the old site. The station at Mbirikpa was closed owing to the unhealthy nature of its surroundings.

207. Medical work is carried out at all stations and over 13,000 patients were treated during the year. Instruction is given in sewing, hygiene and mothercraft.

208. The following statistics show the extent of Christian missionary enterprise in the Province:—

<i>Mission.</i>	<i>European Missionaries.</i>		<i>African Helpers.</i>	<i>Catechumens.</i>	<i>Total African Christians.</i>	<i>Churches Licensed for Marriages.</i>
	<i>Men.</i>	<i>Women.</i>				
Basel ... ..	28	21	393	9,552	18,870	20
Roman Catholic ... ..	30	10	244	6,791	28,578	30
Baptist ... ..	6	4	76	2,117	2,736	1



### Northern Areas.

209. No Christian Mission operates in the Dikwa Division or Kentu Area. The Sudan United Mission has a station at Gurum in the southern area of the Adamawa Districts. Experimental tours in the company of an Administrative Officer were carried out during the year by representatives of the Church of the Brethren and German Baptist Missions in the unsettled areas of Madagali and Gashaka respectively; the missionaries were well received in both cases and carried out a certain amount of medical work.

## XVI.—EDUCATION.

### Preface.

210. In the period just before the War, when the whole of the territory now mandated to Great Britain and France was administered by the Germans, educational work had not extended very far from the coast. The first aim of the German authorities being to train African assistants, Government schools were established, Victoria and Buea being the sites selected in what is now the British mandated area. The instruction given in a seven-year course was wholly in German, and from these schools the clerical employees required by Government and commerce were recruited. A workshop in Buea trained artisans for the plantations and for Government undertakings.

211. Missionary Societies, the Basel Evangelical Mission, the German Baptist Mission, and the Roman Catholic Mill Hill Mission, started schools in connection with their evangelistic work. The evangelizing class, which was concerned only with the teaching of religion, gradually developed into elementary schools, in which instruction was given in the Duala or some other African vernacular. From these schools again a few selected pupils proceeded to middle schools, where a four-year course of instruction included the German language among the subjects taught. There was no regular system of grants to Mission schools, but a small bonus of a few marks was given to Societies on behalf of each pupil who passed a Government test at the end of the school course. These developments were limited to the southern areas of the mandated territory, which has now become a provincial unit with its own Resident under the name of the Cameroons Province.

212. Dikwa, the northernmost area of the territory now under British mandate, is linked administratively with Bornu Province. That part of it which extends from Lake Chad to south of Bama is flat and occupied mainly by Kanuri, Fulani and Shau Arabs. Here Koran schools had sprung up, concerned, as elsewhere in Moslem areas, with imparting the tenets of Islam through a study of portions of the Koran. In so far as they were intended to give to the pupils a philosophy of life and to inculcate the rules of formal observance, they are comparable to purely evangelizing



schools, opened by Missions, before such classes develop into elementary schools. In neither case is secular education, in the accepted sense, taught at all, but they form the nucleus from which an educational system can be evolved. In Nigeria the experiment of inviting the teachers of Koran schools to attend courses in secular subjects, with the idea of introducing these subjects into their schools so that the Koran classes may, like the evangelizing classes of the missions, gradually develop into elementary schools, has not been uniformly successful, though amply justified in some areas. It has not yet been tried in the mandated areas. South of Bama the country becomes mountainous and is inhabited by pagan tribes, which up to the time of the British mandate had not been penetrated by missionaries or influenced by Islam.

213. The part of the mandated territory which is now administered with the Adamawa Province was practically untouched either by Mission or Government effort from the south, or by Mohammedan efforts from the north.

214. After acceptance of the mandate by Great Britain, the two strips of country attached to the Bornu and Adamawa Provinces came educationally into the system of education operating in the Northern Provinces of Nigeria, while the Cameroons Province followed the somewhat different organization obtaining in the Southern Provinces. Since the year 1929, when the two departments of the Northern and Southern Provinces were combined into one central department, all these sections have followed a common policy of educational development.

215. Very briefly, the system is based on three stages of education—(a) Elementary, (b) Middle, (c) Higher.

(a) The elementary stage is from four to six years and the medium of instruction is an African language where there is one of sufficient importance to become a *lingua franca*. Elsewhere English is taught in the elementary schools and becomes the language of instruction by the end of the course.

(b) Middle schools of six years duration give an education corresponding to that given in English secondary schools. But there are no complete middle schools in this area, two or three middle classes being tacked on to selected elementary schools and drawing pupils from it and neighbouring schools of elementary type. From these some of the more promising pupils can attend the full middle schools in adjacent provinces of Nigeria.

(c) The Higher College at Yaba, near Lagos, which is developing into an institution of University College status, provides vocational courses such as medical, engineering and agriculture, with the co-operation of the departments concerned, and other branches such as teacher-training for specialist teachers. At Katsina in the Northern Provinces



there is a college somewhat similar, though certain courses, such as medical, can only be provided at Yaba. It is intended to build a new college at Kaduna to which the staff and equipment from Katsina will be transferred.

216. There is no artisan training undertaken by educational authorities, but the big engineering departments in Nigeria train apprentices, and an ample supply of skilled carpenters, blacksmiths, turners, etc., leave the workshops of the Railway, Public Works and Marine Departments year by year and are absorbed into the economic life of the country.

217. In the schools, however, handwork is a very prominent feature. School farms and gardens are found everywhere and native crafts of every description are introduced, very often from a distant part of the country, and in many cases they are improved by development in technique. Simple carpentry is taught, especially in connection with wood carving, which in certain areas reaches a very high standard.

218. One of the essential features of educational work in Nigeria is co-operation with Missionary Societies, which ensures opportunities for the religious instincts of a people who, as a result of education, are likely to abandon their primitive beliefs. Overlapping is avoided as far as possible both as between Mission and Mission and between Mission and non-Mission agencies.

219. The principle of co-operation between Government and Mission in education has been far-reaching in the Cameroons, partly because expansion of the educational system has been more deliberate than, for example, in the Southern Provinces of Nigeria, where the rapidity of expansion encouraged both Missions and Government authorities to become self-sufficient educational units. This co-operation is exemplified in the arrangements for the training of teachers. At Kake in the Cameroons Province there is an Elementary Training Centre for teachers, which, though a Government institution, supplies teachers for Mission, Government and Native Administration schools. Similarly at Garkidda in Adamawa Province, a Mission Society, the Church of the Brethren, has established a Training Centre for teachers of Mission and Native Administration schools, while at Toro, the Government Training Centre on the Bauchi Plateau, both Mission and Native Administration teachers are trained. In both Garkidda and Toro some of the teachers are being trained for the mandated sections of Bornu and Adamawa Provinces.

220. There is some difference of application with regard to language policy in the three sections of the mandated territory. In the northern part of Dikwa Division, Kanuri is the language of the elementary schools, with a little English at the end of the course. In the southern part the great *lingua franca*, Hausa is used, while in the strip of mandated country attached to Adamawa the first



language of instruction is Fulani, with Hausa in the last two elementary classes. Everywhere English is taught in middle school classes. In the Cameroons Province there are two main languages, Duala and Bakweri, and a number of less important languages and dialects. In none of these is there likely to be developed a literature, as is the case with Hausa, and the same principle is applied as has been adopted in the Southern Provinces of Nigeria, namely, to teach English in the elementary schools, after a short period of learning in the mother tongue. English in fact will become the *lingua franca* of the Cameroons Province. Even before the British mandate "pidgin" English, by assimilation from Southern Nigeria, was general and so widespread did it become that the Germans actually encouraged its use and compiled vocabularies of German words with their "pidgin" English equivalents for the benefit of officials and planters. In the Cameroons as in the Southern Provinces of Nigeria the policy is gradually to replace "pidgin" through the influence of schools by simple English, phonetically taught and based on a limited vocabulary of the most common words in everyday use.

*Record for the year 1935.*

221. The expenditure from Government funds during the calendar year 1935 was as follows:—

<i>Cameroons Province.</i>				£	£
Personal emoluments	...	...	...	6,374	—
Other charges	...	...	...	2,380	8,754
<i>Northern Areas.</i>					
Personal emoluments	...	...	...	400	—
Other charges	...	...	...	100	500
					<hr/> £9,254 <hr/>

As explained in paragraph 235 of the 1934 Report the figures for the Northern Areas are proportional.

**Northern Areas.**

(i) DIKWA DIVISION.

222. Very satisfactory progress has been made in the Dikwa Elementary School. At the beginning of the new school year in July an Elementary class IV was formed and the school is now for the first time functioning as a complete elementary four-year unit. Selected boys from this class will enter the Maiduguri Middle School in May, 1936. At the same time two new Elementary I classes were started, one entirely composed of girls. The number of pupils on the roll was thus increased from 82 to 125, which will probably be the limit of the school numbers for some years. The new girls'



class is dealt with separately below. The standard of the school work has made noticeable improvement, especially in the top two classes, under the capable direction of the trained teacher from the Bauchi Elementary Training Centre who joined the staff in 1934. At the special request of the Shehu, elementary English is taught to the top class in the afternoons out of official school hours as an extra subject.

223. While alive to the advantages of secular western culture, the Shehu and the Native Administration are particularly anxious that full attention should be paid to the traditional education in literary Arabic and in the tenets and observances of the Islamic faith. Being unacquainted themselves with the aims and methods of European education they have to take it on trust, but Arabic and religious education are matters in which they can and do take a real personal interest. It is gratifying to receive constant assurances that the Shehu and his Councillors are fully satisfied with the progress made in this important branch of the school curriculum.

224. The manual work of the school, as far as the boy's classes are concerned, is at present limited to the traditional male crafts of weaving, cap sewing and embroidery, cap sewing being particularly associated with the Mallam section of the community. The school farm has been greatly improved during the year and affords practical instruction in the methods of agriculture and horticulture by the cultivation of dry and wet season crops. The use of irrigation channels is demonstrated in the cultivation of European vegetables, which are greatly appreciated by the pupils.

225. The health of the staff and the pupils has been very good. Pupils attend at the Native Administration dispensary for treatment when necessary. There is great enthusiasm for drill and games, especially for football. In October a very successful sports meeting and football match took place between Dikwa school and the elementary school at Monguno, a neighbouring town in the Bornu Emirate. A return meeting will be held at Monguno next year.

226. Most of the pupils are day boarders living in Dikwa town. A boarding compound, in which at present 18 boarders live and feed, is available for pupils from out-lying districts. All the boy pupils are clothed at the expense of the Native Administration. Discipline is excellent and the keen and cheerful appearance of the pupils has been favourably commented upon by visitors to the school.

227. In May a class for girls was started in the elementary school at Maiduguri. As soon as he heard of this the Shehu asked that one might be started at the Dikwa school and he himself entered two of his daughters in the class. An excellent start has



been made, and much of its success must be attributed to the fact that the class was not forced upon the community, but originated in an entirely spontaneous request made by the Shehu and his Councillors. There are 20 girls aged from about seven to nine, who will attend the school until they reach a marriageable age. The class is under the immediate patronage of the "official" Queen-Mother of Dikwa, who bears the native title of "Ya Magira". The position of Ya Magira is of very great antiquity and local importance, and the holder is regarded by all as the first lady of the land. The present holder of the title is actually the Shehu's sister. She has appointed a deputy, who acts as chaperon and conducts the girls to school every day, sitting with them in the class room during school hours.

228. The curriculum is still in the experimental stage. Manual work plays a prominent part and the traditional female crafts of spinning and basket work are taught by qualified local instructresses. The literary part of the curriculum consists of instruction in reading, writing and arithmetic, which is given on the same lines as to the boys and by the same teachers. The desirability of adding such subjects as domestic economy and child welfare to the curriculum is fully realized, but the difficulty of obtaining a qualified instructress for these subjects will preclude development on these lines for some time to come.

229. The little girls obviously enjoy the novel experience of going to school. In the early morning they play their own games while the boys are doing drill. In the classroom they display great interest and keenness and a visitor cannot fail to be impressed by the smiling faces with which he is greeted and the cheerful atmosphere which prevails. Previously girls of this social class were secluded in their parents' compounds and were hardly ever allowed to venture outside for recreation or amusement.

230. Another new venture is the classes for adults in the rudiments of reading, writing and arithmetic, which are conducted in the afternoons by members of the school staff. A start has been made with four classes containing a total of 65 pupils. Most of these are employees of the Native Administration. A few private individuals also attend. They are all very keen to learn and quick to appreciate the advantages which even a rudimentary education may confer.

231. Facilities for more advanced education are provided at the Bornu Middle School at Maiduguri. At present there are 16 Dikwa pupils and one Dikwa teacher at this school. During the year one pupil, a son of the Shehu, passed out from the top class and spent several months in Maiduguri learning office routine and gaining acquaintance with various details of district administration. He has recently returned to Dikwa to work in the office of the Native Administration. In addition there are three Dikwa pupils and one seconded teacher at the Bauchi Elementary Training Centre



and one Dikwa pupil at the Katsina Higher College. The former are being trained as elementary school teachers and one of them is due to pass out next March.

232. New elementary schools have been approved for Bama and Ngala and work on the buildings, which are to be permanent structures in burnt brick, has been started. The schools will be opened in the new school year. Bama is an important trading centre situated on the boundary between the mandated territory and Bornu Emirate; it is easy of access and lies on the direct motor road between Maiduguri and the hill districts of Southern Dikwa. Ngala is a town in the north-east of the Division, close to the international boundary, mainly populated by Shuwa Arabs. Founded many centuries ago, it was an important town of the Saus, who were the original pre-Kanuri inhabitants of Northern Bornu and the Chad littoral.

233. In the hill districts in the south of the Division, the school for pagans at Hambagda, near Gwoza, continues to progress and to gain the confidence of the local inhabitants. During the year, the number of pupils was raised from 28 to 37. The curriculum remains unchanged except for the addition of sewing to the manual side. A school farm has recently been started, and it is hoped to demonstrate improved agricultural methods, particularly dry season irrigation, which it may be possible for the pupils to introduce later in their own villages. The keenness displayed by the pupils in their school work is remarkable, especially in view of the failure of the original school at Gwoza, of which mention was made in paragraph 242 of the 1934 Report. It can no longer be doubted that the move to the neighbouring village of Hambagda was in every way desirable.

234. There appears to be little doubt that the keenness of the present pupils is already spreading to their elders. On most days groups of adults are to be seen sitting near the classroom door and to serve their needs it is hoped shortly to start afternoon or evening classes.

235. The elementary school at Hambagda is next door to the dispensary, and these two institutions form a healthy civilizing influence in the life of this and neighbouring villages. It is natural that at present the appeal of education is mainly to villages not far removed from Hambagda. The inhabitants of the hill-top villages still view the school with suspicion, and it is difficult to induce them to send their children to it.

236. As regards further educational activities in this area, it has been decided by Government that the time is not yet ripe for the starting of itinerant schools of the type suggested in paragraph 243 of the 1934 Report. Future expansion will probably depend upon the availability of another trained teacher who should preferably be a local youth who has passed through the school.



237. The following tables show the Native Administration expenditure on schools in the Dikwa Division in 1934 and 1935 :—

DIKWA SCHOOL.											
						1935.			1934.		
						£	s.	d.	£	s.	d.
Salaries ...	...	...	...	...	...	151	1	8	144	5	0
Apparatus including clothing...				...	...	69	0	10	23	8	7
Subsistence ...	...	...	...	...	...	33	18	9	16	6	8
Repairs to buildings	...	...	...	...	...	39	5	5	32	12	1
Total ...						£293	6	8	£216	12	4

	1935.	1934.
Average number of pupils ... ..	93	82
Cost per head ... ..	£3 3 1	—
Fees paid into Dikwa Native Treasury by parents in respect of boys at <i>Dikwa Elementary School</i> ... ..	£12 11 6	

						HAMBAGDA SCHOOL.	GWOZA SCHOOL.
						£ s. d.	£ s. d.
Salaries ...	...	...	...	...	...	47 17 0	54 13 5
Apparatus	...	...	...	...	...	11 1 4	8 6 3
Subsistence	...	...	...	...	...	7 8 5	8 0 9
Repairs to buildings	...	...	...	...	...	4 19 8	0 5 6
Total						£71 6 5	£71 5 11

	1935.	1934.
Average number of boys ... ..	30	29
Cost per head ... ..	£2 9 2	—
Subsistence, etc., of boys at <i>Maiduguri Middle School</i> ... ..	£80 12 0	
Fees paid into Dikwa Native Treasury by parents in respect of boys at the <i>Middle School</i> ... ..	£9 5 0	
Subsistence, etc., of pupils at <i>Bauchi Elementary Training Centre</i>	£35 2 0	

(ii) ADAMAWA DISTRICTS.

238. Eleven pupils from mandated districts attended the Adamawa middle school at Yola, and of these, three were subsisted by their parents. Estimated expenditure for these pupils amounted to £74.

239. The Government (Moslem) elementary school at Mubi has attained a wide-spread popularity and admits pupils from places as far distant as Madagali; in such cases parents make their own arrangements for boarding the boys out with respectable householders. At the end of the school year thirty-one pupils were in attendance, of whom eighteen were working on the syllabus of



Elementary Class II and thirteen on that of Class I. The expenditure on this school during the financial year 1934-5 was £48 2s. 1d., viz. :—

Teachers salaries	...	...	...	...	...	...	...	£	s.	d.
								32	12	10
Other charges :										
								£	s.	d.
(a) Miscellaneous	...	...	...	...	...	...	...	4	9	3
(b) Repairs	...	...	...	...	...	...	...	0	6	0
(c) Apparatus	...	...	...	...	...	...	...	10	14	0
								15	9	3
Total	...	...	...	...	...	...	...	£48	2	1

240. No new Mission schools have been opened in mandated districts during the year. The four Chamba youths at the Garkidda Elementary Teachers' Training Centre (Church of the Brethren Mission) have made good progress, and the youth at the Government Training Centre at Toro has completed his course, but was unable to secure a certificate. The cost of these pupils was £95.

241. A daily average of thirty-two pupils attended the Sudan United Mission School at Gurumpawo, where instruction is confined to reading, writing, arithmetic, elementary drawing and geography. The pupils are required to read fluently in the vernacular before passing to Hausa.

242. As yet there is no progress to record with elementary education amongst the pagan population, but the need is recognized and has been recently stressed by the District Headman of the northern area ; suggestions for a response to this demand are being considered.

### (iii) KENTU AREA.

243. There are no schools in the Kentu Area and, except for a very small number of Hausa strangers, the entire population is illiterate. During the year, ten youths were selected and sent to the Takum elementary school for instruction. These boys were selected by the Kentu Native Authority from amongst the children of their chiefs and elders. The need for opening schools in the three groups of this area which can take their place as part of the life and organization of the village is being kept in view, and when suitable personnel becomes available such teaching centres will be started.

### Cameroons Province.

244. The Kake Elementary Training Centre continued to make satisfactory progress. A new head tutor arrived in March ; he is a native of the territory. Two Nigerian teachers were added to the staff. A carpenter, employed in connection with the erection of new buildings, has given regular instruction in carpentry and cement work and has supervised the erection by the students of a bridge carrying the road to the school over a stream at the foot of the hill on which the school stands.



245. New buildings, including a dormitory to house the third class, two houses for teachers and a Practising School, were erected by paid labour, and the students have built kitchens, latrines and a goat house. The students have also carried out repairs to the main school building and lime-washed the new dormitory.

246. The Practising School was opened in April with thirty infants under the supervision of the wife of the new head tutor. She is, as is her husband, a native of the territory. Third year students take turns to instruct one of the two classes and criticism and demonstration lessons are given. Students who require practice in teaching beyond the infants standard continue to visit Kumba Government School. The health of the students has been good and their physical condition was favourably reported on by the Medical Officer, Kumba, after his inspection.

247. The following table shows the students classified according to the Native Authority areas from which they came :—

Year.	<i>Native Administrations.</i>					<i>Missions.</i>		
		<i>Victoria.</i>	<i>Kumba.</i>	<i>Mamfe.</i>	<i>Bamenda.</i>	<i>Basel.</i>	<i>Baptist.</i>	<i>R.C.M</i>
Third ...	11	2	2	1	3	3	—	—
Second ...	12	1	3	1	1	3	1	2
First ...	8	—	—	1	3	1	—	3
Total ...	31	3	5	3	7	7	1	5
Total Native Administration Students ... 18					Total Mission Students ... 13			

248. The Centre is designed to provide a three years' course for thirty-six students, twelve new students being admitted each year. In the year under report, the third of its existence, the Centre has thirty-one students, only eight suitable candidates having been found for the new course. It has been found that the best results are achieved with students who have had one year's previous experience of teaching. The ages of the students vary from sixteen to twenty-six years.

249. The most important department is the Co-operative Society, which has been formed to encourage thrift, market the produce of the centre and to manage undertakings which may yield a small profit such as a plaintain (yam) farm which is too large to be worked entirely by the students themselves. Inter-house competitions have been held in class work, games, care of dormitory and surroundings, and construction work.



250. The importance of practical work has been stressed. Models of the school buildings and site have been made and the surroundings have been surveyed with a home-made plane table and level. In the direction of practical hygiene, latrines have been constructed and a swamp has been drained, while students have worked daily at a dispensary where minor ailments are treated with drugs and dressings supplied by the Medical Officer at Kumba. Carpentry classes have been occupied in making school equipment and most students have made tables and chairs for their own use in their spare time. Various local handicrafts have been experimented with, cane chair making proving the most popular.

251. In the sphere of community service the students started early in the year to make a sports ground for the people of one quarter of Kumba town, which is four miles away from the Centre. At first enthusiastic support was received from the towns-people, but gradually this enthusiasm flagged; it became increasingly clear that the towns-people looked on the labour of the students as a matter of right and the project was abandoned. Through the keenness of the senior tutor, work has been started in Kake village in the way of clearing bush and planting ornamental shrubs and flowers. Whereas the village people generally have co-operated readily, the attitude of the Chiefs has been difficult; their followers have not been so ready to help, and they have failed to realize that the work which the students perform is purely voluntary. It is on this question of social service that many teachers fall foul of the local people. Few children may actually belong to the village in which the school is situated and parents resent their children being made to work for any village but their own.

252. The Centre undertakes the maintenance of a mile of road connecting it with the main Kumba-Mbonge road. A semi-permanent bridge of timber set in concrete foundations has been built by the students; it has been open for some months, though not yet quite complete. The decking measures 76 ft. by 10 ft. and is about 10 ft. above low water. The bridge will take a heavy car, but no lorry has yet risked passing it. New roads with a maximum gradient of one in five have now been constructed; the students marked the traces, measured the gradients and did some of the spade work.

253. In 1934 an allocation of £250 covered the entire maintenance of the Centre with twenty-three students. Towards the end of the financial year a further allocation of £115 was made for new buildings and equipment and the maintenance of the new class and Practising School. It was estimated that £335 would be required for maintenance of the Centre with thirty-six students and Practising School, inclusive of subsistence and pocket allowances during vacation. The allocation of £300, later increased to £315, from



Government, would not suffice for the payment of allowances. After discussion with the responsible authorities, it was agreed that students should receive both subsistence and pocket allowances at the same rate as before, during vacations as well as term time, and that, to make this possible, employers should subscribe £1 per student per year towards the general expenses of the Centre. This would entitle employers to the services of their students during vacations, and would make the students feel that, though at a Government institution, they were still members of their Native Administration or Mission. The money available is, therefore, increased by £31 to £346, but expenditure has also been increased by the unforeseen necessity of building a new dormitory. A third new dormitory, to replace the remains of the original one, will be required during the next financial year.

#### GOVERNMENT SCHOOLS.

254. In addition to the Kake Training Centre the Government provides five schools in the Cameroons Province, at Victoria, Buea, Kumba, Bamenda and Mamfe. A sixth school at Nyasoso was handed over to the Kumba Native Administration in 1934, but the enrolment of the remaining five schools has increased by 79 during 1935.

255. The Victoria school suffered through change of headmasters, three having been in charge during the year. More than a third of the pupils in this school are girls and sewing is now taught systematically. At the Buea school, where one-fourth of the pupils are girls, a certificated woman teacher now teaches needlework, domestic science, hygiene and arithmetic to the girls of the two middle classes. Three girls entered for the special Middle II Examination, and a pupil in Elementary Class IV gained a scholarship to Queen's College, Lagos.

256. The Kumba school again had a successful year. The number of pupils increased by 24, 9 of whom were girls. The Infant's Department was very favourably reported on by the visiting Superintendent.

257. The Bamenda school improved considerably and ranks with Kumba as one of the two best schools in the Province. Special mention must be made of the excellence of the school garden and the variety and sound workmanship shown in handicrafts. The enrolment increased by 40 and the staff was augmented by an additional teacher in September.

258. Under a new headmaster and housed in excellent new buildings, the Mamfe school made steady progress. An additional certificated teacher will be added to the staff in January, 1936, so that with the new year each class will have its own teacher.



259. The teaching staff is distributed as follows:—

<i>School.</i>	<i>Certificated.</i>			<i>Uncertificated.</i>			
	<i>Came-rooms under British Mandate.</i>	<i>Came-rooms under French Mandate.</i>	<i>Foreign.</i>	<i>Came-rooms under British Mandate.</i>	<i>Came-rooms under French Mandate.</i>	<i>Foreign.</i>	<i>Total.</i>
Victoria ...	—	—	3	2	1	—	6
Buea ...	3	1	4	2	—	—	10
Kumba ...	—	1	3	1	—	1	6
Bamenda ...	2	—	7	—	—	—	9
Mamfe ...	—	—	5	1	—	—	6
Elementary Training Centre } 2	—	—	2	—	—	—	4
Totals 1935 ...	7	2	24	6	1	1	41
Totals 1934 ...	7	2	21	6	1	1	38

260. The following tables show the enrolment and average attendance (A) by schools and (B) by classes in 1935, with comparative figures for 1934:

#### GOVERNMENT SCHOOLS.

##### ENROLMENT AND AVERAGE ATTENDANCE.

##### (A) By Schools.

<i>School.</i>	<i>Division.</i>	<i>Number on Roll.</i>			<i>Average Attendance.</i>		
		<i>Boys.</i>	<i>Girls.</i>	<i>Total.</i>	<i>Boys.</i>	<i>Girls.</i>	<i>Total.</i>
Buea ...	Victoria ...	165	52	217	151	52	203
Victoria ...	„ ...	100	52	152	90	48	138
Kumba ...	Kumba ...	169	34	203	168	31	199
Mamfe ...	Mamfe ...	164	24	188	157	26	183
Bamenda ...	Bamenda ...	232	24	256	222	22	244
Total, 1935 ...		830	186	1,016	788	179	967
1934 *		915	182	1,097	890	177	1,067

\* Including Nyasoso School.



(B) *By Classes.*

Class.	Roll.			Average Attendance.		
	Boys.	Girls.	Total.	Boys.	Girls.	Total.
Infants 1 ... ..	178	58	236	172	56	228
„ 2 ... ..	120	35	155	115	36	151
Elementary 1 ... ..	119	28	147	115	26	141
„ 2 ... ..	100	29	129	91	26	117
„ 3 ... ..	112	12	124	103	13	116
„ 4 ... ..	101	15	116	98	15	113
Middle 1 ... ..	50	6	56	48	5	53
„ 2 ... ..	50	3	53	46	2	48
Totals ... ..	830	186	1,016	788	179	967

*Finance.*

261. The following amounts were received in fees during 1935 as compared with 1934 :—

*Receipts from Fees: Government Schools.*

School.					Fees, 1935.			Fees, 1934.		
					£	s.	d.	£	s.	d.
Buea	...	...	...	...	118	2	0	118	17	6
Victoria	...	...	...	...	65	6	6	67	0	0
Kumba	...	...	...	...	73	19	0	75	2	0
Nyasoso	...	...	...	...	—			9	10	9
Mamfe	...	...	...	...	79	17	0	88	18	0
Bamenda	...	...	...	...	128	2	0	104	3	6
Total	...	...	...	...	£465	6	6	£463	11	9

*Native Administration Schools.*

262. There are now 13 Native Administration schools in the Province distributed as follows :—Victoria Division, 2; Kumba Division, 4; Mamfe Division, 3; Bamenda Division, 4. The school at Menka in the Mamfe Division was closed during the year owing to local difficulties, the chiefs having, with misguided zeal, hit on the expedient of seizing the parents' livestock to encourage regular attendance of the pupils.

263. There was a marked decrease in the enrolment of the schools at Bimbria (Victoria) and Nyasoso (Kumba). At Bimbria this was due to the introduction of school fees by the Native Authority in compliance with a decision of the Provincial School Committee that Native Administration schools should charge the same fees as Mission schools (3d. to 6d. a month). The majority of the 40 pupils who continued to attend were infants, but it is expected



that many of the old pupils will return shortly when the people have become accustomed to the charge. Fees are to be introduced at the Muyuka (Victoria) school in 1936. In Kumba Division fees are paid at all Native Administration schools, though not always with enthusiasm or without pressure, but in the Mamfe and Bamenda Divisions the economic development of the people is not such as to justify their introduction as yet. The decrease at Nyasoso was due to the weeding out of a number of pupils who had reached an age at which they could no longer benefit by further attendance.

264. The general progress of the schools of the Victoria Division both in classwork and out-of-school activities was satisfactory. Both schools have an infants' class and two elementary classes. The total enrolment of the schools of the Kumba Division decreased by eleven, though Massaka and Kurume showed an increase of twenty-six and eight respectively. Massaka school made good progress under a new teacher in charge. In the Bamenda Division the Ndop school was, as in previous years, by far the most efficient of the Native Administration schools. An Elementary Class II was started in January and a Class III is to be added in 1936. There was a slight improvement in the class work at the Bali and Banso schools and the school gardens were considerably improved. The Nkom school, which had carried on a precarious existence in the inhospitable surroundings of Laakom, was transferred to Belo in April. The enrolment had fallen to nineteen in March, but rose to fifty-two after the transfer had been effected. The Mfuni school in Mamfe Division made good progress. It is fortunate in having a staff of three certificated teachers. An elementary section is to be started in January, 1936. Tali school continues to be a sound example of a rural school. The opening of a Native Administration dispensary near the school has had a marked effect on the health of the children.

265. The teaching staff of Native Administration schools in the Cameroons Province was distributed as follows :—

<i>Year.</i>	<i>No. of Schools.</i>	<i>Certificated.</i>			<i>Uncertificated.</i>			<i>Total.</i>
		<i>Came-rooms under British Man-date.</i>	<i>Came-rooms under French Man-date.</i>	<i>Foreign.</i>	<i>Came-rooms under British Man-date.</i>	<i>Came-rooms under French Man-date.</i>	<i>Foreign.</i>	
1935	13	10	—	4	12	—	2	28
1934	14	9	—	4	16	1	2	32



With the exception of Kurume (Kumba Division), Tali (Mamfe Division), and Bali (Bamenda Division), each Native Administration school has a certificated teacher on its staff.

266. The following tables show the enrolment and average attendance (A) by schools and (B) by classes of Native Administration schools in 1935 :—

NATIVE ADMINISTRATION SCHOOLS.  
ENROLMENT AND AVERAGE ATTENDANCE.

(A) *By Schools.*

<i>School.</i>	<i>Division.</i>	<i>On Roll, end of year.</i>			<i>Average Attendance, whole year.</i>		
		<i>Boys.</i>	<i>Girls.</i>	<i>Total.</i>	<i>Boys.</i>	<i>Girls.</i>	<i>Total.</i>
Bimbia ...	Victoria ...	36	15	51	42	19	61
Muyuka ...	" ...	80	24	104	80	22	102
Massaka ...	Kumba ...	76	—	76	53	2	55
Kurume ...	" ...	72	7	79	72	7	79
Lipenja ...	" ...	64	—	64	64	—	64
Nyasoso ...	" ...	105	2	107	101	2	103
Mfuni ...	Mamfe ...	67	1	68	64	1	65
Tali ...	" ...	37	—	37	36	—	36
Menka ...	" ...	—	—	—	50	3	53
Assam ...	" ...	37	—	37	37	—	37
Bali ...	Bamenda ...	38	4	42	38	4	42
Nkom ...	" ...	51	1	52	36	1	37
Ndop ...	" ...	87	4	91	89	4	93
Banso ...	" ...	57	3	60	55	4	59
Total 1935 ...		807	61	868	817	69	886
Total 1934 ...		877	70	947	803	65	868

(B) *By Classes.*

<i>Class.</i>	<i>Roll at end of year.</i>			<i>Average Attendance whole year.</i>		
	<i>Boys.</i>	<i>Girls.</i>	<i>Total.</i>	<i>Boys.</i>	<i>Girls.</i>	<i>Total.</i>
Infants 1 ...	367	29	396	367	35	402
" 2 ...	302	17	319	313	18	331
Elementary 1 ...	65	8	73	62	9	71
" 2 ...	44	7	51	47	7	54
" 3 ...	18	—	18	16	—	16
" 4 ...	11	—	11	12	—	12
Totals ...	807	61	868	817	69	886



## MISSION SCHOOLS.

267. There are fifteen Mission schools which are assisted by grants-in-aid from Government and 132 which are not so assisted. The latter consist for the most part of infant classes only, instruction being conveyed in the Duala language or in some local vernacular. One school was added to the assisted list in 1935, and all assisted schools have made satisfactory progress. It was found possible to restore the rate of the grants-in-aid to within 1 per cent. of the rate paid prior to the reduction made in 1934.

268. *Basel Mission*.—Five out of the six assisted schools of this Mission employed full-time European teachers, and in the sixth a European was employed for three quarters of his time. All the schools have a number of boarders. The standard of efficiency in each school was commendably high, the Mbengwi elementary and the Bombe middle schools being particularly good. The Mission proposes to transfer Bombe school to a healthier site at Esosong in Kumba Division.

269. *Roman Catholic Mission*.—During the year the three Roman Catholic schools in Victoria Division were re-organized. The convent was transferred from Banjongo to Sasse, the middle class of Sasse boys' school was transferred to Bonjongo and united with Bonjongo boys' elementary classes, and Sasse infants and elementary classes were moved to the headquarters of the Mission at Soppo. This re-organization should benefit all the schools considerably. There are now two fathers devoting their full time to teaching at Bonjongo and three sisters at Sasse convent. The most marked improvement was made by Kumbo school (Bamenda Division) which was previously ill-organized, over-crowded and under-staffed, but has now remedied its defects and shows every indication of developing in a very short time into an efficient school. Njinikom school started a Middle Class I of sixteen boys in January.

270. *German Baptist Mission*.—The two schools maintained by this Mission have made satisfactory progress. There was an increase in the number of girls on the roll at Soppo, but a decrease at Ndu. Ndu is so remote that the Mission had difficulty in securing and retaining the services of suitable teachers. It is proposed to send students to Kake Training Centre in 1936.

271. *Victoria Native Baptist Mission*.—This Mission maintains a school at Victoria with a staff of three certificated and three uncertificated teachers.

272. The following table shows the enrolment and average attendance by classes of (A) assisted and (B) unassisted Mission schools in 1935, with comparative figures for 1934 :—



## (A) MISSION ASSISTED SCHOOLS.

## ENROLMENT AND AVERAGE ATTENDANCE.

<i>Mission.</i>	<i>Class.</i>	<i>Enrolment.</i>			<i>Average Attendance.</i>		
		<i>Boys.</i>	<i>Girls.</i>	<i>Total.</i>	<i>Boys.</i>	<i>Girls.</i>	<i>Total.</i>
Roman Catholic Mission, 6 Schools	Infants 1 ...	226	76	302	192	59	251
	„ 2 ...	100	17	117	93	14	107
	Elementary 1...	117	14	131	103	14	117
	„ 2...	74	21	95	66	18	84
	„ 3...	73	4	77	65	8	73
	„ 4...	50	2	52	49	2	51
	Middle 1 ...	34	1	35	33	1	34
	„ 2 ...	11	—	11	10	—	10
	Total ...	685	135	820	611	116	727
Basel Mission, 6 Schools	Infants 1 ...	—	49	49	—	43	43
	„ 2 ...	71	41	112	66	36	102
	Elementary 1...	149	5	154	141	4	145
	„ 2...	115	2	117	106	1	107
	„ 3...	96	7	103	88	4	92
	„ 4...	89	3	92	84	3	87
	Middle 1 ...	25	—	25	25	—	25
	„ 2 ...	21	—	21	20	—	20
	Total ...	566	107	673	530	91	621
German Baptist Mission, 2 Schools	Infants 1 ...	54	8	62	52	8	60
	„ 2 ...	53	6	59	50	4	54
	Elementary 1...	34	8	42	34	7	41
	„ 2...	23	—	23	22	—	22
	„ 3...	15	—	15	12	—	12
	„ 4...	16	—	16	14	—	14
	Total ...	195	22	217	184	19	203
Native Baptist School, 1 School	Infants 1 ...	9	10	19	5	9	14
	„ 2 ...	17	11	28	6	11	17
	Elementary 1 ...	15	9	24	39	19	58
	„ 2 ...	13	2	15	26	5	31
	„ 3 ...	25	—	25	19	—	19
	„ 4 ...	12	—	12	11	—	11
	Total ...	91	32	123	106	44	150
Total—All Missions, 15 Schools—							
	1935	1,537	296	1,833	1,431	270	1,701
„ „ 14	1934	1,469	255	1,724	1,331	219	1,550
Increase 1 ...		68	41	109	100	51	151



(B) MISSION UNASSISTED SCHOOLS.  
ENROLMENT AND AVERAGE ATTENDANCE.

Denomination.	No. of Schools.	Enrolment.			Attendance.		
		Boys.	Girls.	Total.	Boys.	Girls.	Total.
<i>Basel Mission.</i>	115						
Infant Class 1 ...		2,008	404	2,412	2,064	428	2,492
"       "   2 ...		791	71	862			
<i>German Baptist.</i>	13						
Infant Class 1 ...		271	82	353	268	83	351
"       "   2 ...		50	29	79			
<i>Roman Catholic Mission.</i>	4						
Infant Class 1 ...		121	33	154	189	46	235
"       "   2 ...		59	14	73			
Elementary Class 1		47	9	56			
Totals 1935 ...	132	3,347	642	3,989	2,521	557	3,078
Totals 1934 ...	134	3,253	534	3,787	2,341	515	2,856
Increase ...	—	94	108	202	180	42	222
Decrease ...	2	—	—	—	—	—	—

The Native Baptist school, Victoria, which was previously shown as an unassisted school, is now included in the list of assisted schools.

*Finance.*

273. No figures are available to show receipts by Missions in respect of school fees, nor expenditure on staff, etc. Grants-in-aid from Government for assisted schools were as follows :—

	£	s.	d.
Roman Catholic Mission ... ..	703	18	0
Basel Mission ... ..	448	10	0
German Baptist Mission ... ..	103	18	0
Native Baptist ... ..	30	0	0
Total ... ..	£1,286	6	0

*Higher Education.*

274. There are now seven students from the mandated territory at the Government College at Umuahia, three having been admitted in 1935. Two students are at the Higher College, Yaba, one in the engineering and one in the medical section, and one girl has entered Queen's College, Lagos. There is one student from Dikwa at the Higher College, Katsina.



*Middle Schools.*

275. No figures are available of the total number of pupils from mandated areas who attend middle schools in Nigeria, but the number is probably considerable. An advance has been made in the Cameroons Province, where there are now six schools which provide the earlier part of the middle course. In the northern areas the attendance of seventeen pupils from Dikwa at the Bornu Middle school and eleven pupils from the Adamawa Districts at Yola middle school shows that interest in this class of education is maintained.

276. There are forty students from the mandated territory at various training centres in Nigeria, and some of the certificated teachers from these Centres have already started work in the territory with most satisfactory results. As a result of the system now adopted the standard of teaching should rapidly improve and the number of natives of the territory employed in the teaching profession should steadily increase.

**XVII.—ALCOHOL, SPIRITS AND DRUGS.**

277. The sale of alcoholic liquor throughout the territory is regulated by the Liquor Ordinance, Chapter 131 of the Laws of Nigeria.

278. The whole of the Northern Area and the Bamenda and Mamfe Divisions of the Cameroons Province are "prohibited areas", that is to say areas in which intoxicating liquor may not be sold except under a licence, and in which the sale of spirits to and the possession of spirits by natives is prohibited. The Kumba and Victoria Divisions of the Cameroons Province are "licensed areas" in which intoxicating liquor may not be sold except under a licence, but the sale of spirits to and the possession of spirits by the natives is not prohibited.

279. The Native Liquor (Sale) Ordinance, Chapter 75 of the Laws of Nigeria, applies to the Northern Areas of the territory excepting districts occupied by pagan tribes, and to the Kumba and Victoria Divisions of the Cameroons Province.

280. The import of gin and whisky into the territory during 1935 showed an increase over 1934, but the figures fell short of those of 1933. The police have been active in suppressing the illicit distillation of spirits during the last year or so and their efforts appear to have met with a considerable measure of success, though, as stated above, it is not possible to claim that the practice has been completely stamped out.

281. At the twenty-eighth session of the Permanent Mandates Commission, Count de Penha Garcia asked whether the suspension of the restrictions on the sale of palm wine and corn beer had produced the results anticipated. There has been a steady, though slightly decreasing, demand for these licences since 1932, and it is probable that the suspension of the restrictions has contributed to the discouragement of illicit distilling. The number of licences issued in each of the years 1932 to 1935 is shown in paragraph 288.



282. The importations of alcoholic liquors since 1930 have been as follows :—

	1930.	1931.	1932.	1933.	1934.	1935.
Ale, beer, etc., Imp. gal.	21,753	15,946	10,204	11,111	7,161	11,206
Spirits :—						
Brandy, Imp. gal. ...	302	179	67	158	60	56
Gin       "       "     ...	1,497	899	888	964	829	898
Rum       "       "     ...	24	13	10	20	—	8
Whisky   "       "     ...	822	477	615	600	403	536
Wines     "       "     ...	2,917	1,086	1,046	981	746	904
Liqueurs   "       "     ...	74	54	33	33	40	27

283. The importations of gin during the last three years, classified according to the countries of export, have been as follows :—

		1933.	1934.	1935.
United Kingdom	Imp. gal.	399	430	455
Germany	" "	434	158	124
Holland	" "	130	241	319
Cameroons under French Mandate	" "	1	—	—
Totals	" "	964	829	898

284. The following tables show the quantities of gin and whisky of various strengths which were imported into the Cameroons Province during the last three years :—

## GIN.

Strength Tralles degree.	1933. Gallons.	1934. Gallons.	1935. Gallons.
41° ... ..	—	—	—
42° ... ..	222	233	293
43° ... ..	13	20	—
44° ... ..	10	—	—
45° ... ..	351	308	292
46° ... ..	318	217	291
47° ... ..	—	—	—
48° ... ..	—	2	—
49° ... ..	—	—	—
50° ... ..	50	49	22
Totals ...	964	829	898

## WHISKY.

Strength Tralles degree.	1933. Gallons.	1934. Gallons.	1935. Gallons.
41° ... ..	—	—	—
42° ... ..	—	—	—
43° ... ..	77	73	78
44° ... ..	520	323	447
45° ... ..	—	—	—
46° ... ..	—	2	—
47° ... ..	—	—	—
48° ... ..	—	—	—
49° ... ..	—	—	—
Not tested ...	3	5	11
Totals ...	600	403	536



285. The following table shows the revenue derived from duties on the importation of liquor in 1935 :—

	<i>Victoria.</i>	<i>Tiko.</i>	<i>Total.</i>
	£	£	£
Ale, beer, etc. ... ..	869	363	1,232
Spirits :—			
Brandy ... ..	103	1	104
Gin ... ..	834	321	1,155
Rum ... ..	13	1	14
Whisky ... ..	789	145	934
Liqueurs ... ..	30	19	49
Methylated ... ..	17	1	18
Perfumed ... ..	31	34	65
Unenumerated potable ...	76	34	110
Unenumerated not potable...	24	3	27
<b>Totals ... ..</b>	<b>2,786</b>	<b>922</b>	<b>3,708</b>

286. The number of licences in force during 1935 was as follows :—

<i>Licence.</i>	<i>Victoria.</i>	<i>Kumba.</i>	<i>Mamfe.</i>	<i>Total.</i>
Store Liquor Licence	7	6	1	14
General Retail Licence	—	1	—	1
Wine and beer "On"	2	—	—	2
Wine and beer "Off"	9	3	—	12
Temporary ... ..	7	—	—	7
<b>Totals ... ..</b>	<b>25</b>	<b>10</b>	<b>1</b>	<b>36</b>
<b>Totals 1934 ... ..</b>	<b>24</b>	<b>9</b>	<b>1</b>	<b>34</b>

287. The revenue received in respect of liquor licences during the last three financial years was as follows :—

	£	s.	d.
1932-33 ... ..	502	0	0
1933-34 ... ..	456	11	0
1934-35 ... ..	586	0	0

288. The number of licences for the manufacture of palm and corn beer issued in the years 1932 to 1935 was as follows :—

	1932.	1933.	1934.	1935.
Palm wine licences ... ..	1,351	1,433	1,409	1,310
Corn beer licences ... ..	210	191	176	168

### Northern Areas.

289. There is no reason to suppose that illicit distillation is practised. No cases came to light during the year. The brewing of native beer is almost universal in the Adamawa Districts and the Kentu Area, but in the Dikwa Division it is confined to the pagan hill districts of Gwoza and Ashigashiya.

290. The only persons importing and using dangerous drugs are Government Medical Officers and other qualified medical practitioners.



### XVIII.—PUBLIC HEALTH.

291. No advantage has yet been taken of the 1933 amendment to the Medical Practitioners' and Dentists' Ordinance referred to in the first part of paragraph 291 of the 1934 Report. One non-British subject was licensed under the amendment to the Ordinance referred to in the second part of the paragraph.

#### Cameroons Province.

292. During the whole of 1935, five Government Medical Officers were posted in the Cameroons Province. They were stationed at Victoria, Kumba, Mamfe, Bamenda and Bansa. The clinic at Buea, with two emergency beds, in the charge of an African male nurse, which was substituted for the in-patient ward of the Buea Native Hospital, closed for reasons of economy in 1933, has been maintained. Buea is thirteen miles by motor road from Victoria, where there is a large African hospital, and is visited by the Medical Officer, Victoria. In cases of emergency the services of the medical practitioner of the Planters' Union, who resides at Buea, are available.

293. Three medical practitioners are now employed by the Planters' Union and one is employed in addition by the plantations in the Kumba Division. One of these practitioners was at Buea throughout the year and a European Nursing Sister was stationed at Victoria during the same period.

294. The African staff has been distributed as follows :—

<i>Hospital.</i>	<i>Nurses, Male.</i>	<i>Nurses, Female.</i>	<i>Dispensers.</i>	<i>Sanitary Inspectors and Vaccinators, Central Government.</i>	<i>Sanitary Inspectors and Vaccinators, Native Administration.</i>	<i>Other Native Administration Staff, Male.</i>	<i>Other Native Administration Staff, Female.</i>	<i>Ward Servants.</i>
Victoria ... ..	8	3	1	1	1	2	2	6
Buea ... ..	1	—	—	1	—	—	1	2
Kumba ... ..	3	—	1	1	—	4	—	1
Mamfe ... ..	3	—	1	1	—	—	—	2
Bamenda ... ..	5	—	2	1	—	1	—	5
Bansa ... ..	2	—	1	—	1	1	—	1
Total ... ..	22	3	6	5	2	8	3	17

295. The actual expenditure from Government funds on medical and health services in the Cameroons Province in 1935 was approximately the same as in 1934, viz. :—

	£
Personal emoluments ... ..	8,512
Other charges ... ..	4,841



296. The health of Europeans was satisfactory. One non-official succumbed to blackwater fever in the Victoria Division and two non-officials were under treatment for trypanosomiasis. One official was invalided from the Bamenda Division to the British Isles and one non-official from the Kumba Division; in addition a missionary was killed by lightning in the latter Division. One non-official was invalided from the Mamfe Division.

297. The following table gives statistics of the number of patients who attended the hospitals in the past three years :—

	<i>In-Patients.</i>			<i>Out-Patients.</i>			<i>Operations.</i>		
	1933.	1934.	1935.	1933.	1934.	1935.	1933.	1934.	1935.
Victoria ...	782	841	905	5,852	7,395	11,871	348	414	537
Kumba ...	716	791	758	7,822	5,090	4,168	271	345	372
Mamfe ...	471	959	695	6,274	10,246	10,329	184	588	570
Bamenda ...	999	1,079	1,191	13,048	8,591	6,433	386	388	505
Banso ...	386	612	462	6,701	6,821	3,631	242	344	473
<i>Totals</i> ...	3,354	4,282	4,011	39,697	38,143	36,432	1,431	2,079	2,457

298. There was a noticeable decline in the number of out-patients treated at the Kumba, Bamenda and Banso hospitals. At Kumba this was due to the fact that the services of a European Medical Officer were available at the largest European-owned plantation. As regards Bamenda and Banso the decrease is attributed to the success of the anti-yaws campaign referred to in paragraph 302. A large number of patients were also treated by Medical Officers on tour, but no statistics are available.

299. Nine dispensaries have been provided by the Native Administrations at convenient centres. Equipment is standardized and each dispensary is in the charge of an attendant who has had training in hospital work and in vaccination. Except in the Victoria Division, where they are of a more permanent nature, the buildings are of mud with a thatch or iron roof. Fees vary from nothing to an inclusive charge of 3d. for a course of treatment. The dispensaries are inspected by Medical and Administrative Officers. These dispensaries are much used; those at Bamenda and Batibo in the Bamenda area show total attendances of 16,248 and 12,373 respectively, and those at Ndoi (which was opened on 31st October, 1935), Balue and Toko in the Kumba area total attendances of 3,260, 14,938 and 6,170 respectively. At the dispensaries at Kembong and at Tali in the Mamfe area 4,425 and 3,506 new out-patients received attention, and there were 9,883 and 6,941 attendances at the dispensaries at Tiko and at Muyuka in the Victoria Division. The



dispensary at Nyasoso was closed at the end of 1934. As stated below medical attention is afforded at Nyasoso by the Basel Mission.

300. The numbers of cases treated at the various Native Administration dispensaries during 1934 and 1935 are shown below :—

<i>Area.</i>	<i>Names of Dispensary</i>	<i>Number of Treatments.</i>	<i>Number of Attendances 1935.</i>	<i>Number of Attendances 1934.</i>	<i>By whom Visited.</i>
Victoria ...	Muyuka ...	1,019	6,941	6,258	Medical Officer
" ...	Tiko ...	2,009	9,883	11,176	" "
Kumba ...	Ndoi ...	378	3,260	—	" "
" ...	Nyasoso ...	—	—	3,055	" "
" ...	Kumbe-Balue	3,520	14,938	—	" "
" ...	Toko ...	1,938	6,170	—	" "
Mamfe ...	Kembong	2,544	2,816	2,775	" "
" ...	Tali ...	3,428	3,766	2,357	" "
Bamenda ...	Bamunka	2,554	16,428	20,914	" "
" ...	Batibo ...	4,271	12,373	16,456	" "
	Totals ...	21,661	76,575	63,291	— —

301. Comparison with the figures shown in paragraph 298 of the 1934 Report is rendered less valuable owing to the fact that figures for the Kumbe-Balue and Toko dispensaries, which are merely dressing stations without permanent buildings, were omitted from the 1934 Report, and that the Nyasoso dispensary was closed at the end of 1934. The Ndoi dispensary was opened towards the end of 1935. The attendances at the Kumba-Balue and Toko dressing stations during 1934 were 13,594 and 8,144 respectively and the total attendances for the year at all dispensaries was 85,029. The decline in the number of out-patients at the Bamenda Division dispensaries is accounted for in part by the success of the anti-yaws campaigns and in part by an unforeseen result of the policy of employing specially trained local men to give yaws injections. The natives have come to think that these injections are a cure for all ills and have developed a custom of being treated in their villages by the men who give them, whom they regard as "doctors", not without some encouragement from the so-called "doctors" themselves. Steps have been taken to stop this practice.

302. In the report for 1933 it was stated that preparations were being made for a campaign against the disease of yaws and that local men were being trained to give injections of sobita. The campaign against the disease began in 1933 and was continued during 1934 and 1935. The Bamenda area reports the extension of the campaign to the whole medical area; the employment of ninety-one specially trained men; and the giving of 64,266 injections



as compared with 44,747 in 1934. The Mamfe Division reports the treatment of 10,970 cases, and the Bansa area 13,855 cases as against 6,115 cases in 1934. The Kumba Division reports that yaws remains a widely prevalent disease in the Division and that some thousands of cases came under treatment.

303. *Plantation Medical Staff.*—There are now three Medical Officers of the Planters' Union and one other medical man employed by Plantations in the Kumba Division. In addition to this medical staff each of the larger plantations in the Victoria Division employs, besides an African dresser, a well-trained and efficient European Medical Assistant who works under the supervision of a Medical Officer.

304. Medical work is also carried on by Missions at certain centres, and dispensing permits are issued to many of their personnel. The Roman Catholic Mission gives treatment for minor ailments daily at each of the six principal stations. This Mission also has five European sisters stationed in Bamenda Division who are qualified nurses. The Basel Mission has trained nurses and midwives at Victoria, Nyasoso, Bali and Mbengwi. The following numbers of patients were treated at these centres during 1935 :—

Victoria	...	...	...	...	...	...	1,320
Nyasoso	...	...	...	...	...	...	800
Bali	...	...	...	...	...	...	1,700
Mbengwi	...	...	...	...	...	...	1,200

305. The German Baptist Mission carried on medical work at Soppo, Belo, Ndu and Mbirikpa. The number of patients treated during the year was as follows :—

Soppo	...	...	...	...	...	...	1,500
Belo	...	...	...	...	...	...	4,500
Ndu	...	...	...	...	...	...	6,302
Mbirikpa	...	...	...	...	...	...	800

306. The Medical Officer, Mamfe, has tried to enlist the interest of chiefs and people alike in all medical developments. An instance is the system by which, when he visits the dispensaries once a week, he is regularly met there by the chief and some of his followers. He reports that a genuine interest is being taken in his work. He has also organized an excellent system which he terms "way-side clinics", in which the chiefs and people themselves organize a collection of sick persons at various centres on the routes to the dispensaries on the days when the Medical Officer makes his visits. The Medical Officer remarks that it is very gratifying to note that natives are of their own accord providing dressing rooms at these centres. These "wayside clinics" have enabled much work to be done and have resulted in a saving of time to the Medical Officer, who is thereby able to devote more attention to his hospital. The manner in which the people themselves in all villages on dispensary routes have taken in hand the organization so that sick people are always ready when the Medical Officer passes is remarkable.



EPIDEMIC, ENDEMIC AND INFECTIOUS DISEASES.

307. Malaria is prevalent, but treatment is available at all hospitals and dispensaries, and prophylactic measures are undertaken at the larger centres.

308. *Yellow fever*.—No cases of yellow fever were reported.

309. *Sleeping sickness (trypanosomiasis)*.—Between January and June, a unit of the Tsetse Investigation Section made a survey in the neighbourhood of Tiko, Victoria Division; the area surveyed was 350 square miles in extent and included seven plantations and twenty-one villages, the latter situated on the banks of the Mungo River. Men, women, and children to the number of 8,758 were examined, 1,150 were found to be infected and 919 came under treatment. The percentage of those infected to the number examined was 13.13. The Medical Officer in charge of the unit reports that advanced cases of sleeping sickness were rarely seen; he further reports that the main infection was found along the course of the Mungo River and that the fly was scarce in the plantations; he adds that during frequent travelling through the plantations covering a period of four months he saw only one tsetse fly. Two dispensary attendants were left in the area to continue curative work under the supervision of the Medical Officer, Victoria.

310. *Smallpox*.—Only a few sporadic cases occurred; over 20,000 vaccinations were performed in the Province.

311. *Leprosy*.—In Victoria Division eighty-two cases were treated; in Mamfe Division ninety-four. In the Bamenda area sixty-six cases were attended at the out-patient department of the Bamenda hospital and the monthly average of patients in the Native Administration leper settlement in this Division was 152. In the Native Administration leper camp in the Banso area the monthly average of patients was sixteen; and in the Kumba Division there was a monthly average of twelve in a camp near the hospital, and 57 others received out-patient treatment at the hospital.

312. *Tuberculosis*.—At the twenty-eighth Session of the Permanent Mandates Commission, Count de Penha Garcia asked whether tuberculosis was prevalent in the Cameroons under British mandate as in most African Territories. In this connection the Medical Officer, Bamenda, writes "the number of cases encountered at Bamenda hospital was small, but this is probably a low indication of the prevalence of the disease throughout the district, though not many cases are seen by the Medical Officer, when touring". The Medical Officer, Kumba, writes "tuberculosis is not common in this Division; in all only ten cases were met with during the year." The Medical Officer, Mamfe, writes "having regard to the prevalence of respiratory complaints and subject to the ordinary factors affecting a proper diagnosis one is inclined to favour the view that tuberculosis is not uncommon". The total number of



cases of tuberculosis reported to have received treatment in the whole of British Cameroons during 1935 was sixty-five; this figure is insignificant and obviously conveys no true picture of the incidence of the complaint. It would appear that the complaint is not uncommon in the territory, but that it is not present in any unusual degree.

313. Reference has already been made to the campaign against yaws. The following table shows the numbers of cases of yaws, syphilis and gonorrhoea treated at the hospitals in the course of the year. The table does not include the very large number of cases of yaws treated in the districts by the native staff specially trained for the anti-yaws campaign :—

<i>Hospital or Dispensary.</i>	<i>Yaws.</i>	<i>Syphilis.</i>	<i>Gonorrhoea.</i>
Banso Hospital ...	150	2	136
Victoria Hospital ...	919	70	252
Kumba Hospital ...	630	34	107
Mamfe Hospital ...	1,248	111	114
Bamenda Hospital ...	517	7	455
N.A. Dispensaries—			
Kumba Division ...	59	43	16
Mamfe Division ...	1,340	328	148
Victoria Division ...	56	16	60
Totals ...	4,919	611	1,288

The very large decrease in the numbers of cases of yaws and syphilis treated at the hospitals is mainly due to the fact that the active campaign of anti-yaws inoculation was completed early in the year.

314. Count de Penha Garcia also asked for information on infant and maternity work. There are as yet no regularly organized welfare centres in the territory, but a number of institutions exist which devote attention to combating infant mortality and assisting women before and after child-birth. One of the most popular of these is the clinic for babies and mothers at Buea. The clinic is supervised by a committee of European ladies under the chairmanship of the Resident's wife. Meetings are held every week and are well attended. Frequently as many as seventy mothers are present. A trained African female nurse paid by the Native Administration assists at the centre. Minor ailments are treated on the spot and the more serious cases sent to the Medical Officer, or, if necessary, straight to the Hospital at Victoria. Lectures and demonstrations are given on children's diet and the cleanly preparation of food and there is also a needlework class. The centre has a small fund at its disposal created by voluntary contribution. The "Save the Children" fund of Great Britain recently gave a donation of £5 and the Native Administration also assists financially. The funds are used for buying such necessities as milk and general equipment. A similar institution existed in Victoria, but owing to lack of European helpers has developed into a sewing



class only. There are, however, special facilities at the Victoria African hospital for maternity cases. One ward and three beds are set aside for such cases and there is a resident European Nursing Sister with two trained African female nurses working under her. The latter are capable of undertaking normal cases alone. They conduct cases in the houses of the patients and give ante-natal instruction. Lectures on maternity work are given weekly by the European Nursing Sister and practical demonstrations are given by the Medical Officer. In Kumba there is a clinic conducted on lines similar to those found in Buea. At present owing to the absence of European ladies it is in the hands of the Medical Officer. The efforts of the Missions in dealing with maternity cases and child welfare have been described in paragraphs 204 to 207.

315. The Medical Officers of the various Divisions report that expectant mothers come more readily than hitherto to the hospitals for advice and that mothers are more inclined to bring their infants to the hospitals. Statistics of infantile mortality are not available, as registration of births and deaths is the very rare exception rather than the rule.

316. Count de Penha Garcia also said that he would like to have information concerning the system of training Africans as Medical Assistants. In conjunction with the Higher College, Yaba, a Medical School has been established at Yaba, near Lagos, and recently the first six medical students qualified as Medical Assistants and are now actively engaged in the practice of hospitals in Nigeria. Their training follows the course laid down in the published syllabus. The pre-medical work of the students is carried out in the laboratories at Yaba devoted to physics, chemistry and pharmacy: anatomy is taught in the dissecting rooms at the same institution. Physiology and histology are taught in the laboratories at Yaba, and pathology and bacteriology in those at the African hospital, Lagos. Two years of clinical instruction are spent in the wards of the various hospitals in Lagos. Medical students receive five years' training; examination is controlled by a Board of Medical Examiners. On passing this examination the Board grants a certificate to the successful student certifying that he has satisfied the Board as to his ability to practice medicine, surgery and midwifery as a Medical Assistant in the service of the Government of Nigeria. After three years spent as a Medical Assistant, one of which years will have been spent in an approved course of special study, the Medical Assistant on passing a further examination in medicine, surgery and midwifery may be given a diploma (Licentiate of the School of Medicine of Nigeria) which entitles him to practice medicine, surgery and midwifery in Nigeria. In addition Africans who wish to do so proceed to Europe (usually to the United Kingdom) to qualify as medical men.

317. The following table indicates mortality and morbidity rates on plantations :—



37003



RECORD OF THE

No.	Name	Age	Sex	Color	Height	Weight	Measurements	Remarks	Date
1	Male	18	M	W	5' 10"	150	18		1890
2	Female	16	F	B	5' 8"	120	16		1890
3	Male	14	M	B	5' 6"	100	14		1890
4	Female	12	F	B	5' 4"	80	12		1890
5	Male	10	M	B	5' 2"	60	10		1890
6	Female	8	F	B	5' 0"	40	8		1890
7	Male	6	M	B	4' 8"	30	6		1890
8	Female	4	F	B	4' 6"	20	4		1890
9	Male	2	M	B	4' 4"	10	2		1890
10	Female	1	F	B	4' 2"	5	1		1890
11	Male	1	M	B	4' 0"	5	1		1890
12	Female	1	F	B	3' 8"	5	1		1890
13	Male	1	M	B	3' 6"	5	1		1890
14	Female	1	F	B	3' 4"	5	1		1890
15	Male	1	M	B	3' 2"	5	1		1890
16	Female	1	F	B	3' 0"	5	1		1890
17	Male	1	M	B	2' 8"	5	1		1890
18	Female	1	F	B	2' 6"	5	1		1890
19	Male	1	M	B	2' 4"	5	1		1890
20	Female	1	F	B	2' 2"	5	1		1890
21	Male	1	M	B	2' 0"	5	1		1890
22	Female	1	F	B	1' 8"	5	1		1890
23	Male	1	M	B	1' 6"	5	1		1890
24	Female	1	F	B	1' 4"	5	1		1890
25	Male	1	M	B	1' 2"	5	1		1890
26	Female	1	F	B	1' 0"	5	1		1890
27	Male	1	M	B	0' 8"	5	1		1890
28	Female	1	F	B	0' 6"	5	1		1890
29	Male	1	M	B	0' 4"	5	1		1890
30	Female	1	F	B	0' 2"	5	1		1890



## Northern Areas.

### ADAMAWA DISTRICTS.

318. The health of the people apart from sporadic and isolated outbreaks of small-pox in the northern area has been satisfactory. Vaccinators travel with Administrative Officers on tour and there is a reserve at Provincial Headquarters to deal with any serious epidemic. It must be admitted that vaccination is not popular until danger actually threatens, but propaganda is persisted in and conservatism may be overcome in time.

319. Native Administration dispensaries operate at Mubi, Jada, and Gashaka for the treatment of minor ailments and more serious cases are admitted to the Government hospital at Yola or the Church of the Brethren Mission hospitals at Garkidda and Lassa as may be most convenient. The Leper Settlement at Garkidda treats persons from mandated territory suffering from leprosy and this institution, together with the two hospitals previously mentioned, receives substantial financial support from the Adamawa Native Treasury. At the Sudan United Mission dispensary at Gurumpawo the average monthly attendance was 388; early in the year a free course of treatment for leprosy was introduced. The majority of the patients were Bororo Fulani, who however moved off with their herds, refusing to remain for the full course. A few Chamba are still undergoing treatment.

320. The dispensaries are visited whenever possible by the Medical Officer at Yola and the Dispensary Attendants are sent in regularly for refresher courses.

321. There are at present no facilities for maternity or child-welfare work in the area, but women and children attend the dispensaries and hospitals. Statistics of infant mortality cannot as yet be kept, as no machinery exists for the collection of reliable data.

322. The incidence of tuberculosis appears to be negligible and venereal diseases remain the principal scourge.

### KENTU AREA.

323. The health of the natives of the area has been satisfactory during the year and no epidemics have been reported. During the month of December a trained Native Vaccinator accompanied the Divisional Officer during his touring in this region. The need for and advantages of vaccination were explained at the several villages visited and some 900 vaccinations were carried out. It was quite remarkable how readily the natives agreed to this treatment. Various minor ailments were also dealt with during this tour and at their special request the Native Vaccinator is returning to the area early in 1936 to carry out further work amongst them. No cases of tuberculosis have so far been found or reported to the dispensary at Takum. The area abounds with tsetse-fly along the banks of



the Donga and other rivers, but no cases of trypanosomiasis have been found, although it is possible that some exist, as some cases are from time to time found in the neighbouring Takum District. In the southern portion of the area a number of cases of goitre were seen.

#### DIKWA DIVISION.

324. There is no doubt as to the appreciation of medical work in the Dikwa Division, as is evidence by the expressed desire of the people of Ngla for the establishment of a dispensary in their district. The Shehu himself sets an excellent example and early in the year spent nearly a fortnight as a resident patient in the Maiduguri hospital. One of the District Heads also attended the hospital as an out-patient for three weeks. Both were loud in their praises of the benefit derived. A permanent annexe to the Dikwa dispensary has been built for female patients and two other local women have been trained to assist the one who has been working there for some time. Vaccination of children and house to house visits to the women of the upper classes are a feature of their successful work.

325. In the pagan districts the dispensary at Hambagda continues to do good work. A local youth has also been trained to give dressings and to deal with simple ailments and he normally accompanies the Administrative Officer on tour. The vaccination campaign is being carried on with varying success, but two encouraging incidents occurred recently. In Ashigashiya over a hundred people were vaccinated in one day, many of them coming from across the border, while at Bokko Hede, the most truculent village in the District, nearly all the inhabitants have voluntarily been vaccinated. It is hoped that the three Dikwa boys now in training at Maiduguri will shortly be available for a vaccination campaign throughout the Division. The general health of the population has been good and there have been no serious epidemics. The dispensaries have been visited by the Medical Officer at Maiduguri as opportunity occurred. Attendances at the dispensaries have been well maintained, totalling 76,257 as compared with 74,425 in 1934.

#### Rainfall.

326. The following table shows the actual rainfall measured in inches at the various meteorological stations in the Province :—

<i>Station</i>	1934		1935	
	<i>Inches</i>		<i>Inches</i>	
Victoria ... ..	97.88		181.61	
Buea ... ..	100.90		122.83	
Debundscha ... ..	298.95		425.43	
Kumba ... ..	96.85		103.49	
Mamfe ... ..	114.70		124.71	
Bamenda ... ..	99.68		105.03	



327. There is no meteorological station in the Northern Areas, but figures for Maiduguri, the headquarters of the Bornu Province with which the Dikwa Division is administered, are as follows :—

Average annual rainfall	...	...	...	25.28 ins.
Average number of days on which rain falls				49

The actual figures for 1934 and 1935 were as follows :—

	1934	1935
Actual rainfall	31.57 ins.	21.19 ins.
Number of days on which rain fell	53	42

### XIX.—LAND TENURE.

328. There is nothing to add to the information contained in paragraph 322 of the 1933 Report.

### XX.—FORESTRY, AGRICULTURE AND VETERINARY.

#### (i) Forestry.

##### CAMEROONS PROVINCE.

329. One European Forestry Officer was in charge of the Cameroons Forestry Circle for the whole year with a European assistant for about six months. In spite of the continued shortage of funds more travelling was accomplished during the year than in either 1933 or 1934. The travelling was carried out mainly for the continuance of reserve settlement, further detailed examination of the timber areas, investigation into the availability of ebony in Mamfe Division, and plantation inspection. The total amount of reserve forest was increased by the settlement of 356 square miles. The timber areas examined revealed the fact that most of the forest was secondary having been farmed over in past times, only the valuable economic species being left. The investigation into the ebony question (see paragraph 337 of the 1934 Report) gave disappointing results and it is fairly evident that the remaining stocks of that species in the Mamfe Division are not high.

330. The following table shows the stages which the reservation of forest areas has reached :—

<i>Division and Name of Reserve.</i>	<i>Area, square miles.</i>	<i>Remarks.</i>
<i>Victoria (1,166 square miles)</i>		
Rio del Rey ... ..	470.00	Held up pending further enquiry.
Tiko ... ..	60.00	do. do. do.
Cameroons Mountain (part)	200.00	do. do. do.
Ombe River ... ..	2.50	A new proposal.
	<hr/> 732.50 <hr/>	

This total is 62.82 per cent. of the Division.



<i>Division and Name of Reserve.</i>	<i>Area, square miles.</i>	<i>Remarks.</i>
<i>Kumba (4,162 square miles).</i>		
Cameroons Mountain (part)	200·00	Awaiting settlement.
North-western Kumba ...	260·00	Settlement to proceed as soon as funds become available.
Rumpi Hills ...	400·00	ditto.
North-eastern Kumba ...	550·00	Will possibly be settled when the above two are completed.
Kupe Mountain ...	15·00	ditto.
	<hr/> 1,425·00	

This total is 34·23 per cent. of the Division.

<i>Division and Name of Reserve.</i>	<i>Area, square miles.</i>	<i>Remarks.</i>
<i>Mamfe (4,321 square miles).</i>		
Kembong ...	402·71	Constituted.
Takamanda ...	271·00	„
Nta-Ali ...	128·00	„
Mbo ...	167·00	Awaiting Gazette notice.
	<hr/> 968·71	

This total is 22·41 per cent. of the area of the Division: the area finally constituted is 18·55 per cent.

<i>Division and Name of Reserve.</i>	<i>Area, square miles.</i>	<i>Remarks.</i>
<i>Bamenda (6,932 square miles).</i>		
Nkom-Wum ...	43·50	Constituted.
Mbembe ...	109·25	„
Oku ...	26·00	Awaiting settlement.
Fungom ...	327·25	Settled.
Ngonu... ..	81·00	Approved.
Ngi ...	9·00	„
Western Ngi ...	16·00	„
Bafut-Ngemba ...	23·00	Settled.
Bamenda-Nkwe Fuel ...	0·49	Constituted.
Banso Fuel ...	0·21	„
Bande Fuel ...	0·24	„
Bali-Ngemba ...	5·50	Settled.
Fang ...	6·00	For further discussion.
	<hr/> 647·44	

This total is 9·34 per cent. of the Division: the area actually settled is 7·35 per cent., while the area finally constituted is 2·22 per cent. The position as regards the Cameroons Circle as a whole is as follows:—

	<i>Square miles.</i>	<i>Per cent.</i>
Area proposed ...	3,773·65	22·15
Area settled ...	1,478·15	8·91
Area constituted ...	955·40	5·76



331. During the year, fifty-nine persons were prosecuted for offences against the Forestry Ordinance and forty-nine were convicted.

332. The fuel plantations at Bamenda still wear an uneven appearance, but the recently planted compartments are far more homogeneous and there is every promise that in another three or four years the hill sides will be covered with evenly growing stands.

333. There was an increase of about 25 per cent. in the revenue, which in the Cameroons Circle is largely derived from timber cut for export. It is doubtful if this source of revenue will be maintained for more than another two or three years, as the areas are rapidly becoming exhausted of economic species and the amount of farming which goes on tends to destroy any natural regeneration. A total of 3,130.85 tons of timber was exported during 1935, as compared with 5,213 tons in 1934, the value being £4,290 16s. 2d. and £7,116 respectively.

334. At the twenty-eighth Session of the Permanent Mandates Commission, Baron van Asbeck asked certain questions about the employment of Native Administration Forest Guards. Paragraph 334 of the 1934 Report, which gave rise to Baron van Asbeck's questions, is somewhat misleading. There has been no loosening of control of forest protection work by the European and African Government Forestry staff. The employment of Native Administration Forest Guards dates from 1929, when it was decided that Native Authorities should receive 50 per cent. of forestry fees on the understanding that they did in fact protect their forests to a satisfactory extent.

335. Candidates for the post of Native Administration Forest Guard are selected by the District Officer on the recommendation of the Native Authority. Their training is supervised by the European officer in charge of forestry matters in the Province. They are attached for general instruction in their duties to a senior and experienced Government guard and accompany the European Forestry Officer on tour when occasion offers for further training and for their knowledge and general suitability to be tested. If a satisfactory report is received, they are posted for duty in the Native Authority area, where they work under the supervision of the local Government guard. They are employed to assist the Government guards in their work of patrolling the forests: any infringements of the forestry regulations discovered by them are reported and a Government Guard investigates the matter and places the Government hammer mark on the tree, if necessary. The Native Administration Guards are not at present issued with marking hammers, as they are instruments of great potential value and it was felt that



the Native Administration staff had not the experience and was not sufficiently under the control of the European Forestry Officer to be entrusted with them. The guards are primarily responsible to their District Heads or Native Authorities, but ultimately to the European officer who is in charge of forestry matters in the Province. They are not on any fixed scale of salary, but are normally paid £12 a year, increments being granted in recognition of useful service.

336. In the Mamfe Division besides general patrol work the guards pay special attention to the protection of the Native Administration forest reserves; this is probably their ideal use. The system works satisfactorily and the staff is improving in knowledge and, if the necessity arises in connexion with the patrol of reserves, it will be possible for some Native Administrations at least to issue hammers.

337. In the Bamenda Division the guards are employed in looking after the various planting operations in the Native Administration fuel plantations.

#### BOTANIC GARDENS, VICTORIA.

338. The central part of the gardens has been maintained as far as the money available has allowed. An increased grant towards the end of the year made it possible for some of the more outlying overgrown parts to be partially re-conditioned.

#### NORTHERN AREAS.

339. There is as yet no Government forestry activity in these areas. The Kentu Area and parts of Gashaka alone are well forested, but the country is sparsely populated and there is no necessity for the employment of Forest Guards.

#### (ii) **Agriculture.**

##### CAMEROONS PROVINCE.

340. One European Agricultural Officer was stationed in the Province throughout the year and for a period of two and a half months a second was also available.

341. During the year the Co-operative Societies Ordinance foreshadowed in the 1934 Report was prepared for submission to the Legislative Council at the first session in 1936, its object being to provide legal machinery for the registration of co-operative societies and for the proper supervision and control of the co-operative movement. Co-operative work during the year was continued on the lines described in paragraphs 339-350 of the 1934 Report. By virtue of registration under the Ordinance a society becomes a corporate body and acquires an improved status and increased



facilities for doing business, and the year's work was devoted to transforming the existing farmers' societies into genuine co-operative societies with a standard of co-operative and business efficiency which would qualify them for registration.

342. In re-organization of this kind, after the first necessary formal changes in constitution have been made, there comes the immediate task of teaching the societies to work on true co-operative lines. This work does not furnish material for spectacular reports. It consists in reality of a constant and patient repetition of explanations, advice, exhortations and warnings. Visible progress is a matter of time. The work of the village societies forming the Kumba Co-operative Marketing Union has been less successful in 1935 than in the preceding year owing to the heavy toll of crop taken by black pod disease, which was unusually severe due to a long continued spell of rainy, sunless weather. Various estimates of crop losses have been made and it has been said that some of the large European-owned plantations expect that their 1935 crops will be only half or less than half the 1934 crop.

343. In the Kumba Division, the village societies have increased from eighty-one in 1934 to ninety-two in 1935 and the total membership has increased from 2,000 to 2,138. Only 1,568 members sold cocoa through the Union. The reason for this was not that the remainder were dissatisfied with the Union, but because none of the cocoa which they produced came up to the standard of quality required owing to the heavy infection of black pod disease. It was unfortunate that it was necessary to turn away large quantities of cocoa offered by members of the societies because of this infection. Permission was given to owners of inferior cocoa to sell direct to certain firms which seemed willing to give a good price. It is safe to assume that practically every producer in Kumba Division has the knowledge of how to produce good cocoa or can acquire the knowledge from his neighbours; but it is also true that a considerable quantity of bad cocoa will be produced even in a normal year and a very large quantity in an unfavourable year such as 1935. The reason is that black pod disease seems to take a heavier toll of the crop in the Cameroons than is common in Nigeria and no amount of careful preparation can convert cocoa damaged by this disease into good cocoa. It is undesirable that the Union should handle low grade cocoa, but it seems unfair to forbid members to sell direct cocoa, which the Union is not prepared to accept and for which they can get a fairly good price. Certain firms buy cocoa of almost any quality and it does not appear that they make much distinction between the price offered for good or bad cocoa. They apparently find a market in Europe for low grade cocoa and are prepared to deal in it. This, of course, is not very helpful in the propaganda for encouraging farmers to produce good cocoa wherever possible. A solution of the difficulty has not yet been evolved.



344. The amount of dry cocoa sold through the Union during 1935 was approximately 247 tons. This is a heavy drop compared with the sales for 1934 and is accounted for by the exceptionally large quantity of diseased cocoa produced. The average price of cocoa was £14 5s. 0d. a ton. All cocoa marketed has been first grade. Premiums over native sun-dried average £3 10s. 0d. per ton. The total amount expected to be realized by the Union from the sales of cocoa is £5,000.

345. The staff employed by the Kumba Co-operative Marketing Union was fifty-four clerks and ninety-two labourers compared with fifty clerks and eighty-eight labourers in 1934. In September the Union purchased a "V eight" Ford motor lorry which had travelled 7,058 miles on cocoa work by the end of the year. Loans to the value of over £1,000 were made to 661 members of the Union.

346. Continued progress is being made in improving the roads to permit of light motor traffic (half-ton lorries) to carry the cocoa to the central stores from the villages and the roads are gradually carrying more traffic. The heavy rains, however, render the roads impassable in many places and serious difficulties are still encountered in transporting the cocoa.

347. Co-operative work in the marketing of cocoa has continued in Mamfe Division under the guidance of the Administrative Officers, but it has not reached the same stage of development as is found in Kumba. Forty-eight village societies produced some sixty-eight tons of dry cocoa. The average price was £14 3s. 0d. per ton. So far the movement has made no headway in the Victoria Division in spite of the efforts of the Kumba Union, but the Victoria farmers are said to be seriously thinking of starting societies in 1936.

348. A certain amount of coffee planting is taking place along the boundaries of Bamenda, Mamfe and Kumba Divisions, where they border on the territory under French Mandate. This is due to the example set in French territory where coffee is grown on an extensive scale. Some of the coffee trees are now bearing and a small quantity of coffee was sold to the United African Company at Mamfe.

#### NORTHERN AREAS.

349. A survey has been carried out by a European Agricultural officer in the Adamawa Province to ascertain whether additional crops could be profitably exploited and conditions justify the introduction of agricultural extension work in the Province. The report is awaited and, if favourable, the Adamawa Districts will share the benefit. The harvest throughout the Dikwa Division was good and there has been no recurrence of the locust invasions which have caused such damage during recent years.



350. The Government Entomologist has made the following notes on the subject of locust breeding :—

Research work carried out by Entomologists of the Nigerian Agricultural Department between 1931 and 1935 has shown that a section of the southern half of the western shore of Lake Chad is a potential outbreak centre of the red locust, *Nomadacris Septemfasciata*, serville.

Only about five miles of the Chad shore lie within the Dikwa Division. The western fringe consists of grass-land and marsh and forms the eastern edge of the outbreak centre of *Nomadacris*. The bulk of the Dikwa shore is wooded and does not offer suitable conditions for the red locust.

In October 1934, red locusts were found in four marshy areas lying to the east and north-east of Dikwa town. These areas appear to be of little importance, as the marshes are dry by December and the grass is dead soon afterwards. It is then burned and only bare soil remains.

In April and May, 1935, an entomologist was attached to a French locust mission, which explored the Chad shore from the Dikwa-French Cameroon frontier to the south-east corner of the lake. No red locusts were seen. The presence of trees and the absence of tall grass habitats—not subject to inundation by the lake in the dry season—indicated that the area is unlikely to form part of the outbreak centre.

In the Woloje District (south-east of Dikwa town) there is a series of marshes along the international frontier. Only two of these marshes hold water throughout the year. Examination of the Winjimba marsh in December, 1935, showed that the whole of the area had been grazed by cattle and that conditions were unfavourable for *Nomadacris*. Similar conditions prevail in the other marsh.

In the autumn of 1934, *Nomadacris* reverted to the solitary phase in the Chad area and is now very rare.

There is no reason to believe that an outbreak centre of the tropical migratory locust, *Locusta migratoria migratorioides*, R. and F. lies within the confines of the Dikwa Division.

### (iii) Veterinary.

351. Veterinary camps were in operation at Ura and Garumba in the northern and southern areas of the Adamawa Districts, where 11,076 head of cattle received double inoculation against rinderpest and 7,547 were vaccinated against black quarter; these figures include a number of herds from French mandated territory. No charge is made for treatment. Itinerant members of the native staff carried out treatments for bovine trypanosomiasis and pleuropneumonia. The only serious appearance of epizootic disease was an



outbreak of rinderpest in the Nassarao District where mortality was unfortunately high—it was eventually controlled by quarantine measures and treatment with anti-rinderpest serum.

352. The system of ports of entry and inspection posts, which was inaugurated late in 1934 for the purpose of controlling the movements of trade cattle, has proved an effective check to the spread of disease from this source. The cattle census for 1935 revealed a total for mandated districts of 40,984, a decrease of 5,000 on the previous year.

353. M. Bardez, a member of the French Veterinary Service, was able to visit Yola in December to confer with the Veterinary Officer, Adamawa.

354. Methods adopted last year for improving the standard of flaying have on the whole proved successful and tribute has been paid to this by buyers in England.

355. In pursuance of the policy of co-operation with the French, touring units have recently been sent to the border districts of Dikwa with a view to immunizing the cattle in areas where most movement occurs. The Arab owners are still inclined to be shy of veterinary work, but satisfactory progress is being made. Early in the year a camp was opened at Magdala and a promising beginning was made, but unfortunately the camp had to be closed down early owing to the transfer of the Veterinary Officer. About 900 cattle were actively immunized against rinderpest and the same number vaccinated against black quarter and pleuro-pneumonia. In addition, the inoculation with rinderpest spleen pulp vaccine of the resident cattle in the Frontier Districts of Dikwa Division was carried out in November and December and altogether some 2,000 cattle were dealt with. A new camp is shortly to be opened in a centre of larger cattle concentration and an officer has been specially detailed for this work. Instruction in the flaying and drying of hides and skins has continued with good results.

356. Livestock statistics for Dikwa Division are as follows :—

Cattle	...	...	...	...	...	...	39,691
Sheep	...	...	...	...	...	...	19,221
Goats	...	...	...	...	...	...	47,811
Stallions	...	...	...	...	...	...	2,099
Mares	...	...	...	...	...	...	3,589
Donkeys	...	...	...	...	...	...	9,333

## XXI.—MINES.

357. There are no mines in the Cameroons Province. The Cameroons Alluvial Gold Syndicate has received prior permission to win and ship gold at Tserti in the Gashaka District and is commencing work.



**XXII.—POPULATION STATISTICS.**

358. The population figures for 1935 are as follows :—

**NATIVE POPULATION.***Cameroons Province.*

<i>Division.</i>	<i>Adult Males.</i>	<i>Adult Females.</i>	<i>Children.</i>	<i>Total.</i>
Victoria ... ..	19,738	10,651	8,666	39,055
Kumba ... ..	21,466	23,687	25,251	70,404
Mamfe ... ..	22,027	24,736	22,585	69,348
Bamenda ... ..	63,724	75,101	88,756	227,581
<b>Totals, Cameroons Province</b>	<b>126,955</b>	<b>134,175</b>	<b>145,258</b>	<b>406,388</b>

*Northern Areas.*

Adamawa ... ..	65,818	70,883	68,933	205,634
Kentu ... ..	2,207	2,172	2,275	6,654
Dikwa ... ..	53,908	73,359	71,673	198,940
<b>Totals, Northern Areas</b>	<b>121,933</b>	<b>146,414</b>	<b>142,881</b>	<b>411,228</b>
<b>Totals, Mandated Territory</b>	<b>248,888</b>	<b>280,589</b>	<b>288,139</b>	<b>817,616</b>

**EUROPEAN POPULATION.**

Cameroons Province ... ..	237	78	33	348
Northern Areas ... ..	5	1	—	6
<b>Totals</b>	<b>242</b>	<b>79</b>	<b>33</b>	<b>354</b>

359. The following table shows the respective distribution of Moslems and pagans in the Adamawa Districts :—

<i>District.</i>	<i>Moslem.</i>	<i>Pagan.</i>	<i>Total.</i>	<i>Percentage of Moslem to total population.</i>
<i>Northern Area :</i>				
Madagali ... ..	5,589	27,697	33,286	16·8
Chubunawa ... ..	2,854	27,704	30,558	9·3
Uba (Part) ... ..	696	303	999	69·6
Mubi ... ..	7,451	30,786	38,237	19·5
Maiha ... ..	4,794	6,084	10,878	44·1
Holma (Part) ... ..	4,695	130	4,825	97·3
Belel ... ..	4,380	203	4,583	95·5
Zummo (Part) ... ..	1,221	984	2,205	55·4
<b>Total</b>	<b>31,680</b>	<b>93,891</b>	<b>125,571</b>	<b>25·2</b>
<i>Southern Area :</i>				
Nassarawo ... ..	10,966	21,867	32,833	33·4
Yebbi ... ..	262	2,782	3,044	8·6
Gurumpawo ... ..	129	7,614	7,743	1·7
Toungo ... ..	3,178	9,364	12,542	25·3
Gashaka ... ..	6,024	17,877	23,901	25·2
<b>Total</b>	<b>20,559</b>	<b>59,504</b>	<b>80,063</b>	<b>25·6</b>
<b>Grand Total</b>	<b>52,239</b>	<b>153,395</b>	<b>205,634</b>	<b>25·4</b>



**XXIII.—PUBLIC WORKS.****CAMEROONS PROVINCE.**

360. The construction of the Mamfe-Bamenda road, which has been suspended since 1931 owing to the lack of funds, was resumed during the year and road-head reached Etuku  $25\frac{1}{2}$  miles from Mamfe (seven miles beyond the Mainyu River bridge referred to in paragraph 359 of the 1934 Report), and a further five miles will be opened for traffic shortly, when the distance between road-head at either end will be reduced to about thirty-seven miles. Road formation extends to mile forty-nine, but bridges have not yet been constructed. During 1934, final details of alignment were settled and the first stage of the development of an all-season road was completed early in the year. Work is now in progress on road formation and the programme of works anticipates the completion of road and bridges in 1936; financial provision for the balance of funds required has been made in the Estimates. An average labour force of 600 Mamfe or Bamenda natives has been employed throughout the year's work and the supply has always exceeded the demand.

361. The Public Works Department maintains about ninety-five miles of road mainly in the Cameroons Province. Road maintenance has proved unusually onerous as a result of exceptional rainfall. Special local experiments are being made to overcome this difficulty and some improvement has been effected. All-season roads were kept open throughout the year.

362. A new ward, built from funds supplied by the Native Administrations, was added to the Bamenda hospital.

363. Between 300 and 400 miles of motorable road are maintained by the Native Administrations in the various Divisions. They are mostly of the earth variety and are at times impassable during the rains. The road from Kumba towards Mamfe has now reached a point forty miles north of Kumba. Four miles of road and four bridges were constructed during the year. There has been no new construction at the Mamfe end, but eighteen bridges have been made permanent, and the road is motorable as far as Faitok about eighteen miles from Mamfe. Between forty and fifty miles of difficult country separate the road-heads at either end. The Kumba-Mbonge road has been constructed for a distance of four miles west of Kumba and one bridge has been completed. The road opens up a rich cocoa-producing area. Some twenty bridges on the Mamfe-Tali road have been made permanent and others have been renewed and strengthened to bear a fully laden two ton lorry. Bridges have been repaired and strengthened on the roads in the Bamenda Division.

**NORTHERN AREAS.**

364. A new Native Administration Treasury and a dispensary are under construction at Mubi, in the Adamawa Districts, at an estimated cost of £200. The dry-season roads system has been maintained in good condition. In the Dikwa Division, the policy



of erecting public buildings of permanent materials has been continued and unsatisfactory mud buildings are being gradually replaced by buildings of burnt brick. The dry-season roads have been maintained.

### Posts and Telegraphs.

365. The authorized staff of the Department in the territory consists of one European and seventy-one African employees. Periodical visits are made by the Wireless Engineer to the wireless stations.

366. Maintenance of the telegraph circuits has been good. No long duration of faults was experienced. The telephone services in the Victoria Division have been satisfactorily maintained. There are 388 miles of telephone wire and 105 subscribers.

367. The wireless stations at Mamfe, Buea, and Bamenda are self contained, each station having its own power plant. The stations have given good service throughout the year and direct communication has been maintained with Lagos.

368. Mails have been despatched and forwarded on all suitable occasions advantage being taken of the services of the Woermann Linie, Messrs. John Holt and Company Ltd., and Messrs. Fr. Laeisz Company (African Fruit Company) in addition to Elder Dempster Lines Ltd.

### XXIV.—MARINE.

369. The Marine Establishment during 1935 was as follows :—

- 1 Marine Officer in charge.
- 1 Assistant Engineer, shared with the Calabar Division.
- 3 Clerical staff.
- 1 Office Messenger.
- 36 Dockyard and other shore ratings.
- 5 Boats crews.
- 9 Launch crews.
- 1 Assistant lighthouse-keeper } Debundscha Lighthouse.
- 1 Lighthouse assistant }
- 1 Lighthouse assistant, Cape Nachtigal Lighthouse.

370. The following craft were maintained in the Division :—

#### *Harbour and Transport Services.*

##### *Self-propelled.*

Motor Launch *Lungasi*.

„ „ *Wuri*.

##### *Dumb Craft.*

3 60-ton lighters

1 40-ton lighter.

2 surf-boats.

4 dinghies.



*Preventive Service work.*

None. The sea patrol formerly maintained by this Department has been withdrawn.

*Waterway clearing work.*

3 native canoes.

371. During the year the following vessels entered and cleared the Port of Victoria :—

<i>Nationality.</i>	<i>Entered.</i>		<i>Cleared.</i>	
	<i>No.</i>	<i>Registered Tonnage.</i>	<i>No.</i>	<i>Registered Tonnage.</i>
British ... ..	81	137,460	81	137,460
German ... ..	46	103,930	46	103,930
American ... ..	4	13,320	4	13,320
Dutch ... ..	18	39,549	18	39,549
Totals ... ..	149	294,259	149	294,259

In addition to the above, five launches of under 100 tons entered and cleared. In 1934, 110 vessels entered and 110 vessels cleared.

372. The total tonnage of cargo entered at and cleared from the port of Victoria during the years 1934 and 1935 was as follows :—

	1934	1935
Total tonnage of cargo landed ...	3,347	4,158
Total tonnage of cargo shipped ...	4,684	6,180
	<u>8,031</u>	<u>10,338</u>

373. During the year 1935 the following vessels entered and cleared the port of Tiko :—

<i>Nationality.</i>	<i>Entered.</i>		<i>Cleared.</i>	
	<i>No.</i>	<i>Registered Tonnage.</i>	<i>No.</i>	<i>Registered Tonnage.</i>
British ... ..	2	2,197	2	2,197
German ... ..	56	99,779	56	99,779
Dutch ... ..	1	2,229	1	2,229
Danish ... ..	4	3,984	4	3,984
Norwegian ... ..	2	3,518	2	3,518
Totals ... ..	65	111,707	65	111,707

In addition to the above, 51 launches of under 100 tons entered and cleared. In 1934, 77 vessels entered and 79 cleared.



374. The total tonnage of cargo entered at and cleared from the port of Tiko in 1934 and 1935 was as follows :—

	1934	1935
Total tonnage of cargo landed ...	2,703	3,912
Total tonnage of cargo shipped ...	24,871	42,888
	<hr/> 27,574	<hr/> 46,800

The figures in the foregoing tables do not include Government vessels or ships of His Majesty's Navy.

#### LIGHTHOUSES, BUOYS AND BEACONS.

375. The lighthouses at Cape Nachtigal and Debundscha have been maintained in good order during the year, and both have functioned satisfactorily.

376. The channel buoys were painted, and their moorings overhauled in September. The Schiess Island buoy has been in its charted position throughout the year under review: it was lifted, inspected, and relaid in October. All beacons in the Division were, at the end of the year, in good order and condition: towards the end of the year they were all painted and the bush surrounding them was cut back where necessary.

377. The cash revenue of the Department for the financial year 1934-35 was 25 per cent. in excess of that for 1933-34, and this increase has been more than maintained during the last nine months of the calendar year 1935.

378. The transport and lighterage service has been maintained efficiently throughout the year, and demands upon its services have considerably increased compared with 1934. The total tonnage handled by the Department was as follows :—

Tonnage inward, (Public) ...	1,169
Tonnage inward, (Government) ...	359
Tonnage inward, (Coal carried by Government vessels) ...	Nil
	<hr/> 1,528
Tonnage outward, (Public) ...	378
Tonnage outward, (Government) ...	37
	<hr/> 1,943

379. In addition 1,162 public passengers and 1,645 Government passengers with their baggage were transported between ship and shore, and vice versa.



380. With the general increase in transport activities in the Cameroons, the dockyard has been kept fully employed with work in connection with the upkeep and repair of marine craft. Victoria is an open roadstead, and the craft employed in the transport services require constant and careful attention to maintain them in a state of efficiency. A certain amount of work has also been undertaken for other Government Departments and for the public.

381. The only waterway clearing operations undertaken in the Cameroons during 1935 were in the Ndian River in March. Navigable conditions in the river were reported to be in a very bad condition, and about sixteen miles were cleared, from Ndian to the river entrance. 150 snags were removed, 42 by explosives and 108 by hand. A more extensive waterway clearing programme will be undertaken early in 1936, embracing the Mungo, Meme, and Ndian rivers.

382. An aeroplane, adaptable for use either on land or as a sea-plane, was imported into Victoria by a German subject resident in the Cameroons. It is understood that the machine will be used for private pleasure flights only.

383. The number of privately owned craft in the Marine Victoria Division at the end of the year was approximately :—

15 launches of a total registered tonnage of 243 tons.

25 lighters.

7 surf-boats.

3 steel canoes.

384. All launches were surveyed, and all lighters and steel canoes licensed for the year 1935.

385. H.M.S. *Bridgewater* visited Victoria in December.



								1933-4.	1934-5.
								£	£
Expenditure	...	...	...	...	...	...	...	121,180	121,791
Revenue	...	...	...	...	...	...	...	91,336	94,624
								£29,844	£27,167

						£	£
1.	Licences and Internal Revenue	...	...	...	...	2,215	2,187
2.	Fees of Court or Office, payment for specific services	...			...	5,072	4,539
3.	Miscellaneous	...	...	...	...	9,425	4,629
4.	Customs	...	...	...	...	41,984	50,892
5.	Posts and Telegraphs	...	...	...	...	2,574	2,739
6.	Marine	...	...	...	...	2,195	2,638
7.	Rent of Government Property	...	...	...	...	1,812	1,418
8.	Direct Taxes	...	...	...	...	26,059	25,582
						<hr/> £91,336	<hr/> £94,624

			HEAD 1.	1933-34.	1934-35.
				£	£
Licences and Internal Revenue ...	...	...	2,215		2,187 Actual

Fees of Court Receipts ... ..	2,763	2,321	Actual
Widows' and Orphans' Pension Scheme ...	2,309	2,218	Actual
	<hr/>	<hr/>	
	£5,072	£4,539	Actual

Miscellaneous Receipts	...	...	...	...	£	£	
					246	215	Actual
West African Currency Board Profits	...	...	...	...	9,179	4,414	Proportional
					<hr/>	<hr/>	
					£9,425	£4,629	

					£	£			
Import Duties	...	...	...	...	32,120	32,387	Actual	+	£10,000
Export Duties	...	...	...	...	9,341	17,904	"	+	£1,300
Overtime, Shipping, and Other Fees	...	...	...	...	523	601	"		
					<u>£41,984</u>	<u>£50,892</u>			

	1933-34.	1934-35.
	£	£
Sale of Stamps ... ..	919	695 Actual
Transmission of Telegrams ... ..	608	818 „
Rental of Telephones ... ..	653	869 „
Postage on Parcels ... ..	264	217 „
Miscellaneous ... ..	130	140 „
	<hr/>	<hr/>
	£2,574	£2,739



## HEAD 6. MARINE.

	£	£	
Government Craft ... ..	1,001	1,050	Actual
Lighthouse and Buoyage Dues ... ..	728	1,066	"
Harbour Dues ... ..	165	186	"
Miscellaneous ... ..	301	336	"
	<u>£2,195</u>	<u>£2,638</u>	

## HEAD 7. RENT OF GOVERNMENT PROPERTY.

	£	£	
Land and Buildings ... ..	1,812	1,418	Actual

## HEAD 8. DIRECT TAXES.

	£	£	
Poll Tax Cameroons Province ... ..	14,285	13,501	Actual
Jangali ... ..	1,248	811	"
Income Tax ... ..	642	679	"
General Tax { Mandated Territory ... ..	7,293	8,097	"
{ Adamawa, Dikwa and Benue Provinces			
{ previously described as Southern			
Jangali { Cameroons ... ..	2,591	2,494	"
	<u>£26,059</u>	<u>£25,582</u>	

## Summary of Expenditure.

	1933-34.	1934-35.
	£	£
1. Governor's Office ... ..	379	366
2. Agriculture ... ..	3,275	3,155
3. Audit ... ..	595	563
4. Customs ... ..	2,653	2,498
5. Education ... ..	8,491	8,037
6. Forestry ... ..	2,105	2,150
7. Judicial and Supreme Court ... ..	877	1,684
8. Lands ... ..	373	308
9. Legal ... ..	299	313
10. Lieutenant-Governor's Office ... ..	161	144
11. Marine ... ..	7,109	5,886
12. Medical ... ..	12,764	12,966
13. Medical Research ... ..		
14. Health ... ..		
15. Miscellaneous ... ..	1,810	1,482
16. Pensions and Gratuities ... ..	16,792	17,646
17. Police... ..	7,664	7,450
18. Posts and Telegraphs ... ..	6,775	6,670
19. Printing ... ..	867	874
20. Prisons ... ..	3,767	4,046
21. Provincial Administration ... ..	15,461	14,724
22. Public Works ... ..	5,323	4,912
23. Public Works Recurrent ... ..	5,013	4,887
24. Public Works Extraordinary ... ..	99	3,785
25. Secretariats ... ..	2,122	1,915
26. Surveys ... ..	2,132	1,769
27. Treasury ... ..	2,301	2,269
28. Veterinary ... ..	1,282	1,242
29. R.W.A.F.F., Nigeria Regiment ... ..	10,691	10,050
	<u>£121,180</u>	<u>£121,791</u>



## Details of Expenditure.

## HEAD 1. GOVERNOR'S OFFICE.

					1933-34.	1934-35.	
					£	£	
Personal Emoluments	...	...	...	...	329	327	Proportional
Other Charges	...	...	...	...	50	39	„
					<u>£379</u>	<u>£366</u>	

## HEAD 2. AGRICULTURE.

					£	£	
Personal Emoluments	...	...	...	...	2,408	2,503	Proportional
Other Charges	...	...	...	...	867	652	„
					<u>£3,275</u>	<u>£3,155</u>	

## HEAD 3. AUDIT.

					£	£	
Personal Emoluments	...	...	...	...	491	485	Proportional
Other Charges	...	...	...	...	104	78	„
					<u>£595</u>	<u>£563</u>	

## HEAD 4. CUSTOMS.

					£	£	
Personal Emoluments	...	...	...	...	2,111	2,045	Proportional
Other Charges	...	...	...	...	444	453	„
Special (Erection and Upkeep of Buildings Eastern Preventive Service)	...	...	...	...	98	—	
					<u>£2,653</u>	<u>£2,498</u>	

## HEAD 5. EDUCATION.

					£	£	
Personal Emoluments	...	...	...	...	4,419	4,238	Proportional
Other Charges	...	...	...	...	4,072	3,799	„
					<u>£8,491</u>	<u>£8,037</u>	

## HEAD 6. FORESTRY.

					£	£	
Personal Emoluments	...	...	...	...	1,638	1,659	Proportional
Other Charges	...	...	...	...	352	317	„
Special Expenditure :—							
Timber Exploitation	...	...	...	...	115	174	
Forest Utilization Investigation	...	...	...	...			
					<u>£2,105</u>	<u>£2,150</u>	



## HEAD 7. SUPREME COURT.

	£	£	
Personal Emoluments ... ..	633	1,254	Proportional
Other Charges ... ..	236	430	„
Special Expenditure:—			
Seals and Expenses of Visiting Judges ...	8	—	
	<u>£877</u>	<u>£1,684</u>	

## HEAD 8. LANDS.

	£	£	
Personal Emoluments ... ..	241	199	Proportional
Other Charges ... ..	132	109	„
	<u>£373</u>	<u>£308</u>	

## HEAD 9. LEGAL.

	£	£	
Personal Emoluments ... ..	232	251	Proportional
Other Charges ... ..	67	62	„
	<u>£299</u>	<u>£313</u>	

## HEAD 10. LIEUTENANT-GOVERNOR'S OFFICE.

	£	£	
Personal Emoluments ... ..	126	118	Proportional
Other Charges ... ..	35	26	„
	<u>£161</u>	<u>£144</u>	

## HEAD 11. MARINE.

	£	£	
Personal Emoluments ... ..	4,314	3,667	Actual
Other Charges ... ..	2,347	1,780	„
Headquarters Expenditure ... ..	448	439	Proportional
	<u>£7,109</u>	<u>£5,886</u>	

## HEAD 12. MEDICAL.

## „ 13. MEDICAL RESEARCH.

## „ 14. HEALTH.

	£	£	
Personal Emoluments ... ..	9,244	9,241	Proportional
Other Charges ... ..	3,520	3,725	„
	<u>£12,764</u>	<u>£12,966</u>	

## HEAD 15. MISCELLANEOUS.

	£	£	
Miscellaneous ... ..	1,810	1,482	Proportional



## HEAD 16. PENSIONS.

				£	£	
Pensions, General	...	...	...	15,684	16,451	Proportional
Widows' and Orphans' Pension Scheme	...	...	...	1,108	1,195	„
				<u>£16,792</u>	<u>£17,646</u>	

## HEAD 17. POLICE.

				£	£	
Personal Emoluments	...	...	...	6,787	6,826	Proportional
Other Charges	...	...	...	877	624	„
				<u>£7,664</u>	<u>£7,450</u>	

## HEAD 18. POSTS AND TELEGRAPHS.

				£	£	
Personal Emoluments	...	...	...	4,127	4,139	Actual
Other Charges	...	...	...	892	802	„
Headquarters Expenditure	...	...	...	1,756	1,729	Proportional
				<u>£6,775</u>	<u>£6,670</u>	

## HEAD 19. PRINTING.

				£	£	
Personal Emoluments	...	...	...	664	680	Proportional
Other Charges	...	...	...	203	194	„
				<u>£867</u>	<u>£874</u>	

## HEAD 20. PRISONS.

				£	£	
Personal Emoluments	...	...	...	1,844	1,899	Actual
Other Charges	...	...	...	1,923	2,147	„
				<u>£3,767</u>	<u>£4,046</u>	

## HEAD 21. PROVINCIAL ADMINISTRATION.

				£	£	
Personal Emoluments	...	...	...	12,074	11,577	Proportional
Other Charges	...	...	...	3,387	3,147	„
				<u>£15,461</u>	<u>£14,724</u>	

## HEAD 22. PUBLIC WORKS DEPARTMENT.

				£	£	
Personal Emoluments	...	...	...	4,549	4,161	Proportional
Other Charges	...	...	...	774	751	„
				<u>£5,323</u>	<u>£4,912</u>	



## HEAD 23. PUBLIC WORKS RECURRENT.

	£	£	
Current Repairs, Public Buildings ... ..	1,329	1,300	Actual
Furniture, Officers' Quarters and Public Buildings ... ..	113	93	"
Minor Works and Additions ... ..	—	—	"
Maintenance of Roads and Bridges ... ..	2,371	2,422	"
Maintenance of Water ... ..	90	78	"
Maintenance of Township Roads ... ..	328	266	"
Foreshores, Walls and Piers ... ..	60	98	"
Tools, Repairs to Fixed Plant ... ..	5	2	"
Maintenance of Motors ... ..	525	569	"
Transport ... ..	122	10	"
Labour, Packing and Handling Charges ... ..	57	49	"
Preliminary Investigation and Surveys ... ..	13	—	"
	<u>£5,013</u>	<u>£4,887</u>	

## HEAD 24. PUBLIC WORKS EXTRAORDINARY.

	£	£
Ikom-Mamfe-Bamenda Road ... ..	99	3,785
	<u>—</u>	<u>—</u>

## HEAD 25. SECRETARIATS.

	£	£	
Personal Emoluments ... ..	1,872	1,735	Proportional
Other Charges ... ..	185	164	"
Statistical and Other Investigations ... ..	65	16	"
	<u>£2,122</u>	<u>£1,915</u>	

## HEAD 26. SURVEYS.

	£	£	
Personal Emoluments ... ..	1,592	1,334	Proportional
Other Charges ... ..	540	435	"
	<u>£2,132</u>	<u>£1,769</u>	

## HEAD 27. TREASURY.

	£	£	
Personal Emoluments ... ..	1,626	1,571	Proportional
Other Charges ... ..	675	698	"
	<u>£2,301</u>	<u>£2,269</u>	

## HEAD 28. VETERINARY.

	£	£	
Personal Emoluments ... ..	800	867	Proportional
Other Charges ... ..	482	375	"
	<u>£1,282</u>	<u>£1,242</u>	

## HEAD 29. R.W.A.F.F.

	£	£	
Personal Emoluments ... ..	7,576	7,013	Proportional
Other Charges ... ..	3,115	3,037	"
	<u>£10,691</u>	<u>£10,050</u>	



## APPENDIX II.

## REVENUE AND EXPENDITURE OF NATIVE TREASURIES.

## CAMEROONS PROVINCE, 1934-35.

### Victoria Division.

## Revenue.

					1933-34.	1934-35.
					£	£
General Tax (50 per cent.)	...	...	...	...	3,238	3,149
Native Courts :—						
Fees	...	...	...	...	625	613
Fines	...	...	...	...	98	82
Other Receipts	...	...	...	...	838	705
Totals					£4,799	£4,549

*Expenditure.*

							£	£
Central	...	...	...	...	...	...	—	—
District Heads	...	...	...	...	...	...	442	398
Village Heads	...	...	...	...	...	...	312	256
Judicial	...	...	...	...	...	...	866	777
Treasury	...	...	...	...	...	...	101	99
Prisons	...	...	...	...	...	...	5	12
Various	...	...	...	...	...	...	24	31
Works Recurrent	...	...	...	...	...	...	552	842
Works Staff	...	...	...	...	...	...	245	254
Education	...	...	...	...	...	...	285	246
Medical and Sanitary	...	...	...	...	...	...	322	342
Forestry and Agriculture	...	...	...	...	...	...	52	38
Miscellaneous	...	...	...	...	...	...	95	95
Capital Works	...	...	...	...	...	...	43	33
Special Expenditure	...	...	...	...	...	...	369	—
			Totals	...	...	...	£3,713	£3,423

## Financial Statement, 1934-35.

						£
Surplus, 1st April, 1934	...	...	...	...	...	5,365
Revenue, 1934-35	...	...	...	...	...	4,549
						<hr/>
						9,914
Expenditure, 1934-35	...	...	...	...	...	3,423
						<hr/>
Balance, 1st April, 1935	...	...	...	...	...	£6,491 (a)

(a) Includes deposit with Bank.

### Kumba Division.

## Revenue.

								1933-34.	1934-35.
								£	£
General Tax (50 per cent.)	...	...	...	...				4,425	4,116
Native Courts :—									
Fees	...	...	...	...	...	...	...	607	714
Fines	...	...	...	...	...	...	...	140	131
Other Receipts	...	...	...	...	...	...	...	838	1,158
								<hr/>	<hr/>
				Totals	...	...		£6,010	£6,119



<i>Expenditure.</i>							£	£
Central	...	...	...	...	...	...	—	—
District Heads	...	...	...	...	...	...	66	55
Village Heads	...	...	...	...	...	...	960	895
Judicial	...	...	...	...	...	...	945	964
Treasury	...	...	...	...	...	...	96	122
Prisons	...	...	...	...	...	...	14	10
Various	...	...	...	...	...	...	11	34
Works Recurrent	...	...	...	...	...	...	847	1,163
Works Staff	...	...	...	...	...	...	42	75
Education	...	...	...	...	...	...	392	446
Surveys	...	...	...	...	...	...	—	—
Medical and Sanitary	...	...	...	...	...	...	188	212
Forestry and Agriculture	...	...	...	...	...	...	81	72
Miscellaneous	...	...	...	...	...	...	114	45
Capital Works	...	...	...	...	...	...	—	101
Special Expenditure	...	...	...	...	...	...	—	161
<b>Totals</b>							<b>£3,756</b>	<b>£4,355</b>

<i>Financial Statement, 1934-35.</i>							£
Surplus, 1st April, 1934	...	...	...	...	...	...	4,655
Revenue, 1934-35...	...	...	...	...	...	...	6,119
							10,774
Expenditure, 1934-35	...	...	...	...	...	...	4,355
Balance, 1st April, 1935	...	...	...	...	...	...	£6,419 (a)

(a) Includes deposit with Bank.

<b>Mamfe Division.</b>							£	£
<i>Revenue.</i>							1933-34.	1934-35.
General Tax (50 per cent.)	...	...	...	...	...	...	1,851	2,505
Native Courts :—								
Fees	...	...	...	...	...	...	635	585
Fines	...	...	...	...	...	...	85	49
Other Receipts	...	...	...	...	...	...	257	373
<b>Totals</b>							<b>£2,828</b>	<b>£3,512</b>
<i>Expenditure.</i>							£	£
Central	...	...	...	...	...	...	—	—
District Heads	...	...	...	...	...	...	41	43
Village Heads	...	...	...	...	...	...	581	534
Judicial	...	...	...	...	...	...	616	505
Treasury	...	...	...	...	...	...	52	89
Prisons	...	...	...	...	...	...	24	7
Various	...	...	...	...	...	...	40	40
Works Recurrent	...	...	...	...	...	...	613	688
Works Staff	...	...	...	...	...	...	99	103
Education	...	...	...	...	...	...	307	283
Medical and Sanitary	...	...	...	...	...	...	150	148
Forestry and Agriculture	...	...	...	...	...	...	127	150
Miscellaneous	...	...	...	...	...	...	77	51
Capital Works	...	...	...	...	...	...	67	8
Special Expenditure	...	...	...	...	...	...	151	345
<b>Totals</b>							<b>£2,945</b>	<b>£2,994</b>



<i>Financial Statement, 1934-35.</i>							£
Surplus, 1st April, 1934	...	...	...	...	...	...	4,349
Revenue, 1934-35...	...	...	...	...	...	...	3,512
							<hr/> 7,861
Expenditure, 1934-35	...	...	...	...	...	...	2,994
							<hr/>
Balance, 1st April, 1935	...	...	...	...	...	...	£4,867 (a)

(a) Includes deposit with Bank.

<b>Bamenda Division.</b>							
<i>Revenue.</i>							
							1933-34. £
							1934-35. £
General Tax (50 per cent.)	...	...	...	...	...	...	4,415
Jangali (Cattle Tax) (50 per cent.)	...	...	...	...	...	...	831
Native Courts :—							
Fees	...	...	...	...	...	...	448
Fines	...	...	...	...	...	...	64
Other Receipts	...	...	...	...	...	...	397
							<hr/>
Totals	...	...	...	...	...	...	£6,155
							<hr/>
<i>Expenditure.</i>							£
Central	...	...	...	...	...	...	—
District Heads	...	...	...	...	...	...	1,168
Village Heads	...	...	...	...	...	...	550
Judicial	...	...	...	...	...	...	981
Treasury	...	...	...	...	...	...	58
Police	...	...	...	...	...	...	291
Prisons	...	...	...	...	...	...	11
Various	...	...	...	...	...	...	107
Works Recurrent	...	...	...	...	...	...	856
Works Staff	...	...	...	...	...	...	287
Education	...	...	...	...	...	...	295
Medical and Sanitary	...	...	...	...	...	...	288
Forestry and Agriculture	...	...	...	...	...	...	133
Miscellaneous	...	...	...	...	...	...	182
Capital Works	...	...	...	...	...	...	—
Special Expenditure	...	...	...	...	...	...	113
Advances not yet recovered	...	...	...	...	...	...	3
							<hr/>
Totals	...	...	...	...	...	...	£5,323
							<hr/>

<i>Financial Statement, 1934-35.</i>							£
Surplus, 1st April, 1934	...	...	...	...	...	...	7,116
Revenue, 1934-35...	...	...	...	...	...	...	5,535 (a)
							<hr/> 12,651
Expenditure, 1934-35	...	...	...	...	...	...	6,286 (b)
							<hr/>
Balance, 1st April, 1935	...	...	...	...	...	...	£6,365 (c)

(a) Includes (i) Bansa share of central Revenue ... £30  
(ii) Advances outstanding at 31/3/35 ... 3

---

£33

(b) Includes Bansa share of central Expenditure ... £34  
(c) Includes deposit with Bank.



**Banso Native Treasury.**

								Revenue.	1933-34. £	1934-35. £
General Tax (50 per cent.)	...	...	...	...	...	...	...	...	530	509*
Jangali (Cattle Tax) (50 per cent.)	...	...	...	...	...	...	...	...	417	100
Native Courts :—										
Fees	...	...	...	...	...	...	...	...	13	13
Fines	...	...	...	...	...	...	...	...	3	2
Other Receipts	...	...	...	...	...	...	...	...	16	52
								Totals	£979	£676

\* Includes £4 arrears of Tax for 1933-34.

*Expenditure.*

								£	£
Central ... ..	...	...	...	...	...	...	...	—	—
District Heads ... ..	...	...	...	...	...	...	...	120	120
Village Heads ... ..	...	...	...	...	...	...	...	85	32
Judicial ... ..	...	...	...	...	...	...	...	67	69
Treasury ... ..	...	...	...	...	...	...	...	5	6
Police ... ..	...	...	...	...	...	...	...	24	24
Prisons ... ..	...	...	...	...	...	...	...	—	1
Various ... ..	...	...	...	...	...	...	...	7	8
Works Recurrent ... ..	...	...	...	...	...	...	...	84	101
Works Staff ... ..	...	...	...	...	...	...	...	6	12
Education ... ..	...	...	...	...	...	...	...	47	43
Medical and Sanitary ... ..	...	...	...	...	...	...	...	41	49
Forestry and Agriculture ... ..	...	...	...	...	...	...	...	57	66
Miscellaneous ... ..	...	...	...	...	...	...	...	27	10
Special Expenditure ... ..	...	...	...	...	...	...	...	99	162
								<hr/>	<hr/>
								£669	£703

## Financial Statement, 1934-35.

							£
Surplus, 1st April, 1934	...	...	...	...	...	...	1,449
Revenue, 1934-35	...	...	...	...	...	...	676
							<hr/>
							2,125
Expenditure,	...	...	...	...	...	...	703
							<hr/>
Balance, 1st April, 1935	...	...	...	...	...	...	£1,422 (a)

(a) Includes deposit with Bank.

## Financial Statement for 1934-35.

## ADAMAWA DISTRICTS.

*Revenue.*

	1933-34.	1934-35.
	£	£
General Tax (60 per cent.) ...	4,668	6,258
Jangali (Cattle Tax) (60 per cent.)	1,931	2,055
Native Courts ... ..	170	157
Interest on Investments (a) ...	613	555
Miscellaneous (a) ... ..	93	106
	<hr/>	<hr/>
Total ... ..	£7,475	£9,131



<i>Expenditure.</i>						£	£
Central (a)	...	...	...	...	...	1,732	1,639
District Heads	...	...	...	...	...	1,488	1,478
Village Heads	...	...	...	...	...	121	819
Judicial (a)	...	...	...	...	...	634	646
Treasury (a)	...	...	...	...	...	138	135
Police (a)	...	...	...	...	...	680	613
Prisons (a)	...	...	...	...	...	578	496
Various	...	...	...	...	...	—	—
Works Recurrent (a)	...	...	...	...	...	683	781
Works Staff (a)	...	...	...	...	...	122	106
Education (a)	...	...	...	...	...	295	273
Medical and Sanitary (a)	...	...	...	...	...	195	310
Agriculture (a)	...	...	...	...	...	47	45
Miscellaneous (a)	...	...	...	...	...	147	138
Capital Works	...	...	...	...	...	—	—
Special Expenditure (a)	...	...	...	...	...	2,469	1,278
Total						£9,329	£8,757

(a)=Proportional (.47).

<i>Financial Statement, 1934-35.</i>						£
Balance, 1st April, 1934	...	...	...	...	...	12,108
Revenue, 1934-35...	...	...	...	...	...	9,131
						21,239
Expenditure, 1934-35	...	...	...	...	...	8,757
Balance, 1st April, 1935	...	...	...	...	...	£12,482

## KENTU AREA.

<i>Revenue.</i>			1933-34.	1934-35.
			£	£
General Tax (60 per cent.)	...	...	186	190
Native Courts	...	...	—	6
Interest on Deposit	...	...	—	13
Total	...	...	£186	£209

<i>Expenditure.</i>						£	£
Remuneration of Native Authorities and Staffs	...	...	...	...	...	17	68
Works Recurrent	...	...	...	...	...	—	8
Total	...	...	...	...	...	£17	£76

<i>Financial Statement, 1934-35.</i>						£
Balance, 1st April, 1934	...	...	...	...	...	669
Revenue, 1934-35...	...	...	...	...	...	209
						878
Expenditure, 1934-35	...	...	...	...	...	67
Balance, 1st April, 1935	...	...	...	...	...	£802(a)

(a) Includes £500 on deposit with Bank.



## NORTHERN AREAS.

## DIKWA EMIRATE.

				<i>Revenue.</i>			
				1933-34.		1934-35.	
				£		£	s. d.
General Tax	...	...	...	7,765		7,053	17 4
Jangali (Cattle Tax)	...	...	...	2,455		2,088	1 8
Native Courts	...	...	...	273		290	1 1
Interest on Investment	...	...	...	414		473	14 8
Other Receipts	...	...	...	249		49	19 3
Totals	...	...	...	£11,156		£9,955	14 0

				<i>Expenditure.</i>			
				£		£	s. d.
Central	...	...	...	3,963		3,752	10 6
District Heads	...	...	...	1,351		1,236	8 0
Village Heads	...	...	...	1,408		1,324	16 0
Judicial	...	...	...	694		575	11 10
Treasury	...	...	...	136		125	14 6
Police	...	...	...	773		734	3 3
Prisons	...	...	...	273		317	4 4
Various	...	...	...	—		9	0 0
Works Recurrent	...	...	...	847		730	2 1
Works Staff	...	...	...	233		196	2 8
Education	...	...	...	469		468	18 0
Survey	...	...	...	—		—	
Medical and Sanitary	...	...	...	225		334	1 7
Forestry and Agriculture	...	...	...	—		—	
Miscellaneous	...	...	...	135		139	10 4
Capital Works	...	...	...	—		—	
Special Expenditure	...	...	...	279		338	5 8
Totals	...	...	...	£10,786		£10,282	8 9

*Financial Statement, 1934-35.*

						£	s. d.
Balance 1st April, 1934	...	...	...	...	...	15,157	19 5
Revenue 1934-35	...	...	...	...	...	9,955	14 0
Expenditure 1934-35	...	...	...	...	...	25,113	13 5
Balance, 31st March, 1935	...	...	...	...	...	10,282	8 9
						14,831	4 8



APPENDIX III  
VICTORIA DIVISION.  
LABOUR ON PLANTATIONS: INSPECTION REPORTS.

Name of Plantation.	Name of Owner.	Date Inspected.	Number of European Staff.	Number of African Staff.			Number of Labourers.	Proportion who have Wives.	Proportion who are permanent.	Are Labourers' Huts satisfactory?	Is Sanitation satisfactory?	Wages.	Basis Scale.	Means of Discipline.	Date of last Inspection.	Area of Estate.	Area Cultivated.	Any Complaints by Labour	
				Clerks.	Overseers.	Artisans.												During inspection?	During previous three months?
W.A.P.V., Bots .....	West African Plantation Co., Victoria.	20.11.35	9	7	1	40	400	Per cent. 20	Per cent. 75	Yes	Yes	Per day. 4d.-9d.	10 oz. fish, 5 oz. salt, 6 lb. rice or equivalent cocoyams or plantains. Allowance of palm fruits and tobacco.	Dismissal	21.12.34	18,884	6,677	No	No.
W.A.P.V., Ngeme and Sachsenhof Sections.	do. do.	do.	3	—	10	—	442	25	40	Yes	Yes	4d.-5d.	do.	Dismissal	21.12.34			No	No.
W.A.P.V., Molyko Plantation.	do. do.	do.	1	—	6	1	339	25	75	Yes	Yes	4d.-5d.	do.	Dismissal	29.12.34	5,587	3,605	No	No.
W.A.P.V., Prinz Alfred Plantation, Maselele.	do. do.	15.11.35	4	1	6	7	843	17	30	Yes	Yes	4d.-5d.	do.	Dismissal	20.12.34	60,422	4,786	No	No.
W.A.P.V., Bimbia ...	do. do.	27.11.35	4	1	4	13	823	9	27	Yes	Yes	4d.-5d.	do.	Dismissal	22.12.34	10,622	2,264	No	One settled.
Ekona Plantation ...	N. V. Handelmat-schappij "Deoba."	22.11.35	12	37	108	41	2,028	20	30	Yes	Yes	2½d.-5½d.	·5 kg. stockfish, ·5 kg. rice, ·15 kg. salt, 25 kg. plantains or 8 kg. cocoyams. Allowance of palm fruits.	Dismissal	12.7.34	29,640	8,387	No	No.
African Fruit Company	African Fruit Company, Hamburg.	9.11.35	21	4	15	—	1,832	17	50	Yes	Yes	4d.-5d.	500 gr. rice or 4 kg. plantains or 2 kg. cocoyams, 50 gr. stockfish or 70 gr. saltfish daily. 150 gr. salt per week. Allowance of palm fruits.	Dismissal or loss of tobacco	28.6.34	12,172	6,041	One settled	No.
Likomba Plantation ...	"Likomba" Kamerun Bananen Gesellschaft.	24.9.35	12	8	9	13	1,472	16	32	Yes	Yes	5d.-6d.	3 lb. rice, 1 lb. fish, ½ lb. salt and 17 lb. cocoyams per week.	Dismissal	28.7.34	15,672	4,632	No	No.
Molwe Plantation ...	Molwe Plantation Company.	27.11.35	7	3	10	9	1,456	10	54	Yes	Yes	4d.-5d.	9 kg. cocoyams or ½ kg. rice or equivalent plantains, ½ kg. fish. Allowance of palm fruits.	Dismissal	24.7.34	34,000	6,976	One settled	No.
Holtfoth Plantation ...	Otto Holtfoth ...	26.9.35	4	1	2	10	310	8	55	Yes	Yes	3d.-5d.	½ kg. fish, 3 kg. rice or equivalent amount of cocoyams or plantains, allowance of salt and palm oil as desired. Groundnuts farm provided.	Dismissal	27.7.34	1,617	1,617	One groundless	No.
Bwanga Estate, United Africa Company, Ltd.	United Africa Co., Ltd.	25.9.35	1	1	1	7	200	18	32	Yes	Yes	4d.-6d.	½ kg. saltfish a week, 3 kg. rice once a week and equivalent amount of cocoyams on remaining five days of week. Allowance of salt.	Dismissal	27.7.34	1,125	500	Five groundless	No.
Ombe Plantation ...	Rein and Wessel ...	25.9.35	2	2	7	4	120	34	45	Yes	Yes	4d.-5d.	1 lb. dried fish, 1½ oz. salt, 10 lb. rice or 10 lb. plantains weekly. All palm trees free for labourers' use.	Dismissal	19.12.34	603	395·5	No	No.
Bibundi, including Isongo and Mokundange Plantations.	Bibundi Aktiengesellschaft.	6.11.35	5	1	6	16	751	48	100	Yes	Yes	4½d.-3/-	50 gr. stockfish, 70 gr. saltfish, 1 lb. rice or 3 kg. plantains and 22 gr. salt.	Dismissal	15.12.34	32,100	4,919	No	No.
Idenau Estate ...	Messrs. Idenau Estate, Limited.	13.11.35	2	3	7	2	306	30	70	Yes	Yes	4½d.	1 lb. rice daily or equivalent garri or cocoyams or plantains, ½ lb. salt, 1 lb. fish weekly. Allowance of palm fruits.	Dismissal	16.12.34	9,884	3,663	No	No.
Debundscha Plantation	Debundscha Pflanzung, Berlin.	11.12.35	2	1	3	1	60	18	100	Yes	Yes	4d.-6d.	3-4 lb. garri, 1 lb. rice, 1 lb. stockfish, plantains and bananas free.	Dismissal	17.12.34	4,329	731	No	No.
Oschelhausen Plantation	Wilhelm Scipio Mannheim, Germany.	6.11.35	2	—	—	2	106	30	80	Yes	Yes	4½d.-5d.	2½ lb. rice, 1 lb. stockfish, 4 oz. salt per week. Plantains, palm fruits and bananas free.	Dismissal	15.12.34	4,940	1,672	No	No.
Isobi Plantation ...	Landed Proprietor: Bibundi A.G. taken on lease by Karl Proevig.	13.11.35	1	—	1	11	152	7	30	Yes	Yes	6d.-6d.	4 kg. rice, ·300 kg. stockfish, ·50 kg. salt per week. Allowance of palm fruits.	Dismissal	17.12.34	440	350	No	No.



Year	Area	Production	Value
1911	20,11.50	West African Islands Kenya Co., Victoria	W.A.F.V. Bole
1912	do.	do.	W.A.F.V. Nyam and Sachanal Bole
1913	do.	do.	W.A.F.V. Molyko Plantation
1914	15,41.50	do.	W.A.F.V. Trina Alford Plantation, Mississippi
1915	17,11.50	do.	W.A.F.V. Bimble
1916	22,11.50	N. Y. Handelma- schmidt "Tropic"	Kenia Plantation
1917	21,11.50	African Fruit Com- pany, Harburg	African Fruit Company
1918	24,2.50	"Lakonia" Harburg Plantation	Lakonia Plantation
1919	27,41.50	Molise Plantation Company	Molise Plantation



## LABOUR ON PLANTATIONS: INSPECTION REPORTS.

Name of Plantation.	Name of Owner.	Date Inspected.	Number of European Staff.	Number of African Staff.			Number of Labourers.	Proportion who have Wives.	Proportion who are permanent.	Are Labourers' Huts satisfactory?	Is Sanitation satisfactory?	Wages.	Ration Scale.	Means of Discipline.	Date of last Inspection.	Area of Estate.	Area Cultivated.	Any Complaints by Labour	
				Clerks.	Over-seers.	Artisans.												During Inspection?	During previous three months?
Bai ... ..	United Africa Company	4.10.35	1	2	1	4	238	25	60	Yes	Yes	Per day, 4d.-5d.	12 cocoyams or garri or rice, also salt weekly.	Dismissal	20.3.34	Area, 1,085	Area, 1,585	No	No.
Mangongo Estate ...	Otto Hilbert ... ..	29.11.35	1	1	1	—	21	33	71	Adequate	Yes	4d.	10 fingers plantains, fish, rice; salt to the value of 1d.	Fines and Dismissal	16.3.34	1,226	300	Yes	No.
Mango River Timber Commission.	United Africa Company	14.9.35	1	10	3	6	510	15	71	Yes	Yes	4d.-7d.	1s. 6d. per week.	Dismissal	25.9.34	—	—	No	No.
Kamerun Eisenbahn Gesellschaft Estate, Tombel.	K. E. G. ... ..	12.9.35	5	2	1	6	557	7	30	Yes	Yes	3d.	2lb. rice, ½ lb. fish, 3d. plantains.	Dismissal	16.2.35	17,200	1,330	No	No.
Mukonje Estate ...	Kamerun Kaatshuk Compagnie.	24.9.35	8	3	20	28	834	8	—	Yes	Adequate	6d.-5d.	2 lb. rice, ½ lb. fish weekly, oil fruit as required, cocoyams or plantains daily.	Fines	15.3.35	6,250	4,500	No	No.
Ikaasa Estate ... ..	Gesellschaft Sued-Kamerun.	5.11.35	1	1	1	3	77	19	91	Satisfactory		3d.-6d.	6 cups garri or 3 cups rice or 12-15 fingers plantains or 1 bottle oil.	Dismissal	7.11.34	17,375	1,130	No	No.
Ndian Estate ... ..	United Africa Company	4.11.35	3	4	4	20	640	12	75	Excellent	Yes	3d.-6d.	Garri, rice, plantains, cocoyams or palm oil.	Dismissal	9.11.34	6,450	6,420	No	No.
Bavo-Bongo ... ..	Deutsch West-afrikanische Handelsgesellschaft.	10.11.35	4	7	5	12	1,000	15	100	Yes	Yes	3d.-5d.	Palm oil, 1 lb. rice, ½ lb. garri or 5 lb. cocoyams per week, ½ lb. salt and ½ lb. stockfish.	Dismissal	21.11.34	20,280	4,000	No	No.
Scheitlin's Plantation, Tombel.	G. Scheitlin ... ..	11.9.35	2	1	2	—	45	24	—	—	—	3d.-6d.	½ daily.	Dismissal	26.11.34	200	103	No	No.



1914-15

Revenue in Lakhs

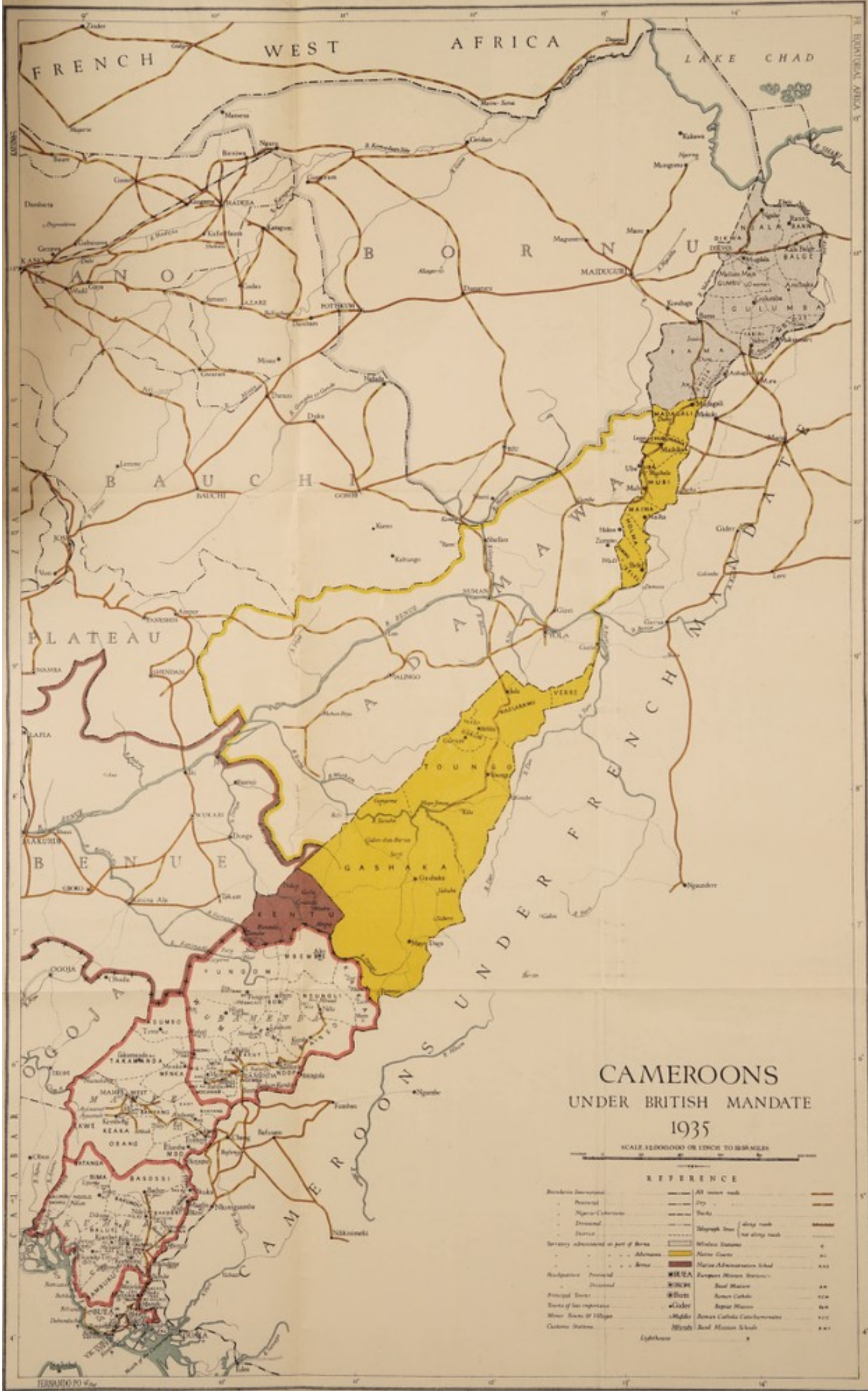
Revenue in Lakhs

Revenue in Lakhs


Year	Revenue in Lakhs	Revenue in Lakhs	Revenue in Lakhs
1914-15	100.00	100.00	100.00
1915-16	100.00	100.00	100.00
1916-17	100.00	100.00	100.00
1917-18	100.00	100.00	100.00
1918-19	100.00	100.00	100.00
1919-20	100.00	100.00	100.00
1920-21	100.00	100.00	100.00
1921-22	100.00	100.00	100.00
1922-23	100.00	100.00	100.00
1923-24	100.00	100.00	100.00
1924-25	100.00	100.00	100.00
1925-26	100.00	100.00	100.00
1926-27	100.00	100.00	100.00
1927-28	100.00	100.00	100.00
1928-29	100.00	100.00	100.00
1929-30	100.00	100.00	100.00
1930-31	100.00	100.00	100.00
1931-32	100.00	100.00	100.00
1932-33	100.00	100.00	100.00
1933-34	100.00	100.00	100.00
1934-35	100.00	100.00	100.00
1935-36	100.00	100.00	100.00
1936-37	100.00	100.00	100.00
1937-38	100.00	100.00	100.00
1938-39	100.00	100.00	100.00
1939-40	100.00	100.00	100.00
1940-41	100.00	100.00	100.00
1941-42	100.00	100.00	100.00
1942-43	100.00	100.00	100.00
1943-44	100.00	100.00	100.00
1944-45	100.00	100.00	100.00
1945-46	100.00	100.00	100.00
1946-47	100.00	100.00	100.00
1947-48	100.00	100.00	100.00
1948-49	100.00	100.00	100.00
1949-50	100.00	100.00	100.00
1950-51	100.00	100.00	100.00
1951-52	100.00	100.00	100.00
1952-53	100.00	100.00	100.00
1953-54	100.00	100.00	100.00
1954-55	100.00	100.00	100.00
1955-56	100.00	100.00	100.00
1956-57	100.00	100.00	100.00
1957-58	100.00	100.00	100.00
1958-59	100.00	100.00	100.00
1959-60	100.00	100.00	100.00
1960-61	100.00	100.00	100.00
1961-62	100.00	100.00	100.00
1962-63	100.00	100.00	100.00
1963-64	100.00	100.00	100.00
1964-65	100.00	100.00	100.00
1965-66	100.00	100.00	100.00
1966-67	100.00	100.00	100.00
1967-68	100.00	100.00	100.00
1968-69	100.00	100.00	100.00
1969-70	100.00	100.00	100.00
1970-71	100.00	100.00	100.00
1971-72	100.00	100.00	100.00
1972-73	100.00	100.00	100.00
1973-74	100.00	100.00	100.00
1974-75	100.00	100.00	100.00
1975-76	100.00	100.00	100.00
1976-77	100.00	100.00	100.00
1977-78	100.00	100.00	100.00
1978-79	100.00	100.00	100.00
1979-80	100.00	100.00	100.00
1980-81	100.00	100.00	100.00
1981-82	100.00	100.00	100.00
1982-83	100.00	100.00	100.00
1983-84	100.00	100.00	100.00
1984-85	100.00	100.00	100.00
1985-86	100.00	100.00	100.00
1986-87	100.00	100.00	100.00
1987-88	100.00	100.00	100.00
1988-89	100.00	100.00	100.00
1989-90	100.00	100.00	100.00
1990-91	100.00	100.00	100.00
1991-92	100.00	100.00	100.00
1992-93	100.00	100.00	100.00
1993-94	100.00	100.00	100.00
1994-95	100.00	100.00	100.00
1995-96	100.00	100.00	100.00
1996-97	100.00	100.00	100.00
1997-98	100.00	100.00	100.00
1998-99	100.00	100.00	100.00
1999-00	100.00	100.00	100.00
2000-01	100.00	100.00	100.00
2001-02	100.00	100.00	100.00
2002-03	100.00	100.00	100.00
2003-04	100.00	100.00	100.00
2004-05	100.00	100.00	100.00
2005-06	100.00	100.00	100.00
2006-07	100.00	100.00	100.00
2007-08	100.00	100.00	100.00
2008-09	100.00	100.00	100.00
2009-10	100.00	100.00	100.00
2010-11	100.00	100.00	100.00
2011-12	100.00	100.00	100.00
2012-13	100.00	100.00	100.00
2013-14	100.00	100.00	100.00
2014-15	100.00	100.00	100.00

1000











# Reports, etc., of Imperial and Colonial Interest

## MIGRATION.

Report to the Secretary of State for Dominion Affairs of the Inter-Departmental Committee on Migration Policy. [Cmd. 4689.] 1s. 6d. (1s. 8d.).

## MALTA.

Report of Royal Commission, 1931. [Cmd. 3993.] 3s. 6d. (3s. 11d.).  
Minutes of Evidence. [Colonial No. 68.] 5s. (5s. 9d.).

## IMPERIAL CONFERENCE, 1930.

Summary of Proceedings. [Cmd. 3717.] 2s. (2s. 2d.).  
Appendices to the Summary of Proceedings. [Cmd. 3718.] 4s. (4s. 4d.).  
Report of the Conference on Standardisation. (Including Resolutions adopted by the Imperial Conference). [Cmd. 3716.] 3d. (3½d.).

## COLONIAL OFFICE CONFERENCE, 1930.

Summary of Proceedings. [Cmd. 3628.] 2s. (2s. 2d.).  
Appendices to the Summary of Proceedings. [Cmd. 3629.] 3s. (3s. 3d.).

## KENYA.

Native Affairs Department Annual Report for 1932. 3s. (3s. 4d.).  
Report by the Financial Commissioner (Lord Moyne) on Certain Questions in Kenya. May, 1932. [Cmd. 4093.] 2s. (2s. 2d.).

## KENYA, UGANDA, AND THE TANGANYIKA TERRITORY.

Railway Rates and Finance. Report by Mr. Roger Gibb, September, 1932. [Cmd. 4235.] 1s. 6d. (1s. 7d.).

## TANGANYIKA TERRITORY.

Report by Sir Sydney Armitage Smith, K.B.E., C.B., on a Financial Mission. [Cmd. 4182.] 2s. 6d. (2s. 8d.).  
East African Agricultural Research Station, Amani. Sixth Annual Report, 1933-34. [Colonial No. 100.] 1s. (1s. 1d.).

## BECHUANALAND PROTECTORATE.

Financial and Economic Position. Report of Commission, March, 1933. [Cmd. 4368.] 3s. 6d. (3s. 9d.).

## SWAZILAND.

Financial and Economic Situation. Report of Commission. [Cmd. 4114.] 2s. 6d. (2s. 9d.).

## MALAYA.

Report of Brigadier-General Sir S. H. Wilson, G.C.M.G., K.C.B., K.B.E., on his visit during 1932. [Cmd. 4276.] 1s. (1s. 1d.).

## SEYCHELLES.

Financial Situation. Report of Commission, July, 1933. [Colonial No. 90.] 1s. 3d. (1s. 5d.).

## MAURITIUS.

Financial Situation. Report of Commission, December, 1931. [Cmd. 4034.] 4s. 6d. (4s. 10d.).

## WEST INDIES.

Report of the Closer Union Commission. (Leeward Islands, Windward Islands, Trinidad and Tobago.) [Cmd. 4383.] 1s. (1s. 1d.).  
Report of a Commission appointed to consider problems of Secondary and Primary Education in Trinidad, Barbados, Leeward Islands, and Windward Islands. [Colonial No. 79.] 2s. (2s. 2d.).

## BRITISH HONDURAS.

Financial and Economic Position. Report of Commissioner, March, 1934. [Cmd. 4586.] 4s. 6d. (4s. 10d.).

## BRITISH GUIANA.

Financial Situation. Report of Commission, June, 1931. [Cmd. 3938.] 1s. (1s. 2d.).

## THE LEEWARD ISLANDS AND ST. LUCIA.

Report by Sir Sydney Armitage Smith, K.B.E., C.B., on a Financial Mission, October, 1931. [Cmd. 3996.] 2s. (2s. 2d.).

## PALESTINE.

Report on Immigration, Land Settlement and Development, by Sir John Hope Simpson, C.I.E., 1930. [Cmd. 3686.] 3s. (3s. 3d.).  
Appendix to Report, containing Maps. [Cmd. 3687.] 2s. (2s. 3d.).

*All prices are net. Those in brackets include postage.*

Obtainable from

**HIS MAJESTY'S STATIONERY OFFICE**

LONDON: Adastral House, Kingsway, W.C.2;  
EDINBURGH 2: 120, George Street; MANCHESTER 1: York Street;  
CARDIFF: 1, St. Andrew's Crescent; BELFAST: 80, Chichester Street;  
or through any Bookseller



## COLONIAL ANNUAL REPORTS

H.M. Stationery Office publishes the Annual Reports on the Social and Economic Progress of the Peoples of the Colonies and Protectorates, most of which contain a map of the Dependency concerned. More than 40 Reports appear each year and they are supplied at the Subscription price of 50s. per annum. (This rate does not include Mandated Territories.) Individual Reports may also be purchased and standing orders placed for their annual supply.

BAHAMAS.  
BARBADOS.  
BASUTOLAND.  
BECHUANALAND PROTECTORATE.  
BERMUDA.  
BRITISH GUIANA.  
BRITISH HONDURAS.  
BRITISH SOLOMON ISLANDS PRO-  
TECTORATE.  
BRUNEI, STATE OF.  
CAYMAN ISLANDS (JAMAICA).  
CEYLON.  
CYPRUS.  
FALKLAND ISLANDS.  
FEDERATED MALAY STATES.  
FIJI.  
GAMBIA.  
GIBRALTAR.  
GILBERT & ELLICE ISLANDS.  
GOLD COAST.  
GRENADA.  
HONG KONG.  
JAMAICA.  
JOHORE.

KEDAH AND PERLIS.  
KELANTAN.  
KENYA COLONY & PROTECTORATE.  
LEEWARD ISLANDS.  
MAURITIUS.  
NEW HEBRIDES.  
NIGERIA.  
NORTHERN RHODESIA.  
NYASALAND.  
ST. HELENA.  
ST. LUCIA.  
ST. VINCENT.  
SEYCHELLES.  
SIERRA LEONE.  
SOMALILAND.  
STRAITS SETTLEMENTS.  
SWAZILAND.  
TONGAN ISLANDS PROTECTORATE.  
TRENGGANU.  
TRINIDAD & TOBAGO.  
TURKS & CAICOS ISLANDS.  
UGANDA.  
ZANZIBAR PROTECTORATE.

---

## MANDATED TERRITORIES

Annual Reports are published on the undermentioned territories administered by H.M. Government under mandate from the League of Nations.

PALESTINE AND TRANS-JORDAN.    BRITISH CAMEROONS.  
TANGANYIKA TERRITORY.        BRITISH TOGOLAND.

*Further particulars as to the latest reports and prices obtainable from  
the Sale Offices of*

HIS MAJESTY'S STATIONERY OFFICE

---

## CROWN AGENTS FOR THE COLONIES.

Publications issued by the Governments of British Colonies, Protectorates, and Mandated Territories, can be obtained from the CROWN AGENTS FOR THE COLONIES, 4, Millbank, Westminster, S.W.1. They include Departmental Reports, Laws, Handbooks, etc.