

**Proceedings at the eleventh anniversary meeting of the Hunterian Society, held on the 10th of February, 1830, with the report and list of officers and members.**

**Contributors**

Hunterian Society.

**Publication/Creation**

London : Printed by Teape and son, 1830.

**Persistent URL**

<https://wellcomecollection.org/works/em8sr5fs>

**License and attribution**

This work has been identified as being free of known restrictions under copyright law, including all related and neighbouring rights and is being made available under the Creative Commons, Public Domain Mark.

You can copy, modify, distribute and perform the work, even for commercial purposes, without asking permission.



Wellcome Collection  
183 Euston Road  
London NW1 2BE UK  
T +44 (0)20 7611 8722  
E [library@wellcomecollection.org](mailto:library@wellcomecollection.org)  
<https://wellcomecollection.org>

James Field

3

PROCEEDINGS

AT THE

ELEVENTH

ANNIVERSARY MEETING

OF THE

HUNTERIAN SOCIETY,

HELD

ON THE 10th OF FEBRUARY, 1830,

WITH

THE REPORT

AND

LIST OF OFFICERS AND MEMBERS.

.....

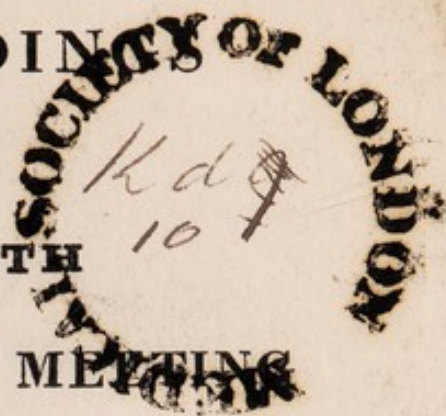
Society instituted, February 1819.

.....

LONDON:

PRINTED BY TEAPE AND SON, TOWER-HILL.

1830.





Digitized by the Internet Archive  
in 2019 with funding from  
Wellcome Library

**ELEVENTH**  
**ANNIVERSARY MEETING,**

FEB. 10, 1830.

---

*ARCHIBALD BILLING, M. D.*

IN THE CHAIR.

---

THE Secretary having read the Report of the Council, it was

RESOLVED,

1st. That the Report now read be approved, and read at the Dinner to-morrow.

RESOLVED,

2ndly. That the cordial thanks of this Meeting be presented to Dr. Billing, for his great attention to his duties as President, and for the interest he has taken in the Society's proceedings during the year.

## RESOLVED,

3rdly. That the thanks of this Meeting be presented to the Vice-Presidents, J. A. Gordon, M. D. E. A. Lloyd, Esq. T. Davies, M. D. G. W. Macmurdo, Esq.

## RESOLVED,

4thly. That the thanks of this Meeting be presented to the Treasurer, Dr. B. G. Babington.

## RESOLVED,

5thly. That the thanks of this Meeting be presented to the Council, for their efficient discharge of the duties entrusted to them.

The Ballotting Lists were now delivered, and the Officers named at page 7, were elected for the ensuing year.

## RESOLVED,

6thly. That the thanks of this Meeting be presented to the Secretaries, Dr. Conquest, and Mr. Cooke.

On the following day, at five o'clock, a numerous Meeting assembled at the London Tavern, Bishopsgate-street, Dr. Billing in the Chair, when an

Oration on Puerperal Peritonitis was delivered by Dr. Conquest;—and afterwards the Members and Friends of the Society dined together.

At the Dinner, among other circumstances indicating the growing interest felt by the Members in the prosperity of the Society, it was announced that Dr. Pierce had liberally placed at the disposal of the Council a Gold Medal, of the value of Ten Guineas, for the best Essay on any subject they may select;—to be presented at the next Anniversary. Early notice will be given of the subject.


The following Gentlemen offered themselves as Stewards for the next Dinner:—Rev. J. W. Bellamy, R. H. Marten, Esq. A. Billing, M. D. John Whiting, M. D. F. W. Bossy, Esq. E. A. Lloyd, Esq. William Gaitskell, Sen. Esq. Lewis Leese, Jun. Esq.

---

THE following sketch of the Society's history will not be wholly uninteresting to the younger members. The Society was instituted in 1819, to afford opportunity of conference to medical men residing at a distance from the then existing societies. The preliminary meetings were held first in Great Prescott-street, Goodman's-fields, and afterwards in New Basinghall-street, and at the King's Head in the Poultry. Sir William Blizard became the first President, and by special request held the office during three years. The late Dr. Robinson, Dr. Babington, Benjamin Travers, Esq. and Dr. Billing, succeeded him in the chair. Dr. Robinson held the ~~the~~ <sup>ef</sup> office of Treasurer from 1819 until his decease in 1828, and was succeeded by Dr. Benjamin Babington. The present Medical Secretary has filled the office since the organization of the Society, and the Surgical Secretary (who had performed the provisional duties) has been associated with him since the end of the first year, during which Mr. Armiger held the appointment. The meetings for discussion were held, by permission, in the committee-room of the London Orphan Asylum, St. Mary Axe, until February, 1821, when the Society removed to the room it now occupies.

---

**OFFICERS**  
 OF THE  
**HUNTERIAN SOCIETY,**  
 FOR THE YEAR  
 1830.



**President.**

THOMAS CALLAWAY, Esq.

**Vice-Presidents.**

T. DAVIES, M.D.		JOHN MACBRAIRE, M.D.
E. A. LLOYD, Esq.		G. W. MACMURDO, Esq.

**For the Oration of 1831.**

CHARLES ASTON KEY, Esq.

**Treasurer.**

B. G. BABINGTON, M.D.

**Secretaries.**

J. T. CONQUEST, M.D. F.L.S.	WILLIAM COOKE, Esq.
-----------------------------	---------------------

**Council.**

A. BILLING, M.D.		JOHN MILES, Esq.
T. BEVAN, Esq.		T. PORTER, Esq.
T. W. CHALDECOTT, Esq.		A. M. RANDALL, Esq.
JOHN LAKE, Esq.		J. ROBERTS, Esq.
CHARLES LAW, Esq.		T. WHEELWRIGHT, Esq.
LEWIS LEESE, Jun. Esq.		JOHN WHITING, M.D.



**MEETINGS**  
OF THE  
**HUNTERIAN SOCIETY,**

HELD AT  
*No. 18, ALDERMANBURY.*

1830.		OCTOBER .. 6	C
FEBRUARY 24		" 20	
MARCH .. 10	C	NOVEMBER. 3	C
" 24		" 17	
APRIL ... 7	C	DECEMBER. 1	C
" 21		" 15	
MAY .... 5	C	" 29	
" 19		1831.	
JUNE ... 2	C	JANUARY .. 12	C
" 16		" 26	
" 30		FEBRUARY. 9	Annual Election C
		" 10	Anniversary Oration and Dinner.

At the Meetings of the Society, the Chair is taken at  
8 o'Clock PRECISELY.

C. Meetings of Council, when the Chair is taken at Half-past  
7 o'Clock PRECISELY,

# REPORT

PRESENTED BY THE COUNCIL OF

## THE HUNTERIAN SOCIETY,

TO THE

**ELEVENTH ANNIVERSARY MEETING,**

*Held February 10th, 1830.*

---

THE Council, in presenting their Report, feel that it will not be unseasonable very briefly to advert to some of the numerous advantages which arise from social discussions. They consider this as one of the most easy and successful methods of preserving the recollection of facts—of rousing attention to phenomena apt to pass unobserved—and of improving the powers of perception and discrimination. By free conference and discussion among men varying in their talents and bias, difficult points are most successfully elucidated. The subject is represented in all its forms and bearings: one individual supplies light from past ages—another from the purer sources of the present—and all combine the testimony of their own observations and experience. In this way, occurrences related to one another, but having appearances of dissimilarity—and others seemingly analogous, but widely different—are seen in their true characters; so that obscure and mistaken facts, of

high importance, which otherwise would have been lost, are made subservient to the knowledge and treatment of disease.

Another circumstance which the Council regard as adding to the advantages of such associations, is, that they contribute to settle public confidence. In the advances of intellect, *the people* have become enlightened and inquisitive—and are less liable than ever to be deceived by spurious or merely authorizing titles, or by the inflated boasting of meagre conceit. They are more capable, and more desirous than ever, of distinguishing the man of competent acquirement: they have greater familiarity with the habits and pursuits of medical men than might be imagined—and the man who honorably devotes himself to investigations which best qualify him to sustain high accountability will not fail of his reward in public estimation.

The Council are desirous that the community should know that the guardians of public health are students not merely during initiation; but that, with persevering energy of mind, throughout life—in anxious thought—in dangerous, and often fatal researches—as well as in the chamber of the sick; and by generous association, as well as by insulated enquiries—they are endeavouring to unravel the mysteries of human suffering. Sustained by integrity of motive, and by the gratitude and kind consideration of those to whom

they may have faithfully endeavoured to administer succour, they do not weary in well doing. They wish it known, too, that actuated by feelings of humanity, the profession make common property of every discovery likely to benefit mankind. Concealment, as well as specious promises, belongs to the empiric—and the Council believe that nothing will so effectually counteract the influence of empiricism, disabuse the public respecting it, and save them from being its dupes and victims, as the humane and liberal exercise of the principles of a compassionate philosophy, elicited, fostered, and diffused in well-constituted associations for the advancement of medical knowledge.

Other advantages to which the Council would advert, are personal. The meeting of educated men distinguished by their social virtues, to whom nature has imparted a principle of benevolence, and who are zealous for the cultivation of their art; who have no desire of imposing their sentiments or hypotheses; who confer and discuss, not for disputation, but for truth; and who feel a generous pleasure in its discovery, though themselves convicted of some previous error—cannot fail of elevating their character, of advancing their intellectual and moral qualities, and of giving them a higher rank among the *great* and the *good* of their species.

The following epitome of the subjects brought under consideration, will attest the unity of the Society's design and tendency :

*Diseases of the Head.*

A cyst in the brain—supposed to be hydatid—connected with caries of the inner table of the frontal bone. The patient was a young lady, and her chief suffering was in the frontal sinuses, with great discharges from the nostrils.

Tumours in the brain, and abscesses from tubercle—an instance of.

Encysted abscess in the brain, containing glairy pus—numerous vessels extending into the cyst—caries of the temporal bone—but without connexion between this and the abscess. The affection of the brain supposed to have arisen from disease of the ear. Another instance of abscess in the brain, the result of fracture of the cranium. In a third instance, the abscess had tubercles co-existent with it—and the progress of the disease was strongly marked, from the hardness and density of one tubercle, and the pulpiness of another, to the state of perfectly formed pus in the abscess.

Softening of some portions of the brain and hardening of others—a case of—in a strumous subject. The insidiousness of these affections, and the power of accommodation possessed by the brain demonstrated—and proofs that absorption takes place adduced.

Chronic hydrocephalus—instances related in which tapping was resorted to. In two the operation seemed beneficial; in the third, the child died from irritation.

Affections of the head from teething—and paralysis—said to occur frequently from this cause.

#### *Affections of the Thorax.*

Heart—retroversion of the aortic valves described as an occurrence not very unfrequent, and generally producing hypertrophy—or increasing it if previously existing.

Malformations of the heart:—

- 1st. The pericardium a fine pellicle, like the coat of an hydatid, and containing serous fluid. The foramen ovale open—hypertrophy of the right ventricle, and the aorta proceeding from it. The left auricle received the four

pulmonary veins. The parietes of the left ventricle thinned, and the pulmonary artery proceeding thence. Free communication between the two arteries by the ductus arteriosus. Child lived twelve months.

2nd. The foramen ovale large. The ostium venosum extremely small. The right ventricle in a state of hypertrophy, and so contracted as scarcely to contain a pea. The pulmonary artery impervious at its origin, and this artery and the aorta communicating by the ductus arteriosus. Died at three months.

3rd. No pulmonary artery—the deficiency supplied by the bronchial arteries. Lividness of the skin. Died of phthisis at sixteen years.

4th. Aorta and pulmonary artery from the right ventricle. A communication between the ventricles through the septum. No lividness. Died at ten years.

5th. Single heart—one artery and one ventricle—heart turned to the right side, and the ductus arteriosus appeared to supply the place of the pulmonary artery. The pulmonary veins of

the left lung terminated in the left subclavian vein—those of the right lung in the vena portarum. No lividness. Died at six months.

**Pericarditis**—false membrane, with affections of liver, pancreas, and other viscera—a case in which there never appeared any affection of the respiratory or circulating organs. Other cases also of pericarditis in which the usual signs had not appeared. It was suggested that the early symptoms of disease were often overlooked. Case in which pericarditis came on and terminated fatally in the course of recovery from an injury of the head. Metastasis to the heart said to be frequent in such injuries.

**Heart affections connected with mania, temporary delirium, chorea, rheumatism, &c.** A melancholy case was related, in which affection of the heart, rheumatism, and chorea were co-existent.

**Rupture of the Heart**—a case of—the preceding symptoms being those of **Dyspepsia**.

**Hypertrophy of the heart, with fatty degeneracy** in an old gentleman who had long suffered excessive dyspnœa.

**Medullary tubera in the substance of the heart**—a case of.



Functional diseases of the heart sometimes distinguished with difficulty from organic diseases—an instance related, in which paroxysms like those of angina pectoris came on after rheumatism of the heart.

Rupture of the aorta under mental perturbation. The lining of the vessel was ulcerated, and blood had insinuated itself between the fibrous and cellular coats—and burst into the pericardium.

### *Lungs.*

Gangrene of the lungs—sometimes taking place on the external surface in the form of eschar—or it may take place within the substance. The part softens and the matter is extremely offensive. Hæmorrhage often occurs.

Abscess of the lung unconnected with tubercle, very rare. Some cases related in which the abscess burst outwardly, so that not only pus escaped; but a stream of air issued from the wound, and yet the patients recovered.

Tissues of the lungs—the importance, in a pathological point of view, of ascertaining whether the mucous membrane of the air tubes is continued into the cells.

Vegetations in the larynx of a child *æt.* 3.—There was defective voice from birth—death occurred under signs of suffocation. Other cases related in which the vegetations were supposed to arise from chronic inflammation. They were within the sacculus laryngis or chordæ vocales. Signs of affection of the larynx sometimes produced by pressure on the trachea. Instance of warty excrescences in the larynx of a greyhound bitch perpetuated in her puppies.

Mucous membrane of the trachea frequently affected by teething.

An instrument for the purpose of inspecting the glottis, denominated a glottiscope, exhibited to the society, invented by one of its members.

Hereditary tendency to aphonia—owing to relaxation of the mucous membrane.

Empyema—elucidation of the origin and diagnosis by reference to casts—the resources of nature in diminishing the cavity after the operation of paracentesis pointed out, and the best mode of operating described—as well as the encouraging results of the operation.

*Diseases of the Abdomen.*

Ascites.—The superior advantages of the acetate of potash taken whilst effervescing stated. How far paracentesis is useful when ascites arises from diseased liver considered. Cholica Pictonum. Several instances related of the advantages of blistering the whole limb in paralysis from lead. The cholic in these cases imputed to paralysis not spasm. The extensor muscles reported to be more frequently paralyzed than the flexor.

Intestinal Obstruction—case in which it arose from a portion's being contorted on itself, and adhesive inflammation's having taken place.

Spleen—case of enlargement of—where portions were converted into tubercles of the medullary character, accompanied with glandular enlargements.

*IV. Diseases of the Pelvic and Urinary Organs.*

Abortion—some cases related—in which the removal of the ovum from the os uteri appeared to restrain the hæmorrhage.

Uterine hæmorrhage—a case in which a profuse discharge of purely arterial blood occurred—where the superacetate of lead, in grain doses, with

opium was effectual. Other cases related, in which two or three grains were given with opium beneficially.

Chronic inflammation of the uterus—a case, in which the horizontal position, cold injections, cautious diet, and diluted ointment of nitrate of mercury, were beneficial.

Ulceration of the uterus:—The necessity of distinguishing malignant from simple ulceration. Instance in which ulceration commencing in the lining membrane eroded the parietes so as to open into the abdomen. Frequent hæmorrhage had occurred, and when it was supposed the peritoneal coat gave way a state of collapse came on.

Polypus uteri:—case, in which the polypus was occasionally drawn within the uterus so as not to be felt.

Puerperal mania—the paroxysms recurring at intervals, connected with irregular action of the heart.

Puerperal affections—simulating puerperal peritonitis. The results of treatment, as well as the examination in a fatal case, shewing that no inflammation existed. Aphthous ulcerations sometimes occurring. An instance related of puerperal peritonitis, in

which the mucous membrane of the duodenum also was inflamed, and caused bilious diarrhœa—modifying the symptoms of peritonitis.

Extra-uterine fœtation—the bones passing per anum—the fœtus having been retained nine years before they began to pass. In another case the fœtus had been retained twelve years, two confinements having taken place within the time.

Phlegmasia dolens—the inflamed state of the veins usual in this affection exhibited. Cases were related of inflammation in the superficial and deep-seated veins without producing this affection.

Lithotrity—case of its performance related—the details connected with new instruments fully submitted.

Vesical calculi—whose nucleus was fecal matter, owing to a connexion between the bladder and colon.—Cases also were related, in which the patients could jump from a table without inconvenience, although stone existed.

Prostatic calculi—case in which 1200 grains of phosphate-of-lime-calculus were removed. Instance in which large portions of these calculi were broken down and removed per urethram.

Bladder—sympathetic affection of—resembling stone—  
from dentition, successively affecting all the chil-  
dren of a family.

Hæmorrhoids—fatal instances from tying, owing to in-  
flammation of the veins. Pressure and turpentine  
always effectual in repressing the hæmorrhage  
after excision, though sometimes profuse.

#### V. *Miscellaneous Subjects.*

Arteries—the contraction of, when injured or cut down  
upon, so that the vessel appears a white cord,  
having no pulsation, and not bleeding when first  
divided.

Blood—oil found in—ether being its proper solvent,  
existing in largest quantity in milky serum, and  
found in a diabetic patient in the proportion of  
3 grains to 100 grains serum. It melts at 90°,  
greases the fingers, stains paper, and is of a  
bright yellow colour.

Ulna—dislocation of, backwards and inwards—on the  
ulnar nerve—causing a sense of excessive weight.

Iodine—its use in diseased joints—bronchocele and  
lepra vulgaris—considered most efficacious as an  
external application, when applied to the blistered  
surface.

The Council might have greatly amplified this detail by citation from the minutes—but they feel it necessary to refer to those records, and to proceed to other topics on which they have to deliver a statement. The Library has received accessions from the following sources:—

Earl Stanhope's Address to the Medico-Botanical Society. *Presented by his Lordship.*

The Medical Gazette. 2 vols. *By the Editor.*

Friend's Opera. *By Wm. Gaitskell, Sen. Esq.*

Transactions of the Edinburgh Medico Chirurgical Society. 3 vols. 8vo. *By R. H. Marten, Esq.*

Halliday on Lunatic Asylums. *By Ditto.*

Addison and Morgan on Poisons. *By Mr. Morgan.*

Shearman on Water in the Brain, and

Shearman on Debility and Indigestion. *By the Author.*

Bell on the Teeth. *By the Author.*

Valentine Hood on the Nervous System, *By the Author.*

*By Purchase.*

Cooper on the Female Breast.

Brown on the Human Mind.

Carus on Comparative Anatomy, 3 vols.

Home on Comparative Anatomy, 2 vols. 4to.

Cruveilheir's Anat. Patholog. folio.

Laennec on Diseases of the Chest. 3rd edit. *By Forbes.*

Bransby Cooper's Lectures on Anatomy.

Rhind on Worms.

Ure's Geology.

Hennen's Military Surgery.

Abercrombie on the Stomach.

Stanley on Lithotomy.

Dessault's Surgery. By Bichât.

The Council have likewise to announce, that from a desire to increase the utility of the library, they have directed that a complete catalogue should be printed. They consider the formation of a good library a great desideratum; and press the subject now on the consideration of the members and friends of the Society, because their donations, if given early, can be inserted in the catalogue, and will prevent a needless application of the funds in the purchase of works it may be in design to bestow.

Attendance is given a quarter of an hour before the commencement of business on the evenings of meeting, for the purpose of giving out books or of receiving them back.



## FINANCES.

RECEIPTS.	£.	s.	d.
By Balance in the Treasurer's hands, at the last Audit .....	54	16	4
By Subscriptions and Admission Fees .....	74	11	0
	<hr/>		
	129	7	4
Subscriptions and Fee in Arrear.....£6. 6s.			

## DISBURSEMENTS.

By purchase of Books, by Rent, Printing, Stationery, and Current Expenses.....	66	5	0
	<hr/>		
Balance in the Treasurer's Hands.....	£63	2	4
	<hr/> <hr/>		


JOHN WHITING, M. D. }  
JOHN ROBERTS. } Auditors.

*February 5, 1830.*

## HONORARY MEMBERS.

Sir William Blizard, Knt. F. R. S. *Devonshire-square*, Senior  
Surgeon to the London Hospital.

William Babington, M. D. F. R. S. *Aldermanbury*,



## ORDINARY MEMBERS.

James Adams, Esq. . . . . *Curtain-road*.

Samuel Ashwell, Esq. . . . . *Lime-square*.

Benjamin Guy Babington, M. D. *Finsbury-square*, Treasurer.

John Evans Beale, Esq. . . . . *Plaistow*.

Thomas Bell, Esq. F. R. S. . . . . *New Broad-street*, Lecturer  
on the structure and diseases of the Teeth, at Guy's Hospital.

Thomas Bevan, Esq. . . . . *Queen-street*.

Archibald Billing, M. D. . . . . *Bedford-place*, Physician to the  
London Hospital.

Frederick William Bossy, Esq. . *City-road*.

William Brennand, Esq. . . . . *New Broad-street*.

Thomas Brown, Esq. . . . . *St. Mary-Axe*.

Thomas Bull, Esq. . . . . *Finsbury-place*.

Thomas Callaway, Esq. . . . . *High-street, Borough*, Assistant  
Surgeon to Guy's Hospital.

T. W. Chaldecott, Esq. . . . . *St. Mary-Axe*.

John T. Conquest, M. D. F.L.S. *Finsbury-square*, Secretary,  
Physician Accoucheur to the City of London Lying-in  
Hospital, *City-road*, &c.

William Cooke, Esq. . . . . *Trinity-square*, Secretary.

William Daniel Cordell, Esq. . *Union-court, Broad-street*.

Thomas Hannam Crouch, Esq. *St. John's-street*.

Thomas Davies, M. D. . . . . *New Broad-street*, Assistant Phy-  
sician to the London Hospital.

Clarke Duchesne, Esq, . . . . . *White Lion-street*.

- John Dunston, Esq. F. L. S. . . . . *Broad-street*, Surgeon to St.  
Luke's Hospital.
- William Elliot, Esq. . . . . *Stratford*.
- Thomas Field, Esq. . . . . *Wilderness-row*.
- Montague Gosset, Esq. . . . . *George-st. Mansion-house*.
- James Alexander Gordon, M. D. *Finsbury-square*, Physician to  
the London Hospital.
- Henry Greenwood, Esq. . . . . *Horselydown*, Surgeon to the  
Surrey Dispensary.
- William Gaitskell, Esq. . . . . *Rotherhithe*.
- Frederick Greenfield, Esq. . . . . *21, Hart-street, Bloomsbury*.
- Alfred Hamilton, Esq. . . . . *Billiter-street*.
- Henry Hawkins, Esq. . . . . *Hackney-road*.
- George Hillyard, Esq. . . . . *Stockwell*
- J. Hooper, Esq. . . . . *Queen-street*.
- Kennedy Johnstone, Esq. . . . . *Dowgate-hill*.
- Aston Key, Esq. . . . . *St. Helen's-place*, Surgeon to  
Guy's Hospital.
- William Kingdon, Esq. . . . . *Bank-buildings*, Surgeon to the  
City Dispensary.
- John Christopher Knight, Esq. Infirmary for Children.
- John Lake, Esq. . . . . *Fore-street*.
- William Langmore, M. D. . . . . *King-street, Finsbury*.
- Charles Law, Esq. . . . . *Hoxton*.
- Lewis Leese, Esq. . . . . *South-street*, Surgeon to the  
East India Company.
- Lewis Leese, jun. Esq. . . . . *Broad-street-buildings*.
- John Liddle, Esq. . . . . *White Lion-street, Goodman's-  
fields*.
- Eusebius Arthur Lloyd, Esq. . . *Frederick-place*, Assistant Sur-  
geon to Bartholomew's Hospital.
- James Luke, Esq. . . . . *Broad-street*, Assistant Surgeon,  
and Lecturer at the London Hospital.
- John Macbraire, M. D. . . . . *Billiter-street*.
- Gilbert W. Macmurdo, Esq. . . . . *Broad-street*.
- W. G. Merrett, Esq. . . . . *Alie-street*.
- John Miles, Esq. . . . . *Throgmorton-street*.
- Edward Mitchell, Esq. . . . . *South-place, Finsbury*.

- John Morgan, Esq. . . . . *Broad-street-buildings*, Surgeon  
to Guy's Hospital.
- Zebulon Newington, Esq. . . . . *Spital-square*.
- Benjamin C. Pierce, M.D. F.L.S. *St. Helen's-place*.
- Thomas Porter, Esq. . . . . *Bishopsgate-street*.
- L. Powell, Esq. . . . . *Falcon-square*.
- Francis Ramsbotham, M. D. . . . . *New Broad-street*, Physician  
Accoucheur to the Royal Maternity Charity.
- Thomas Rance, Esq. . . . . *City-road*, Surgeon to the Lying-  
In Hospital, &c.
- Alfred Mayor Randall, Esq. . . . . *Finsbury Circus*.
- John Roberts, Esq. . . . . *Finsbury Circus*.
- Matthias Rowe, Esq. . . . . *Burton Crescent*.
- James Saner, Esq. . . . . *Finsbury-square*.
- James Saner, Jun. Esq. . . . . *Finsbury-square*.
- William Street, Esq. . . . . *Norwood*.
- Benjamin Travers, Esq. F. R. S. *Bruton-street*, Surgeon to St.  
Thomas's Hospital.
- Benjamin Wase, Esq. . . . . *Duke-street, West Smithfield*.
- Thomas Wheelwright, Esq. . . . . *Falcon-square*.
- John Whiting, M. D. . . . . *High-street, Borough*, Lecturer  
on the Theory and Practice of Medicine, Physician  
to the Surrey Dispensary.
- J. Winstone, Esq. . . . . *Charter-house-square*.
- John Wilson, Esq. . . . . *Northampton-square*.
- Williams, Esq. . . . . *Aldersgate-street*.

## CANDIDATE,

Bransby Cooper, Esq.



## CORRESPONDING MEMBERS.

- Josiah Anderson, Esq. . . . . *Carlisle*.
- Blest, M. D. . . . . *Valparaiso*.
- A. Blest, M. D. . . . . *Madras*.
- Barnes, M. D. . . . . *Carlisle*.
- Charles Butler, Esq. . . . . *Romford*.
- Cornelius Butler, Esq. . . . . *Brentwood*.

- Richard Chamberlain, Esq. . . . . *Jamaica.*  
 Al. Colson, M. D. . . . . *Noyon.*  
 Robley Dunglison, M. D. Professor of  
 Medicine, &c. . . . . *Charlottesville, Virginia.*  
 A. Dupau, D. C. . . . . *Paris.*  
 M. Andral Fils . . . . . *Paris.*  
 J. Fossati, M. D. . . . . *Pavia.*  
 Philip De La Garde, Esq. . . . . *Exeter.*  
 Thomas Gwynn, Esq. . . . . *Ellesmere.*  
 Edward Gwynn, Esq. . . . . *Wem.*  
 Francis Harris, Esq. . . . . *Croydon.*  
 Thomas Hope, Esq. . . . . *Chatham.*  
 Robert Huntley, Esq. . . . . *Staines.*  
 — Janson, D. C. . . . . *Lyons.*  
 John Langridge, Esq. . . . . *Staines.*  
 A. Manni, Esq. . . . . *Rome.*  
 Thomas Martin, Esq. . . . . *Reigate.*  
 L. Martinet, M. D. . . . . *Paris.*  
 J. Macfarland, Esq. . . . . *Madras.*  
 — Mortier, Esq. . . . . *Lyons.*  
 David Price, Esq. . . . . *Margate.*  
 Joseph Parrent, Esq. . . . . *Quebec.*  
 Dennis Philan, Esq. . . . . *Clonmell.*  
 William Robarts, Esq. . . . . *Burnham.*  
 James Rumball, Esq. . . . . *Barnet.*  
 David Stone, Esq. . . . . *Brasted.*  
 Thomas Salter, Esq. . . . . *Poole.*  
 John Symmonds, Esq. . . . . *Staines.*  
 — Serle, M. D. . . . . *Mexico.*  
 J. Taddei, M. D. . . . . *Florence.*  
 G. Taylor, Esq. . . . . *Kingston.*  
 John Tucker, Esq. . . . . *Exeter.*  
 Professor Valentine . . . . . *Nancy.*  
 Joseph Wickenden, Esq. . . . . *Birmingham.*

N. B. Written Communications on Medical Subjects, and Donations of  
 Books will be thankfully received.