

## **Specification of William Henry Gummer : stench trap.**

### **Contributors**

Gummer, William Henry.

### **Publication/Creation**

London : Great Seal Patent Office, 1866 (London : George E. Eyre and William Spottiswoode)

### **Persistent URL**

<https://wellcomecollection.org/works/s72c8b24>

### **License and attribution**

This work has been identified as being free of known restrictions under copyright law, including all related and neighbouring rights and is being made available under the Creative Commons, Public Domain Mark.

You can copy, modify, distribute and perform the work, even for commercial purposes, without asking permission.



Wellcome Collection  
183 Euston Road  
London NW1 2BE UK  
T +44 (0)20 7611 8722  
E [library@wellcomecollection.org](mailto:library@wellcomecollection.org)  
<https://wellcomecollection.org>



A.D. 1865, 29th August. N° 2220.

SPECIFICATION

OF

WILLIAM HENRY GUMMER.

STENCH TRAP.

LONDON:

PRINTED BY GEORGE E. EYRE AND WILLIAM SPOTTISWOODE,

PRINTERS TO THE QUEEN'S MOST EXCELLENT MAJESTY.

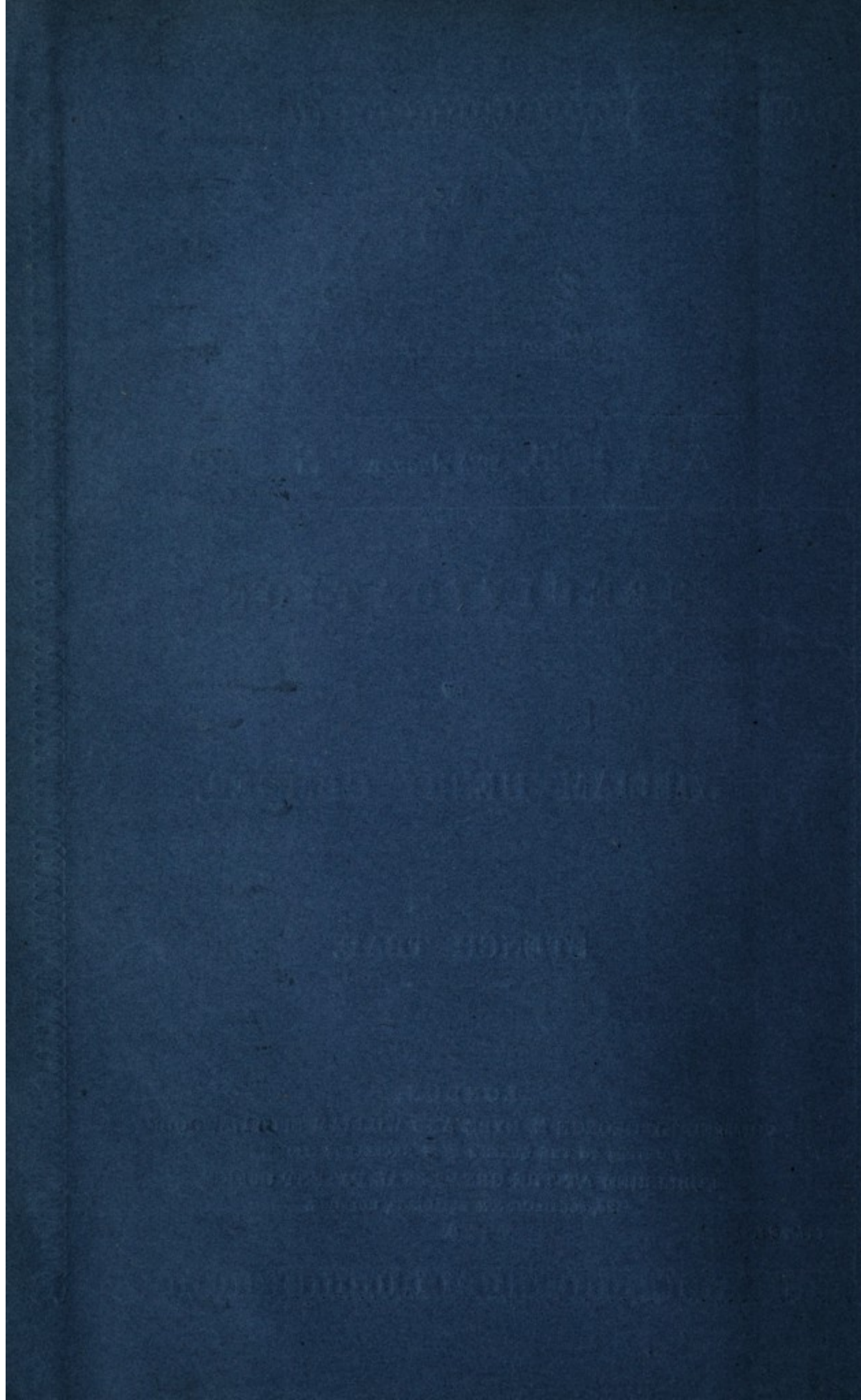
PUBLISHED AT THE GREAT SEAL PATENT OFFICE,

25, SOUTHAMPTON BUILDINGS, HOLBORN.

Price 8d.

1866.









---

A.D. 1865, 29th August. N° 2220.

---

Stench Trap.

**LETTERS PATENT** to William Henry Gummer, of Rotherham, in the County of York, for the Invention of "**AN IMPROVED STENCH TRAP AND SINK PIPE PROTECTOR.**"

Sealed the 23rd February 1866, and dated the 29th August 1865.

**PROVISIONAL SPECIFICATION** left by the said William Henry Gummer at the Office of the Commissioners of Patents, with his Petition, on the 29th August 1865.

I, **WILLIAM HENRY GUMMER**, of Rotherham, in the County of York, do hereby declare the nature of the said Invention for "**AN IMPROVED STENCH TRAP AND SINK PIPE PROTECTOR,**" to be as follows:—

This Invention is intended to be applied to the top of sink or other vertical drain pipes to prevent the return of any stench or effluvium, and also to protect the same against being stopped up by the admission of any solid matter. The top or head of the sink or other pipe is formed or provided with a socket or cup-shaped enlargement having a projecting flange or lugs outside the upper edge. To this flange (or to the lugs) is rivetted or otherwise fastened a flat or slightly dished plate, the central part of which is perforated or formed into a grate, and is provided beneath with a short trumpet-shaped



---

*Gummer's Improved Stench Trap and Sink Pipe Protector.*

---

tube, the lower end of which dips into a cup suspended in the centre of the socket or cup-shaped enlargement at the head of the pipe.

The lower edge of the trumpet-shaped tube dipping into the cup makes a water joint, and effectually prevents the return of any stench or effluvium, whilst the cup itself retains any solid or other matter which might be likely 5 to stop the pipe, at the same time that it allows any liquid or other matter not likely to stop the pipe to flow freely over its edge and pass down the latter. This stench trap prevents the possibility of any servant or unauthorized person from untrapping the pipe, and also allows great facility for cleaning the trap and pipe when required, as upon removing the grate or perforated plate at 10 the top it brings the whole of the trap away with it, leaving only the pipe with its socket or cup-formed enlargement, as above-named.

---

**SPECIFICATION** in pursuance of the conditions of the Letters Patent, filed by the said William Henry Gummer in the Great Seal Patent Office on the 28th February 1866. 15

**TO ALL TO WHOM THESE PRESENTS SHALL COME, I, WILLIAM HENRY GUMMER, of Rotherham, in the County of York, send greeting.**

**WHEREAS** Her most Excellent Majesty Queen Victoria, by Her Letters Patent, bearing date the Twenty-ninth day of August, in the year of our Lord One thousand eight hundred and sixty-five, in the twenty-ninth year 20 of Her reign, did, for Herself, Her heirs and successors, give and grant unto me, the said William Henry Gummer, Her special licence that the said William Henry Gummer, my executors, administrators, and assigns, or such others as I, the said William Henry Gummer, my executors, administrators, and assigns, should at any time agree with, and no others, 25 from time to time, and at all times thereafter during the term therein expressed, should and lawfully might make, use, exercise, and vend, within the United Kingdom of Great Britain and Ireland, the Channel Islands, and Isle of Man, an Invention for "**AN IMPROVED STENCH TRAP AND SINK PIPE PROTECTOR,**" upon the condition (amongst others) that I, the said William 30 Henry Gummer, my executors or administrators, by an instrument in writing under my, or their, or one of their hands and seals, should particularly describe and ascertain the nature of the said Invention, and in what manner the same was to be performed, and cause the same to be filed in the Great Seal Patent Office within six calendar months next and immediately after the 35 date of the said Letters Patent.



*Gummer's Improved Stench Trap and Sink Pipe Protector.*

NOW KNOW YE, that I, the said William Henry Gummer, do hereby declare the nature of my said Invention, and in what manner the same is to be performed, to be particularly described and ascertained in and by the following statement in writing, and on reference to the accompanying Sheet  
5 of Drawings, that is to say :—

This Invention is intended to be applied to the top of sink or other drain pipes to prevent the return of any stench or effluvium, and also to protect the same against being stopped up by the admission of any solid matter. The top or head of the sink or other pipe is formed or provided with a socket or  
10 cup-shaped enlargement having a projecting flange on the upper edge, which supports a flat or slightly-dished plate, the central part of which is perforated or formed into a grate, and is provided beneath with a short trumpet-shaped tube; the lower end of this tube dips into a cup suspended in the centre of the socket or cup-shaped enlargement at the head of the pipe.

15 The lower edge of the trumpet-shaped tube dipping into the cup makes a water joint and effectually prevents the return of any stench or effluvium, whilst the cup itself retains any solid or other matter which might be likely to stop the pipe, at the same time that it allows any liquid or other matter not likely to stop the pipe to flow freely over its edge and pass down the  
20 latter. This stench trap prevents the possibility of any servant or unauthorized person from untrapping the pipe, and also allows great facility for cleaning the trap and pipe when required, as upon removing the grate or perforated plate at the top it brings the whole of the trap away with it leaving only the pipe with its socket or cup-formed enlargement, as above.

25 Such being the nature and object of my said Invention for "An Improved Stench Trap and Sink Pipe Protector," I will now proceed to describe more in detail the manner in which the same is to be or may be performed or carried into practical effect. And in order that the same may be distinctly understood, I have annexed hereunto a Sheet of Drawings illustrative thereof,  
30 and have marked the same with figures and letters of reference corresponding with those in the following explanation thereof, that is to say :—

In the annexed Drawing Figure 1 is a vertical section of a stench trap constructed according to my Invention, and Figure 2 is a plan view of the same with the upper or loose grate removed.

35 *a, a*, is a cup-shaped enlargement or socket at the head of the pipe; *b, b*, is a loose grating or perforated plate; *c, c*, is a short trumpet-shaped tube having attached to it (or cast with it) a grate *d, d*, from the centre of which the cup or inverted bell *e, e*, is suspended by the rod *f, f*. The lower edge of the trumpet-shaped tube *c, c*, dipping into the cup *e, e*, forms a water joint, as



*Gummer's Improved Stench Trap and Sink Pipe Protector.*

before mentioned, whilst the latter retains any solid matter which might be likely to stop the pipe. Upon removing the loose grating or perforated plate *b, b*, the whole trap may be taken out and cleaned.

Figure 3 is a vertical section, and Figure 4 a plan view of a modification of the above, wherein the fast grate *d, d*, and suspending rod *f, f*, are dispensed with, the cup *e, e*, being supported by arms *f\*, f\**.

Figures 5 and 6 are similar views of a further modification of my Invention adapted for street, stable, yard, and other purposes, the chief alteration being the addition of a loose sludge box *g, g*, which can be removed and cleaned without untrapping the pipe, by merely raising the loose grate *b, b*, and lifting the box out by means of the handle *h, h*.

Having now described the nature and object of my said Invention for "An Improved Stench Trap and Sink Pipe Protector," together with the manner in which the same is to be or may be performed or carried into practical effect, I would remark, in conclusion, that I claim as my Invention the improved stench trap and sink pipe protector, as shewn in the Drawings annexed and herein-before described, or any mere modification or imitation thereof; and especially I claim the combination of the trumpet-shaped tube *c, c*, with the inverted bell or cup *e, e*, in the manner and for the purpose herein set forth.

In witness whereof, I, the said William Henry Gummer, have hereunto set my hand and seal, this Twenty-first day of February, One thousand eight hundred and sixty-six.

W. H. GUMMER. (L.S.)

LONDON:

Printed by GEORGE EDWARD EYRE and WILLIAM SPOTTISWOODE,  
Printers to the Queen's most Excellent Majesty. 1866.



FIG. 2.

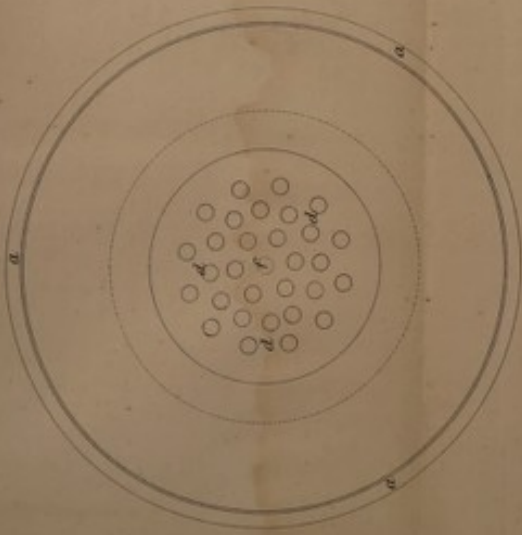


FIG. 4.

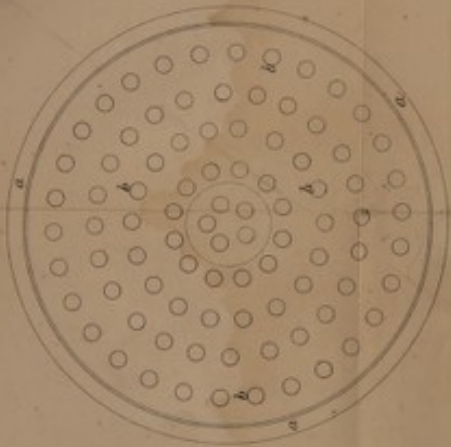


FIG. 6.




FIG. 1.

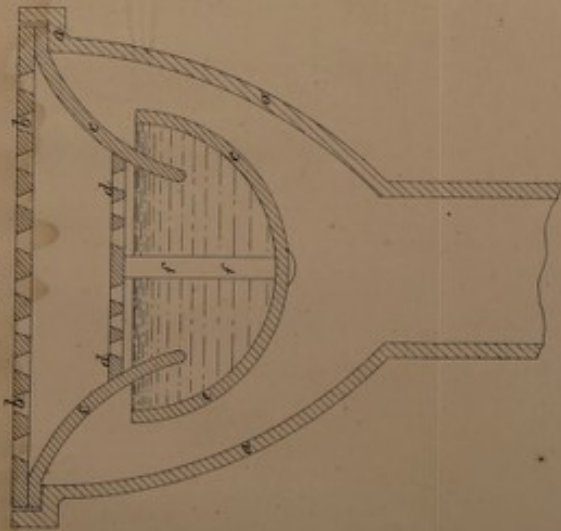


FIG. 3.

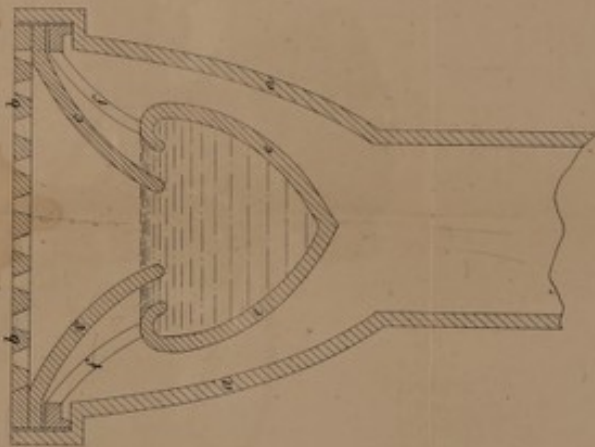
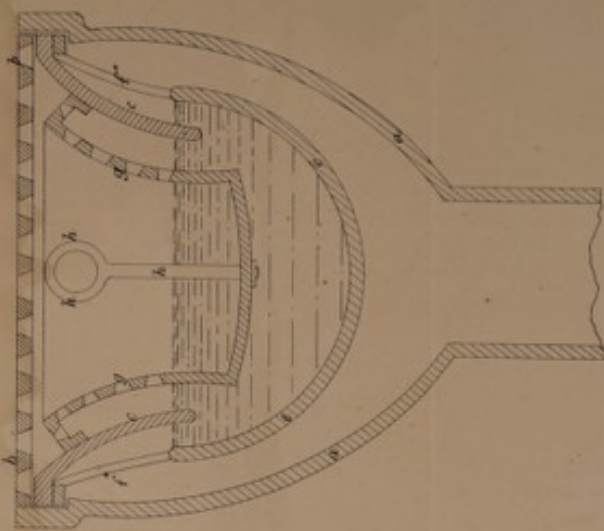


FIG. 5.



The filed drawing is not colored.



