

## **Specification of Marie Josephine Elisabeth Julienne : bath belts.**

### **Contributors**

Jullienne, Marie Josephine Elisabeth.

### **Publication/Creation**

London : Great Seal Patent Office, 1867 (London : George E. Eyre and William Spottiswoode)

### **Persistent URL**

<https://wellcomecollection.org/works/nwx8yac3>

### **License and attribution**

This work has been identified as being free of known restrictions under copyright law, including all related and neighbouring rights and is being made available under the Creative Commons, Public Domain Mark.

You can copy, modify, distribute and perform the work, even for commercial purposes, without asking permission.



Wellcome Collection  
183 Euston Road  
London NW1 2BE UK  
T +44 (0)20 7611 8722  
E [library@wellcomecollection.org](mailto:library@wellcomecollection.org)  
<https://wellcomecollection.org>



---

A.D. 1867, 11th MARCH. N<sup>o</sup> 699.

---

S P E C I F I C A T I O N

OF

MARIE JOSEPHINE ELISABETH JULLIENNE.


—  
BATH BELTS.  
—

LONDON:

PRINTED BY GEORGE E. EYRE AND WILLIAM SPOTTISWOODE,  
PRINTERS TO THE QUEEN'S MOST EXCELLENT MAJESTY :  
PUBLISHED AT THE GREAT SEAL PATENT OFFICE,  
25, SOUTHAMPTON BUILDINGS, HOLBORN.

Price 10d.

1867.





---

A.D. 1867, 11th MARCH. N° 699.

---

**Bath Belts.**

---

**LETTERS PATENT** to Marie Josephine Elisabeth Jullienne, of 29, Boulevard St. Martin, Paris, in the Empire of France, for the Invention of  
"IMPROVED BATH BELTS TO BE APPLIED IN THE BATHING VESSELS."

Sealed the 5th July 1867, and dated the 11th March 1867.

---

**COMPLETE SPECIFICATION** filed by the said Marie Josephine Elisabeth Jullienne at the Office of the Commissioners of Patents, with her Petition and Declaration, on the 11th March 1867, pursuant to the 9th Section of the Patent Law Amendment Act, 1852.

5 **TO ALL TO WHOM THESE PRESENTS SHALL COME, I, MARIE JOSEPHINE ELISABETH JULLIENNE,** of 29, Boulevard St. Martin, Paris, in the Empire of France, send greeting.

**WHEREAS** I am in possession of an Invention for "IMPROVED BATH BELTS TO BE APPLIED IN THE BATHING VESSELS," and have petitioned Her Majesty to  
10 grant unto me, my executors, administrators, and assigns, Her Royal Letters Patent for the same, and have made solemn Declaration that I am the first and true Inventor thereof.

**NOW KNOW YE,** that I, the said Marie Josephine Elisabeth Jullienne, do hereby declare that the following Complete Specification, under my hand and  
15 seal, fully describes and ascertains the nature of the said Invention, and in what manner the same is to be performed, in and by the following statement, reference being had to the accompanying Drawings and to the letters and figures marked thereon, that is to say :—

*Jullienne's Improved Bath Belts to be Applied in Bathing Vessels.*

My Invention refers to new or improved bath belts to be applied in the bathing vessels, the various parts of which belts or bathing apparatus I am going to describe. This belt with its improvements and the various forms it is liable to assume, has the immense advantage to permit bathing without the least danger or fatigue new born babies and infirm old men, healthy and sick 5 persons either in a seated or completely reclined position. It consists of a steel or iron brace or armature coated over with a paint or varnish, enamel, or metal unattackable by water or waterproof, such as galvanized tin or other, it is stuffed with hair, varec, or other, and lined or covered with serge, leather, gutta percha, or other fabrics, and provided with thongs for attaching the 10 bathers body. To this belt is secured by rivets or screws, a curved or straight back serving to attach the same to the edge of the bath vessel, and fixed thereto either by screws or otherwise, and also a semicircular brace or armature of same metal with two arms or branchings extending more or less therefrom and secured by screws or rivets to said back from top to bottom. 15

My apparatus is completed with straps and a belt of some woollen, cotton, leather, or other fabric intended to maintain the bather, and with a pillow attached to the back of a hammock like seat. I have in the accompanying Drawings represented various models of my improved bath belt.

Figure 1 shows the model of an articulated belt with movements which 20 permit bathing the baby or patient lying entirely in its bath apparatus, which can afterwards be taken to pieces or coiled in various ways for its easy transport or removal.

Figure 2 shows a model which admits of no other movement but that of the head holder or pillow. 25

Figure 3 shows a model of belt having the various movements for bathing in a seated position, it is provided with a toy for the amusement of the baby when in the bath.

Figure 4 represents the hammock described at Figure 1, the brace or armature being metallic and without any belt and thongs, and is intended for 30 shower baths or douches.

Figure 5 shows a model of belt for bathing likewise in the seated position, it has the various movements.

Figure 6 shows the same model deprived of the movements, the back may be either bent or straight and may be provided with an inside brace-like belt, 35 Figure 7, to which are affixed under the baby's arms two small cushions and two little straps hooked up or otherwise attached to the belt, for removing at need the baby off the metallic belt which is secured to the bath vessel. The same also serves to raise the baby and hold it up standing in water, or

*Jullienne's Improved Bath Belts to be Applied in Bathing Vessels.*

help it to stand and walk when out of the bath, as at Fig. 8, or again, it may serve to maintain it in the horizontal position, and help any person in swimming in an extensive bath; this brace-like belt is either clasped or laced, and may be made of lace, wool, cotton, or other fabrics.

5 Figures 9, 10, 11, 12, & 13 show various systems of attachment of a backless belt to the bath vessel.

Figure 14 represents a model appropriated to piscines or piscinas of thermal establishments, to those of nérís for the prolonged baths.

Figure 15 shows a model of a belt as intended to hold lunatics in their bath  
10 in a soft and secure manner.

Figures 16, 17, & 18 show various models of a head holding device, being a substitute for the pillow as described.

Figure 19 represents the little hammock-like seat for bathing young people in a large bath vessel.

15 Figure 20 shows a belt armature Figure 1 coiled and taken to pieces deprived of its trimming, although it may be coiled up without its trimming being taken off.

Figure 21 shows a model adaptable to a hip bath vessel.

Figures 22, 23, & 24, show front and edge views of the various inclinations  
20 of the back.

Figure 25 shows a very small model with very short back for bathing in a foot or other little basin.

Figure 26 shows a system of pin or screw hinges which are not to out pass the branches.

25 Figure 27 shows another rivet hinge.

Figure 28 represents a system of clasps for the inside belt, which present great security by the manner in which they are hooked up in the eyelets.

Figure 29 shows a wire held to the belt by metallic runners.

Figure 30 is a metallic runner.

30 Figure 31 shows the set screw provided with its leather or other washer for securing the belt to the bath vessel.

Figure 32 shows the toy receiving board.

Figure 33 shows the ring for holding the moveable rivet hinge.

Figure 34 shows the set screw for securing the belt to the back on its  
35 downward movements and also the hammock armature.

Figure 35 shows the hinge screw serving to fix the movement of the back top.

Figure 36 shows the moveable branching serving to maintain the hammock in the open position at various points either fixedly or not, either entering or

*Jullienne's Improved Bath Belts to be Applied in Bathing Vessels.*

not the branching on the seat armature or brace. The same letters of reference indicate the same parts in all the Figures.

A is the armature or the belt circle, it is of unoxidable metal; B, back or main body of the belt moving in all directions and forms allowing to bathe in either the seated or reclined position, and liable to fit bathing vessels of 5 any description; C, hinge, more or less straight or inclined, being limited by the plates shown in Figures 22, 23, & 24; D, hinge opening the back of the belt and stopped by the screw, Fig. 35; E, hinge serving to incline the said back and stopped by the plates shown in Figures 22, 23, & 24; F, back slide serving to impart movements to the circle or armature A; G, set screw, 10 Figure 34, serving to fix the said circle to various points or degrees in the slide; H, inside belt, Figure 7, attached to the belt A by means of runners, strings, or thongs provided with clasps, Figure 28, or other hooking devices; I, straps provided with eyelets or rings to be attached to the belt H & serving to maintain the person in the bath; J, runners or other devices serving to fix 15 the inside belt; K, hammock-like seat made of network, strings, or any suitable fabric provided with its bands L, and its metal hooks serving to support the hammock on the edge of the bath vessel in suitable number, according to the length of the hammock from the adult's belt to that of the new born baby and provided with either buckles or other connecting devices; M, plain 20 cushion pillow provided with connecting ribbons, it is stuffed with hair, varec, or other stuff, and covered with wool, cotton, india-rubber, or other tissue with or without varnish on and liable to change its position on the back of the apparatus according to requirements. N, set screw securing the T-shaped back part of the bath belt, Figure 31; O, hooks on the bands L of the 25 hammock; P, cross branching of the hammock, Figure 36; Q, wire for toys being hooked to R, kirb, rope, and pails, S, slotted or notched board, Figure 32; T, brace cushion, Figure 7, to assist the baby in walking, Figures 6, 1, & 2; U, small head holding net liable to be folded or coiled upon itself, and provided with strings and hooks O which fit on the edge of 30 the bath vessel; V, small hammock-like seat for the baby to sit upon securely, and liable to extension or contraction at will by means of buttons, ribbons, buckles, or otherwise, and provided with two small flaps W connecting together on its belly so as to prevent its slipping off the seat; X, small ring screw, being one of the connecting means for the pillow; Y, shoulder and wrist 35 pieces for preventing the articulation of the elbow, Figure 15, and knee pieces for preventing that of the knee, both made of the same material and in the same manner as the hammock, both alike provided with connecting means in connection with the branchings of the seat armature and with the seat, Figure 15,

*Jullienne's Improved Bath Belts to be Applied in Bathing Vessels.*

provided besides with metal rings *z*, passed in ties held to the armature of the seat, so secured by a ring or other connecting means attached to the bottom of the bath vessel as to prevent at need all motions of the lunatic or patient.

*A<sup>bis</sup>*, Figure 14, represents a piscina at the nérís thermal baths; *B<sup>bis</sup>*, steps leading to the piscina; *C<sup>bis</sup>*, piscina wherein stands the bather; *D<sup>bis</sup>*, tenon sealed in the soil to hold the hooks *O*; *E<sup>bis</sup>*, iron rod on the step side connecting the head by means of a jaw screwed internally to the hook forming armature of the seat; *F<sup>bis</sup>*, parallel, but somewhat shorter, branching on the other side; *G<sup>bis</sup>*, small portion of the back, either applied or not to a plate, either screwed or otherwise fixed to the bath vessel, to which may be stopped at various points from top to bottom the belt *A*, Figure 11; *H<sup>bis</sup>*, arched plate secured to the inside of the vessel and provided with two tongues; *I<sup>bis</sup>*, starting from the opposite holes wherein is sliding up and down the belt *A*, provided with a slide *J<sup>bis</sup>* projecting above the circle, it is also perforated with a hole and stopped at various heights by pins *K<sup>bis</sup>*, Figure 9; *L<sup>bis</sup>*, Figure 13, indicates a back view of Figures 9 & 10; *M<sup>bis</sup>*, Figure 10, indicates a front view of Figure 9; *N<sup>bis</sup>*, Figure 12, indicates a back view of the circle jaw shown at Figure 11; *O<sup>bis</sup>*, tenon ring serving to unfix the rivet shown at Fig. 27; *P<sup>bis</sup>*, circle or armature of the hammock seat *K*.

Having thus described the nature and particulars of the said improved bath belts of my Invention, I desire it to be understood that I do not confine myself to the precise details herein described, as such may be varied or slightly modified without departing from the principle of action thereof, but what I claim as new and of my Invention is, the new or improved bath belt with all its articular movements, as described and under the various forms and dimensions it may assume, having the immense advantage to permit bathing without any danger or fatigue in whatever position, seated or reclined, new born babies, and infirm old persons, the sick and the healthy, the lunatic, &c., substantially as and for the various purposes herein-before specified.

In witness whereof, I, the said Marie Joséphine Elisabeth Jullienne, have hereunto set my hand and seal, this Ninth day of March, in the year of our Lord One thousand eight hundred and sixty-seven.

M. J. E. JULLIENNE. (L.S.)

LONDON:

Printed by GEORGE EDWARD EYRE and WILLIAM SPOTTISWOODE,  
Printers to the Queen's most Excellent Majesty. 1867.

*Julienne's Improved Bath Vessel to be applied in Floating Hospitals.*

provided besides with metal rings  $\alpha$  passed in ties held to the armature of the seat, so secured by a ring or other connecting means attached to the bottom of the bath vessel as to prevent at need all motions of the lunatic or patient.

Figure 14, represents a plan at the neck of the bath; B<sup>1</sup>, steps leading to the bath; C<sup>1</sup>, plan wherein stands the bath; D<sup>1</sup>, canon seated in the seat to hold the bath; E<sup>1</sup>, iron rod on the side connecting the bath by means of a jaw screwed internally to the bath forming armature of the seat; F<sup>1</sup>, parallel, but somewhat shorter, transverse on the other side; G<sup>1</sup>, small portion of the bath, either applied or not to a plate, either secured to or otherwise fixed to the bath vessel, to which may be applied at various points from top to bottom the bath A, Figure 11; H<sup>1</sup>, angled plate secured to the inside of the vessel and provided with two tongues; I<sup>1</sup>, securing from the opposite sides wherein is sliding up and down the bolt A, provided with a slide J<sup>1</sup> projecting above the circle, it is also perforated with a hole and is stopped at various heights by pins K<sup>1</sup>, Figure 9; L<sup>1</sup>, Figure 12, indicates a back view of Figure 9; M<sup>1</sup>, Figure 10, indicates a front view of Figure 9; N<sup>1</sup>, Figure 12, indicates a back view of the circle jaw shown at Figure 11; O<sup>1</sup>, tension ring serving to anchor the rivet shown at Fig. 17; P<sup>1</sup>, circle or armature of the bath vessel.


Having thus described the nature and particulars of the said improved bath vessel of my invention, I desire it to be understood that I do not confine myself to the precise details herein described, as such may be varied or slightly modified without departing from the principle of action thereof, but what I claim as new and of my invention is, the new or improved bath vessel with all its articulating movements, as described and under the various forms and dimensions it may assume, having the immense advantage to permit bathing without any danger or fatigue in whatever position, seated or reclined, new born babies, and infirm old persons, the sick and the healthy, the lunatic, &c., substantially as and for the various purposes herein-before specified.

In witness whereof, I, the said Marie Josephine Elizabeth Julienne, have hereunto set my hand and seal, this Ninth day of March, in the year of our Lord One thousand eight hundred and sixty-

M. J. E. JULIENNE. (Sd.)


LONDON:

Printed by George Edwardes and William Protheroe,  
Printers to the Queen, at the Queen's Press, St. Martin's Lane, 1867.




Digitized by the Internet Archive  
in 2019 with funding from  
Wellcome Library

<https://archive.org/details/b30752061>



A.D. 1867, MAR. 11. N° 699.  
JULLIENNE'S COMPLETE SPECIFICATION.



The flat drawing is partly colored.

Drawn on Stone by Malby & Sons.

