

Specification of Joseph Fletcher : eye cup.

Contributors

Fletcher, Joseph.

Publication/Creation

London : Great Seal Patent Office, 1873 (London : George E. Eyre and William Spottiswoode)

Persistent URL

<https://wellcomecollection.org/works/jtu39kqz>

License and attribution

This work has been identified as being free of known restrictions under copyright law, including all related and neighbouring rights and is being made available under the Creative Commons, Public Domain Mark.

You can copy, modify, distribute and perform the work, even for commercial purposes, without asking permission.



Wellcome Collection
183 Euston Road
London NW1 2BE UK
T +44 (0)20 7611 8722
E library@wellcomecollection.org
<https://wellcomecollection.org>



A.D. 1872, 29th JULY. N^o 2254.

S P E C I F I C A T I O N

OF

JOSEPH FLETCHER.

—
E Y E C U P .
—

L O N D O N :

PRINTED BY GEORGE E. EYRE AND WILLIAM SPOTTISWOODE,

PRINTERS TO THE QUEEN'S MOST EXCELLENT MAJESTY :

PUBLISHED AT THE GREAT SEAL PATENT OFFICE,

25, SOUTHAMPTON BUILDINGS, HOLBORN.

Price 6d.

1873.





A.D. 1872, 29th JULY. N^o 2254.

Eye Cup.

LETTERS PATENT to Joseph Fletcher, of 3, Guilden Terrace, Portfield, near Chichester, in the County of Sussex, Minister, for the Invention of "AN IMPROVED EYE CUP, TO BE USED IN THE OPERATION OF DRY CUPPING THE EYE."—A communication from abroad by Dr. J. Ball, of Ninety-one, Liberty Street, New York, America.

Sealed the 17th December 1872, and dated the 29th July 1872.

PROVISIONAL SPECIFICATION left by the said Joseph Fletcher at the Office of the Commissioners of Patents, with his Petition, on the 29th July 1872.

I, JOSEPH FLETCHER, of 3, Guilden Terrace, Portfield, near Chichester, 5 in the County of Sussex, Minister, do hereby declare the nature of the said Invention for "AN IMPROVED EYE CUP, TO BE USED IN THE OPERATION OF DRY CUPPING THE EYE," to be as follows :—

The object of this Invention is the construction of an improved instrument to be used in the operation of dry cupping of the eye, which 10 instrument consists of a cup made of ivory, lignum vitæ, or other suitable material, connected with an air-tight hollow india-rubber ball.

Fletcher's Improved Eye Cup.

Within the cup and attached to the inside thereof by a small spiral or coiled spring of fine pliable wire is a concave button of wood or other suitable material, which is termed the "myopic attachment."

The manner in which this improved eye cup is to be used is as follows :
 —The india-rubber ball being pressed by the hand of the operator a 5
 portion of the air within the ball is expelled, the cup is then to be placed
 over the part to be dry cupped (the myopic attachment being placed
 upon the eye), and on the pressure on the india-rubber ball being
 removed a vacuum is formed within the cup sufficient to cause the
 adhesion of the cup to the part, the myopic attachment pressing gently 10
 on the cornea of the eye but not to such an extent as to cause pain to
 the patient.

SPECIFICATION in pursuance of the conditions of the Letters Patent,
 filed by the said Joseph Fletcher in the Great Seal Patent Office
 on the 23rd January 1873. 15

**TO ALL TO WHOM THESE PRESENTS SHALL COME, I, JOSEPH
 FLETCHER, of 3, Guilden Terrace, Portfield, near Chichester, in the
 County of Sussex, Minister, send greeting.**

WHEREAS Her most Excellent Majesty Queen Victoria, by Her
 Letters Patent, bearing date the Twenty-ninth day of July, in the year 20
 of our Lord One thousand eight hundred and seventy-two, in the thirty-
 sixth year of Her reign, did, for Herself, Her heirs and successors, give
 and grant unto him, the said Joseph Fletcher, Her special licence that he,
 the said Joseph Fletcher, his executors, administrators, and assigns, or
 such others as he, the said Joseph Fletcher, his executors, administrators, 25
 and assigns, should at any time agree with, and no others, from time to
 time and at all times thereafter during the term therein expressed,
 should and lawfully might make, use, exercise, and vend, within the
 United Kingdom of Great Britain and Ireland, the Channel Islands,
 and Isle of Man, an Invention for "**AN IMPROVED EYE CUP,**" being a com- 30
 munication to me from abroad, by Dr. J. Ball, of Ninety-one, Liberty
 Street, New York, America, upon the condition (amongst others) that
 he, the said Joseph Fletcher, his executors or administrators, by an
 instrument in writing under his, or their, or one of their hands and

Fletcher's Improved Eye Cup.

seals, should particularly describe and ascertain the nature of the said Invention, and in what manner the same was to be performed, and cause the same to be filed in the Great Seal Patent Office within six calendar months next and immediately after the date of the said Letters
5 Patent.

NOW KNOW YE, that I, the said Joseph Fletcher, do hereby declare the nature of the said Invention, and in what manner the same is to be performed, to be particularly described and ascertained in and by the following statement, reference being had to the annexed Drawings and
10 to the figures and letters marked thereon, that is to say :—

The object of this Invention is the construction of an improved instrument to be used in the operation of dry cupping of the eye, for the purpose of inducing a perfect circulation of the blood in that organ, and thereby curing or ameliorating some of the defects in vision to which it
15 is liable.

The instrument consists of a cup made of ivory, lignum vitæ, or other suitable material, connected with an air-tight hollow india-rubber ball. Within the cup, and attached to the inside thereof by a small spiral or coiled spring of fine pliable wire is a concave button of wood or other
20 suitable material, which is called the "myopic attachment," this appellation being given to the same on account of the instrument being especially applicable to the treatment of "myopia" or near sightedness.

The manner in which the instrument is used is as follows:—The india-rubber ball being compressed by the hand of the operator a portion
25 of the air within the same is expelled. The cup is then placed over the part to be dry cupped (the "myopic attachment" being placed upon the eye) and on the pressure on the india-rubber ball being removed a vacuum is formed within the cup sufficient to cause the adhesion thereof to the part to which it is applied, the "myopic attachment" pressing
30 gently in the cornea of the eye, but not to such an extent as to cause pain to the patient.

The construction of the instrument which forms the subject of this Invention will be more clearly understood by reference to the annexed Drawings.

35 Figure 1 represents the instrument in elevation; and Figure 2 the same in section. A is the hollow india-rubber ball; B, the cup; C, the spiral spring; and D, the button or "myopic attachment."

Fletcher's Improved Eye Cup.

Figure 3 is a front view of the cup, shewing the button or "myopic attachment" at D.

Having thus declared and ascertained the nature of the said Invention, and in what manner the same is to be performed, I would observe in conclusion that what I consider novel and original, and as constituting 5 the Invention secured by the said herein-before in part recited Letters Patent is, the construction of an improved eye cup, substantially as and for the purposes herein-before described and set forth.

In witness whereof, I, the said Joseph Fletcher, have hereunto set my hand and seal, this Tenth day of January, in the year of our 10 Lord One thousand eight hundred and seventy-three.

JOSEPH FLETCHER. (L.S.)

Signed, sealed, and delivered by
the said Joseph Fletcher in
the presence of

R. G. RAPER,
of Chichester,
Solicitor.

15

LONDON:

Printed by GEORGE EDWARD EYRE and WILLIAM SPOTTISWOODE,
Printers to the Queen's most Excellent Majesty. 1873.

A.D. 1872. JULY. 29, N^o 2254.
FLETCHER'S SPECIFICATION.

FIGURE . 1 .

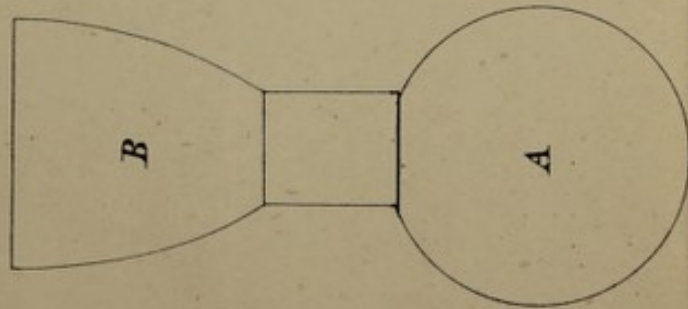


FIGURE . 2 .

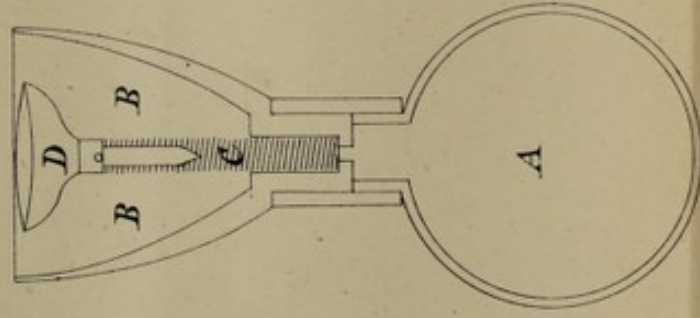
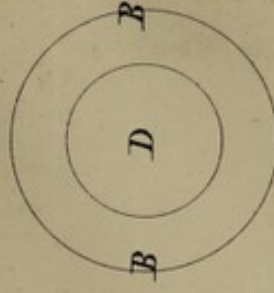


FIGURE . 3 .



The filed drawing is not colored.

Drawn on Stone by Malby & Sons.

1848

W B H

1848

1848

1848