

## **Specification of Joseph Hill : chimney top.**

### **Contributors**

Hill, Joseph.

### **Publication/Creation**

London : Queen's Printing Office, 1854 (London : George E. Eyre and William Spottiswoode)

### **Persistent URL**

<https://wellcomecollection.org/works/crmj2ur5>

### **License and attribution**

This work has been identified as being free of known restrictions under copyright law, including all related and neighbouring rights and is being made available under the Creative Commons, Public Domain Mark.

You can copy, modify, distribute and perform the work, even for commercial purposes, without asking permission.



Wellcome Collection  
183 Euston Road  
London NW1 2BE UK  
T +44 (0)20 7611 8722  
E [library@wellcomecollection.org](mailto:library@wellcomecollection.org)  
<https://wellcomecollection.org>



---

A.D. 1819 . . . . . N<sup>o</sup> 4337.

---

S P E C I F I C A T I O N

OF

JOSEPH HILL.

—  
CHIMNEY TOP.  
—

L O N D O N :


PRINTED BY GEORGE E. EYRE AND WILLIAM SPOTTISWOODE,  
PRINTERS TO THE QUEEN'S MOST EXCELLENT MAJESTY :

PUBLISHED AT THE QUEEN'S PRINTING OFFICE, EAST HARDING STREET,  
NEAR FLEET STREET.

*Price 6d.*

1854.









---

A.D. 1819 . . . . . N° 4337.

---

**Chimney Top.**

---

**HILL'S SPECIFICATION.**

**TO ALL TO WHOM THESE PRESENTS SHALL COME, I, JOSEPH HILL, of the Parish of Paulton, in the County of Somerset, Gentleman, send greeting.**

**WHEREAS** His most Excellent Majesty King George the Third did, by  
5 His Letters Patent under the Great Seal of the United Kingdom of Great Britain and Ireland, bearing at Westminster, the Twenty-third day of January, in the fifty-ninth year of His reign, give and grant unto me, the said Joseph Hill, my exors, adñors, and assigns, His especial licence, full power, sole privilege and authority, that I, the said Joseph Hill, my exors, adñors, and  
10 assigns, during the term of years therein mentioned, should and lawfully might make, use, exercise, and vend, within England, Wales, and the Town of Berwick upon Tweed, my Invention of "**AN IMPROVED MACHINE OR TOP FOR THE CURE OF SMOAKY CHIMNIES;**" in which said Letters Patent there is contained a proviso that if the said Joseph Hill shall not particularly describe and ascertain the  
15 nature of my said Invention, and in what manner the same is to be performed, by an instrument in writing under my hand and seal, and cause the same to be inrolled in His Majesty's High Court of Chancery within two calendar months next and immediately after the date of the said Letters Patent, that then the said Letters Patent, and all liberties and advantages whatsoever thereby  
20 granted, shall utterly cease, determine, and become void, as in and by the same, relation being thereunto had, will more fully and at large appear.



*Hill's Improved Machine for the Cure of Smoky Chimneys.*

NOW KNOW YE, that in compliance with the said proviso, I, the said Joseph Hill, do hereby declare that the nature of my said Invention, and the manner in which the same is to be performed, are particularly described and ascertained in the following description and annexed Drawing thereof (that is to say) :—

My machine for the cure of smokey chimneys consists of, first, a self-acting valve, represented at Fig. 1 ; in this Fig. the valve is shewn suspended by two chains (and ballanced) in a frame, which may be placed within the chimney some way down from the top, and when a sudden gust of wind attempts to pass down the chimney this valve will close, and again immediately rise when the pressure of the wind is gone ; but if it should be considered that some aperture is necessary to carry off the smoke, in the event of the valve being kept down by the pressure of the wind, I have provided for this by Fig. 2, which shews a chimney top having the above self-acting valve, and four other valves below at the sides to suffer the smoke to escape when the top valve might be pressed down by the wind.

Fig. 3 represents a section and internal view of Fig. 2, shewing its construction ; but I do not mean to confine myself to a square top, but apply the same contrivance to round or any other convenient shaped tops, and of any length which may be found under circumstances desirable. Another contrivance, represented by Fig. 4, is a box with the top closed, having sundry openings for the escape of smoke on the sides, and valves to shut off the wind ; in each of these valves is a small hole (say, about an inch diameter). Fig. 5 shews the internal construction of Fig. 4, in which are cross pipes opposite to the holes of the valves, and when the wind strikes upon one side of the said box, the valves on that side are closed ; but the wind passing through the hole and along the pipes to the opposite side will, by the flanced form of the ends, spread itself and force open the opposite valves, and suffer the smoke to escape ; in this contrivance I do not confine myself to any particular diameter, or to the square form of box, as represented, neither to any particular number of pipes or valves ; and if it should under circumstances be found that these apertures are not perfectly sufficient to carry off all the smoke, I should place a pipe or tube on the top of the box with a self-acting valve, as described, Fig. 1.

Experience has proved that notwithstanding every guard to stop the wind, it will sometimes force its way down the sides of chimneys, and drive the smoke at the lower part into the room ; to prevent this inconvenience I have contrived a hood, covering the throat of the chimney, shewn at Fig. 6, with a small pipe or tube on its top ; this pipe is attached to the hood by two turn buckles or otherwise, and fitted at the bottom to an aperture in the hood for

FIG. 4.

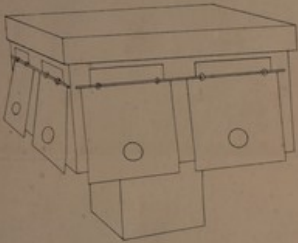


FIG. 3.

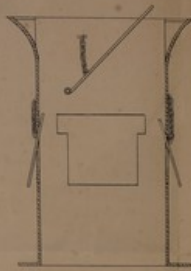


FIG. 2.

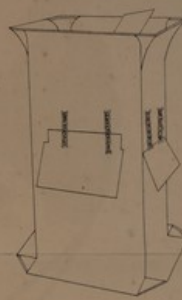


FIG. 1.

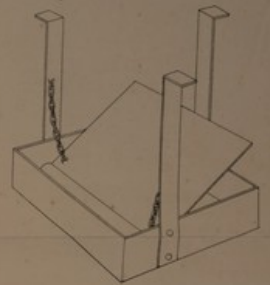


FIG. 5.



FIG. 6.



FIG. 7.

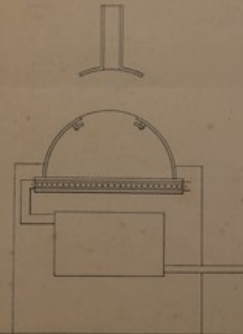



FIG. 8.



*The enrolled drawing is partly colored.*







*Hill's Improved Machine for the Cure of Smoky Chimneys.*

the purpose of admitting a chimney sweeper. The pipe is provided with valves, as seen, and the hood is fixed into the chimney, so as to prevent any air from passing down, except through the small pipe, against which the valve will act, and the vacant space is intended as a depot for the soot which may fall. It has  
 5 been found that chimneys sometimes smoke from want of a sufficient draft of air to create a current; in order to provide for this, I propose an air pipe to be laid from any convenient part with a valve, if necessary, to prevent the wind from rushing in, and conducted into a box behind the stove or fire-place, seen in Fig. 7, and thence over the opening of the fire-place, and immediately under  
 10 the hood this pipe is to be perforated with holes, and a guard partly to cover it, in order to direct the current of air, as seen in Fig. 7, and section, Fig. 8.

In witness whereof, I, the said Joseph Hill, have hereunto set my hand and seal, this Twentieth day of March, in the year of our Lord One thousand eight hundred and nineteen.

15

JOSEPH (L.S.) HILL.

**AND BE IT REMEMBERED**, that on the Twentieth day of March, in the year of our Lord 1819, the aforesaid Joseph Hill came before our said Lord the King in His Chancery, and acknowledged the Specification aforesaid, and all and everything therein contained and specified, in form above written.  
 20 And also the Specification aforesaid was stamped according to the tenor of the Statute made for that purpose.

LANGFORD, Extra.

Inrolled the Twenty-third day of March, in the year of our Lord One thousand eight hundred and nineteen.

LONDON :

Printed by GEORGE EDWARD EYRE and WILLIAM SPOTTISWOODE,  
 Printers to the Queen's most Excellent Majesty. 1854.



Hill's Improved Machine for the Cure of Venereal Chancres.

The purpose of exhibiting a machine of this kind is provided with a  
an seat and the head is fixed in the machine, so as to prevent any  
passing down except through the small pipe, which the water will not  
and the vacant space is intended as a deposit for the root which may fall. It has  
been found that children by sometimes smother their want of a sufficient draft of  
air to create a current; in order to provide for this, I propose an air pipe to  
be fixed from any convenient part with a valve, &c. &c. &c. to prevent the wind  
from rushing in and condensed into a bar, which the steam or fire-heat will  
in Fig. A and change over the opening of the machine and thence  
to the head this pipe is to be perforated with holes, and a guard partly to cover  
it in order to direct the current of air, as seen in Fig. A and section, Fig. B.

In witness whereof, I, the said Joseph Hill, have hereunto set my hand  
and seal, this Twentieth day of March, in the year of our Lord One  
thousand eight hundred and nineteen.

JOSEPH HILL.

AND BE IT REMEMBERED, that on the Twentieth day of March, in the  
year of our Lord 1819, the said Joseph Hill came before our said Lord  
the King in His Court, and exhibited the said machine, and  
all and everything therein contained, and testified in form above written.  
And also the specifications of the said machine, according to the tenor of the  
statute made for that purpose.

In the Twentieth day of March, in the year of our Lord One  
thousand eight hundred and nineteen.

Printed by Groom, Howard, and Wilson, Stationers,  
Printers to the Queen's most Excellent Majesty, 1819.

Printed by Groom, Howard, and Wilson, Stationers, Printers to the Queen's most Excellent Majesty, 1819.