

Improvements in and relating to nail cutters and the like / [Ernst Kaufmann].

Contributors

Kaufmann, Ernst.
Phillipss.

Publication/Creation

Redhill : Printed for His Majesty's Stationery Office by Love & Malcomson, Ltd, 1903.

Persistent URL

<https://wellcomecollection.org/works/sm97g2e3>

License and attribution

This work has been identified as being free of known restrictions under copyright law, including all related and neighbouring rights and is being made available under the Creative Commons, Public Domain Mark.

You can copy, modify, distribute and perform the work, even for commercial purposes, without asking permission.



Wellcome Collection
183 Euston Road
London NW1 2BE UK
T +44 (0)20 7611 8722
E library@wellcomecollection.org
<https://wellcomecollection.org>

N° 22,377



A.D. 1902

Date of Application, 14th Oct., 1902—Accepted, 23rd July, 1903

COMPLETE SPECIFICATION.

“Improvements in and relating to Nail Cutters and the like”.

I, ERNST KAUFMANN of 30 Rheinstrasse, Solingen, in the Empire of Germany, Manufacturer, do hereby declare the nature of this invention and in what manner the same is to be performed to be particularly described and ascertained in and by the following statement:—

- 5 The present invention relates to a new or improved nail cutter and the like and differs essentially from such existing devices by being in the form of scissors having an action similar to that of nippers, whilst it also comprises in a peculiar arrangement a nail file or nail cleaning implement movably jointed thereto, so that the nail cutter in its complete and compact form enables the care of the nails to be carried out in its
10 entirety. The peculiar form of the cutting faces ensures a gentle cutting of the finger nails or toe nails without the liability of bending or flattening the nails.

The accompanying drawings illustrate two modifications of the nail cutter which differ from each other solely by the manner in which the nail file and cleaner is applied thereto.

- 15 Figure 1 shows the nail cutter closed,
Figure 2 shows one shank thereof, the file being shown turned through 180 degrees.

Figure 3 shows the nail cutter open,

Figures 4 and 5 are views in plan of the same in the closed and open positions.

- 20 Contrary to the usual forms, the scissors $p q$ are made with bent-over, cutting faces x and y which are adapted to turn on a hinge r and of which the latter (y) is bevelled (Figure 5). Moreover the cutting faces do not close on to each other, but one of the two cutting faces, say, for instance the cutting face y is adapted to slide past the opposed cutting face (Figure 1). This method of cutting which is of a
25 shearing character produces a more effective and quieter cutting operation than is the case with ordinary nail cutters.

- In cheaper constructions, especially for such in which a more rapid wear of the cutting faces is not of importance, the cutting faces may be made to close directly on to each other. On the leg or shank q (Figure 2) there is provided a lug or
30 projection n which is intended to receive a pin m . On this pin m is pivoted a nail file f with a nail cleaner and the arrangement is such that the flat face of the file is parallel to the main plane of the nail cutter. On the projection n there is a further projection o (Figure 2) against which a small stud s on the inner side of the file f is adapted to bear after it has been moved through 180 degrees; this serves to keep
35 the file in position of use.

- Instead of pivoting the file in the main plane of the nail cutter, it may be arranged in the manner shown in Figures 6 to 8. In this arrangement, the file is so attached that it can be turned up out of the plane of the cutter through 90 degrees (Figure 7) and through 180 degrees (Figure 8) by being attached—by way of
40 example—to the leg q by a hinge t of any suitable known kind.

The nail cutter is of such a size that it can be easily carried when entirely closed

[Price 8d.]

Improvements in and relating to Nail Cutters and the like.

in the waist coat pocket by gentlemen, and in small side pockets or side bags by ladies.

Having now particularly described and ascertained the nature of my said invention and in what manner the same is to be performed, I declare that what I claim is :—

- (1) A scissors like nail cutter having its cutting faces bent over in the manner of nippers.
- (2) A nail cutter as specified in Claim 1 having one of its cutting faces made taper.
- (3) A nail cutter as specified in the preceding claims having one of its cutting faces so arranged that one of them moves past the other in order to produce a more effective cutting action, and to diminish the wear of the cutting faces.
- (4) A nail cutter as specified in the preceding claims having a nail file with a nail-cleaning implement, movably jointed to it, and being rotatably connected thereto in such a manner that it can be turned in the plane of the cutter, and out of the plane at right angles thereto, whilst it remains fixed in the position of use.
- (5) An implement for the nails constructed and arranged substantially as hereinbefore described.
- (6) The improved cutting instruments for the nail constructed and arranged substantially as hereinbefore described and shown on the accompanying drawing.

Dated this 14th day of October 1902.

PHILLIPSS.

Chartered Patent Agents 70, Chancery Lane, London, W.C.
Agents for the Applicant.

Redhill: Printed for His Majesty's Stationery Office, by Love & Malcomson, Ltd.—1903.



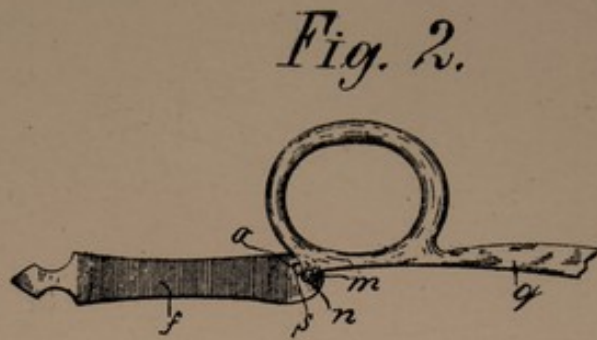
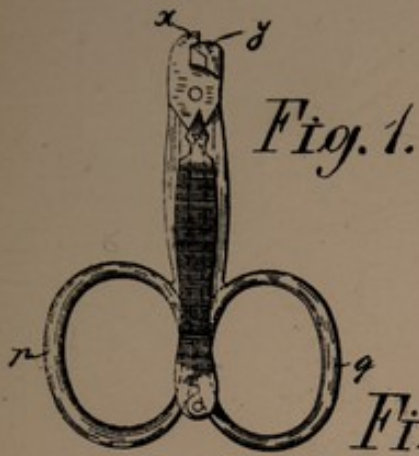


Fig. 3.

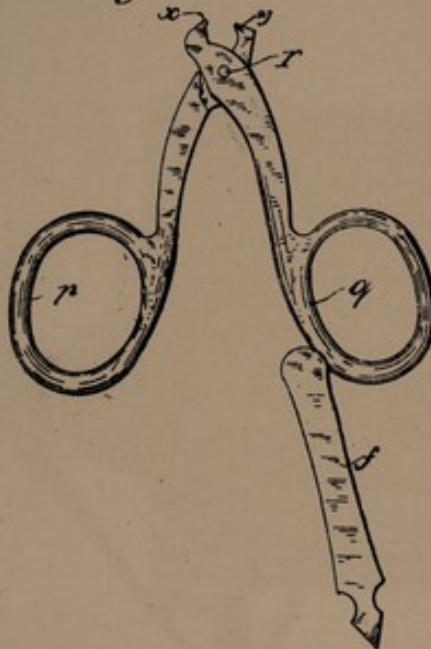


Fig. 4.

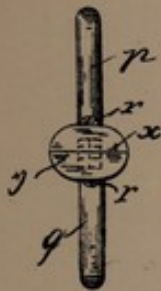


Fig. 5.



Fig. 6.

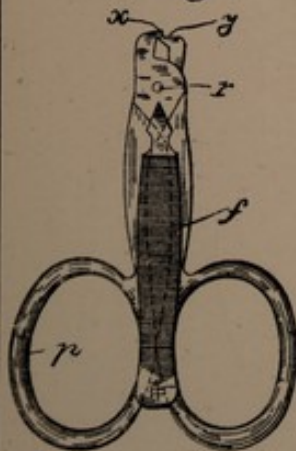
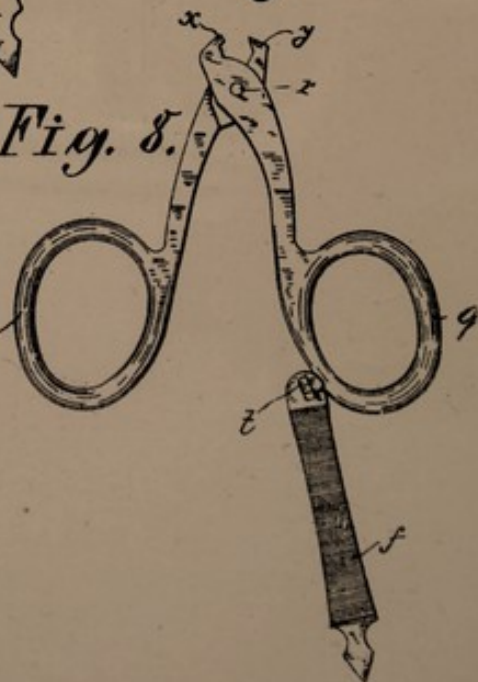
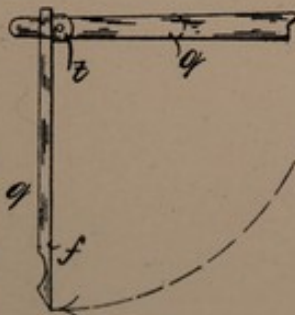


Fig. 7. Fig. 8.



[This Drawing is a reproduction of the Original on a reduced scale]

