

An improvement in enemas / [Frederick William Ingram].

Contributors

Ingram, Frederick William.
Harris & Mills.

Publication/Creation

Redhill : Printed for Her Majesty's Stationery Office by Malcomson & Co., Ltd, 1899.

Persistent URL

<https://wellcomecollection.org/works/f9g69zdw>

License and attribution

This work has been identified as being free of known restrictions under copyright law, including all related and neighbouring rights and is being made available under the Creative Commons, Public Domain Mark.

You can copy, modify, distribute and perform the work, even for commercial purposes, without asking permission.



Wellcome Collection
183 Euston Road
London NW1 2BE UK
T +44 (0)20 7611 8722
E library@wellcomecollection.org
<https://wellcomecollection.org>

N^o 10,313



A.D. 1899

Date of Application, 16th May, 1899—Accepted, 1st July, 1899

COMPLETE SPECIFICATION.

An Improvement in Enemas.

I, FREDERICK WILLIAM INGRAM, of The London India Rubber Works, Felstead Street, Hackney Wick, in the County of Middlesex, India Rubber Manufacturer, do hereby declare the nature of this invention, and in what manner the same is to be performed, to be particularly described and ascertained in and by the following statement:—

The invention has for its object to render the end of the suction tube of an enema silent in use, and to impart thereto a neat and finished appearance.

My invention is illustrated in the accompanying drawings, in which Fig. 1 is a view of a complete enema having the silent end formed on the end of the suction tube. Fig. 2 is a view of the end of the suction tube before the valve is inserted, and Fig. 3 is a section of the end of the suction tube with the valve in position.

My invention relates more particularly to that class of enemas formed by dipping and known as "seamless," but it is also applicable to an ordinary moulded enema.

a is the delivery tube with the usual rectum pipe *b*, *c* is the bulb, and *d* the suction pipe. The valve *e* is formed with a roughened exterior surface and a central rib, so that it is securely held by the suction pipe *d*, which latter is formed with a rolled up end to form a ring *f*. The valve *e* is inserted entirely in the end of the suction tube *d* and the ring *f* acts as a pad or buffer to prevent the end of the valve coming into contact with the utensil or basin when the enema is in use. The ring *f* may in some cases be formed by moulding instead of by rolling.

Having now particularly described and ascertained the nature of my said invention and in what manner the same is to be performed, I declare that what I claim is:—

1. An enema having the suction valve inserted entirely within the body of the suction tube, which latter is formed with a ring at its end, substantially as herein shown and described and for the purpose stated.

2. A seamless enema having the suction valve inserted entirely within the suction tube, which latter has a rolled ring at its end, substantially as herein shown and described and for the purpose stated.

Dated this 16th day of May 1899.

HARRIS & MILLS,
23, Southampton Buildings, London, W.C., Agents.

Redhill: Printed for Her Majesty's Stationery Office, by Malcomson & Co., Ltd.—1899.

[Price 8d.]



1870
1871
1872
1873
1874
1875
1876
1877
1878
1879
1880
1881
1882
1883
1884
1885
1886
1887
1888
1889
1890
1891
1892
1893
1894
1895
1896
1897
1898
1899
1900

[This Drawing is a reproduction of the Original on a reduced scale.]

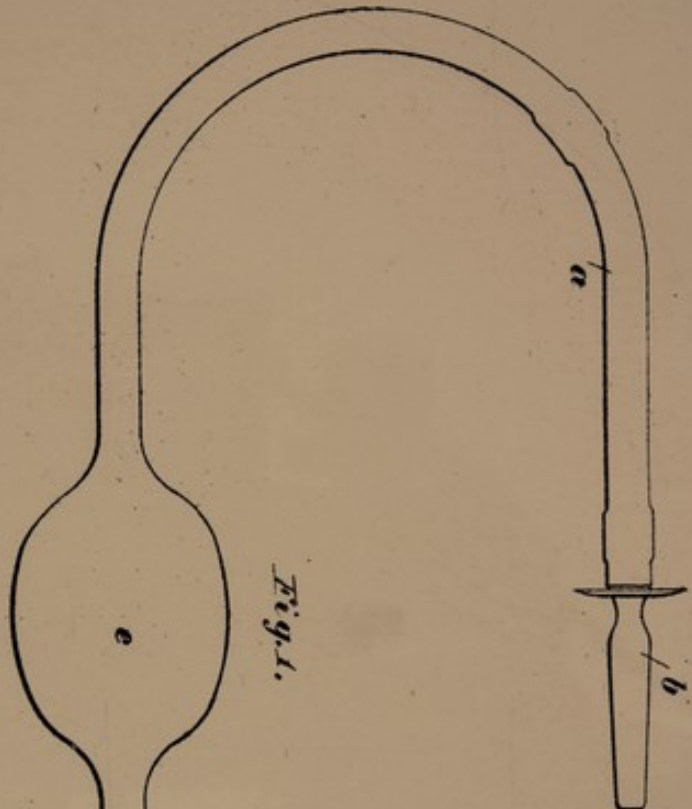


Fig. 1.

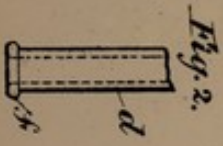


Fig. 2.

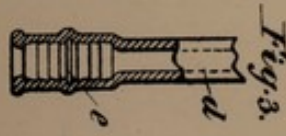


Fig. 3.

