

Improvements in mouth gags / [Lyster Cole Baker].

Contributors

Baker, Lyster Cole.
Abel & Imray.

Publication/Creation

Redhill : Printed for His Majesty's Stationery Office by Love & Malcomson, Ltd, 1903.

Persistent URL

<https://wellcomecollection.org/works/feacgywa>

License and attribution

This work has been identified as being free of known restrictions under copyright law, including all related and neighbouring rights and is being made available under the Creative Commons, Public Domain Mark.

You can copy, modify, distribute and perform the work, even for commercial purposes, without asking permission.

**wellcome
collection**

Wellcome Collection
183 Euston Road
London NW1 2BE UK
T +44 (0)20 7611 8722
E library@wellcomecollection.org
<https://wellcomecollection.org>



Date of Application, 18th Sept., 1902

Complete Specification Left, 21st May, 1903—Accepted, 25th June, 1903

PROVISIONAL SPECIFICATION.

“Improvements in Mouth Gags.”

I, LYSTER COLE BAKER, M.D. of Bayfield, Kent Road Southsea, in the County of Hampshire, do hereby declare the nature of this invention to be as follows:—

My invention relates to a surgical instrument known as a “mouth gag” for holding the mouth open during a surgical operation or the like and which consists of a pair of tongs or forceps the front ends of which are provided with grooves to fit on to the gums or teeth of the upper and lower jaws while the rear ends are provided with a ratchet catch, so that when, by pressing together the rear ends the front ends have been opened out sufficiently to hold the mouth open to the required extent they are secured in that position by the ratchet catch.

In such mouth gags as at present constructed the limbs of the instrument are rigid so that when placed in position on the mouth they firstly project in a very inconvenient manner for performing an operation in the mouth, and secondly they require to be removed and attached in a different position when it is required to operate on a different part of the mouth.

My present invention has for its object to obviate these inconveniences, and it consists in making the limbs of the instrument with one or more (preferably two) pivotal joints so arranged that the jointed parts can turn in a plane at right angles to the direction in which the limbs open and close so that while the limbs have the requisite strength and rigidity for holding the mouth open, they can when fixed in position, be bent round laterally so as to be situated at the side of the face quite out of the way of the operator.

The parts that fit on to the gums or teeth are made as separate trough shaped pieces lined with suitable soft material such as caoutchouc and attached to the articulated limbs so that assuming the instrument to be attached at or near the middle of the mouth, with the limbs bent round say to the right hand side of the face so as to enable the operator to operate on the left hand side of the mouth, then if he desire to operate on the right hand side, he merely requires to turn the instrument round on its pivotal joints for enabling him to do so. The pivotal joints may be constructed in any suitable manner for affording the requisite strength such as by forming the end of the one part forked into which fits a tongue on the contiguous part.

Dated this 18th day of September 1902.

ABEL & IMRAY,
Agents for the Applicant.

COMPLETE SPECIFICATION.

“Improvements in Mouth Gags.”

I, LYSTER COLE BAKER, M.D., of Bayfield, Kent Road, Southsea, in the County of Hampshire, do hereby declare the nature of this invention and in what manner

[Price 8d.]

Baker's Improvements in Mouth Gags.

it is to be performed to be particularly described and ascertained in what by the following statement;—

My invention relates to a surgical instrument known as a "mouth gag" for holding the mouth open during a surgical operation or the like and which consists of a pair of tongs or forceps the front ends of which are provided with grooves to fit on to the gums or teeth of the upper and lower jaws while the rear ends are provided with a ratchet catch, so that when, by pressing together the rear ends the front ends have been opened out sufficiently to hold the mouth open to the required extent, they are secured in that position by the ratchet catch.

In such mouth gags as at present constructed the limbs of the instrument are rigid so that when placed in position in the mouth they firstly project in a very inconvenient manner for performing an operation in the mouth, and secondly they require to be removed and attached in a different position when it is required to operate on a different part of the mouth.

The present invention consists in so jointing the limbs of the instrument that both these objections are overcome.

In the accompanying drawings Figs. 1 and 2 are side elevations of my improved instrument in the closed and open positions respectively, and Fig. 3 is an edge view shewing in dotted lines a second position of the limbs when the instrument is turned to one side while in use.

The forceps *a*, the limbs of which are pivoted at *b* so that when the rear parts of the limbs are opened the front parts are closed, is provided with a rack *c* which passes through a slot *d* in the rear part of limb *m* and has one end pivoted in a slot *e* in the rear part of limb *n*. The other end of the rack is provided with a thumb-piece *c'* by which it may be pressed against a spring *f* which urges the teeth of the rack to engage over the forward end of the slot *d*.

The forward parts of each of the limbs *m n* are made preferably in three parts connected pivotally by the pins *o* so as to turn freely in a plane at right angles to the plane in which the rack lies or approximately so.

The pin joint shewn in the drawings is a simple and convenient joint for the purpose required, but any kind of articulation which permits the connected parts to turn freely in one plane and in one plane only, can be substituted for the joint shewn.

Fixed on pivots *p*, which turn freely in the extreme end pieces of the limbs are trough-shaped pieces *g g'* of metal or other suitable material, lined with suitable soft material such as caoutchouc, which fit the teeth or gums of the jaws. When these pieces have been fitted in the mouth and the rear ends of the forceps closed so as to open the mouth to the required extent the forceps are held in that position by the rack and can be turned freely by means of the jointed limbs to one side or other according to the requirements of the operation to be performed.

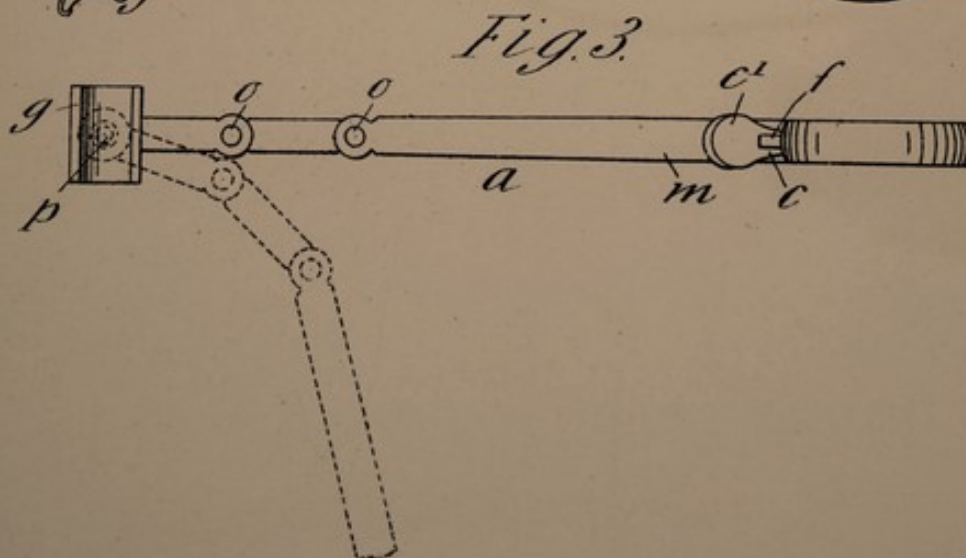
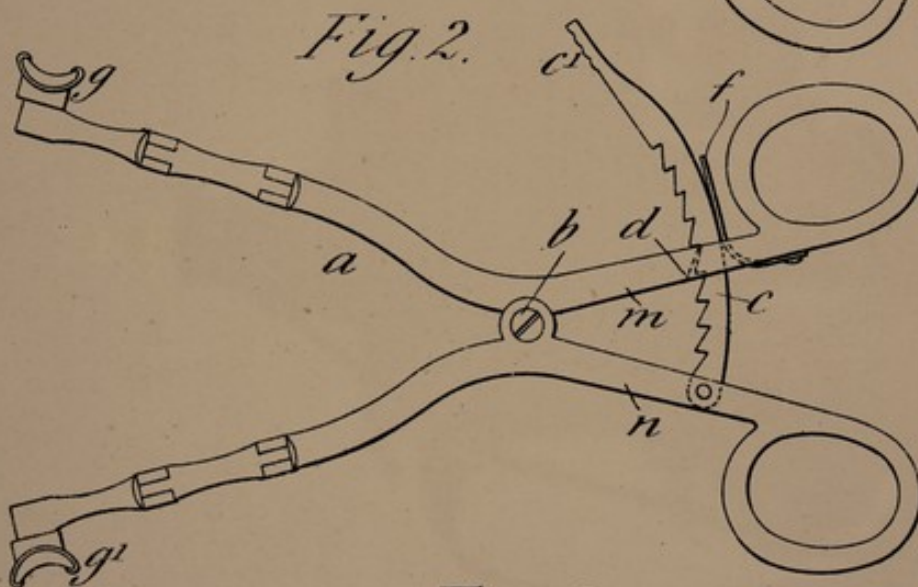
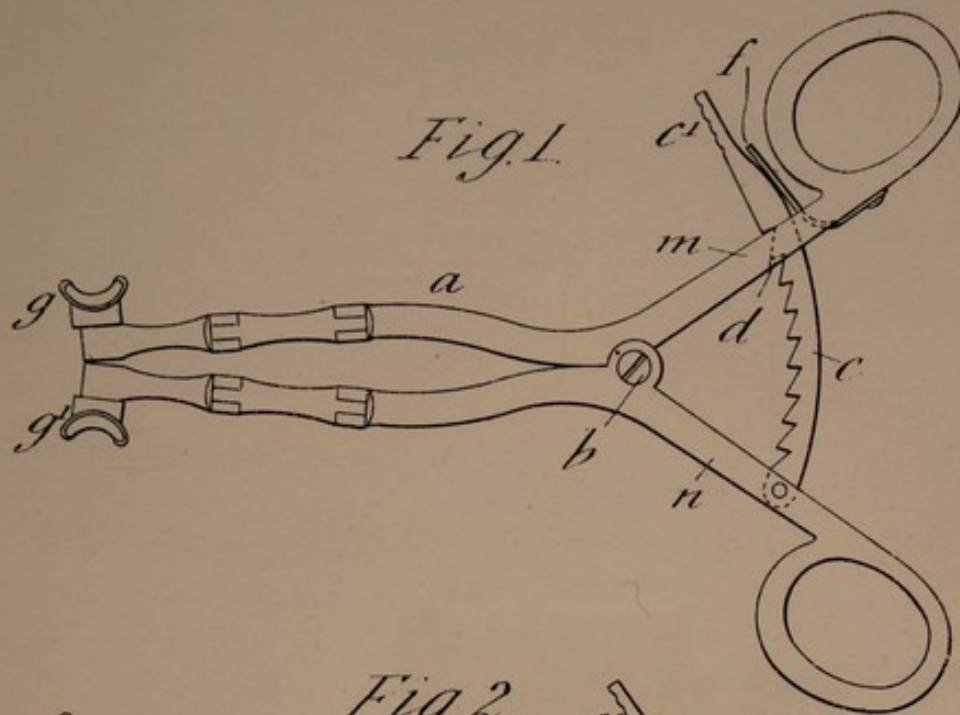
Having now particularly described and ascertained the nature of my said invention and in what manner the same is to be performed, I declare that what I claim is:—

1. In forceps for opening the mouth and holding it open in any required position, constructing the forward portion of each of the limbs in two or more parts pivotally connected, so as to enable the instrument when in use to be turned to one side or the other, substantially as and for the purposes specified.
2. Forceps or mouth-gags constructed and operating substantially as described with reference to the accompanying drawings.

Dated this 21st day of May 1903.

ABEL & IMRAY,
Agents for the Applicant. 55





[This Drawing is a reproduction of the Original on a reduced scale.]

