

**Improvements in electric apparatus for illuminating the mouth or throat /
[Friedrich Wilhelm Schumacher].**

Contributors

Schumacher, Friedrich Wilhelm.
Edwards & Co.

Publication/Creation

Redhill : Printed for His Majesty's Stationery Office by Love & Malcomson,
Ltd, 1902.

Persistent URL

<https://wellcomecollection.org/works/duztsffv>

License and attribution

This work has been identified as being free of known restrictions under copyright law, including all related and neighbouring rights and is being made available under the Creative Commons, Public Domain Mark.

You can copy, modify, distribute and perform the work, even for commercial purposes, without asking permission.

N° 25,174



A.D. 1901

Date of Application, 10th Dec., 1901—Accepted, 13th Feb., 1902

COMPLETE SPECIFICATION.

“Improvements in Electric Apparatus for Illuminating the Mouth or Throat”.

I, FRIEDRICH WILHELM SCHUMACHER, of Bonn on the Rhine, in the Empire of Germany, Tinsmith Worker, do hereby declare the nature of my said invention and in what manner the same is to be performed, to be particularly described and ascertained in and by the following statement and accompanying drawing,
5 that is to say:—

This invention has for its object a novel device for lighting the interior of the mouth, provided with a holder for the tongue, and in which the necessary incandescent electric light for lighting the mouth or throat, is made moveable and adjustable, so that the use of reflectors, mirrors, or the like, is not necessary.

10 In the accompanying drawing, which is in illustration, by way of example, of one form of the apparatus,—

Figure 1 is a longitudinal section shewing the position of the incandescent electric lamps when not in use.

Figure 2 shews their position when being used, and

15 Figures 3 and 4 are sections through A—B and C—D respectively, in Figure 2.

The body *a* of the apparatus, which for convenience of handling is provided with a finger rest *b*, consists of a hollow tube of more or less elliptical shape in cross section, and is provided with a sufficiently long extension *b* for holding
20 down the tongue.

In the body *a* a second tube *d* of corresponding section is arranged, so that it can be moved longitudinally by means of the knob *c* fitting in a slot in the outer tube, and this inner tube carries enclosed in it one or more incandescent lamps *e*, arranged in any desired position to each other, as illustrated in
25 Figures 3 and 4.

A pressure knob or handle *g*, pressed out by a spring *f*, serves for putting the lamps into the electric circuit from a suitable pocket battery or the like, in order to produce the required light.

The connection through the circuit may be made, by way of example, by
30 making the spindle *n* of the pressure knob *g* pass through a metal guide *k* which is always in electrical connection with the tube *d*, to which the negative insulated conducting wire is attached. The conducting wire *l* of the lamps *e* passes through an insulator *o* fixed in the tube *d*, and is connected with a contact piece *m*, which is opposite to a corresponding one *n*¹ upon the spindle *n* of the
35 pressure knob *g*. The conductor *i* to the lamps is fixed upon the insulator *o*, and the positive insulated conducting wire from the battery is attached to it.

Having now particularly described and ascertained the nature of my said invention and in what manner the same is to be performed, I declare that what I claim is:—

40 Apparatus for electrically lighting the mouth, having a holder for the tongue, and moveable incandescent lamps, and consisting of an external tube *a*, in

[Price 8d.]

Improvements in Electric Apparatus for Illuminating the Mouth or Throat.

which a second tube *d* fits and slides which contains one or more electrical incandescent lamps *e*, which are brought into use when required, substantially as described and illustrated.

Dated this 10th day of December, 1901.

EDWARDS AND Co.
Chartered Patent Agents,
65 and 66, Chancery Lane, London, Agents for the Applicant.

5

Redhill: Printed for His Majesty's Stationery Office, by Love & Malcomson, Ltd.—1902.



FIG. 1.

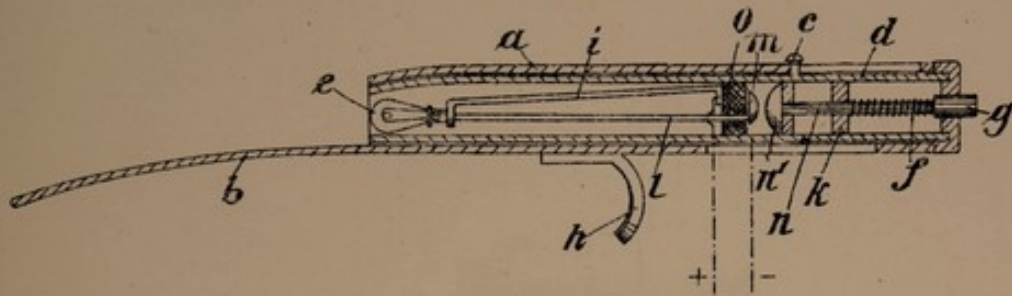


FIG. 2.

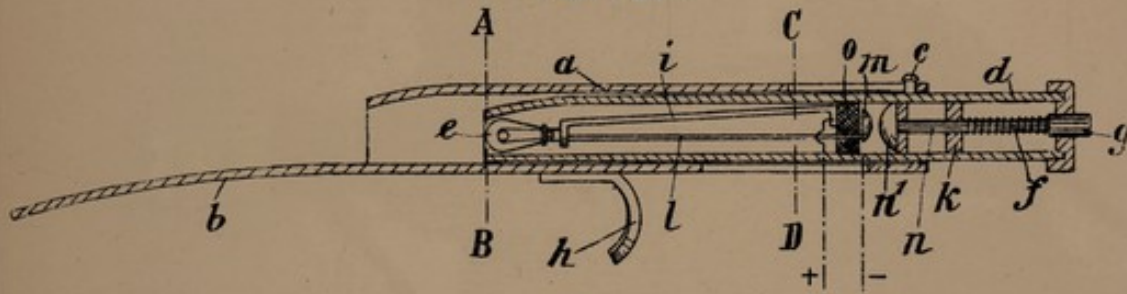
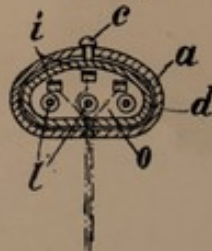


FIG. 3.



FIG. 4.



[This Drawing is a reproduction of the Original on a reduced scale.]

