

## **Annual report of the General Board of Control for Scotland : 1927-1937**

### **Publication/Creation**

Edinburgh : H.M.S.O. 1937

### **Persistent URL**

<https://wellcomecollection.org/works/bfkepxx2>



Wellcome Collection  
183 Euston Road  
London NW1 2BE UK  
T +44 (0)20 7611 8722  
E [library@wellcomecollection.org](mailto:library@wellcomecollection.org)  
<https://wellcomecollection.org>











22501438539







Digitized by the Internet Archive  
in 2019 with funding from  
Wellcome Library

<https://archive.org/details/b30684195>

WELLCOME  
LIBRARY

Ann Rep

WLM28

.B52

G78

1927-37





# Fourteenth Annual Report of the General Board of Control for Scotland

For the Year  
1927

*Presented to Parliament by Command of His Majesty*

EDINBURGH:  
PUBLISHED BY HIS MAJESTY'S STATIONERY OFFICE.


To be purchased directly from H.M. STATIONERY OFFICE at the following addresses:  
120 GEORGE STREET, EDINBURGH; ADASTRAL HOUSE, KINGSWAY, LONDON, W.C.2;  
YORK STREET, MANCHESTER; 1 ST. ANDREW'S CRESCENT, CARDIFF;  
15 DONEGALL SQUARE WEST, BELFAST;  
or through any Booksellers.

1928


*Price 2s. Net.*

Cmd. 3160.









# Fourteenth Annual Report of the General Board of Control for Scotland

For the Year  
1927

*Presented to Parliament by Command of His Majesty*

EDINBURGH:  
PUBLISHED BY HIS MAJESTY'S STATIONERY OFFICE.

To be purchased directly from H.M. STATIONERY OFFICE at the following addresses:  
120 GEORGE STREET, EDINBURGH; ADASTRAL HOUSE, KINGSWAY, LONDON, W.C.2;  
YORK STREET, MANCHESTER; 1 ST. ANDREW'S CRESCENT, CARDIFF;  
15 DONEGALL SQUARE WEST, BELFAST;  
or through any Booksellers.

1928

*Price 2s. Net.*



# CONTENTS OF THE REPORT.

	PAGE
<b>I. NUMBER AND DISTRIBUTION OF THE INSANE AT 1st</b>	
JANUARY, 1928 - - - - -	xi
Increase in Pauper Lunacy - - - - -	ib
Changes in Number and Distribution during 1927 - - -	xii
Changes from Pauper to Private Class, and <i>vice versa</i> - -	ib
<b>II. STATISTICS OF ESTABLISHMENTS FOR LUNATICS.</b>	
Admissions to Establishments - - - - -	ib
(1) <i>Direct under Sheriff's Order, Sanction of the Board, or other Statutory Authority</i> - - - - -	ib
(2) <i>By Transfer</i> - - - - -	xiii
(3) <i>Voluntary</i> - - - - -	ib
Discharges from Establishments - - - - -	ib
(1) <i>Recovered</i> - - - - -	ib
(2) <i>Unrecovered</i> - - - - -	ib
Deaths in Establishments - - - - -	ib
Removals from Establishments on Probation - - - - -	ib
Orders granted by Sheriffs during the Year - - - - -	xiv
Licences granted by the Board to Establishments - - -	ib
Changes among Attendants and Servants in Establishments -	ib
Escapes from Establishments - - - - -	ib
Accidents in Establishments - - - - -	ib
<b>III. PRESENT CONDITION OF ESTABLISHMENTS FOR LUNATICS.</b>	
Different Classes of Establishments - - - - -	xv
(a) <i>Royal and District Asylums—</i>	
Condition of Aberdeen Royal Asylum - - - - -	ib
„ Crichton Royal Institution, Dumfries - - -	xvi
„ Dundee Royal Asylum - - - - -	xvii
„ Edinburgh Royal Hospital for Mental Disorders -	ib
„ Glasgow Royal Asylum - - - - -	xviii
„ Montrose Royal Asylum - - - - -	xix
„ Murray's Royal Asylum, Perth - - - - -	xx
„ Aberdeen City District Asylum - - - - -	xxi
„ Argyll District Asylum - - - - -	ib
„ Ayr District Asylum - - - - -	xxii
„ Banff District Asylum - - - - -	xxiii
„ Dundee District Asylum - - - - -	ib
„ East Lothian District Asylum - - - - -	xxv
„ Edinburgh District Asylum - - - - -	ib
„ Fife and Kinross District Asylum - - - - -	xxvi
„ Glasgow District Asylum, Gartloch - - - - -	xxvii
„ Glasgow District Asylum, Woodilee - - - - -	xxviii
„ Govan District Asylum - - - - -	xxix
„ Inverness District Asylum - - - - -	xxx
„ Kirklands Asylum - - - - -	ib
„ Lanark District Asylum - - - - -	xxxi
„ Midlothian and Peebles District Asylum - - -	xxxii
„ Morayshire District Asylum - - - - -	xxxiii
„ Paisley District Asylum - - - - -	ib
„ Perth District Asylum - - - - -	xxxiv
„ Renfrew District Asylum - - - - -	ib
„ Roxburgh District Asylum - - - - -	xxxv
„ Stirling District Asylum - - - - -	ib
(b) <i>Private Asylum—</i>	
Condition of New Saughton Hall Asylum - - - - -	xxxvi
„ St. Andrew's Asylum, Hawick - - - - -	ib
(c) <i>Parochial Asylum—</i>	
Condition of Greenock Parochial Asylum - - - - -	xxxvii



	PAGE
(d) <i>Lunatic Wards of Poorhouses—</i>	
Condition of Buchan Poorhouse - - - - -	xxxviii
„ Cuninghame Poorhouse - - - - -	ib
„ Dumbarton Poorhouse - - - - -	ib
„ Dundee East Poorhouse - - - - -	ib
„ Govan Poorhouse - - - - -	xxxix
„ Inveresk Poorhouse - - - - -	ib
„ Kincardine Poorhouse - - - - -	xl
„ Lewis Poorhouse - - - - -	ib
„ Linlithgow Poorhouse - - - - -	ib
„ Long Island Combination Poorhouse - - - - -	ib
„ Old Monkland Poorhouse - - - - -	xli
„ Paisley Poorhouse - - - - -	ib
„ Perth Poorhouse - - - - -	xlii
„ Wigtownshire Poorhouse - - - - -	ib
(e) <i>Establishment for State and Criminal Lunatics—</i>	
Condition of the Criminal Lunatic Department of H.M. Prison at Perth - - - - -	ib
(f) <i>Mental Observation Wards—</i>	
Condition of Dundee (East) Poorhouse - - - - -	xliii
„ Eastern District Hospital, Glasgow - - - - -	ib
„ Paisley Poorhouse (Craw Road) - - - - -	xliv
„ Stobhill Hospital, Glasgow - - - - -	ib
IV. LUNATICS IN PRIVATE DWELLINGS.	
Continued Decrease in the number under Private Care - - - - -	xlv
Number of Private Lunatics in Private Dwellings - - - - -	ib
Number of Pauper Lunatics in Private Dwellings - - - - -	ib
General Reports on the Visitation of Patients - - - - -	ib
V. EXPENDITURE FOR MAINTENANCE OF PAUPER LUNATICS.	
Expenditure by Local Authorities - - - - -	xlx
Repayments by Relatives - - - - -	ib
Contributions from State Funds - - - - -	ib
Weekly Cost of each Mode of Provision for Pauper Lunatics - - - - -	ib
VI. DANGEROUS LUNATICS - - - - -	ib
VII. ALIEN LUNATICS - - - - -	1
VIII. LUNATICS UNDER JUDICIAL FACTORS - - - - -	ib
IX. NUMBER AND DISTRIBUTION OF MENTAL DEFECTIVES AT 1st JANUARY, 1928.	ib
X. STATISTICS OF INSTITUTIONS FOR MENTAL DEFECTIVES	li
XI. PRESENT CONDITION OF ESTABLISHMENTS FOR MENTAL DEFECTIVES.	
Condition of Baldovan Institution - - - - -	lii
„ Barnhill Institution - - - - -	ib
„ Birkwood Institution - - - - -	ib
„ Bridge of Weir Institution - - - - -	liii
„ Broadfield Institution - - - - -	ib
„ Falkirk Poorhouse Institution - - - - -	ib
„ Gogarburn Institution - - - - -	liv
„ Govan Poorhouse Institution, - - - - -	ib
„ Larbert Institution - - - - -	ib
„ St. Charles Institution - - - - -	lv
„ St. Joseph's Institution (Whitehill) - - - - -	ib
„ Stoneyetts Institution - - - - -	lvi
„ Waverley Park Institution - - - - -	ib
„ Defectives under Guardianship - - - - -	lvii
XII. EXPENDITURE FOR MAINTENANCE OF AIDED MENTAL DEFECTIVES - - - - -	ib



## APPENDIX.

	PAGE
Table showing (a) the Population and the proportion of Registered Lunatics. (b) The Numbers of Private, Pauper, and Criminal Lunatics, distinguishing between the sexes, and the different modes of disposal of Private and Pauper Lunatics - . . .	1
Table showing (a) Number of Lunatics on Register at 1st January of each year. The numbers placed on and removed from the Register during each year. The excess of Lunatics placed on the Register over the number removed. (b) The numbers of Lunatics registered each year, who had never previously been registered. (c) Average number of Lunatics on Register during each year, and the percentage of deaths among them - . . .	2
Table showing the Numbers of Private and Pauper Lunatics resident in Royal, District, Private, and Parochial Asylums, and in Lunatic Wards of Poorhouses, on 31st December of each year from 1915 to 1927; the Numbers thereinto Admitted; the Numbers therefrom Discharged Recovered and Not Recovered; the Numbers Transferred from one Establishment to another; and the Numbers that Died therein in each of the said years - . . .	3
Table showing the Results of Treatment in different classes of Establishments for each year from 1915 to 1927. (a) Royal and District Asylums; (b) Private Asylums; (c) Parochial Asylum (Lunatic Wards of Poorhouse with Unrestricted Licence); (d) Lunatic Wards of Poorhouses with Restricted Licences; (e) The Statistics of Pauper Lunatics in Private Dwellings for thirteen years, 1915-1926	4
Table showing the Numbers of Private and Pauper Lunatics of each Sex, in each Royal and District Asylum, Private Asylum, Parochial Asylum, and Licensed Poorhouse in Scotland, on 1st January, 1928, and the accommodation in these Establishments - . . .	9
Table showing the Numbers of Pauper Lunatics chargeable to each Lunacy District, who were resident in Establishments or in Private Dwellings respectively, on 1st January of each year from 1916-1928	10
Return showing the Numbers of Pauper Lunatics of each Sex chargeable to each Lunacy District in Scotland on 1st January, 1928, and the manner of their disposal - . . .	12
Table showing the Manner in which the Pauper Lunatics chargeable to each District Board, placed on the Register of the Board during 1927, were disposed of, and the Changes that have taken place during the year in the Disposal of those on the Register on 1st January of that year - . . .	13
Return exhibiting the Number of Orders granted by the Sheriffs for Admission of Lunatics into any Public, Private, District, or Parochial Asylum or House, stating the Asylum or House to which such Order was sent, during the year ended 31st December, 1927 -	14
Table showing Average Number of Patients Resident, and the Results of Treatment in each Asylum or other Establishment, for the year 1926. (a) Royal and District Asylums; (b) Private Asylums; (c) Parochial Asylum (Lunatic Wards of Poorhouse with Unrestricted Licence); (d) Lunatic Wards of Poorhouses with Restricted Licences	16
Return exhibiting the Number of Licences granted by the Board for the Continuance, Establishment, or Renewal of Private Asylums, Lunatic Wards of Poorhouses, and Institutions for Mental Defectives, and the Transfer of any such Licence from any one Establishment to another, during the year ended 31st December, 1927 - . . .	18



	PAGE
Tables showing (i) Classification of all recorded Causes of Death of Private Patients who Died in Asylums and other Establishments in the year 1927, and (ii) Classification of all recorded Causes of Death of Pauper Patients who died in Asylums and other Establishments in the year 1927 - - - - -	19
Table showing Expenditure for each Lunacy District on account of Pauper Lunatics during the year ending 15th May, 1927 - - - - -	23
Table showing the Average Weekly Cost of Maintenance of Pauper Lunatics in the different classes of Establishments, and in Private Dwellings, in each of the eight years 1919-20 to 1926-27 - - -	25
Table showing the Weekly Rates of Maintenance for each mode of providing for Pauper Lunatics in each Lunacy District during the year ending 15th May, 1927 - - - - -	25
Table showing the present Weekly Rates of Board in Royal and District Asylums, and the estimated Weekly Cost of Patients in Parochial Asylums and Poorhouses - - - - -	26
Table showing the Expenditure of District Boards of Control on the Maintenance and Management of Pauper Lunatics during the Financial year 1926-27 - - - - -	27
Table showing the Quantity per Inmate of various Articles of Dietary, and of Tobacco and Fuel, supplied to each District Asylum during the Financial year 1926-27, and the Price of each Article supplied -	33
Table showing the Quantities and Estimated Values of Articles supplied to District Asylums from Asylum Farms and Gardens during the Financial year 1926-27, and Prices at which the Produce supplied has been estimated - - - - -	39
Table showing the Acreage of Farms attached to District Asylums; Receipts and Expenses of such Farms and of Gardens during the Financial year 1926-27, and Profits shown on the year's transactions	40
Table showing the Expenditure by District Boards of Control during the Financial year 1926-27 in Providing, Building, Repairing, Fitting-up, and Furnishing District Asylums; and the amount of Monies Borrowed and Assessed for by District Boards of Control under the provisions of the Act 20 and 21 Vict. c. 71 - - - -	41
Table showing the Number of Defectives on the Register at 1st January of each year, and the numbers placed on and removed from the Register during each year - - - - -	42
Table showing the Number on the Register of Rate-Aided Mental Defectives of each sex chargeable to each Lunacy District in Scotland on 1st January, 1928, and the manner of their distribution, also the numbers per 100,000 of the population - - - - -	43
Table showing the Number of Private and Rate-Aided Defectives of each sex in each of the Certified Institutions on 1st January, 1928, and the changes which have taken place during the year 1927, also the rate of board in each Institution : - - - - -	44
List of Scottish Lunacy Districts, and Names and Addresses of Clerks to the District Boards of Control, the Asylums serving these Lunacy Districts, with Postal Addresses and Names of Superintendents - - - - -	45
Circular issued to Clerks and Treasurers to District Boards of Control regarding the provisions of the Rating (Scotland) Act, 1926 - - -	48





# Fourteenth Annual Report.

TO THE RIGHT HONOURABLE  
Sir JOHN GILMOUR, Baronet, D.S.O., M.P.,

*One of His Majesty's Principal Secretaries of State.*

GENERAL BOARD OF CONTROL FOR SCOTLAND,  
EDINBURGH.

SIR,

We, the General Board of Control for Scotland, have the honour to present our Fourteenth Annual Report on the Condition and Management of Lunatics and Lunatic Asylums, and on the Protection and Control of Mental Defectives in Scotland.

It is 70 years since the General Board of Lunacy entered on its duties with regard to the supervision of the insane. The Lunacy Act of 1857 by which the Board was constituted followed upon the Report of the Royal Lunacy Commission for Scotland, published in 1857.

When the Royal Commission made its report there were in existence 7 Royal or Chartered Asylums which, in addition to Private Asylums and Poorhouses, offered accommodation for the insane.

There was then no national provision for the accommodation of the insane poor in Scotland and poor patients were entirely dependent on the benevolence of the public who had contributed to the erection of the Chartered Asylums.

In consequence of the insufficient accommodation for the insane poor in these Chartered Asylums a number of licensed houses had been opened for the reception of pauper lunatics without due consideration as to their suitability, number of inmates, special arrangements for the sexes, or qualifications of the proprietor. The conditions in these licensed houses are indicated in the following Extract from the Report of the Royal Commission :—

"The premises are in most cases totally unsuited for the purpose of asylums, and are crowded in an extreme degree. The patients are badly lodged within doors, and are scarcely ever allowed to walk beyond small yards surrounded by high walls. They are generally scantily fed and clothed, and are provided with but a meagre amount of bedding, which is often of the worst kind. They are frequently subjected to mechanical restraint and seclusion, and are occasionally stripped naked and placed to sleep together on loose straw cast into rudely constructed bed-frames. They have few or no means of recreation or occupation, and scarcely any suitable books. The attendants and nurses are not in sufficient number, and their wages are too low to secure the services, or continued stay of efficient persons. Generally, no religious exercises, or other agencies calculated to elevate the moral tone of the inmates are employed, and scarcely anything is done to break the cheerless monotony of their existence."

Perhaps the worst conditions were found among patients detained at home or placed in the houses of strangers.



The Royal Commission of 1857 estimated the number of persons of unsound mind as 7,403, that is to say, there was one insane person to 413·6 of the estimated population of 1861. In the First Report of the General Board of Lunacy the numbers under the care and supervision of the Board fell somewhat below this estimate.

Since then relatively to the population there has been a gradual increase in the numbers of certified insane and the rate for the year under review is one to 264·2 of the population.

The first efforts of the Board were naturally directed toward the prevention of ill-treatment of the insane and to put on a humane and legal basis those means which at the time were regarded as necessary to restrain and seclude patients on account of dangerous and violent tendencies. To protect the insane outside these institutions Deputy Commissioners were appointed whose special duty was to visit patients in private houses. From this arose the boarding-out system, now a marked and well-known feature of Scottish Lunacy administration with the result that quiet harmless patients are left in their own homes or placed in private dwellings on the understanding that whatever be the condition of the guardian the patients shall be treated as members of the family.

Until the Mental Deficiency and Lunacy (Scotland) Act, 1913, became operative, persons suffering from mental disorder, so far as they came under the cognizance of the Board were either certified as insane or admitted as voluntary inmates to institutions. In the Royal Asylums this latter class has increased so rapidly that in some of the institutions the number admitted as voluntary boarders is larger than those admitted on certificate. Though unfortunately, while the same privilege of voluntary admission is given by Statute to private and pauper patients alike, Parish Councils, as a rule, do not take advantage of the voluntary system, as the Lunacy Grant which they receive is paid only on account of certified patients.

This Act placed a new type of patient under the supervision of the Board. Under the Lunacy Acts an idiot could and can still be certified and admitted to an asylum and consequently many mentally defective persons are so admitted.

As has been stated in former Reports, mental deficiency may be considered as a condition of mind in which the individual never attains to a normal standard and never will, and the necessary treatment of such a case therefore implies some restriction of that freedom which the Law allows to a person of normal mentality. Such treatment is educational and includes an attempt to utilise the limited faculties of the mentally defective so that they may be of some use both to themselves and to the community.

Insanity, on the other hand, implies a condition of disease or disorder in a person previously regarded as normal, and institutions for the insane are therefore primarily hospitals.

It is interesting to recall that in their First Report in 1859 the General Board of Lunacy make this observation :—



"Experience shows that there is frequently great unwillingness on the part of relatives to send to asylums patients who are suffering from the milder and incipient forms of insanity. Yet these are precisely the cases in which removal from the home circle is most likely to exercise a beneficial influence. This unwillingness appears to be in a great measure due to the necessity of obtaining two medical certificates of insanity and the Sheriff's Order, before a patient can be placed under treatment—formalities from which many sensitive minds shrink until the malady has become confirmed. Indeed, it may be said that these precautions, which are intended for the welfare and protection of the patient are frequently calculated to affect him most injuriously, by delaying appropriate treatment until the mental aberration has become so apparent that two medical men, on a cursory examination, can, without hesitation, certify to its existence. On this account, we are inclined to think that adjunct houses, in which patients, affected with certain forms of insanity, could be received without the strict legal formalities at present required, would prove a beneficial modification of our asylums, and would tend to increase recoveries by inducing patients and their friends to have recourse to treatment before the malady had become confirmed."

Holding the views expressed by their predecessors the General Board have welcomed the establishment of Observation Wards by Parish Councils. These Wards are conducted on hospital lines and their beneficial effect may be seen from the fact that no fewer than 1,240 patients passed through the Observation Wards at Stobhill and Duke Street during one year, and of these 788 returned to their homes without the necessity for certification.

The successful operation of these Wards has in the present limited scope of the Lunacy Acts partially served the purposes of the dispensaries and clinics now so well known in foreign countries—France, the United States, Belgium, etc. The advantages of these clinics and dispensaries are undoubtedly greater as patients requiring advice do not become "paupers" in the process and mild cases of nervous and mental breakdown seek skilled advice more freely and receive that special treatment which, owing to its cost, can be adequately provided only by public authorities.

For such patients there is in this country no public provision beyond the Observation Wards, and the majority are unable to afford the expense of entering Private Nursing Homes. Those mild cases and early stages of functional nervous and mental disorder are consequently left uncared for or treated in such a desultory and irregular manner that in the long run the majority become so seriously affected that they seek admission either as voluntary boarders or are sent as certified patients to asylums.

The Report of the Royal Commission on Lunacy in England, issued in 1927, has recognised the limitations of the Lunacy Laws and recommends that the functions of the Board of Control should be so extended as to include all matters relating to mental health, and in Scotland such an extension of the General Board's powers would present no difficulty.

In this connection it is particularly desirable to recall that the object of the Lunacy Grant (£115,000 annually) was to improve the care of the lunatic. This object would, in the light of our present knowledge, be better accomplished by changing the Grant from a Grant in aid of certified lunatics to one which at the discretion of the Board would assist all mentally affected persons other than those provided for as mental defectives, no matter what their circumstances or station in life.



The progress which has been made in approximating the conditions of Asylums to those of General Hospitals has been referred to in previous Reports. One of the most important steps was the introduction, now over 30 years ago, by the late Dr. Turnbull, then Medical Superintendent of the Fife and Kinross Asylum, of female nurses into the male hospital section of the Asylum. Now the custom of nursing of male mental cases requiring hospital care by female nurses is almost general.

Still earlier than the introduction of female nurses into Mental Hospitals was the attempt to instil into the minds of all in attendance on the insane that special qualifications were required by those employed to nurse and care for them and consequently, 40 years ago, four Scottish Medical Superintendents compiled a little volume which became the basis of a textbook for the training of nurses. It has now been replaced by the textbook of the Royal Medico-Psychological Association for their system of training and examining the nursing staffs of the Asylums in Great Britain and Ireland and several of the Colonies.

As a rule all nurses, either male or female, are required to undertake the obligation of qualifying for the certificate of the Medico-Psychological Association—a certificate which can be obtained only after three years' experience of mental nursing and the production of evidence as the result of examination of a high standard acquired in the course of training.

While the importance of women nurses who are specially qualified for hospital nursing necessarily makes the position of the male nurse subordinate to women in the strictly hospital sections of institutions the necessity for an equally prolonged and severe course of training and examination for male nurses has been recognised.

Owing to the peculiar nature of mental affections, many patients are benefited by work especially in the open air and the advantages of having male nurses experienced in the varying forms of mental disorder cannot be over-estimated.

During the past year Occupational Therapy has been further extended and it is now in general operation. The benefits to the patients have been frequently commented on and it only required the Exhibition of work from all the institutions throughout Scotland which took place at Bangour in July to demonstrate into what varied and useful channels it is possible to direct the energies of patients who before the introduction of Occupational Therapy were unable or thought to be unable to do anything of a useful nature and whose habits were destructive, degraded and costly from the point of view of nursing.

In most institutions dental treatment is now given by Visiting Dentists with markedly beneficial effect upon the patients. Some of the largest of our institutions have Visiting Physicians and Surgeons from the neighbouring cities dealing with and advising in cases affecting their specialties and in one case an entirely separate building is now wholly used for the work of diagnosis of the physical and mental conditions of all the patients in the institution.



# I.—NUMBER AND DISTRIBUTION OF THE INSANE AT 1st JANUARY, 1928.

On 1st January of the present year, exclusive of insane persons maintained at home by their natural guardians, there were in Scotland 18,702 insane persons, of whom we had official cognisance, including the inmates of Training Schools for Imbecile Children who have not been certified under the Mental Deficiency Act and of the Criminal Lunatic Department of Perth Prison. Of these 2,957 were maintained from private sources, 15,675 by parochial rates, and 70 at the expense of the State. As the total number at 1st January, 1927, was 18,580, an increase of 122 has taken place during the past year.

The following table shows the number and distribution of the insane of each sex in the different classes of establishments and in private dwellings at 1st January, 1928, distinguishing between private and pauper patients:—

MODE OF DISTRIBUTION.	Male.	Female.	Total.	PRIVATE.			PAUPER.		
				M.	F.	T.	M.	F.	T.
In Royal Asylums . . . . .	1,652	1,890	3,542	907	1,082	1,989	745	808	1,553
„ District Asylums . . . . .	6,346	5,863	12,209	609	203	812	5,737	5,660	11,397
„ Private Asylums . . . . .	13	30	43	13	30	43	...	...	...
„ Parochial Asylum, i.e., Lunatic Wards of Poorhouse with un- restricted Licences† . . . . .	131	112	243	6	...	6	125	112	237
„ Lunatic Wards of Poorhouses with restricted Licences . . . . .	440	445	885	...	...	...	440	445	885
„ Private Dwellings . . . . .	722	945	1,667	24	48	72	698	897	1,595
	9,304	9,285	18,589	1,559	1,363	2,922	7,745	7,922	15,667
„ Criminal Lunatic Department of Perth Prison . . . . .	64	6	70	...	...	...	...	...	...
„ Training Schools . . . . .	24	19	43†	19	16	35	5	3	8
TOTALS . . . . .	9,392	9,310	18,702	1,578	1,379	2,957	7,750	7,925	15,675

† Greenock Parochial Asylum is now the only Asylum of this class.

\* In addition to these there were 775 inmates certified under the Mental Deficiency Act.



The general results during 1927, as compared with 1926, are, in regard to *registered*\* lunatics, as follows:—(1) There was a total increase of 122, due to a decrease of private patients by 13, and an increase of pauper patients by 135. (2) The total increase of 122 resulted from an increase of the number in establishments by 173, and a decrease of the number in private dwellings by 51. (3) The increased number of 173 in establishments arose from a decrease of 5 private patients and an increase of 178 pauper patients.

CHANGES FROM THE PAUPER TO THE PRIVATE CLASS,  
AND *vice versa*.

It must be kept in view, in connection with the statistical tables giving the number of lunatics classified into private and pauper patients, that each patient does not necessarily continue till his discharge in the class to which he belonged on being placed on the Board's register. The results shown depend partly on the number of persons who, while continuing on the Board's register, cease to be private patients and become paupers, and *vice versa*.

## II.—STATISTICS OF ESTABLISHMENTS FOR LUNATICS.

(See Tables on Pages 1 to 12 of Appendix to Report.)

### ADMISSIONS TO ESTABLISHMENTS.

(1) *Admissions directly under a Sheriff's Order † the sanction of the Board or other Statutory Authority.*

In arriving at the number of persons admitted to establishments who thereby add to the gross number of asylum patients, the number of admissions which refer to a mere transfer from one establishment to another must be deducted.

(a) The total number of patients admitted to establishments (excluding transfers) during 1927 was 3,168, which is 133 more than in the previous year, and 458 less than the average for the quinquennium 1920–24.

(b) The number of private patients admitted last year was 469, which is 29 more than in the preceding year, and 142 less than the average for the quinquennium 1920–24. The pauper patients admitted to establishments numbered 2,699, which is 104 more than in the preceding year, and 316 less than the average for the quinquennium 1920–24.

The number of patients who had never previously been registered, and who were admitted for the first time to establishments for the insane in Scotland during 1927 was 2,418—392 private patients and 2,026 pauper patients.

The number of private patients admitted for the first time is 22 more than in the preceding year. The number of pauper patients who had never previously been registered is 92 more than in 1926.

\* The inmates of Training Schools for Imbeciles and of the Criminal Lunatic Department of Perth Prison are recorded in separate books, and, not being on the Board's General Register of Lunatics, are not included in this statement.

† NOTE—Detention in an Asylum can only be by Order of the Sheriff or of the Secretary of State.



*(2) Admissions by Transfer.*

The number of patients transferred from one establishment to another during 1927 was 262, which is 44 more than the previous year and 375 less than the average for the five years 1920-24.

*(3) Admission of Voluntary Patients.*

Voluntary patients are persons who, with the sanction of the Board, granted on a simple application signed by the patient, voluntarily enter asylums for treatment of mental disorder. They cannot be detained for more than three days after giving notice of their intention or desire to leave. They are not certified as insane and are not registered as lunatics, but a record is made of their names and other particulars regarding them. The whole number of such persons admitted into asylums in 1927 was 703. The average number admitted for the ten years 1918-27 was 409. The number resident on 1st January, 1928, was 815.

## DISCHARGES FROM ESTABLISHMENTS.

*(1) Discharges of the Recovered.*

During 1927, 158 private patients were discharged recovered, which is 27 less than the number in the preceding year, and 106 less than the average of the five years 1920-24. The number of pauper patients discharged recovered was 961, which is 8 less than in the preceding year, and 42 less than the average for the five years 1920-24.

*(2) Discharges of the Unrecovered.*

The number of private patients discharged unrecovered, excluding transfers, during 1927, was 128, which is 5 less than last year, and 58 less than the average of the five years 1920-24. The number of pauper patients discharged unrecovered was 319, which is 61 more than the number so discharged in the preceding year, and is 23 more than the average for the five years 1920-24.

## DEATHS IN ESTABLISHMENTS.

The number of private patients who died in establishments during 1927 was 241, which is 19 more than last year, and 33 less than the average of the five years 1920-24. The number of pauper patients who died was 1,188, which is 24 more than last year, and 158 below the average of the five years 1920-24.

The death-rate for private and pauper patients in establishments per cent. of the average number resident for the year 1927 was 8.5, as compared with 8.3 in the previous year.

The causes of death are shown in Table XII. of the Appendix.

## REMOVALS FROM ESTABLISHMENTS ON STATUTORY PROBATION.

At 1st January, 1927, 50 patients were absent from asylums on probation, with the sanction of the Board. Of these 26 have been finally discharged as recovered, 10 were sent back, and 12 remained, on the expiry of the period, under the care of friends, and 2 died. In the course of 1927, 102 patients were discharged on probation. Of these, 14 have been finally discharged as recovered, 6 whose period of probation has expired remain under the care of friends, 13 have been returned to asylums, and 1 died. The number still on probation at the close of the year was 68.



## SHERIFFS' ORDERS.

The table on pages 14 and 15 of the Appendix gives the statutory return exhibiting the number of orders granted by Sheriffs for the admission of lunatics into any Public, Private, District, or Parochial Asylum, or House, stating the Asylum or House to which such order referred, during the year ended 31st December, 1927. The number of orders granted during the year was 3,088.

## LICENCES GRANTED BY THE BOARD FOR ESTABLISHMENTS.

The number of licences granted by us for the continuance or establishment of private asylums, lunatic wards of poorhouses, and certified institutions for mental defectives, and the transfer of any licence from one establishment to another, during the year ended 31st December, 1927, are shown in Table XI of the Appendix.

## CHANGES AMONG ATTENDANTS AND SERVANTS IN EACH ESTABLISHMENT.

The number of attendants and servants who left, were dismissed, or died, during 1927, was 1,386, which is 57 more than the number for the previous year. The number who resigned their situations voluntarily is 1,037, which is 3 more than last year.

In addition to the 1,037 who resigned voluntarily 34 left on account of ill-health, 13 died during their term of service, 134 left without notice, 26 were dismissed for incompetence or unsuitability, 46 whose services were no longer required were not re-engaged, and 96 were dismissed for misconduct.

## ESCAPES FROM ESTABLISHMENTS.

The whole number of escapes during 1927 was 129. Of these, 55 were brought back within twenty-four hours, 39 within a week, and 9 after a week. There were 26 still absent on the expiry of twenty-eight days from the date of escape. Of the 26 patients not brought back, 1 was removed from the asylum registers as recovered, 17 as relieved, 6 as not improved, and 2 died.

## ACCIDENTS IN ESTABLISHMENTS.

The total number of accidents to patients reported to us as having taken place during the year 1927 was 165—which is 36 more than last year. Twenty of the accidents ended fatally, 7 of them being due to suicide. All were reported to the Crown Authorities. Of the deaths by suicide, 1 was caused by cut-throat, 1 by drowning, 1 by scalding, 2 by precipitation from a height, and 2 by the patients placing themselves before moving railway trains. Of the 13 accidental deaths not attributable to suicide, 5 were due to fractures of the skull caused by falls, 1 to drowning while absent from the Asylum on probation, 1 to suffocation caused by patient turning on to his face on his pillow during an epileptic fit, 1 to fracture of the spine in the neck caused by a fall, 1 to syncope caused by choking, resultant on the inspiration of food material into the air passages, 1 to exposure, the patient having escaped in the darkness and lain down in a cabbage field in the Asylum grounds, 1 to broncho-pneumonia resulting from the inspiration of vomited food material during an epileptic fit and 2 to fractures resulting from falls complicated by the presence in one case of arterio-sclerosis and myocardial degeneration, and in the other, of epilepsy and chronic myocarditis. There were 7 cases of attempted suicide, 3 by cut-throat, 1 by precipitation from a height, 1 by drowning, 1 by stabbing and 1 by poison. In 79 cases the



accidents involved fracture of bones or dislocation of joints and in 1 case injury to the head. In addition to these, 58 miscellaneous accidents to patients were reported, of which 3 were severe and 55 were slight.

There were also reported during the year 6 accidents sustained by 2 nurses, 1 attendant and 3 servants, while 4 members of the Asylums' staffs were assaulted by patients.

### III. PRESENT CONDITION OF ESTABLISHMENTS FOR THE INSANE.

Establishments for the insane in Scotland comprise: (a) Royal and District; (b) Private, and (c) Parochial Asylums; (d) Lunatic Wards of Poorhouses; and (e) the Department for Criminal or State Patients in Perth Prison.

The reports by the Medical Commissioners of their inspection of the different establishments have, as usual, been presented to and considered by the Board. For reasons of economy these reports are not presented in full in the Appendix, as was the custom before the war. They are entered in the appropriate books of the respective establishments on the occasion of the statutory visits of the Medical Commissioners, and a copy of each report is preserved for reference at the offices of the Board.

As a general rule, the management of these establishments reflects credit upon the officials, and almost without exception a satisfactory standard of efficiency appears to be maintained. The official registers are stated to be properly and accurately kept.

The following remarks on each of the various establishments are based upon the Medical Commissioners' reports:—

#### (a) ROYAL AND DISTRICT ASYLUMS.

##### *Aberdeen Royal Asylum.*

Inspected 13th, 14th and 15th June and 8th December, 1927.

(Average number of patients resident during year, 791.0.)

The additional facilities for treatment which have been recently added to the equipment of this institution are being extensively and critically tested as to their value in various forms of mental ailments. The working of the varied apparatus in the artificial light, diathermy and X-ray departments was demonstrated at both visits.

The verandahs are giving the utmost satisfaction in regard to their structure and location. Their value in treatment is established.

It was further noted that special arrangements are being used for applying natural sun baths when possible on the most up-to-date principles.

The nursing arrangements were found to be excellent and the medical care of all the patients throughout the institution is conducted with much earnestness and ability. It can truly be said that the conditions of the several patients are intimately known to the Medical Officers and treated with the highest skill.

The class for Occupational Therapy continues to be a source of great interest and usefulness and of stimulus to the whole institution.

The arrangements for a varied dietary are very satisfactory, but it is observed that the system whereby meals are partaken of in the several sitting-rooms still continues with discomfort to the patients concerned. It involves also extra work to the nursing and kitchen staffs.

The sitting-rooms and dormitories and all parts of the institution were found in a cleanly condition, well heated and comfortable in every respect.



The conditions at Daviot are ideal for the quiet, harmless and hard working class of patients who are located there. Mr. Cameron, the Steward at Daviot, has died after many years of faithful service, and his influence which reflected itself in all his work will be much missed.

It is understood that the Directors propose to erect a modern Sanatorium for the female patients. This will be a very welcome and much needed addition.

The management of the institution is alert and progressive.

*Crichton Royal Institution.*

Inspected 23rd June and 5th and 6th December, 1927.

(Average number of patients resident during year, 731.5.)

Favourable comment is made on the high discharge rate of voluntary patients in this establishment. This illustrates the advantages of the voluntary system as patients suffering from mental illness seek treatment in the earlier and more hopeful stages of the affection while their minds are not troubled by those worries which attach to certified mental disease.

The nursing and medical care of the hospital patients, as that of all patients in the institution, is of a skilled and intelligent description.

There has not been any use of restraint or seclusion, and this of itself is evidence of the enlightened manner in which the medical work of the institution is carried on.

Throughout the whole institution there was no complaint affecting the administration, while many patients expressed satisfaction with their treatment and care.

The difficulties attendant upon the location and congestion of some of the sick wards in the First House will soon be relieved by occupation of the New Hospital which promises to surpass even the excellent Hospitals in the other divisions. These four buildings, one for each side of the Second and Third divisions, cannot be too highly praised in respect of their generously comfortable equipment, their verandah accommodation and the thoughtful classification which successfully endeavours to avoid every possible disturbance to the patients.

The nursing staff appeared everywhere to be loyally and most efficiently supporting the management in maintaining the high standard of care and treatment. The training of the nurses and attendants is carried on in a thorough and systematic manner, and a large proportion of them hold the certificate of the Royal Medico-Psychological Association for proficiency in Mental Nursing. The changes among the nursing staff are not over numerous for such a large institution. A good standard of proficiency and interest is required of them. Their circumstances and amenities when not on duty have been the subject of thoughtful consideration by the Directors.

The condition of the institution in all departments is most praiseworthy. The sitting-rooms are bright and comfortable, and in all respects well adapted to the needs of the various types of occupants. The dormitories, the private bedrooms and suites are also most comfortable and all are scrupulously hygienic. The same agreeable thoroughness extends to the grounds and to the facilities for exercise and sports.

The management of the institution continues to be most progressive and efficient.



*Dundee Royal Asylum.*

Inspected 12th January and 29th July, 1927.

(Average number of patients resident during year, 57.5.)

Attention is drawn to the female department of this establishment. It was found to be somewhat congested, and it would be in the interests of the institution if additional accommodation, especially of a hospital nature, should be provided. If such accommodation were agreed to, it would be opportune to include in the hospital a solarium and the more important appliances used in hydro-therapy and light treatment which have been found so useful and beneficial in the treatment of nervous and mental diseases. It was noted with interest that one of the lady patients is in her 100th year.

The praiseworthy manner in which the patients are cared for, both from a medical and a nursing standpoint, has been referred to in previous reports, and an evidence of the manner in which the humane treatment of the mentally afflicted is carried out is the fact that since 1889 there has not been a single instance where a patient has been restrained or secluded.

All parts of the institution were found in excellent order, and the management continues to be most commendable.

*Royal Edinburgh Hospital for Mental Disorders.*

Inspected 30th and 31st May and 23rd November, 1927.

(Average number of patients resident during year, 709.0.)

It is observed that since the date of the first visit 65 voluntary inmates were admitted to this institution. Of these 60 left recovered or much improved in their mental and physical health. These changes among voluntary patients are very significant. They imply a greater readiness on the part of the mentally affected to enter an institution where every facility is afforded for having their condition properly diagnosed and adequately treated. This opinion is borne out by the fact that within a period of six months the great majority of those who had thus entered voluntarily were able to leave recovered from the conditions for which admission was sought.

The general health of the patients was good, and there was a marked absence of noise and excitement. This is largely due to the nursing and medical attention given to the patients. It is so painstaking, continuous and informed that each patient's needs and conditions being intimately known, all sources of irritation and discomfort are at once attended to and everything possible done to remove or ameliorate them. A further important element which tends to this result is the extensive use of Occupational Therapy under ideal circumstances.

At the second visit 175 patients were confined to bed in the hospitals. Many of these patients were being nursed in the open air, and all of them were receiving the advantages of ideal hospital conditions in their surroundings and in the nursing and medical attention given to them.

It is noted that both in West House and Craig House cinema projectors have recently been installed. The weekly display of pictures is greatly enjoyed by the patients.



The dietary is considered satisfactory and the patients were seen at meals. These were served in an orderly, expeditious and suitable manner. The food given to the patients was well cooked, appetising, varied and of good quality, while each patient had an ample portion and sufficient time was given for the meal.

The efforts of the medical staff are much benefited by the assistance given by investigation in the well equipped clinical laboratory. The advantages of having a skilled Pathologist on the staff of large institutions cannot be over-estimated, and it is to be noted that the Pathologist who, as already stated, is fully trained, is also on the staff of the Pathological Department of the University. He has, therefore, ample opportunity of keeping in touch with all recent advances in General Pathology and of adding materially to the value of the work done at this institution. This close co-operation between teaching and scientific methods and clinical and practical work will do much to place general and mental hospitals on an equal basis and thus achieve the aim of Psychiatrists to co-ordinate the work of general and special medical institutions.

All parts of the institution were found in an excellent hygienic condition and the surroundings in the sitting-rooms and dormitories such as to conduce to the well-being, comfort and happiness of the patients.

The management continues to be carried on with that progressive outlook which is so widely known.

*Glasgow Royal Asylum.*

Inspected 8th and 9th February and 2nd September, 1927.

(Average number of patients resident during year, 414.0.)

Satisfactory arrangements for dealing with an outbreak of fire now exist in this establishment. These have been approved by the Firemaster of Glasgow. Fire buckets and hand extinguishers are prominently placed and immediately accessible. The asylum is within the Glasgow area, and in each section of the buildings, that is on the male and female sides of the two houses, fire alarms have been placed similar to those used in prominent sites in the city for public use. They are inspected weekly by members of the Fire Brigade. On the occasion of a slight outbreak of fire in the nurses' quarters and at a test alarm which the Medical Superintendent was permitted to make the Fire Brigade was in attendance in five minutes.

The medical treatment of the patients is carried out with much skill and thoughtfulness and is based upon energetic investigations and study.

The nursing care of the patients is efficient and well organised. It is observed that, except in the case of one female patient, there are no locked doors, either of dormitory or bedroom, during the night throughout the institution, and that no patient who requires special observation occupies a bedroom unless with a special nurse in attendance.

Re-arrangements of the day-rooms and dormitories to enhance the facilities for hospital treatment continue to yield satisfactory results, while a progressive scheme of redecoration is improving the appearance of these apartments.

The absence of noisy excitement and of the display of destructive tendencies and depraved habits was very noticeable. This must be attributed largely to the extensive use of Occupational Therapy, in the initiation and promotion of which the institution has gained an enviable reputation.



An extensive scheme of alterations is in progress in connection with some of the domestic and administrative buildings which occupy the ground lying between the two houses. The *post-mortem* room, mortuary and mortuary-chapel are being removed to a much better site adjoining the public road beside the Laboratory. A new kitchen is being erected together with dining-halls for patients and staff and additions to the stores department. Attached to a wing of East House an operating theatre and a new dental surgery are in course of construction. Attached to the boiler-house a refuse destructor has been installed.

The dietary of the patients is considered highly satisfactory and the inmates are well clothed and have every comfort in their sitting-rooms and dormitories.

All parts of the institution were found in good order.

The convalescing house at Skelmorlie was visited. The advantages of the change to the seaside are much appreciated by the many patients who have had the privilege of being sent there.

The management of the institution is characterised by energy, enthusiasm and efficiency, while the staff is stated to be loyal and competent.

#### *Montrose Royal Asylum.*

Inspected 20th and 21st April and 25th October, 1927.

(Average number of patients resident during year, 727.0.)

Favourable reference is made to the medical care of the patients which obtains throughout this asylum, while the work of the nursing staff is reported as being very efficient. The conditions in the hospitals are particularly pleasing.

The artificial light installation is being fully used in those physical conditions in which its curative efficacy has been established. It is also being largely and studiously employed in various forms of mental disease. Several male patients have been treated for general paralysis by malarial inoculation.

The general health of the patients is good.

Approbation is expressed of the large number of *post-mortem* examinations which it has been found possible to conduct in relation to the number of patients who have died.

The dietary of the patients was carefully inspected, and is reported as being satisfactory. The Service patients and the patients employed at active and responsible work have a dietary which is practically the same as that provided for the attendants.

The new cottages for the married staff, which have been completed, were inspected. All the married members of the nursing staff are now accommodated in houses within the grounds.

Fire escape staircases have been erected on both sides of Carnegie House. In the two villas, the fire escapes, which previously provided exits from the upper flats only to the roof of the kitchen annexes, have now been extended to the ground level.



The inspection was extended to all the farm buildings. The milk supply is ample and of good quality.

The occupation of patients—the men mainly at out-of-door work and the women at household and laundry work—receives much attention and is attended with satisfactory results. The advantages from every standpoint of being able to direct useless energy into useful, profitable and curative channels are apparent. Occupational Therapy has been most successful in institutions where there is a special workshop and trained teachers in Arts and Crafts in co-operation with the medical and nursing staffs. In this way the best results are obtained.

The proposed alterations in the kitchen and laundry have been carefully considered, and when completed they will add appreciably to the efficiency of the institution.

The material well-being of the patients is adequately attended to. This was evident in their personal cleanliness, in their clothing, in the bright and attractive sitting-rooms and the comfort of their sleeping quarters.

The administration of the institution is reported to be efficient and kindly.

*James Murray's Royal Asylum, Perth.*

Inspected 4th March and 12th August, 1927.

(Average number of patients resident during year, 123·0.)

Though this institution at the second visit was not in its usual order, owing to the introduction of a new heating system, and the structural alterations going on in four dormitories by the removal of walls, and the conversion of these dormitories into two large dormitories—changes which will make the institution more modern in every respect—the comfort and medical care and treatment of the patients were all that could be desired. The spirit that has all along animated this institution is alive in every department, both medical and administrative, and is fostered by the devotion of the Directors to their trust and to the best interests of the institution. Many mentally afflicted persons, in straightened circumstances, have been helped in their time of need, and the beneficent work that has been accomplished, and still goes on, cannot be over-estimated.

The new accommodation on the male side has been completed. The extension of the day-room on the ground floor and the addition of a new sick-room have provided most desirable and most satisfactory facilities for the proper care of the patients in that department. The decoration of the wards, the furnishings and everything that tends to promote the comfort, well-being and contentment of the patients are the objects of thoughtful attention by the management.

The Directors are at present considering the question of replacing all the small iron windows by large modern sash windows and also the introduction of some form of house telephone. It is suggested that if and when the windows are remodelled vitreous glass might be introduced in all the windows.

The administration is reported as being energetic and successful.



*Aberdeen City District Asylum.*

Inspected 21st June and 13th October, 1927.

(Average number of patients resident during year, 654.0.)

Approbation is expressed of the high recovery rate which obtains in this institution, and it is regarded as an evidence of the zeal and capability of the medical staff.

It is gratifying to learn that the District Board and the Parish Council are making arrangements to facilitate the admission of suitable aided patients as voluntary boarders.

The condition in which the hospitals was found was most praise-worthy and the nursing attains a high standard.

The patients were found to be in good health generally. They are suitably exercised, and all who are physically fit were occupied at varied work to the obvious advantage of their mental and bodily health. It would be of much benefit to patients who, by reason of their mental health, are not employed in domestic and farm occupations if Occupational Therapy were introduced.

Many of the larger institutions are now provided with a shop where patients and their visitors can have simple refreshments. Not only would a shop pay but a most valued privilege for both visitors and patients would be established.

The well-being of the patients is attended to in a commendable manner and the condition of the sitting-rooms and day-rooms was such as to produce a very favourable impression.

The two new Villas are giving complete satisfaction. Built on the same lines as the older ones, but with modifications as to space and equipment derived from the experience of these, the new Villas are ideal for their purpose, both as to the comfort of the patients and the ease of administration and supervision.

The asylum has now its own cinema, and this form of entertainment is highly appreciated and largely attended by the patients.

The fire arrangements were inquired into. These, as was formerly reported, are the subject of inspection by the Firemaster of Aberdeen.

All parts of the asylum were found in good order.

The management is most favourably reported upon.

*Argyll and Bute District Asylum.*

Inspected 7th June and 25th October, 1927.

(Average number of patients resident during year, 403.0.)

All parts of this institution were found in excellent order, the beds sufficiently covered and the wards attractive and hygienic. Structural alterations are about to begin in the Male Infirmary day-room; a new beam is to be put in the roof and a bedroom will be removed, thus adding more cubic capacity to the day-room.

The general health of the patients is good while the medical and nursing care are in all respects of a high standard.

The inconvenience consequent upon structural alterations connected with the heating system is now past and the necessary redecoration is being overtaken.



The dietary is in all respects satisfactory. At the first visit the dinner was seen being served and was partaken of. It was an excellently cooked and satisfactory meal.

With the exception of the domestic and laundry workers, all the patients who were physically fit were out of doors. They were very orderly; their clothing was very neat and suitable and they presented evidence of being well cared for.

During the summer two Clinical Assistants were employed, and the value of such practical training cannot be over-estimated. Fifty per cent. of the nursing staff possess the Royal Medico-Psychological Certificate while a number of others are being prepared for the next examination.

The contentment of the patients and the kindness of the management are marked impressions of both visits.

#### *Ayr District Asylum.*

Inspected 16th June and 8th December, 1927.

(Average number of patients resident during year, 591.5.)

Particular attention is given in this establishment to the exercising and treatment of the patients in the open air and to the employment at varied occupations of all patients physically and mentally suited to benefit by work.

It was noticed that the patients were well fed and comfortably and suitably clad. The surroundings of the patients in the day-rooms and dormitories were bright, clean hygienic and of the most modern description.

Approbation is again expressed of the large number of *post-mortem* examinations which have been conducted in relation to the deaths which have occurred. They reach almost 80 per cent.

Three hundred and ninety-eight patients out of a total of 611 attended divine service on the Sunday preceding the second visit, and a like number are capable of attending the associated amusements.

The appearance of the hospitals is most attractive. The general arrangements for classification are uncommonly good and the entire absence of noise or undue restlessness shows that much thought is devoted to this very important matter.

The nursing care is informed and active and the high standard of the hospitals is maintained throughout the whole institution.

The prominent feature of the wards in the main building is the free, homely atmosphere which is studiously and liberally provided for all in whom a permanent state of mental disability calls chiefly for patient and kindly supervision and direction. There are many interesting evidences of the thought given to this important aspect of the care of the patients.

It is noted that only 136 of the 611 resident inmates were unemployed at the date of the second visit. As 96 of these were under treatment in bed the record of occupation is noteworthy. Fifty-six female patients were working in the laundry, which never fails to attract attention as an object lesson in the beneficial effects of agreeable, associated occupation, under kindly, cheerful conditions, particularly on convalescents.



Suitable patients are allowed a great amount of parole, and are sent, in parties, to cinemas, concerts and football matches in Ayr.

The neatness and variety of the clothing of all the inmates are very satisfactory.

The patients generally were found in the enjoyment of good health.

It was learned that some of the lavatories in the main building, which have still to be modernised, are under consideration. Some arrangement for speeding up the routine internal decoration, which is only provided for by one artisan painter, seems desirable.

The management is characterised as being skilful, broadminded and energetic.

*Banff District Asylum.*

Inspected 12th April and 24th August, 1927.

(Average number of patients resident during year, 205.5.)

Reference is made to the new laundry which is now in occupation and is proving a great boon to the management. Its equipment is of the most modern description and is giving the utmost satisfaction. The temporary laundry has been converted into a bright and inviting day-room and cloak-room.

The old airing courts have been done away and the surrounding walls removed, and what were formerly dull, drab, depressing places have been replaced by well kept lawns and an attractive hedge. The byres at the farm steading have been modernised.

The reconstructions and additions of recent years are most creditable to the District Board of Control. They are all in a progressive direction. They have been attained at a relatively small cost and have been carried out with much thought for the increased comfort and happiness of the patients.

A most favourable impression was received of the manner in which the hospital patients and the patients generally are nursed and medically cared for.

The inmates were seen individually, and the neatness and tidiness of their clothing attracted favourable notice.

The general health of the patients is satisfactory.

The administration of the institution continues to be most active and efficient in every direction.

*Dundee District Asylum.*

Inspected 11th February and 8th September, 1927.

(Average number of patients resident during year, 534.5.)

The contemplated alterations proposed by the District Board and approved of by the General Board will be carried out in the near future. Meanwhile the conditions under which bedridden and hospital patients are now treated have substantially improved. The new wards converted into hospitals were bright and satisfactory. They have been recently redecorated with much taste, and the whole effect is pleasing to the casual visitor and must have a good effect on those patients who are unfortunately compelled to occupy them for lengthened periods.



The nursing and care of the patients is on a high level, as is also the medical care and treatment.

The high recovery rate obtaining in this institution for the past 12 months is favourably noticed.

The general health of the patients was good. Unfortunately there is a relatively large number of obviously mentally defective patients. Several of these are particularly out of place in a Mental Hospital and could benefit greatly in a special institution where the main considerations in their care would be educational rather than medical.

All parts of the institution were found in a praiseworthy condition. The patients are well fed and their surroundings in the day-rooms and sitting-rooms were all that could be desired. They were all suitably clad and tidy in appearance.

The question of providing Occupational Therapy for those patients whose mental states are such that they cannot be employed in domestic or out-of-door work should be seriously considered by the District Board. Many of these patients have destructive tendencies and degraded habits. Occupational Therapy would largely remove these; it is not only economical but its value in ameliorating the mental state of patients and adding to their happiness and well-being has been proved by experience, and the District Board should consider the desirability of visiting some of the institutions where this form of Therapy may be seen in operation.

Allusion is made to the asylum fire brigade, which made a most commendably prompt response to an alarm of fire which was given from the female side of the building at the first visit. In this respect and in the subsequent drill the brigade showed themselves to be efficient. The important question of adequate apparatus for the immediate attack upon a localised outbreak is raised, and it is recommended that the District Board might review the present provision as to whether it is sufficiently extensive and properly accessible.

Reference is also made to the night supervision of the patients, which is said to be good. The single rooms are occupied by privileged patients. One or two dormitories occupied by patients who do not require constant observation are visited regularly during the night. If these doors require to be locked, bells should be provided for the patients' use in any emergency such as could not be met by the occasional visitation of the staff.

An opportunity was taken of visiting the farm. At the time of the second visit the cows were being milked and the hygienic conditions left much to be desired. A pure milk supply is most essential for an institution such as a Mental Hospital, and this can only be got by the presence and supervision of a competent and trained dairy-maid and a tubercle-free herd of cattle.

There were many evidences that the work of the institution is progressive and that the District Board is animated by the desire to bring it into a still higher state of efficiency.

The administration of the institution is reported as being efficient and active and the staff is described as being earnest and capable.



*East Lothian District Asylum.*

Inspected 16th May and 7th October, 1927.

(Average number of patients resident during year, 246.5.)

A new fire escape staircase leading from the dormitory at the extreme end of the male division of the main building of this establishment is almost completed. Plans are under consideration for similar provision on the female side. Chemically-operated hand extinguishers are distributed throughout the buildings, and one of these, selected at random, was found to be in satisfactory working order. The asylum fire brigade is necessarily a small one on account of the few artisans employed. It is understood that the fire brigade of the Burgh of Haddington is available in the event of an outbreak of fire. Members of the asylum fire brigade demonstrated the working of the hose, which is at their disposal for immediate measures in connection with any outbreak, but with that apparatus the pressure of water was quite inadequate, at the time of the demonstration, to deal with anything higher than the ground floor. There is no system of fire alarm signals other than the ringing of the asylum bell and verbal communication to the Engineer who is in charge of the apparatus and to the members of the brigade. It is understood that the whole matter is receiving the attention of the District Board.

The patients generally presented the appearance of being in good health. At the second visit throughout most of the day all the patients who were fit to be out-of-doors were sitting in the sunshine in front of their respective wards.

The nursing arrangements are very complete and the medical care is carried out with praiseworthy interest and energy.

It is satisfactory to observe the large number of *post-mortem* examinations which it has been found possible to conduct during the last 12 months.

The day-rooms and dormitories, from the standpoint of comfort and cleanliness, left nothing to be desired.

The sitting-rooms were bright with flowers and plants and the patients have an adequate supply of literature.

The dietary is satisfactory and the clothing of the patients was neat, comfortable, and in the case of the women varied and attractive.

It is proposed to relay the paths surrounding the institution. This is necessary for the comfort and convenience of the patients who require to be exercised frequently in the open air.

The administration of the institution continues to be most praiseworthy.

*Edinburgh District Asylum.*

Inspected 14th June and 14th and 15th November, 1927.

(Average number of patients resident during year, 917.5.)

It is observed with approbation in relation to the certificated patients who have been discharged unrecovered from this institution that during the past 12 months 15 male and 16 female patients have been boarded in the country with approved, unrelated guardians, and there is gratifying evidence that the asylum officials and the local authority are actively co-operating in this system of "boarding-out" quiet, unrecoverable patients, which, apart from the immediate benefit in relieving the asylum accommodation, has, as a method of caring for many of this class of patient, indisputably established merits of its own.



All the resident patients were seen during the course of the visits and every department of the institution was inspected.

The general care of the patients continues to be most satisfactory. In respect of accommodation, food, clothing and material comforts generally, the standard set is a good one.

The medical care and nursing maintain those distinctive features and the progressive character which have frequently been most favourably referred to in former reports.

The large number of *post-mortem* examinations which it has been found possible to conduct is favourably commented on. The percentage is 84·7 of the number of deaths which have occurred.

Favourable reference is made to the pathological work of the institution, which is in the hands of a lady doctor. It is conducted in the efficient and satisfactory manner in which the medical work throughout the whole institution is carried out.

The new villa, erected on the site of the temporary structure which was destroyed by fire, is an excellent addition to the facilities for treatment. Its commodious verandah has been found specially useful for the bed treatment of observation cases requiring special attention more on account of bodily infirmity and epilepsy than for acute mental illness. The asylum hospital accommodation is practically all taken up by senile cases, and a very large proportion of these seem to require continuous bed treatment.

The workshops were included in the inspection, and visits were also made to the classes in Occupational Therapy.

With the completion of the new special department, which includes an X-ray outfit, facilities are now offered for researches in treatment by this department and the extensive hydro-therapeutic establishment. It is doubtful if sufficient use can be made of these important assets by the present medical staff, whose routine duties must absorb a very large portion of their time. It is recommended that an addition to the medical staff be considered by the District Board.

The institution continues to be managed with energy and efficiency, and there is a loyal, competent and earnest staff.

#### *Fife and Kinross District Asylum.*

Inspected 31st March and 30th November, 1927.

(Average number of patients resident during year, 788·5.)

The alterations in regard to the fire appliances of this establishment are completed with the exception of the fire escapes at the old building which are almost ready. The fire alarm push buttons have been widely distributed throughout the buildings—there are some 70 in all. An alarm of fire was given from the administration block. The response of the fire brigade was disappointing.

The hospital wards were found comfortable and well heated, and the patients kindly and capably nursed and well attended to medically.

The heating in the sitting-rooms and dormitories throughout the institution is by coal fires. In many of the dormitories the temperature was only 42° Fahr. When one considers that probably no single patient in the institution could be described as being in good physical health—every one has some physical disorder underlying his or her mental disorder—it is hoped that one of the many conditions of the institution receiving attention and remedy will be the heating arrangements.



As regards the condition of the wards and dormitories, apart from the heating, the well-being of the patients was properly cared for.

Favourable reference is made to the large number of patients who enjoy parole beyond and within the grounds. This has always been a commendable feature in the treatment of the patients in this asylum, and there is no reason to doubt that its advantages outweigh any disadvantages accruing from the possibility of escape.

The food supplied to the patients was good, well cooked, sufficient in quantity and quality. The clothing of the patients was suitable, clean and comfortable.

It is gratifying to observe that the District Board are now proceeding with the erection of a Home for nurses. This is one of the steps necessary to bring the institution up to the high standard required of a Mental Hospital and so meet the demand that the mental health of the community shall be treated both in its preventative and curative aspects on a basis at least co-ordinate with public health.

Dr. Skeen has resigned from the post of Medical Superintendent, and Dr. Boyd, who has been Assistant Medical Officer for three years, has been appointed. The new Medical Superintendent is assisted by an Assistant Medical Officer and a Clinical Clerk who is an Undergraduate.

*Glasgow District Asylum, Gartloch.*

Inspected 25th January and 2nd and 3rd August, 1927.

(Average number of patients resident during year, 797.0.)

It is satisfactory to note that the alterations in the hospital of this establishment have now been completed. These consist of the conversion on each side of a corridor day-room and ward combined to form a large ward and the erection of a new corridor. The result is most satisfactory. Two large wards of a modern description and attractive appearance have increased the accommodation hitherto available in the hospital. These wards are largely occupied by senile patients with manifest advantage to their care and treatment. The hospital wards were found in excellent order.

The medical work of the asylum is carried out in a painstaking manner and in accordance with the most enlightened methods, while the arrangements for the treatment of the patients are modern and efficient and the nursing staff is well trained and competent.

All the patients were comfortably clothed and their surroundings in the sitting-rooms and dormitories all that could be desired.

The dietary is satisfactory and the patients are well fed, their food being tasted and the service of their meals seen.

All parts of the institution were found in good order.

The asylum shop has recently been opened. It is a most serviceable building erected in a convenient situation, and for patients, nursing staff and patients' relatives on visiting days it is proving a valuable addition to the social amenities of the asylum.

It was noted with approval that a tubercle-free herd of milch cows has been introduced. Already 15 cows have been procured. It was interesting to hear that of the remaining large herd of milch cows 100 per cent. re-acted to tubercular tests. The byres for the new herd of cows were inspected and found to be such as to conduce to the maintenance of healthy cattle.



The entertainments given to the patients are numerous and are highly appreciated.

The direction of the asylum is characterised by earnestness and efficiency, and there is an able and competent staff.

*Glasgow District Asylum, Woodilee.*

Inspected 26th April and 22nd, 23rd and 24th August, 1927.

(Average number of patients resident during year, 1,170.0.)

In this institution 343 patients attended divine service on the Sunday preceding the second visit: 292 are capable of attending associated amusements. These figures are evidence of the very large proportion of the inmates who are infirm. The accumulation in particular of senile cases goes on steadily, and with no readily workable margin of accommodation now left it is a constant source of anxiety to the management to find room for bed cases in the main building to relieve the Reception Hospitals.

Certain remedies are being considered by the District Board at present. These, although necessary in relation to the needs of the asylum, have the disadvantage of increasing the size of an institution which is already large enough for that individual attention on the part of the management to which the care of the patients owes its manifest success.

The large number of patients requiring hospital care makes the work of the nurses and medical staff unusually laborious and tedious, as several of the old sitting-rooms and dormitories have been utilised as hospital wards. It would be a relief to the sitting-room accommodation in Division 3 on each side if spacious verandahs were erected to the south.

The care and conditions in the hospital wards are of an excellent standard and the arduous and unremitting attention required to keep the senile patients comfortable and quiet is given unsparingly by a kindly and efficient nursing staff.

The medical care throughout the whole institution is carried on in an enthusiastic and enlightened spirit.

The dietary is reported as satisfactory and the food seen served to the patients was ample, well cooked and well served.

The cooking apparatus in the kitchen is very unwieldy and out of date and should be replaced by more modern equipment.

The condition of the wards and dormitories was found to be satisfactory, and the appearance and comfortable furnishings of the Reception Hospital and the Sanatoria are commendable.

A good deal of repainting is required, and if this is undertaken it should be kept in view that it is advantageous and of benefit to the patients to have it done in bright, cheerful and hygienic colours.

During the visitation of the outlying farm houses in which working patients are lodged it was learned that a tubercle-free herd of cows is being raised at the House Farm.

The institution shop is now in full working order and is already proving a marked success.

It was learned with much regret that Miss Hannah, the Matron, has resigned for reasons of ill-health.

The administration of the institution continues to be most commendable, and there is a competent and capable staff.



*Govan District Asylum.*

Inspected 14th April and 10th and 11th August, 1927.

(Average number of patients resident during year, 839.0.)

In this asylum it is observed that the presence of pulmonary phthisis at the head of the list of causes of death emphasises the desirability of supplying tubercle-free milk to every patient in the asylum. The entire supply of milk is produced at the two asylum farms, Crookston and Hawkhead, the latter supplying about half the total amount. Only the Crookston farm supply is tubercle-free, but at Hawkhead a pasteurising plant has recently been installed. Attention is again drawn to the fact that although less than half of the milk is tubercle-free, one third of this is sold to the Parish Council for use at the Southern General Hospital. Both herds were seen, and on enquiry into the methods of milk production it was learned that the cows at Crookston which re-act to the tuberculin test are meantime disposed of by being added to the Hawkhead herd.

The recovery rate of patients is most noteworthy.

On the day preceding the second visit one of the special summer entertainments for the patients had been held, and there were many expressions of the pleasure the patients had derived from the generous programme provided for them.

The asylum now accommodates considerably more than the proper numbers for any fully adequate system of classification, if indeed it may not be said to be approaching a stage of overcrowding. It speaks highly for the management that the results of this are so minimised. One very definite feature of the present difficulty is that with the large admission rate many convalescent patients have to leave the hospital and reside in the main asylum for varying periods prior to discharge.

The dietary is considered highly satisfactory and the clothing of the patients was good and comfortable. In all material respects, in the sitting-rooms and dormitories the wants of the patients are fully and thoughtfully met. A good deal of repainting has been done throughout the institution with taste and brightening effect.

It was noticed with approbation how earnest and conscientious is the medical work of the institution. The conditions and needs of the several patients, not in the hospitals only but in the whole institution, are carefully studied and attended to with gratifying results.

The department for artificial sunlight treatment was visited. The application of the treatment in skin diseases and other physical ailments has met with the expected success, and the possibilities for effecting improvement in mental diseases are being systematically explored. The new operating theatre is almost completed.

The site of the new building to house the typhoid carriers was inspected in company with the Clerk of Works. Building operations have just begun.

During the past year one new case of enteric fever arose. Fresh bacteriological investigation was undertaken and two additional female carriers were discovered and isolated. At the date of the second visit there were 11 carriers.

The general health of the patients was good.

The administration is reported as being efficient and competent.



*Inverness District Asylum.*

Inspected 13th April and 22nd August, 1927.

(Average number of patients resident during year, 723.5.)

It is stated that it would be of much advantage to the patients in this institution who cannot be profitably and usefully employed on account of their mental state if Occupational Therapy were inaugurated on a more extensive scale. The success of this Therapy is largely dependent on two factors—the employment of an Arts and Crafts teacher whose duty it is to find some means of diverting the mind from defective habits into useful channels and a hut or workshop apart from the ordinary day-rooms and workshops.

The new hall is almost completed. It has been erected in an economical manner, and much thought has been given to make its details contribute to the comfort and happiness of the patients. When completed it will be very useful and eliminate that duplication of work which is required at present to convert the dining hall into a recreation hall.

The sitting-rooms and dormitories were found to be clean, tidy, suitably furnished and hygienic, while the patients were observed to be well fed and their material welfare is amply attended to in every respect.

The conditions of the hospitals and sanatoria gave a most favourable impression. The nursing is performed by capable trained nurses, and the Medical Officers have an intimate knowledge of the needs and requirements of the patients both there and throughout the institution, and apply this knowledge with unremitting attention in the care and treatment.

Four hundred and fifty-one patients are daily employed at useful occupations.

The management is characterised as thoughtful and kindly.

*Kirklands Asylum.*

Inspected 19th January and 6th July, 1927.

(Average number of patients resident during year, 252.0.)

Minor improvements continue to be made in arrangement and equipment with a view to modernising this asylum, and these have been very successful. The structural arrangements necessitate the hospital wards on each side being upstairs. This has well recognised disadvantages in addition to making it impossible to provide verandahs which are well-established necessities for the best treatment of hospital patients. The institution is now so well up to date in every other direction that it is recommended that some consideration be given to determine whether it is not possible to make this further advance.

A cinema projector has just been purchased, and it has been arranged that the apparatus be housed in a portable fire-proof shelter so that the entertainment, which will usually be given in the dining hall, may also be extended in the various wards to those patients who are unable to go to the dining hall.

The extensive repairs to the house at Longdales, which is now declared safe from further subsidence, are almost completed.

The medical and nursing care of the patients in the hospital wards and of all the patients is informed, capable and conscientious. These wards were found well equipped for their purposes and in excellent order. The sitting-rooms and dormitories of the institution were found in their usual praiseworthy condition.



The dietary is considered quite satisfactory and the patients were neatly, comfortably and tidily dressed. They are well employed and contented and also have an ample supply of literature.

The electric lighting installation has now been completed and is working most satisfactorily.

The asylum throughout was found in good order.

The administration of the institution is reported as being progressive, efficient and zealous.

#### *Lanark District Asylum.*

Inspected 2nd, 3rd and 4th February and 17th October, 1927.

(Average number of patients resident during year, 1,193.5.)

It was learned that the District Board is considering the question of having the electricity supply of this institution transferred from their own supply to that given by the Clyde Valley Electrical Company. This will be of advantage in instituting the new electrical and hydro-therapeutic department which has been contemplated for some time, as the new arrangement will give the necessary voltage.

At a visit to one of the wards on the female side of the main building an alarm of fire was given without any previous warning. The arrangements for indicating the seat of the fire at the engine house and sounding the warning siren include also the indicating in each ward of the location of the outbreak. In three minutes' time over 30 junior nurses followed by many attendants were present, each carrying a fire bucket. The fire brigade had a hose working in just over five minutes.

The medical and nursing arrangements throughout the institution were found to be most complete and efficient. There are four qualified Assistant Medical Officers and one Clinical Assistant. The medical work is carried out with much energy and the co-operation of the medical staff in applying every form of clinical investigation to the mental and underlying physical conditions of the patients was well illustrated at both visits.

It is learned with satisfaction that the District Board have authorised the purchase of the apparatus necessary for adding artificial light treatment to the medical equipment of the asylum.

The nursing staff which now, male and female, number over 160, appeared, in every department, to be well qualified for their duties and kindly in the discharge of them. There were many evidences of the kindly relationship between the patients and staff, particularly on the female side in the department for the more chronic and troublesome patients. A considerable improvement too was noticeable in the appearance and demeanour of one ward of the most difficult and noisy types there: the work of the present staff in this section is most creditable.

The use of Occupational Therapy has already had beneficial results, and the advantages of this form of treatment have been so impressed on the authorities that it is contemplated to give up some of the sitting-rooms at present occupied by nurses for this work when the Nurses' Home, which has now been begun, has been completed.

The arrangements for treating the acute cases and the sick in hospital are in accordance with the best standards. The Reception Hospital and the Sanatorium have the advantage of their modern structure and appearance but the care of the patients in the old hospitals is on an equally excellent scale.



The dietary is reported as satisfactory. In addition to the regular diet and the special diets which are amply provided for, every patient in the Reception Hospital Sanatorium and the Hospital and infirm wards in the main buildings has supper of porridge and milk.

The abundant and excellent supply of milk is a feature of the dietary. During the visit to the farm the methods for maintaining the supply of milk, which is tubercle-free and of certified quality, were fully explained.

The condition of the asylum in respect of order, cleanliness, hygiene and comfortable and cheerful decoration was very good. Three disused boothalls, which have been converted into additional day-room accommodation of a most comfortable description, attracted particular attention by their decoration and furnishing.

The management of the institution is reported as being efficient and conscientious and the staff as willing and competent.

#### *Midlothian and Peebles District Asylum.*

Inspected 28th April and 22nd November, 1927.

(Average number of patients resident during year, 334.0.)

This asylum has not yet instituted Occupational Therapy. There were a number of patients seen who would certainly benefit from its introduction. The essential features of a successful Occupational Therapy are a special hut or workroom apart from the general sitting-room of the patients and a teacher of some of the Arts and Crafts. The duties of such a teacher are to co-operate with the nursing and medical staff in finding some form of interest and occupation for patients who cannot at present be occupied owing to their mental states and their destructive tendencies sometimes combined with nasty habits. The advantages of having these expensive and useless forms of conduct directed into useful and economical channels is obvious, and if the members of the District Board should care to see the practical results there are several institutions well worthy of a visit.

An institution such as this should be essentially an hospital, but it cannot be so in reality until the nurses are treated like those of a general hospital and given a separate Nurses' Home where they will be free from all disturbances associated with their nursing duties. Such a state of affairs as exists at present is far from satisfactory, and it is hoped that the District Board will seriously consider the question of erecting a Nurses' Home.

Approbation is expressed of the large number of *post-mortem* examinations which it has been found possible to conduct during the period covered by the two visits. The percentage is 80 in relation to the deaths which have occurred.

The general health of the inmates is good and the care of the patients by the Medical Officers and the nursing staff is painstaking and efficient.

The dietary is satisfactory.

All parts of the institution were found in good order and in a commendable state of efficiency.

The administration is characterised as painstaking and thorough.



*Morayshire District Asylum.*

Inspected 14th April and 24th August, 1927.

(Average number of patients resident during year, 158.0.)

This institution was found in excellent order. The sitting-rooms and dormitories were comfortably furnished and attractive in appearance. In respect of cleanliness and order the standard is high.

The general health of the inmates is good. An epidemic of influenza occurred in the early part of the year, but though the nursing work entailed made it a very arduous time for the staff the attack generally was a mild one and the four deaths occurred in the case of elderly patients who were frail from other causes.

The nursing of the patients is kindly, conscientious and skilled, and their medical care is most satisfactorily attended to.

The dietary is satisfactory and the patients are well fed and comfortably clothed. It was noted that very special attention was given to hospital diets: all the elderly patients had a much appreciated extra meal at eleven in the forenoon consisting of boiled milk and bread.

It was learned with regret that the improvements contemplated in the laundry have been abandoned meantime on financial grounds.

The institution continues to be managed with much success and in a most commendable spirit of progress.

*Paisley District Asylum.*

Inspected 14th February and 28th September, 1927.

(Average number of patients resident during year, 268.5.)

Every part of this institution was found in excellent order and the comfort and well-being of the patients is fully and considerably cared for in every respect. The wards and dormitories were bright, well furnished and hygienic, and the food given to the patients when tasted was well cooked, appetising and palatable. The meals are served in an orderly and satisfactory manner.

The patients were all well and suitably clothed; the clothing of the women was especially bright and attractive.

The occupational classes continue to be a noteworthy feature in the treatment of the patients. A class for community singing has been instituted: a choir of about 40 patients, male and female, accompanied at the piano by one of the female patients, sang at the first visit with great gusto and delight in a way which testified to the interest given to their instruction by the gentleman from the town who generously attends weekly for that purpose.

It is proposed to erect a special workroom for all patients engaged in the varied and useful work that is at present being done.

A number of the patients are being sent regularly for treatment by artificial light to the neighbouring hospital.

The re-arrangements of the accommodation in the old house at the farm at Hawkhead have been carried out and the whole of the main portions of the house have been brightly and tastefully redecorated.

The management is characterised as active and kindly.



*Perth District Asylum.*

Inspected 6th May and 26th August, 1927.

(Average number of patients resident during year, 390.0.)

It is observed that the attention given to the individual material and medical requirements and idiosyncrasies of the patients continues to be a marked feature of this institution. The confidence and happy relations that exist between the patients and the staff were everywhere in evidence.

The patients were seen enjoying a good dinner. The food supplied to them is ample, varied and of excellent quality, while the clothing was neat, suitable and comfortable, and their surroundings in the day-rooms and dormitories were of a commendable nature.

All patients who can benefit by suitable and varied work were so occupied. The patients are adequately exercised and treated in the open air as much as possible.

It is interesting to note that Vita glass has been placed in the windows of the sewing-room with obvious benefit to the health and happiness of the patients working there. Nothing that concerns the welfare of all the patients is left undone.

The general health of the patients is good. There is a very large number of old people in the asylum, and at the second visit 32 of these were confined to bed on account of senile infirmity.

It was learned that the satisfactory work of the nursing staff has been aided by special tutorial work which has been given for three months during the past year.

The management of the institution is maintained at its usual high standard.

*Renfrew District Asylum.*

Inspected 23rd February and 14th July, 1927.

(Average number of patients resident during year, 385.5.)

This asylum generally was found in a most efficient condition, and it was evident that the interests of the patients are the main consideration of the management.

It is learned that the District Board are considering improvements in the system of heating the Villas. They also propose to discontinue the present method of generating the asylum's own supply of electricity and instead to take current direct from the Clyde Valley Power Company.

The patients were found to be enjoying good general health.

The dietary is satisfactory, and all the patients showed evidence that they were well fed. In all material respects as regards clothing, sleeping accommodation and the state of the sitting-rooms, the conditions found leave nothing to be desired and indeed may be regarded as of a model character.

The nursing and medical care of the patients generally and particularly in the hospitals is commendable.

Approbation is expressed of the number of *post-mortem* examinations which it has been found possible to conduct during the past 12 months. The percentage in relation to the deaths is highly creditable, being 96.4.

The administration of the institution is reported as being efficient and successful and the staff as competent.



*Roxburgh District Asylum.*

Inspected 28th June and 9th November, 1927.

(Average number of patients resident during year, 364.0.)

It is observed with satisfaction that in this establishment a visiting dentist has been appointed. He visits each alternate Tuesday.

The patients in the hospitals and throughout the institution are nursed in a kindly, efficient and capable manner, and have all the medical care necessary to alleviate and remedy their several conditions.

The inmates generally were found to be enjoying good health. They were all neatly and suitably clad and had every appearance that their material well-being is carefully and conscientiously attended to, both in their persons and in their surroundings in the day-rooms and dormitories.

At the first visit a substantial, palatable and well cooked dinner of rice soup, boiled meat, potatoes and beans was seen being partaken of by the patients. It was served in a quiet and orderly manner, and the patients were given ample time to enjoy each course.

The patients who are physically fitted are employed in varied domestic and agricultural work with much benefit to their general health. The conditions under which the patients work in the laundry are particularly bright and cheerful. It is recommended that the covers of the wringing machines in the laundry should be fitted with an automatic locking apparatus so as to prevent any accident.

The management of the institution continues to be kindly and efficient and the staff is described as loyal and adequate.

*Stirling District Asylum.*

Inspected 2nd and 3rd June and 20th December, 1927.

(Average number of patients resident during year, 912.5.)

Since the last report the decoration of the old hospital of this asylum has been completed, and it is again occupied. It has been utilised for quiet parole patients, and on the male side the doors stand open all day, the patients moving in and out and to and from their work at will. The building looks particularly bright and comfortable and the patients are very happy.

In the new hospital the care bestowed upon the sick is of the most active and progressive type both in respect of medical treatment and nursing care.

The large number of patients enjoying out-of-door treatment in bed was most noticeable.

The asylum throughout was found in excellent order, clean, well ventilated, satisfactorily heated and comfortably furnished in every respect. The sitting-rooms were brightened with plants and flowers, and there was an abundance of literature provided for recreation and entertainment.

Occupational Therapy has been found of much benefit in the cases of patients whose mental and physical states are such that they cannot be employed at domestic or out-of-door work, and this department of treatment has made substantial progress.

The dietary is considered satisfactory.



Structural alterations in connection with the kitchen, which have been completed, include a pantry for dish-washing and a covered court connecting the kitchen with a range of new buildings consisting of milk larder, sterilising room, and meat larder. The cooking equipment has been entirely renewed and in such a way that the kitchen may accurately be described as a model institution kitchen.

The estate and house of Kinnaird and the asylum farm were visited. A new road has been constructed by patients' labour which shortens the distance from the asylum to the Hill of Kinnaird farm by about one mile. Plans are at present under consideration for the erection of new byres. The milk supply and the quality of the milk are alike satisfactory.

The general health of the patients is good, but it is learned that since the outbreak of enteric some years ago there has been an occasional sporadic case of a mild type usually not presenting the generally described symptoms but diagnosed by means of the widal re-action. It is recorded with great regret that Dr. Blair, one of the Assistant Medical Officers, died from enteric after a few months' service in the asylum.

The institution in every department shows evidence of the progressive attitude of the management and the staff is described as capable and sufficient.

#### (b) PRIVATE ASYLUMS.

##### *New Saughton Hall Private Asylum.*

Inspected 28th June and 4th November, 1927.

(Average number of patients resident during year, 44.5.)

The general health of the patients in this institution is good. They were obviously very contented and are accorded every facility for agreeable out-door exercise.

The wards and dormitories were found in excellent order, and a close inspection revealed the fact that nothing was left undone to promote the welfare of the patients.

Satisfaction is expressed that during the period under review no accident has occurred, no patient has escaped, and there has been no restraint and seclusion.

Dr. Macphail has retired from his position as Medical Superintendent. It goes without saying that the patients will miss him: his kindly individual interest in every one of them down to the minutest detail has always been evident. His skill as physician and administrator is well known.

##### *St. Andrew's Private Asylum, Hawick.*

Inspected 29th June and 29th November, 1927.

(Average number of patients resident during year, 0.5.)

The visits to this institution and the careful inspection of the house and the beautiful grounds attached to it confirm the views as to its suitability for the care and treatment of patients suffering from mental affections, so fully gone into in previous reports.

It is observed that the standard of comfort and care provided for the patients is a high one. The artistic and most comfortable equipment of the whole building is striking and cannot fail to have a most beneficial effect upon the patients. The nursing Sisters are highly qualified and the medical supervision is adequate.



The farm buildings were inspected. The small dairy is in charge of a lady expert and is a model of order and cleanliness.

Up to the date of the second visit only voluntary patients, of whom there were six had been admitted to the establishment.

Sister Mary Monica, the first Superintendent of the asylum, has by the rules of the Sisterhood been succeeded by Sister Mary Agnes, whose long record at St. George's bespeaks equal success in her management with that of her predecessor.

The management is characterised as kindly, conscientious and efficient.

(c) PAROCHIAL ASYLUM.

*Greenock Parochial Asylum.*

Inspected 11th February and 4th July, 1927.

(Average number of patients resident during year, 235.0.)

It is recommended that one or two dormitories in this asylum where patients who do not require special observation are located be fitted with electric bells for the use of the patients in any emergency. An enquiry into the methods of ensuring observation at night for those female patients requiring it, elicited the fact that this is properly maintained with due precautions in the matter of relieving the staff for meals, etc., till 4 a.m. The method generally employed in a General Hospital of allocating domestic duties to the night staff can only be applicable to an asylum so long as it does not interfere in any way with the important duties of constant observation, and it is recommended that the present system be, in this essential detail, reviewed and amended.

The general health of the inmates is satisfactory.

The presence in the asylum of three enteric carriers is a source of anxiety to the management. This is borne out by the recent occurrence of two cases of typhoid in a male and a female nurse. The male nurse had only recently taken up duty, and it is not clear how he became infected, but the female nurse had been attending to the carriers. Both were removed to the Fever Hospital and all members of the asylum staff have been inoculated. The Govan District Board of Control are erecting a special institution for enteric fever carriers, and when this has been completed these carriers will be transferred thereto.

Favourable comment is made on the high recovery rate obtaining in this institution. It indicates the excellent standard of nursing and medical care and treatment of the patients.

The dietary is considered satisfactory.

All parts of the institution, with the exception of Division 3, which does not attain the standard required of a modern institution, were found in good order. The day-rooms were well heated, properly ventilated and comfortably furnished. The dormitories have beds and bedding of a modern description, the bedclothing was sufficient in quantity and kept in good order and repair. The redecoration of the wards and sitting-rooms has been carried out with pleasing and satisfactory results.

The accommodation for unmarried male attendants is unsatisfactory and not such as to attract men to stay long in the service. When new accommodation is contemplated it should take the nature of a small home similar to those erected for nurses in general hospitals.

The management of the institution is reported as being kindly, efficient and conscientious.



## (d) LUNATIC WARDS OF POORHOUSES.

*Lunatic Wards, Buchan Poorhouse.*

Inspected 16th June and 13th October, 1927.

(Average number of patients resident during year, 42.5.)

The care of the patients is in all respects satisfactory. They are well fed and suitably provided for in other respects. The kindly supervision which they receive combined with the maximum of freedom is reflected in their contentment.

The condition of the wards and dormitories is satisfactory.

No restraint or seclusion has had to be resorted to since 26th January, 1876.

*Lunatic Wards, Cunninghame Poorhouse.*

Inspected 27th May and 30th August, 1927.

(Average number of patients resident during year, 85.5.)

The inmates generally are in good health, are well employed in domestic work and in the gardens in the open air. They were all found to be well and neatly clothed and they gave every evidence that their material wants are satisfactorily attended to.

The condition of the wards is satisfactory. The female wards are brightly decorated. The redecoration of the male sitting-rooms appears to be due, and a few pictures would be an advantage.

The arrangements for dealing with an outbreak of fire were fully enquired into and the various apparatus tested. With the addition, which is being made, of extra chemical hand extinguishers, the arrangements will be adequate.

The management of the wards continues to be of the most kindly description. It is efficient and capable.

*Lunatic Wards, Dumbarton Poorhouse.*

Inspected 11th January and 9th September, 1927.

(Average number of patients resident during year, 42.5.)

The day-rooms and dormitories are in admirable order, clean, comfortably heated and well ventilated. The patients are tidy in appearance and neatly clad.

The care of the patients is satisfactory in every respect, and they are suitably exercised and employed.

It was noted with pleasure how friendly the relationships between patients and staff were, and this is understood when the conscientious care of the staff was seen in evidence.

*Lunatic Wards, Dundee (East) Poorhouse.*

Inspected 13th May and 1st September, 1927.

(Average number of patients resident during year, 95.0.)

The kindly and conscientious care given to all the patients continues to characterize the nursing, medical and administrative aspects of the wards.

The material welfare of all the inmates is well attended to.

The wards were found in good order, and such repainting and redecoration as has been done has been effected with taste and thoughtfulness for the brightening influence on the patients.



*Lunatic Wards, Govan Poorhouse (Southern General Hospital).*

Inspected 18th March and 8th July, 1927.

(Average number of patients resident during year, 194.5.)

The material welfare of the patients is attended to with the utmost care, and their medical and nursing care is excellent.

The new accommodation for nurses and attendants is now occupied. It has been thoughtfully designed, and the Parish Council is to be congratulated in seeing that the standard of comfort of the nursing staff is raised to the highest level. The effect will be reflected on the care and treatment of the patients as the new quarters will afford the staff that comfort and freedom from constant association with the patients which gives added anxiety and care to already arduous and responsible duties.

Sixteen bedrooms have been provided in the new quarters and, associated with the new building there are adequate and suitably furnished sitting-rooms. The rooms formerly used by the nursing staff will accommodate 12 extra patients.

The administration of the wards is described as able and praiseworthy and the staff is capable.

*Lunatic Wards, Inveresk Poorhouse.*

Inspected 4th June and 6th October, 1927.

(Average number of patients resident during year, 31.0.)

The wards and dormitories were found to be scrupulously clean, well ventilated and comfortable. The appearance of the dormitories and the state of the bedding are very satisfactory. A few bedsteads are still of the older type. It is understood that these are to be modernised or replaced. It would be much more satisfactory and scarcely any more costly to procure the hospital type of bed to replace each of the older type instead of fitting the latter with spring mattresses.

The wards, in the matter of fire arrangements, have the facilities available for the burgh of Musselburgh, and in case of an outbreak the Edinburgh Fire Brigade would be summoned. There are two chemical extinguishers in the main corridor in addition to fire buckets in the wards. The extinguishers are too few in number, and as the connecting doors to the wards are closed at night it is recommended that on each side, male and female, two additional extinguishers be provided, one to be placed between the two dormitories and one in or near the day-room.

The food is well cooked and appetising and the quality is satisfactory. The abundance of garden produce available for the patients' use and the interest taken in providing an appetising variety in the dietary are special features of this aspect of the patients' welfare.

Any patient who is reported by the Medical Officer to be in need of dental treatment is attended to as soon as practicable.

The management is active and is animated by a very kindly interest in everything pertaining to the patients' welfare.



The medical care is excellent. A second lady Medical Officer has been appointed to the institution and the nursing staff is adequate and obviously competent. The Medical Officers demonstrated the working of a very complete installation for artificial light treatment which has just been added to the equipment of the institution. Though its scope in regard to the type of patient in the lunatic wards may be a somewhat restricted one, there should be a very wide field for testing its value in the mental observation ward of the institution, and it is gratifying to know that it is available for and likely to be well utilised in the treatment of the patients in the adjoining District Asylum.

*Lunatic Wards, Perth Poorhouse.*

Inspected 29th March and 12th August, 1927.

(Average number of patients resident during year, 38.5.)

The inmates were seen individually. Their general health is very good. They are all neatly and suitably clad and well cared for in all respects. The individual attention bestowed upon them is well reflected in their demeanour, and only a few are not employed at some useful work.

The condition of the wards is very satisfactory. The day-rooms and dormitories are comfortably furnished and scrupulously clean.

The management is active and kindly, and the medical needs of the inmates are well attended to.

*Lunatic Wards, Wigtown Poorhouse.*

Inspected 18th April and 7th December, 1927.

(Average number of patients resident during year, 36.5.)

The wards were in good order, clean, comfortably heated and well ventilated. The atmosphere prevailing is homely and kindly and the patients are all very happy. A varied and suitable dietary, in addition to a healthy open-air life, contribute largely to keeping the inmates in robust health.

The patients were all seen. They were neatly and suitably clad and generally showed evidence of being suitably cared for.

The medical care of the patients continues to be of a high standard and the journals are informative and carefully written.

(e) ESTABLISHMENT FOR STATE AND CRIMINAL LUNATICS.

*Perth Prison.*

Inspected 8th March and 11th July, 1927.

(Average number of patients resident during year, 69.0.)

All parts of this institution were inspected and found in very good order, the sitting and bedrooms being scrupulously clean.

The general health of the inmates is good. They were seen individually, and there was a marked absence of noise or excitement.

The dietary is considered satisfactory. At the first visit the dinner for the day consisted of broth, bread, beef and potatoes. It was tasted and found to be well cooked and of excellent quality.

One of the inmates has been certified as a mental defective and is at present associated with the inmates of the Criminal Lunatic Department until the separate State Institution is in working order.

The medical care is described as commendable and the management as skilled, kindly and informed.



## (f) MENTAL OBSERVATION WARDS.

By arrangement with the Scottish Board of Health, Mental Observation Wards have been established as follows at:—

- (1) Dundee (East) Poorhouse.
- (2) Eastern District Hospital, Glasgow.
- (3) Paisley Poorhouse (Craw Road).
- (4) Stobhill Hospital, Glasgow.

These wards are visited, as a rule, twice annually by the Medical Commissioners of the Board, and their reports are circulated to the Board. A copy is also sent to the Scottish Board of Health for their information.

The following remarks, in the case of each of these wards, are based upon the Medical Commissioners' reports:—

*Dundee (East) Poorhouse.*

Inspected 14th May and 1st September, 1927.

These wards were found in excellent order, having been recently painted and redecorated.

The patients were all spoken to and were suitable cases for such wards. They appreciated their conditions and treatment.

The medical and nursing arrangements are good, and gratifying results continue to attend the treatment of early manifestations of mental illness.

*Eastern District Hospital, Glasgow.*

Inspected 3rd May and 21st December, 1927.

The number of patients who have been admitted to these wards between 15th May and 15th December, 1927, a period of seven months, reached the total of 407. The number of patients in the wards at the time of the second visit was 22 men and 24 women—a total of 46.

The patients were all of a class suitable for treatment in these wards. The wards were found in excellent order, and there was a praiseworthy enthusiasm, energy and skill in the conduct of the wards which was most noticeable.

The figures above referred to show the importance of these wards and the necessity for concentrating medical attention and investigation on the early stages of mental disorder, and it is believed that it will be of advantage in this direction if the latest forms of hydro-therapy, light treatment, massage, etc., were made available for the many patients who would derive material benefit. These forms of treatment, particularly by ultra-violet rays, were referred to when the Observation Wards were begun at Stobhill, and it was pointed out how beneficial they had proved in the Clinic of the Rue Cabanis which serves the whole of the Department of the Seine in France.

While such treatment is expensive it is more economical in the long run to have patients cured in their early stages than to have them certified and detained for a long time.

The importance of these remarks is emphasised by the work which is being done, mainly of a research nature, into the origin and causes of mental disorders. This work was seen and cannot be too highly estimated.



One female patient was sent to a remote hotel in the Highlands, though the Inspector of Poor in two successive years described her as being absent *on holiday*, and her hours were from 6 a.m. till midnight with the result that her lower limbs became oedematous and I had to send her to hospital for treatment. It is not possible to get rid of the idea that where a patient is sent out to work for remuneration the Board is not made aware of all the facts and I have come to the conclusion that (1) where a guardian cannot provide work himself for a patient (2) where a patient is sent out for hire and (3) where a patient is not to be working under the direct supervision of the guardian, as a precaution and to prevent a patient being exploited, it is better to consider such guardianship and supervision inadequate and have the patient removed to someone who will personally supervise the patient's work, know where the patient is at all times and know what he is doing. There can be little doubt that the granting of remuneration has a disturbing and unsettling effect on many patients, chiefly because they are generally paid at a lower rate. With so many able-bodied men unemployed, men often with large families, it seems to me that serious social problems are involved if the Board is going to allow patients to be exploited and displace men who are anxious to be employed. In former reports I have frequently referred to the work of female patients and as I have nothing new to record nothing more need be said meantime.

Dr. Gibson reports:—In the districts which I have visited during the past year the standard of care and comfort of the patients living in private dwellings has been well maintained. The patients, both male and female, were now found to be suitably dressed and to be well fed. This is especially the case in the rural districts. Their food is generally abundant in quantity and of good quality and no distinction is made between patients and the guardians' families, both partaking of the same diet. Visitation by Medical Officers and Inspectors has been regular. The doctors have been attentive in cases of illness, and have been ready to consider any suggestions medical and otherwise which have added to the comfort of individual patients. Several patients have had the benefit of surgical treatment. A case of double congenital hernia and one of sarcoma of the head of the humerus may be mentioned. Inspectors have shown themselves willing to co-operate in obtaining a higher standard of care in the various districts, and have been ready to consider any suggestions for increasing the comfort of the patients.

The circumstances vary in the different parts of the country. While in the rural districts the conditions may generally be described as satisfactory, in the urban localities they call for special remark. There patients, whether lunatics or defectives live in the usual state of people inhabiting the poorer parts of any town. In order to see unsatisfactory urban localities, it is not necessary to go to one of the large cities. Bad housing conditions are to be found in many quite small towns in Scotland, where ventilation, lighting and sanitation are ignored just as much as in any of the bigger cities. In some instances patients have been found living in houses already condemned by the Public Health Authorities. Here conditions have been ameliorated by the guardians and patients moving to more suitable surroundings. These changed circumstances thus have resulted in a very great improvement. In the new houses, situated in semi-detached buildings frequently attached to a small piece of garden, both patients' and guardians' outlook seems to change.



The guardian has an added interest in seeing the house is clean and in keeping with the improved nature of the surroundings, while the more favourable environment in which they dwell is reflected in the better appearance and health of the patient. In several instances where the houses were unsatisfactory, although they had not already been condemned, local authorities have shown themselves ready to assist in obtaining more satisfactory houses in other and more favourable localities. The majority of guardians either in town or country districts have obviously been trying to do their duty by their patients. In a few instances this has not been the case, and houses have been found to be poorly kept in which the patients were badly dressed and showed evidence of a low standard of care. In most instances where the conditions have been found unsatisfactory, a great improvement has resulted after pointing out the faults to the people themselves, or by obtaining the co-operation of Inspectors of Poor.

As has been already remarked, patients living with their own relations are not so well cared for on the whole as patients boarded-out with strangers. While this may at first appear remarkable the reasons for it are obvious. A patient living with strangers may be removed elsewhere if conditions are unsatisfactory. In rural districts this is looked upon as a slur upon their characters, and guardians do everything in their power to avoid it by maintaining a high standard of guardianship. With patients living with their relations conditions are different, so the possibility of persuading the guardians becomes more difficult. As removal is practically out of the question, parents and especially mothers are apt to regard themselves as infallible. Many of these parents do not possess a high grade of intelligence. They keep their houses badly. Their ideas of sanitation, cleanliness and ventilation are sometimes rudimentary. In cases where alimony has been stopped either because the family's circumstances have improved or because the defective has succeeded in obtaining employment, both the patients and guardians are anxious to be exempt from any official interference. These seem to be the cases where visitation is most necessary as the labour of these working patients, who may have a vague idea of the relative values of time and money, is liable to be exploited. While the principle of boarding-out both male and female defectives in rural districts under capable and kindly guardians, who are not related, may be accepted as satisfactory, the same is not always the case in the larger cities. Unless male defectives are employed there is very little for them to occupy their time with. Either they tend to spend far too much time inside the house or they are to be found leading rather an aimless existence at street corners or the entrances of closes. The female defectives are in a similar condition. A careful supervision is necessary to prevent them getting into trouble, and as a result there must be a tendency to keep them in the house too much. Greater efforts might be made by local authorities to induce the parents of these town dwelling patients to part with them in order that they might be boarded-out and live in the freer, healthier conditions of the country. A greater development of the boarding-out system in Scotland along these lines would result in an added benefit to those patients who were capable of being treated under its provisions.

Dr. Kate Fraser reports:—Little need be said as to the advantages gained by the boarding-out of suitable lunatic patients in private dwellings. The value of this method for the care of the insane has always been recognised. With very few exceptions the care of pauper lunatics



in private dwellings and specially licensed houses in the districts visited by me has been eminently satisfactory. There is, however, a gradual falling off in the placing of pauper lunatics under guardianship from Institutions. For some reason or another Superintendents of Mental Hospitals seem disinclined to board-out, possibly because a proportion of cases are returned to them as having become unmanageable and requiring institutional care. In some instances these patients have been unsuitable from the beginning or have been placed with guardians who are unsuitable for that particular type of patient although they may have done excellently with other patients. In this connection it is interesting to note that 17 of the 31 cases returned to Institutions in my district or practically 55 per cent. had only been boarded-out for a year or less and had never settled down to outside life. The remainder had been boarded-out from 3 up to 32 years, and during these years had given little or no trouble, and during that time had enjoyed the advantages of home life. Another reason for the reduction in the numbers of boarded-out is the difficulty in obtaining suitable guardians in certain districts. This is much more difficult than in pre-war days, partly because at the present time people are not so willing to take the responsibility, and partly because the remuneration offered for undertaking such a responsibility is in some districts inadequate. In spite of the difficulties Local Authorities still continue to board-out patients most successfully and carefully. I am unable to estimate the total falling off in my district as only six counties were the same as those I visited last year, namely, Ayr, Bute, Forfar, Renfrew, Shetland and the Western Isles. In these counties there were 322 lunatic patients in private dwellings and specially licensed houses in 1926 and 312 in 1927, not a very marked falling off.

With regard to certified defectives under guardianship these fall into two groups, the conditions in the two groups being very different.

We have:—

1. Defectives placed under stranger guardianship.
2. Defectives in their own homes under guardianship of parents or near relatives.

Both groups can be further sub divided into (a) Those who have been in Institutions or special schools; and (b) Those who have never been in Institutions or special schools. In criticising the boarding-out of certified defectives it is necessary to take all these points into consideration.

The ideal conditions for boarding-out of the high grade defective lads are in the small farms and crofts where outside labour is not employed and where they work along with the guardian and his family and share the family life in every respect. I consider this to be one of the best methods of dealing with defective lads, and the improvement effected in a short time, when these boys are leading useful happy lives and realise that they are taking their place in the community, is quite striking in the cases which have come under my observation.

There is certainly more difficulty in boarding-out of the high grade defective girl. Here a stricter supervision has to be maintained. In spite of difficulties I am satisfied with the results obtained by the boarding-out of suitable patients under suitable guardians, especially those girls who have received training and learnt a certain amount of control either in Institutions or special schools. The whole success or otherwise depends on a careful selection of patients and guardians.



The establishment of care committees under the Scottish Association for Mental Welfare is already altering the possibilities of the home care of defectives. The home visitation has helped enormously in guiding and encouraging both the defective and his friends. The classes for uneducable children are giving interest and life to a large number of children who hitherto dragged out a dreary existence, while the relief to the overburdened parent cannot be estimated. The employment centres for ex-pupils carrying on the work started in the special schools are proving of immense value to those boys and girls who having left school are at present unemployed or who are unemployable.

## V.—EXPENDITURE FOR MAINTENANCE OF PAUPER LUNATICS.

The expenditure of Local Authorities, on the maintenance of pauper lunatics, for the year ended 15th May, 1927, was as follows:—For the maintenance of pauper lunatics, who were under care for longer or shorter periods during the year, in asylums, lunatic wards of poorhouses, and private dwellings, and for other expenses connected with them, a total sum of £779,332 was paid; of which £673,480 was for maintenance in asylums (including Institutions for Imbecile Children\*), £39,044 was for maintenance in lunatic wards of poorhouses, £53,521 was for maintenance in private dwellings, and £13,287 was for certification, transport, and other expenses. Of this expenditure, £45,162 was repaid by relatives and others, and £115,703 was contributed from the Local Taxation Account, in terms of Section 22 of the Local Government (Scotland) Act, 1889, and of Section 2 of the Education and Local Taxation Account (Scotland) Act, 1892. The net expenditure by Local Authorities on the maintenance of patients was thus £618,467, which is £8,514 more than the expenditure of last year.

### COST OF MAINTENANCE.

As regards asylums, the average weekly cost per head is 19s. 10d., which, calculated for the year, is £51 14s. 2d.

In licensed wards of poorhouses, the weekly cost is 17s. 3d., or £44 19s. 6d. per annum.

As regards private dwellings, the average weekly cost is 12s. 6d., or £32 11s. 9d. per annum.

## VI.—DANGEROUS LUNATICS.

The following statement shows the number of persons sent to asylums as dangerous lunatics in each of the ten years 1918-1927, at the instance of the Procurator-Fiscal, under the provisions of the 15th Section 25 and 26 Vict. cap. 54:—

1918	-	-	-	0	1923	-	-	-	0
1919	-	-	-	0	1924	-	-	-	0
1920	-	-	-	1	1925	-	-	-	0
1921	-	-	-	1	1926	-	-	-	2
1922	-	-	-	0	1927	-	-	-	8

\* For pupils in Baldovan and Larbert Institutions not certified under the Mental Deficiency and Lunacy (Scotland) Act 1913.



## VII.—ALIEN LUNATICS.

During 1927, 8 pauper lunatics were removed from Scotland as having no settlement in that country. Of these patients, all of whom were removed from asylums, 5 were sent to England, 1 to Ireland and 2 to other countries.

## VIII.—LUNATICS UNDER JUDICIAL FACTORS.

At the end of December, 1927, there were 1309 persons reported to us by the Accountant of the Court of Session as under judicial factory in consequence of mental unfitness for the management of their affairs. This number is exclusive of some cases in which the means of the wards have been exhausted, though the factory has not been formally discharged by the Court.

These persons were disposed of in the following way:—

960 were in asylums in Scotland;

266 were in private dwellings in Scotland under the care either of relatives or of unrelated guardians; and

83 were resident either in asylums or private dwellings beyond the direct jurisdiction of the Board.

All patients resident in Scotland whose estates are under the management of judicial factors were visited by our officers during the year, except some whose position and circumstances were otherwise satisfactorily known, and in whose cases visitation was thought undesirable.

## IX.—THE NUMBER AND DISTRIBUTION OF MENTAL DEFECTIVES AT 1ST JANUARY, 1928.

The number and distribution of certified mental defectives on the Register of the Board at 1st January, 1928, were as follows:—

	Private.			Rate-Aided.			Totals.		
	M.	F.	T.	M.	F.	T.	M.	F.	T.
In Certified Institutions for Adults	2	...	2	288	343	631	290	343	633
In Certified Institutions for Juveniles	61	44	105	572	517	1,089	633	561	1,194
In Private Dwellings - - -	5	3	8	522	557	1,079	527	560	1,087
In the State Institution - -	...	...	...	...	...	...	1	...	...
TOTALS - -	68	47	115	1,382	1,417	2,799	1,451	1,464	2,915

The following are general results during 1927 as compared with 1926 in regard to registered mental defectives:—

There was a total increase of 151, due to an increase of private patients by 8, an increase of rate-aided patients by 142, and the admission of 1 patient into the State Institution.



The total increase of 151 arose from an increase of the number in institutions by 116 and an increase of the number in private dwellings by 35.

The increase of 116 in institutions arose from an increase of 7 private patients, an increase of 108 rate-aided patients and the admission of 1 patient into the State Institution.

The increase of 35 in private dwellings arose from an increase of 1 private patient and an increase of 34 rate-aided patients.

## X.—STATISTICS OF CERTIFIED INSTITUTIONS FOR MENTAL DEFECTIVES.

(SEE TABLES AT END OF APPENDIX TO REPORT.)

### *Admissions.*

The total number of patients admitted to Certified Institutions during 1927 was 214, which is 31 less than in the previous year.

Of the 214 patients admitted, 16 were private patients and 198 were rate-aided patients, as compared with 17 and 228 in the previous year.

### *Discharges.*

During 1927 there was a decrease of 37 in the number of discharges from institutions, the total number discharged being 70, of which 3 were private patients as compared with 2 in 1926.

### *Deaths.*

The number of deaths during the year was 29—a decrease of 6 as compared with the number for the previous year.

The recorded main and contributory causes of death were as follows:—

Diseases of the heart and blood vessels	-	-	-	10
Pneumonia and other pulmonary diseases	-	-	-	7
General Paralysis and other diseases of the brain	-	-	-	4
Tuberculosis, including Phthisis	-	-	-	4
Epilepsy and convulsions	-	-	-	4
Debility	-	-	-	4
Typhoid and other fevers	-	-	-	3
Diseases of alimentary glandular and genito-urinary systems	-	-	-	3
Accidental drowning	-	-	-	1
Other diseases	-	-	-	2

During the year many patients are allowed home from institutions for a holiday in the Summer at the discretion of the Medical Superintendent. In addition to those so liberated, 16 patients were allowed to leave the institutions with the sanction of the Board on periods of licence varying from 3 months to 12 months in order to test their fitness for discharge to their homes. Of that number, 7 were ultimately discharged from the Registers, 3 were returned to the institution, and 6 were still absent on licence at the end of the year.

### *Escapes from Institutions.*

The whole number of escapes during 1927 was 30. Of these, 28 were brought back to the institution, 1 was placed under guardianship in a private dwelling and 1 was discharged.



XI. PRESENT CONDITION OF ESTABLISHMENTS FOR  
MENTAL DEFECTIVES.*Baldovan Certified Institution.*

Inspected 13th May and 11th October, 1927.

(Average number of patients resident during year, 272·0.)

Owing to the long illness of Dr. Drummond, the Medical Superintendent, the management of this institution has experienced much anxiety and many difficulties, but these have been met with praiseworthy promptitude, zeal and efficiency. The arrangements made by the Directors for the medical care and general supervision of the inmates during the absence of Dr. Drummond were favourably commented upon at both visits.

There were few patients found in bed in the hospital wards. This in itself is an indication of the high standard in which everything affecting the general well-being of the patients is conducted.

All parts of the institution were found in good order, clean, well ventilated and comfortably heated and the material wants of the patients as regards food, clothing and day-room and sleeping accommodation are well attended to.

The classes at school and the various forms of handicraft which form such an important part in the training of the children reflect creditably upon the children and teachers alike.

The means for coping with an outbreak of fire were enquired into and found to be satisfactory.

*Barnhill Certified Institution.*

Inspected 14th January and 26th July, 1927.

(Average number of patients resident during year, 51·5.)

Gratifying results continue to accrue from the employment of the patients at varied handicrafts. The majority of the patients are able to be so employed and their work has won for the institution an extensive and deserved reputation for the training and occupation of the mentally defective.

The condition of the wards and of all parts generally is satisfactory in every respect. Those in charge of the patients show an intelligent knowledge of their several needs, and the management is commended for its enlightened and humane policy.

*Birkwood Certified Institution.*

Inspected 3rd March and 21st October, 1927.

(Average number of patients resident during year, 95·0.)

The alterations which have been in progress since the building was first opened are now completed. The results are highly satisfactory and afford abundant evidence of the skill and forethought that have been applied to the reconstruction. In every respect the institution is well equipped for the care and training of the children at present in residence. As the institution extends its scope, it will doubtless be advisable to consider, first of all, the needs of the more helpless types of defectives, of whom as yet there are only a few, and a detached hospital, on sanatoria lines, would be a valuable addition. Meantime these patients are well cared for in that portion of the building, on the upper floor, which was furnished at the opening of the institution to receive what were considered to be urgent cases.



The decoration of the institution is most attractive. Following upon the extensive internal alterations the necessary redecorations have been made to harmonise with the elaborate decoration of the original ceilings and the artistic woodwork. There can be no doubt as to the beneficial effect upon the children of these attractive surroundings.

The individual attention given to the patients has resulted in progress in all that pertains to their care and happiness. This was especially evident in the school and workshops. In the former the children were found to be bright and happy and interested in the teaching given to them. There were many proofs given of the direction into useful channels of habits which were formerly destructive and disordered and in some cases of apparently hopeless patients responding favourably to repeated and continuous instruction. A similar state of affairs was noted in the work done by the patients which is of a varied and useful nature and so arranged as to awaken their interests and contribute to their happiness and physical and mental well-being.

*Bridge of Weir Certified Institution.*

Inspected 8th April and 5th August, 1927.

(Average number of patients resident during year, 11.0.)

At both visits to this institution the patients were found in good health and under the usual excellent care. Their surroundings are ideal and everything that can be done for their welfare is being done.

*Broadfield Certified Institution.*

Inspected 21st January and 13th July, 1927.

(Average number of patients resident during year, 25.0.)

The alterations which have been in progress have now been completed, and what has been done gave a favourable impression and justifies the confidence that the Paisley District Board of Control are doing their utmost for the success of the institution. The bathing accommodation is somewhat limited but is as good as it can be in the present circumstances. The various parts of the house were found in good order, and a considerable amount of redecoration of the interior has been very tastefully done by an attendant assisted by two of the boys.

The patients at both visits were in good health and were seen engaged at various useful and health-giving occupations mainly in the open air. They are tidily and comfortably clothed and give every appearance of being well cared for.

*Falkirk Poorhouse Certified Institution.*

Inspected 22nd April and 22nd December, 1927.

(Average number of patients resident during year, 80.0.)

The management of these wards continues to be guided by sympathetic and skilled consideration for the best interests of the patients. There is abundant evidence that the inmates are well cared for in respect of food, clothing and accommodation. They are all in good health and are bright, contented and happy in their various activities.

The dormitories were found in excellent order, and at the second visit the day-rooms were specially bright in view of the near approach of Christmas.



*Gogarburn Certified Institution.*

Inspected 30th March and 21st November, 1927.

(Average number of patients resident during year, 57.0.)

Everywhere here the conditions were found to be excellent. The hygienic surroundings and the obvious interest of the nursing staff in their charges combine to produce a favourable impression of the manner in which the institution is conducted. The management is conscientious, kindly and capable.

The patients all seem happy and appreciative of their surroundings and care. The girls are trained in domestic work and the boys at work out-of-doors. At one visit some of the boys were preparing with obvious pleasure a football pitch in the park in front of the house.

The educative value of Occupational Therapy was apparent in the improvement of the mental states of many of the patients and the practical value of the work resulted in a sum of £104 being obtained from a sale of the goods made by the patients. This money has been expended wholly in entertainment of the patients and provision for their amusement and recreation. A new gramophone has been bought, and during the summer the girls had a picnic to Dundas Castle and the boys one to North Berwick.

*Southern General Hospital (Govan Poorhouse) Certified Institution.*

Inspected 18th March and 8th July, 1927.

(Average number of patients resident during year, 49.0.)

These wards throughout were found in excellent order and the care of the patients continues to aim at developing the individual capabilities of the patients to the fullest extent possible.

The patients are very neatly dressed and their healthy appearance gives evidence of good feeding and adequate exercise.

*Larbert Certified Institution.*

Inspected 29th June and 7th November, 1927.

(Average number of patients resident during year, 491.0.)

Both visits have again shown that the high standard in the care and training of the patients is being maintained.

The arrangements for the nursing of the children in the sanatorium and for the care of the very helpless in the ward allocated to such cases are most satisfactory. The brightness and hygiene of these wards and the tidiness and cleanliness of every child there reveal an efficiency and a devotion to extremely arduous nursing which are most commendable. Throughout the ordinary wards an equally efficient care is manifested.

The attention given to the important training in all forms of handicraft continues to be noteworthy. The usual domestic offices and the workshops are busy centres with kindly instructors and happy children.

A new sewing-room has now been provided which not only offers better accommodation but is also in every respect more hygienic. It has a verandah and a proportion of the patients are able to work in the open air—an advantage which cannot be too strongly emphasised since it will tend to reduce the incidence of tuberculosis.



The tailor's workshop is at present being greatly enlarged. No fewer than 16 boys are engaged in this work.

Larbert House, which is now in complete working order, was fully inspected. In respect of drainage, heating and lighting it has been entirely modernised and it affords accommodation for private patients which in every way is most adequate. The ground floor sitting-rooms and dormitories are occupied by the girls: these include a winter garden. The male patients occupy the upper floor. The two divisions have separate entrances. The common dining hall is on the ground floor. The kitchen premises and domestic offices have all been excellently planned. The bathing and lavatory arrangements are ample and modern. The decoration and furnishings are most artistic and the spacious and comfortable surroundings are obviously appreciated by the inmates.

*St. Charles' Certified Institution.*

Inspected 27th June and 3rd November, 1927.

(Average number of patients resident during year, 112.0.)

The rules of the Sisterhood have necessitated a change in the post of Superintendent. Sister M'Donnell who has left the institution for another sphere of activity associated with the Sisterhood has managed the institution with conspicuous ability throughout the years of its location in difficult surroundings in Glasgow and has seen the present establishment at Carstairs through the important stage of its early development. Her work during these years has been invaluable and deserves the highest praise.

A very satisfactory impression was formed of the standard of care and of the efficiency of the staff. The condition of the institution from the point of view of hygiene is excellent and the dormitories are comfortable and well equipped.

The girls and boys are all extremely happy and the patience and kindness of their teachers could not be excelled.

*St. Joseph's Certified Institution.*

Inspected 2nd May and 31st October, 1927.

(Average number of patients resident during year, 73.5.)

All parts of this institution were found in excellent condition, and the material well-being of the patients is fittingly taken care of in their feeding, their clothing, and their comfort in the sitting-rooms and in the dormitories.

All the patients who are physically fitted are kept well occupied. The younger patients attend school while the older ones are employed mainly at domestic and household duties and out-of-door occupations.

Numerous structural alterations have been carried out. These have been conceived in a wholly progressive direction and with much thought for the adequate training of the patients in order and in personal cleanliness.

The loving care exercised by the Sisters is bringing out, wherever possible, the latent energies and capabilities of the patients, and it is evident that the administration is most efficient and is animated by the single desire to do all that can be done for the patients.



*Stoneyetts Certified Institution.*

Inspected 16th March and 7th July, 1927.

(Average number of patients resident during year, 364.0.)

The patients are in good general health apart from the physical defects which in so many cases accompany mental deficiency. There are 164 patients in the institution who suffer from epilepsy. The care and observation of these patients are so complete that all except a few are usefully and actively employed so that they display little of the querulousness frequently associated with the combination of epilepsy and mental disability.

Another striking feature of the institution is the happy relationship between the patients and an excellent nursing staff.

The various domestic offices afford abundant occupation for a large number of the girls. The work in each department is well done. At one visit the weekly Brabazon class was inspected, and this form of Occupational Therapy, which has been so long in existence in association with the Glasgow Mental Institutions, continues to develop and afford a pleasant method of instructing the female patients in the production of artistic and useful handiwork. The majority of the able-bodied male patients work on the farm and garden. All the artisan departments employ their quota of patients and the work seen is highly creditable to the patients and their instructors.

The recreation and amusement of the patients are carefully organised with a remarkable insight into the part which these can play in promoting both contentment and discipline. In this connection the enthusiasm of the nursing staff is again to be warmly commended.

The medical care is very efficient and highly skilled, and the work of scientific research continues to be diligently prosecuted.

*Waverley Park Certified Institution.*

Inspected 13th January and 27th July, 1927.

(Average number of patients resident during year, 88.5.)

This institution was the first in Scotland and one of the earliest in Great Britain to be established as a Colony for the mentally defective. It is now 21 years since it was opened, and up to 31st December, 1926, exclusive of the 91 patients in residence at that time, 134 girls have been admitted. It is impossible to speak too highly of the supervision and education that have been given to these girls at an age when they would have been liable to launch out on a course leading to moral degeneracy.

The management is kindly and conscientious and the contentment and behaviour of the girls, many of whom are difficult to control, show that much tactful skill and patience is exhibited by the nursing staff.

Additions to the main building, on two floors, have been completed, comprising one large room and lavatory accommodation on each floor. Both of these rooms have been furnished as dormitories affording sleeping accommodation for 20 patients, and the Directors are now giving their attention to the provision of extra day-room accommodation.



*Defectives under Guardianship.*

During the year ended 31st December, 1927, 1 private and 100 aided mental defectives were certified and placed under guardianship (including 21 dealt with by judicial order and 1 by order of the Secretary of State for Scotland), 44 aided patients were discharged from guardianship and 22 aided patients died. The following table shows the class and sex of the defectives certified during the year:—

Adults.		Children.		Total.
M.	F.	M.	F.	
45	38	13	5	101

The Board notes with interest and satisfaction the development of the Scottish Association of Care Committees and anticipates excellent results from its work.

## XII.—EXPENDITURE FOR MAINTENANCE OF AIDED MENTAL DEFECTIVES.

The approved expenditure of Local Authorities on the maintenance of aided mental defectives for the year ending 15th May, 1927, was as follows:—

For the maintenance of and provision of accommodation for certified aided defectives who were under care for longer or shorter periods during the year in certified institutions and under guardianship, and for other expenses connected with them, a total sum of £130,627 was expended. Of this expenditure £4,338 was recovered from private sources, £232 thereof being in respect of expenditure in previous years on which grant had already been paid, and £63,156 was contributed from Treasury funds in terms of Section 37 of the Mental Deficiency and Lunacy (Scotland) Act, 1913. The net approved expenditure by Local Authorities was accordingly £63,133.

We have the honour to be,

SIR,

Your most obedient humble Servants,

H. ARTHUR ROSE, *Chairman.*

J. R. N. MACPHAIL.

HAMILTON C. MARR.

JAMES P. STURROCK.

A. D. WOOD,

*Secretary.*

EDINBURGH, 8th June, 1928.



## APPENDIX.—TABLE I.\*

A. † The Population and the proportion of Registered Lunatics.  
 B. The Numbers of Private, Pauper, and Criminal Lunatics, distinguishing between the sexes, and the different modes of disposal of Private and Pauper Lunatics.

1.  YEARS.	2.  Population of Scotland estimated at the middle of the year.	3.  Total Registered Lunatics at 1st January.	4.  Number of Registered Lunatics per 100,000 of Population.	5.  Total Registered Pauper Lunatics at 1st January.	6.  Number of Private Lunatics.						7.  Number of Pauper Lunatics.						8.  Number of Lunatics in Criminal Lunatic Depart- ment.‡		
					In Asylums.			In Private Dwellings.			In Asylums and Lunatic Wards of Poorhouses.			In Private Dwellings.					
					M.	F.	T.	M.	F.	T.	M.	F.	T.	M.	F.	T.			
Average of the 5 years 1911-1915	—	18,537	390	16,053	1033	1307	2340	36	79	115	6779	6445	13,224	1253	1605	2858	52	7	59
1916 -	4,824,308	18,842	394	16,377	1036	1309	2345	40	80	120	7040	6635	13,675	1188	1514	2702	56	7	63
1917 -	4,854,738	18,661	387	16,216	1035	1293	2328	40	77	117	7036	6552	13,588	1147	1481	2628	59	7	66
1918 -	4,886,274	18,125	373	15,647	1090	1270	2360	43	75	118	6747	6411	13,158	1079	1410	2489	58	4	62
1919 -	4,894,100	17,601	360	14,897	1276	1319	2595	37	72	109	6256	6302	12,558	1013	1326	2339	62	5	67
1920 -	4,864,396	17,432	356	14,539	1474	1319	2793	34	66	100	6192	6209	12,401	936	1202	2138	63	4	67
Average of the 5 Years	—	18,132	374	15,535	1182	1302	2484	39	74	113	6654	6422	13,076	1073	1386	2459	60	5	65
1921 -	4,882,288	17,665	363	14,734	1517	1320	2837	32	62	94	6300	6404	12,704	898	1132	2030	65	5	70
1922 -	4,907,900	17,893	366	14,965	1534	1315	2849	28	51	79	6462	6588	13,050	848	1067	1915	69	2	71
1923 -	4,915,500	18,122	369	15,286	1454	1299	2753	33	50	83	6736	6732	13,468	804	1014	1818	68	2	70
1924 -	4,869,100	18,266	372	15,379	1514	1299	2813	25	49	74	6789	6801	13,590	784	1005	1789	67	2	69
1925 -	4,891,300	18,276	375	15,300	1584	1310	2894	30	52	82	6742	6832	13,574	767	959	1726	67	6	73
Average of the 5 Years	—	18,044	369	15,132	1521	1308	2829	30	53	83	6606	6671	13,277	820	1035	1855	67	3	70
1926 -	4,903,300	18,421	377	15,445	1592	1299	2891	31	54	85	6842	6912	13,754	745	946	1691	67	4	71
1927 -	4,894,700	18,467	377	15,532	1564	1291	2855	28	52	80	6919	6975	13,894	723	915	1638	63	5	68
1928 -	—	18,589	380	15,667	1535	1315	2850	24	48	72	7047	7025	14,072	698	897	1595	64	6	70

\* A small number of certified lunatics, inmates of certified institutions, are not included in this Table.

† The number of Lunatics is taken at the 1st January of each year. The calculations are made on the Population of the previous year—e.g., the calculations for 1927 are made on the Population for 1926. The Population below that of the middle of the year is estimated by the Registrar General.







APPENDIX.—TABLE III.

The Numbers of Private and Pauper Lunatics resident in Royal, District, Private, and Parochial Asylums, and in Lunatic Wards of Poorhouses, on 31st December of each year from 1915 to 1927; the Numbers thereinto Admitted; the Numbers therefrom Discharged Recovered and Not Recovered; the Numbers transferred from one establishment to another; and the Numbers that Died therein in each of the said years.

YEARS.	Number Resident at 31st December.			Number Admitted during Year (including Transfers)			Number Discharged during Year.						Number Transferred during Year.			Number of Deaths during Year.								
	Private.		Pauper.	Private.		Pauper.	Recovered.			* Not Recovered.			Private.		Pauper.	Private.		Pauper.						
	M.	F.	M.	F.	M.	F.	M.	F.	M.	F.	M.	F.	M.	F.	M.	F.	M.	F.						
Average of the 5 years 1910-1914	1033	1307	6779	6445	261	321	1707	1647	83	131	561	572	73	91	367	359	16	17	176	171	92	93	638	626
1915 -	1036	1309	7040	6635	262	335	2229	2015	82	130	633	513	91	97	815	749	25	24	595	590	95	128	837	737
1916 -	1035	1293	7036	6552	289	302	1811	1733	99	118	528	518	82	79	516	537	13	17	326	344	120	106	760	776
1917 -	1090	1270	6747	6411	259	291	1644	1669	78	121	476	488	74	75	528	524	9	13	355	349	148	137	832	780
1918 -	1276	1319	6256	6302	521	363	1695	1898	144	108	362	448	161	86	617	670	84	21	487	492	210	140	1025	871
1919 -	1474	1319	6192	6209	556	404	1947	2006	175	143	415	540	178	114	706	765	83	22	576	613	154	160	741	781
Average of 5 Years	1182	1302	6654	6422	377	339	1865	1864	116	124	483	501	117	90	636	649	43	19	468	478	145	134	839	789
1920 -	1517	1320	6300	6304	370	403	1795	1921	219	139	431	539	163	113	422	570	43	12	282	369	136	148	643	619
1921 -	1534	1315	6462	6588	308	382	1848	1834	167	138	462	543	139	110	337	423	38	12	213	254	149	136	723	687
1922 -	1454	1299	6736	6732	295	362	2060	2040	127	122	477	582	128	112	560	574	30	14	436	439	136	157	733	727
1923 -	1514	1299	6789	6801	263	349	1827	1730	107	104	518	502	94	109	484	533	27	26	345	353	121	133	653	629
1924 -	1584	1310	6742	6832	242	316	1484	1484	97	103	464	503	111	85	244	283	21	12	119	142	130	126	657	658
Average of 5 Years	1521	1309	6606	6651	296	362	1803	1802	143	121	470	533	127	106	409	477	32	15	279	311	134	140	682	664
1925 -	1592	1299	6842	6912	225	292	1491	1433	106	95	416	535	101	73	239	273	27	9	122	103	117	126	629	554
1926 -	1564	1291	6919	6975	186	292	1382	1393	96	89	455	514	67	104	201	237	19	19	75	105	113	109	587	577
1927 -	1535	1315	7047	7025	199	295	1490	1446	75	83	483	478	76	77	239	317	18	7	104	133	114	127	603	585

\* Including Patients transferred from one establishment to another.



## APPENDIX.—TABLE IV.

The Results of Treatment in different classes of Establishments for each year from 1915 to 1927.

(a) *Royal and District Asylums.*

ROYAL AND DISTRICT ASYLUMS.	Average Number Resident.			Admissions (including Transfers).			Recoveries.			Discharges not Recovered (including Transfers).			Deaths.			Proportion of Admissions per cent. on Number Resident.			Proportion of Recoveries per cent. on Admissions.			Proportion of Deaths per cent. on Number Resident.		
	M.	F.	T.	M.	F.	T.	M.	F.	T.	M.	F.	T.	M.	F.	T.	M.	F.	T.	M.	F.	T.	M.	F.	T.
Average of the 5 years 1910-1914	7151.9	7143.3	14295.2	1876	1891	3767	619	686	1305	412	419	831	695	686	1381	26.2	26.5	26.3	33.0	36.3	34.6	9.7	9.6	9.7
Year 1915.	7527.0	7398.5	14925.5	2397	2261	4658	690	630	1320	847	817	1664	904	815	1719	31.8	30.6	31.2	28.8	27.9	28.3	12.0	11.0	11.5
" 1916.	7496.5	7340.5	14837.0	1985	1933	3918	609	625	1234	544	585	1129	849	838	1687	26.5	26.3	26.4	30.7	32.3	31.5	11.3	11.4	11.4
" 1917.	7365.0	7199.5	14564.5	1788	1840	3628	530	586	1116	567	556	1123	936	866	1802	24.3	25.6	24.9	29.6	31.8	30.8	12.7	12.0	12.4
" 1918.	7100.5	7080.0	14180.5	2131	2164	4295	481	541	1022	756	741	1497	1175	956	2131	30.0	30.6	30.3	22.6	25.0	23.8	16.5	13.5	15.0
" 1919.	7038.5	7024.5	14063.0	2406	2332	4738	570	666	1236	822	827	1649	855	878	1733	34.2	33.2	33.7	23.7	28.6	26.1	12.1	12.5	12.3
Average of 5 Years.	7305.5	7208.6	14514.1	2141	2106	4247	576	610	1186	707	705	1412	944	870	1814	29.3	29.2	29.3	26.9	28.9	27.9	12.9	12.1	12.5
Year 1920.	7201.5	7101.0	14302.5	2071	2241	4312	629	660	1289	548	660	1208	727	729	1456	28.8	31.6	30.1	30.4	29.5	29.9	10.1	10.3	10.2
" 1921.	7376.0	7278.0	14654.0	2089	2115	4204	614	665	1279	457	498	955	836	790	1626	28.3	29.1	28.7	29.4	31.4	30.4	11.3	10.9	11.1
" 1922.	7550.5	7424.5	14975.0	2251	2215	4466	592	690	1282	666	650	1316	826	844	1670	29.8	29.8	29.8	26.3	31.2	28.7	10.9	11.4	11.2
" 1923.	7673.0	7511.0	15184.0	1973	1964	3937	602	596	1198	548	613	1161	745	713	1458	25.7	26.1	25.9	30.5	30.4	30.4	9.7	9.5	9.6
" 1924.	7729.5	7556.5	15286.0	1650	1727	3377	537	592	1129	333	345	678	745	741	1486	21.3	22.9	22.1	32.5	34.3	33.4	9.6	9.8	9.7
Average of 5 Years.	7506.1	7374.2	14880.3	2007	2052	4059	595	641	1236	510	553	1063	776	763	1539	26.7	27.8	27.2	29.6	31.2	30.5	10.3	10.3	10.3
Year 1925.	7804.5	7517.0	15321.5	1651	1671	3322	508	622	1130	321	331	652	707	646	1353	21.2	22.2	21.7	30.8	37.2	34.0	9.1	8.6	8.8
" 1926.	7888.5	7675.0	15563.5	1526	1623	3149	541	589	1130	257	329	584	675	661	1336	19.3	21.1	20.2	35.5	36.3	35.9	8.6	8.6	8.6
" 1927.	7956.5	7723.0	15679.5	1615	1661	3276	544	550	1094	295	370	665	693	685	1378	20.3	21.5	20.9	33.7	33.1	33.4	8.7	8.9	8.8



APPENDIX.—TABLE IV.—continued.

The Results of Treatment in different classes of Establishments for each Year from 1915 to 1927.

(b) *Private Asylums.*

PRIVATE ASYLUM.	Average Number Resident.			Admissions (including Transfers).			Recoveries.			Discharges not Recovered (including Transfers).			Deaths.			Proportion of Admissions per cent. on Number Resident.			Proportion of Recoveries per cent. on Admissions.			Proportion of Deaths per cent. on Number Resident.		
	M.	F.	T.	M.	F.	T.	M.	F.	T.	M.	F.	T.	M.	F.	T.	M.	F.	T.	M.	F.	T.	M.	F.	T.
Average of the 5 years 1910-1914	32.9	48.5	81.4	5	5	10	1	2	3	2	4	6	3	2	5	15.1	10.0	12.0	24.0	51.3	38.2	8.9	3.7	6.0
Year 1915 -	30.0	41.5	71.5	5	7	12	1	1	2	4	1	5	...	2	2	16.7	16.9	16.8	20.0	14.3	16.7	...	4.8	2.8
" 1916 -	28.5	40.5	69.0	5	2	7	...	1	1	4	4	3	4	3	7	17.5	4.9	10.1	...	50.0	14.3	14.0	7.4	10.1
" 1917 -	26.5	37.0	63.5	5	4	9	1	3	4	1	...	1	4	3	7	18.9	10.8	14.2	20.0	75.0	44.4	15.1	8.1	11.0
" 1918 -	26.5	36.0	62.5	7	4	11	4	2	6	1	2	3	1	...	1	26.4	11.1	17.6	57.1	50.0	54.5	3.8	...	1.6
" 1919 -	26.5	33.5	60.0	7	8	15	3	3	6	3	4	7	2	6	8	26.4	23.9	25.0	42.9	37.5	40.0	7.5	17.9	13.3
Average of 5 Years -	27.6	37.7	65.3	6	5	11	2	2	4	3	2	5	2	3	5	21.0	13.3	16.5	31.0	40.0	35.2	8.0	7.4	7.7
Year 1920 -	24.5	31.0	55.5	9	4	13	2	3	5	3	1	4	7	...	7	36.7	12.9	23.4	22.2	75.0	38.5	28.6	...	12.6
" 1921 -	22.5	33.0	55.5	5	11	16	3	5	8	1	1	2	2	1	3	22.2	33.3	28.8	60.0	45.5	50.0	8.9	3.0	5.4
" 1922 -	20.5	35.0	55.5	3	5	8	1	1	2	...	1	1	5	3	8	14.6	14.3	14.4	33.3	20.0	25.0	24.4	8.6	14.4
" 1923 -	20.0	34.0	54.0	8	9	17	3	3	6	1	3	4	2	5	7	40.0	26.5	31.5	37.5	33.3	35.3	10.0	14.7	13.0
" 1924 -	20.5	31.5	52.0	5	3	8	1	1	2	2	2	4	3	3	6	24.4	9.5	15.4	20.0	33.3	25.0	14.6	9.5	11.5
Average of 5 Years -	21.6	32.9	54.5	6	6	12	2	3	5	1	2	3	4	2	6	27.8	18.2	22.0	33.3	50.0	41.7	18.5	6.1	11.0
Year 1925 -	18.0	28.5	46.5	...	3	3	3	1	4	...	3	3	1	2	3	...	10.5	6.5	...	...	133.3	5.6	7.0	6.5
" 1926 -	15.5	29.5	45.0	2	9	11	...	...	...	...	3	3	3	1	4	12.9	30.5	24.4	...	...	...	19.4	3.4	8.9
" 1927 -	14.0	31.0	45.0	1	2	3	1	...	1	2	1	3	...	3	3	7.1	6.5	6.7	100.0	...	33.3	...	9.7	6.7



APPENDIX.—TABLE IV.—*continued.*

The Results of Treatment in different classes of Establishments for each Year from 1915 to 1927.

(c) *Parochial Asylum.*

(Lunatic Wards of Poorhouse with Unrestricted Licence.)

PAROCHIAL ASYLUMS.	Average Number Resident.			Admissions (including Transfers).			Recoveries.			Discharges not Recovered (including Transfers).			Deaths.			Proportion of Admissions per cent. on Number Resident.			Proportion of Recoveries per cent. on Admissions.			Proportion of Deaths per cent. on Number Resident.		
	M.	F.	T.	M.	F.	T.	M.	F.	T.	M.	F.	T.	M.	F.	T.	M.	F.	T.	M.	F.	T.	M.	F.	T.
Average of the 5 Years 1910-1914	120.2	95.7	215.9	42	26	68	20	11	31	7	6	13	13	9	22	35.1	27.1	31.6	48.0	44.5	45.9	10.7	9.5	10.2
Year 1915 -	124.0	98.0	222.0	33	32	65	17	11	28	8	6	14	8	15	23	26.6	32.7	29.3	51.5	34.4	43.1	6.5	15.3	10.4
" 1916 -	129.5	101.0	230.5	48	37	85	16	9	25	8	5	13	13	17	30	37.1	36.6	36.9	33.3	24.3	29.4	10.0	16.8	13.0
" 1917 -	129.5	104.5	234.0	38	38	76	20	17	37	9	7	16	20	13	33	29.3	36.3	32.5	52.6	44.7	48.7	15.4	12.4	14.1
" 1918 -	120.0	103.0	223.0	41	30	71	17	11	28	12	4	16	20	19	39	34.2	29.1	31.8	41.5	36.7	39.4	16.7	18.4	17.5
" 1919 -	116.0	100.0	216.0	47	37	84	12	13	25	18	3	21	17	23	40	40.5	37.0	38.9	25.5	35.1	29.8	14.7	23.0	18.5
Average of 5 Years	123.8	101.3	225.1	41	35	76	17	12	29	11	5	16	16	17	33	33.4	34.4	33.9	39.6	35.1	37.5	12.6	17.2	14.7
Year 1920 -	111.5	101.0	212.5	49	38	87	13	11	24	24	9	33	21	14	35	43.9	37.6	40.9	26.5	28.9	27.6	18.8	13.9	16.5
" 1921 -	105.0	105.0	210.0	28	38	66	9	11	20	5	10	15	18	13	31	26.7	36.2	31.4	32.1	28.9	30.3	17.1	12.4	14.8
" 1922 -	111.5	104.5	216.0	44	24	68	10	7	17	4	12	16	13	10	23	39.5	23.0	31.5	22.7	29.2	25.0	11.7	9.6	10.6
" 1923 -	121.0	101.0	222.0	40	19	59	18	5	23	5	2	7	15	14	29	33.1	18.8	26.6	45.0	26.3	39.0	12.4	13.9	13.1
" 1924 -	121.5	100.0	221.5	36	23	59	21	9	30	3	3	6	13	11	24	30.0	23.0	26.6	58.3	39.1	50.8	10.7	11.0	10.8
Average of 5 Years	114.1	102.3	216.4	39	29	68	14	9	23	8	7	15	16	12	28	34.2	28.3	31.4	35.9	31.0	33.8	14.0	11.7	12.9
Year 1925 -	121.5	102.5	224.0	24	19	43	10	7	17	2	1	3	11	6	17	19.8	18.5	19.2	41.7	36.8	39.5	9.1	5.9	7.6
" 1926 -	121.5	105.5	227.0	15	20	35	8	14	22	2	1	3	6	4	10	12.3	19.0	15.4	53.3	70.0	62.9	4.9	3.8	4.4
" 1927 -	126.0	109.0	235.0	35	27	62	12	10	22	3	4	7	10	7	17	27.8	24.8	26.4	34.3	37.0	35.5	7.9	6.4	7.2



APPENDIX.—TABLE IV.—*continued.*

The Results of Treatment in different classes of Establishments for each Year from 1915 to 1927.

(d) *Lunatic Wards of Poorhouses with Restricted Licences.*

LUNATIC WARDS OF POORHOUSES.	Average Number Resident.			Admissions (including Transfers).			Recoveries.			Discharges not Recovered (including Transfers).			Deaths.			Proportion of Admissions per cent. on Number Resident.			Proportion of Recoveries per cent. on Admissions.			Proportion of Deaths per cent. on Number Resident.		
	M.	F.	T.	M.	F.	T.	M.	F.	T.	M.	F.	T.	M.	F.	T.	M.	F.	T.	M.	F.	T.	M.	F.	T.
Average of the 5 Years 1910-1914	428.5	415.5	844.0	44	47	91	4	3	7	18	21	39	19	21	40	10.4	11.2	10.8	8.9	8.3	8.6	4.4	5.2	4.8
Year 1915 -	426.0	408.0	834.0	56	50	106	7	1	8	47	22	69	20	33	53	13.1	12.3	12.7	12.5	2.0	7.5	4.7	8.1	6.4
" 1916 -	419.0	412.5	831.5	62	63	125	2	1	3	42	23	65	14	24	38	14.8	15.3	15.0	3.2	1.6	2.4	3.3	5.8	4.6
" 1917 -	433.0	422.0	855.0	72	78	150	3	3	6	25	36	61	20	35	55	16.6	18.5	17.5	4.2	3.8	4.0	4.6	8.3	6.4
" 1918 -	437.5	432.0	869.5	37	63	100	4	2	6	9	9	18	39	36	75	8.5	14.6	11.5	10.8	3.2	6.0	8.9	8.3	8.6
" 1919 -	418.0	416.5	834.5	43	33	76	5	1	6	41	45	86	21	34	55	10.3	7.9	9.1	11.6	3.0	7.9	5.0	8.2	6.6
Average of 5 Years -	426.7	418.2	844.9	54	57	111	4	2	6	33	27	60	23	32	55	12.7	13.7	13.2	7.8	2.8	5.2	5.3	7.7	6.5
Year 1920 -	404.0	393.0	797.0	36	41	77	6	4	10	10	13	23	24	24	48	8.9	10.4	9.7	16.7	9.8	13.0	5.9	6.1	6.0
" 1921 -	403.0	397.5	800.5	34	53	87	3	2	5	13	23	36	16	19	35	8.4	13.3	10.9	8.8	3.8	5.7	4.0	4.8	4.4
" 1922 -	410.5	403.0	813.5	57	58	115	1	6	7	18	23	41	25	27	52	13.6	14.4	14.1	1.8	10.3	6.1	6.1	6.7	6.4
" 1923 -	432.5	419.5	852.0	69	87	156	2	2	4	24	24	48	12	30	42	16.0	20.7	18.3	2.9	2.3	2.6	2.8	7.2	4.9
" 1924 -	443.0	433.0	876.0	35	47	82	2	4	6	17	18	35	26	29	55	7.9	10.9	9.4	5.7	8.5	7.3	5.9	6.7	6.3
Average of 5 Years -	418.6	409.2	827.8	46	57	103	3	3	6	17	20	37	21	26	47	11.0	13.9	12.4	6.5	5.3	5.8	5.0	6.4	5.7
Year 1925 -	437.0	428.5	865.5	41	32	73	1	...	1	17	11	28	27	26	53	9.4	7.5	8.4	2.4	...	1.4	6.2	6.1	6.1
" 1926 -	433.0	428.5	861.5	25	33	58	2	...	2	9	8	17	16	20	36	5.8	7.7	6.7	8.0	...	3.4	3.7	4.7	4.2
" 1927 -	436.0	438.0	874.0	38	51	89	1	1	2	15	19	34	14	17	31	8.7	11.6	10.2	2.6	2.0	2.2	3.2	3.9	3.5



APPENDIX.—TABLE IV.—continued.  
(e) *The Statistics of Pauper Lunatics in Private Dwellings for Thirteen Years, 1915-1927.*

YEARS.	Admitted to Roll of Patients in Private Dwellings.				Ceased to be Patients in Private Dwellings.				Died.			On Roll at 31st December of each year.			Percentage of Recoveries on Admissions.			Percentage of Deaths on the Numbers at 31st December of each year.		
	Intimated by Inspectors of Poor.	Transferred from Asylums.	Total.		Recovered.	Removed from Roll by Friends.	Transferred to Asylum.		M.	F.	T.	M.	F.	T.	M.	F.	T.	M.	F.	T.
Average of the 5 Years 1910-1914	M. 56 F. 56	M. 67 F. 86	M. 123 F. 142	T. 265	M. 12 F. 11	M. 23 F. 9	M. 60 F. 74	T. 134	M. 40 F. 63	T. 103	M. 1253 F. 1605	T. 2858	M. 10 F. 8	T. 9	M. 3.2 F. 3.9	T. 3.6				
During 1915	31	38	97	96	10	5	59	110	43	65	108	1188	1514	2702	10	5	8	3.6	4.3	4.0
" 1916	31	26	59	90	17	11	68	130	41	68	109	1147	1481	2628	19	9	13	3.6	4.6	4.1
" 1917	20	16	48	68	5	6	62	126	55	65	120	1079	1410	2489	7	8	8	5.1	4.6	4.8
" 1918	9	18	42	51	8	3	58	124	45	79	124	1013	1326	2339	16	4	9	4.4	6.0	5.3
" 1919	11	16	22	31	8	9	60	87	32	64	96	936	1202	2138	24	19	21	3.4	5.3	4.5
Average of 5 Years	20	23	48	68	9	7	61	127	43	68	111	1072	1387	2459	14	8	11	4.0	4.9	4.5
During 1920	15	29	49	83	5	11	44	132	27	41	68	898	1132	2030	10	13	12	3.0	3.6	3.3
" 1921	16	19	38	66	4	8	50	117	25	47	72	848	1067	1915	11	12	12	2.9	4.4	3.8
" 1922	11	21	34	54	2	5	45	103	24	38	62	804	1014	1818	6	9	8	3.0	3.7	3.4
" 1923	21	12	46	86	9	5	48	89	19	44	63	784	1005	1789	13	6	9	2.4	4.4	3.5
" 1924	11	19	36	41	6	5	36	91	17	37	54	767	959	1726	13	8	10	2.2	3.9	3.1
Average of 5 Years	15	20	47	70	5	7	44	106	23	41	64	820	1036	1856	11	10	10	2.8	4.0	3.4
During 1925	13	20	49	77	5	3	34	47	25	32	57	745	946	1691	10	4	6	3.4	3.4	3.4
" 1926	13	18	35	59	4	5	30	39	20	36	56	723	915	1638	11	8	10	2.8	3.9	3.4
" 1927	5	6	43	53	1	6	37	29	22	33	55	698	897	1595	2	11	7	3.2	3.7	3.5



TABLE V.—Showing the number of Private and Pauper Lunatics of each Sex in each Royal and District Asylum, Private Asylum, Parochial Asylum, and Licensed Poorhouse in Scotland on 1st January, 1928, and the accommodation in these establishments.

ASYLUM.	Number of Patients.									Accommodation.		
	Private.			Pauper.			General Totals.					
	M.	F.	T.	M.	F.	T.	M.	F.	T.	M.	F.	T.
Aberdeen Royal Asylum - - - -	132	150	282	226	280	506	358	430	788	417	504	921
Orchton Royal Institution - - -	178	222	400	166	169	335	344	391	735	600	550	1,150
Dundee Royal Asylum - - - -	20	37	57	...	...	...	20	37	57	30	37	67
*Edinburgh Royal Asylum - - -	239	292	531	87	79	166	326	371	697	415	496	911
Glasgow Royal Asylum - - - -	184	216	400	1	2	3	185	218	403	228	282	510
Montrose Royal Asylum - - - -	93	102	195	265	278	543	358	380	738	401	406	807
Murray's Royal Asylum - - - -	61	63	124	...	...	...	61	63	124	98	90	188
Aberdeen District Asylum - - -	40	...	40	293	331	624	333	331	664	370	375	745
Argyll District Asylum - - - -	15	18	33	178	188	366	193	206	399	252	252	504
Ayr District Asylum - - - -	36	33	69	278	255	533	314	288	602	328	321	649
Banff District Asylum - - - -	8	1	9	103	90	193	111	91	202	125	100	225
Dundee District Asylum - - - -	25	...	25	232	274	506	257	274	531	264	278	542
E. Lothian District Asylum - - -	6	9	15	101	128	229	107	137	244	116	149	265
Edinburgh District Asylum - - -	12	5	17	427	458	885	439	463	902	484	562	1,046
Pife District Asylum - - - -	34	15	49	349	412	761	383	427	810	384	437	821
Gartloch District Asylum - - - -	40	...	40	419	355	774	459	355	814	459	383	842
Woodilee District Asylum - - -	40	...	40	590	554	1,144	630	554	1,184	664	621	1,285
Govan District Asylum - - - -	52	6	58	422	341	763	474	347	821	474	347	821
Inverness District Asylum - - -	35	...	35	344	347	691	379	347	726	391	354	745
Kirklands Asylum - - - -	15	...	15	131	109	240	146	109	255	153	114	267
Lanark District Asylum - - - -	66	35	101	594	504	1,098	660	539	1,199	677	604	1,281
Midlothian District Asylum - - -	26	10	36	139	156	295	165	166	331	193	202	395
Moray (or Elgin) District Asylum - - -	9	10	19	51	89	140	60	99	159	77	116	193
Paisley District Asylum - - - -	31	20	51	132	101	233	163	121	284	175	129	304
Perth District Asylum - - - -	17	4	21	168	203	371	185	207	392	197	224	421
Renfrew District Asylum - - - -	20	...	20	178	186	364	198	186	384	206	199	405
Roxburgh District Asylum - - -	21	14	35	137	191	328	158	205	363	217	205	422
Stirling District Asylum - - - -	61	23	84	471	388	859	532	411	943	553	474	1,027
Totals in Royal and District Asylums -	1,516	1,285	2,801	6,482	6,468	12,950	7,998	7,753	15,751	8,948	8,811	17,759
New Saughton Hall Private Asylum - -	13	29	42	...	...	...	13	29	42	36	44	80
St. Andrews Private Asylum - - -	...	1	1	...	...	...	...	1	1	...	18	18
Totals in Private Asylums - - - -	13	30	43	...	...	...	13	30	43	36	62	98
Greenock Parochial Asylum - - - - (Lunatic Wards with unrestricted Licence.)	6	...	6	125	112	237	131	112	243	137	113	250
Buchan Poorhouse - - - -	...	...	...	22	19	41	22	19	41	26	26	52
Cunninghame Poorhouse - - - -	...	...	...	41	43	84	41	43	84	49	50	99
Dumbarton Poorhouse - - - -	...	...	...	28	15	43	28	15	43	30	30	60
Dundee East Poorhouse - - - -	...	...	...	49	47	96	49	47	96	50	50	100
Govan Poorhouse - - - -	...	...	...	98	104	202	98	104	202	106	106	212
Inveresk Poorhouse - - - -	...	...	...	15	16	31	15	16	31	16	16	32
Kincardine Poorhouse - - - -	...	...	...	20	21	41	20	21	41	22	22	44
Lewis Poorhouse - - - -	...	...	...	14	19	33	14	19	33	19	20	39
Linnithgow Poorhouse - - - -	...	...	...	15	18	33	15	18	33	18	18	36
Long Island Poorhouse - - - -	...	...	...	27	15	42	27	15	42	27	16	43
Old Monkland Poorhouse - - - -	...	...	...	25	25	50	25	25	50	25	25	50
Paisley Poorhouse - - - -	...	...	...	46	67	113	46	67	113	46	71	117
Perth Poorhouse - - - -	...	...	...	20	20	40	20	20	40	21	22	43
Wigtown Poorhouse - - - -	...	...	...	20	16	36	20	16	36	21	16	37
Totals in Poorhouses with restricted Licences	...	...	...	440	445	885	440	445	885	476	488	964
GENERAL TOTALS, - - - -	1,535	1,315	2,850	7,047	7,025	14,072	8,582	8,340	16,922	9,597	9,474	19,071

\* This Institution is now called the Royal Edinburgh Hospital for Mental Disorders.



# APPENDIX.—TABLE VI.

Showing the Number of Pauper Lunatics chargeable to each Lunacy District, who were resident in Establishments\* or in Private Dwellings respectively, on 1st January of each Year from 1916 to 1928.

LUNACY DISTRICTS AND POPULATIONS FOR 1921.	SCOTLAND.		ABERDEEN COUNTY.		ABERDEEN CITY.		ARGYLL.		AYR.		BANFF.		BUTE.		CAITHNESS.		DUMFRIES.		DUNDEE.		EAST LOTHIAN.		† EDINBURGH.		FIFE AND KINROSS.	
	Establishments.	Private Dwellings.	Estab.	Priv.	Estab.	Priv.	Estab.	Priv.	Estab.	Priv.	Estab.	Priv.	Estab.	Priv.	Estab.	Priv.	Estab.	Priv.	Estab.	Priv.	Estab.	Priv.	Estab.	Priv.	Estab.	Priv.
Year 1916	13,675	2,702	586	76	508	59	361	61	637	71	187	63	74	14	100	57	403	50	547	87	155	18	1190	270	624	98
" 1917	13,588	2,628	587	75	522	55	362	68	643	66	183	59	70	13	96	57	391	46	553	89	149	18	1191	268	605	101
" 1918	13,158	2,489	574	71	524	51	346	55	625	63	178	55	62	12	92	54	381	45	534	81	149	16	1153	245	584	94
" 1919	12,558	2,339	555	66	508	47	308	51	600	55	170	51	54	12	86	46	353	43	510	75	142	14	1077	243	556	87
" 1920	12,401	2,138	538	63	513	44	308	49	587	48	169	49	51	11	83	43	337	41	517	63	133	13	1082	216	557	77
Absolute Annual Average of five years	13,076.0	2,459.2	568.0	70.2	515.0	51.2	337.0	54.8	618.4	60.6	177.4	55.4	62.2	12.4	91.4	51.4	373.0	45.0	532.2	79.0	145.6	15.8	1138.6	246.4	585.2	91.4
Annual Average per 100,000 of Population (calculated on the Populations of 1911)	275	52	355	44	314	31	475	77	230	23	289	90	542	68	286	161	260	31	327	49	336	36	269	58	213	33
Year 1921	12,704	2,030	546	62	500	42	315	47	563	44	178	44	51	11	84	42	344	39	541	55	133	14	1107	206	554	83
" 1922	13,050	1,915	534	62	514	42	307	41	578	38	195	39	51	10	86	40	357	40	560	53	138	13	1153	193	562	76
" 1923	13,468	1,818	537	56	550	40	319	39	586	37	191	39	50	9	90	39	361	36	600	51	142	13	1182	186	589	81
" 1924	13,590	1,789	561	56	569	38	317	37	613	34	190	35	58	7	92	38	363	38	612	49	130	13	1137	219	577	76
" 1925	13,574	1,726	572	51	574	37	318	35	632	35	194	35	54	7	87	35	359	38	602	47	129	11	1122	204	598	75
Absolute Annual Average of five years	13,277.2	1,855.6	550.0	57.4	541.4	39.8	315.2	39.8	594.4	37.6	189.6	38.4	52.8	8.8	87.8	38.8	356.8	38.2	583.0	51.0	134.4	12.8	1140.2	201.6	576.0	78.2
Annual Average per 100,000 of Population (calculated on the Populations of 1921)	272	38	346	36	353	26	410	52	199	13	331	67	157	26	310	137	249	27	346	30	283	27	271	48	191	26
Year 1926	13,754	1,691	581	47	579	38	309	35	599	33	194	34	54	6	87	34	370	37	598	41	135	11	1128	201	609	72
" 1927	13,894	1,638	573	46	595	37	307	33	599	33	203	32	60	5	87	31	358	36	615	39	144	9	1118	196	616	68
" 1928	14,072	1,595	568	43	610	38	302	30	617	31	197	32	57	5	86	30	361	37	607	41	139	9	1070	212	662	63

\* Inmates of Schools for Imbeciles are not included in this Table.

† The figures given for 1916 to 1920 have been amended, for purposes of comparison, to show the figures for the area now included in the Edinburgh Lunacy District as altered by the Edinburgh Boundaries Act.



# APPENDIX.—TABLE VI.—continued.

Showing the Number of Pauper Lunatics chargeable to each Lunacy District, who were resident in Establishments\* or in Private Dwellings respectively, on 1st January of each Year from 1916 to 1928.

LUNACY DISTRICTS AND POPULATIONS FOR 1921.	FORFAR AND KINCARDINE	GLASGOW.	GOVAN.	INVERNESS.	LANARK.	† MID-LOTHIAN.	MORAY-SHIRE (or ELGIN).	ORKNEY.	PAISLEY.	PERTH.	RENFREW.	ROXBURGH.	SHEPHERD.	STIRLING.							
	133,090	596,083	372,112	179,865	496,214	100,610	41,558	24,111	111,060	125,503	259,032	95,842	25,520	433,764							
Places in which the Patients were resident.	Estab.	Priv.	Estab.	Priv.	Estab.	Priv.	Estab.	Priv.	Estab.	Priv.	Estab.	Priv.	Estab.	Priv.							
Year 1916	-	-	-	-	-	-	-	-	-	-	-	-	-	-							
" 1917	-	-	-	-	-	-	-	-	-	-	-	-	-	-							
" 1918	-	-	-	-	-	-	-	-	-	-	-	-	-	-							
" 1919	-	-	-	-	-	-	-	-	-	-	-	-	-	-							
" 1920	-	-	-	-	-	-	-	-	-	-	-	-	-	-							
Absolute Annual Average of five years	382.0	2029.2	456.8	941.0	146.2	252.6	34.8	74.0	24.6	250.6	28.2	381.8	54.8	503.2	61.0	309.2	45.4	70.4	39.2	809.0	131.0
Annual Average per 100,000 of Population (calculated on the Populations of 1911)	258	351	79	259	40	256	35	286	95	228	26	307	44	207	25	305	45	252	141	193	32
Year 1921	-	-	-	-	-	-	-	-	-	-	-	-	-	-							
" 1922	-	-	-	-	-	-	-	-	-	-	-	-	-	-							
" 1923	-	-	-	-	-	-	-	-	-	-	-	-	-	-							
" 1924	-	-	-	-	-	-	-	-	-	-	-	-	-	-							
" 1925	-	-	-	-	-	-	-	-	-	-	-	-	-	-							
Absolute Annual Average of five years	386.2	2150.4	325.8	1012.0	120.4	271.4	25.8	72.0	21.2	267.4	25.6	351.0	29.4	553.2	41.0	388.6	30.4	66.2	27.0	825.4	101.8
Annual Average per 100,000 of Population (calculated on the Populations of 1921)	290	361	54	272	32	270	26	299	88	241	23	279	23	206	16	301	32	259	106	190	23
Year 1926	-	-	-	-	-	-	-	-	-	-	-	-	-	-							
" 1927	-	-	-	-	-	-	-	-	-	-	-	-	-	-							
" 1928	-	-	-	-	-	-	-	-	-	-	-	-	-	-							

\* Inmates of Schools for Imbeciles are not included in this Table.

† The figures given for 1916 to 1920 have been amended, for purposes of comparison, to show the figures for the area now included in the Edinburgh Lunacy District as altered by the Edinburgh Boundaries Act.



Return showing the Number of Pauper Lunatics of each Sex chargeable to each Lunacy District in Scotland on 1st January, 1928, and the manner of their disposal.

LUNACY DISTRICTS.	Population in 1921.	Number of Pauper Lunatics at 1st January, 1928.			DISPOSAL OF PAUPER LUNATICS.											
					In Establishments.						In Private Dwellings and under sanction of the Board.					
					In Asylums and in Wards of Poorhouse with Unrestricted Licence.						In Wards of Poor-houses with Restricted Licences.					
					M.	F.	T.	M.	F.	T.	M.	F.	T.	M.	F.	T.
1. Aberdeen County	158,963	268	335	603	223	281	504	25	29	54	10	8	18	10	17	27
2. Aberdeen City	153,392	313	335	648	291	319	610	...	...	...	1	8	9	21	8	29
3. Argyll	76,862	168	164	332	150	152	302	...	...	...	10	8	18	8	4	12
4. Ayr	299,273	339	309	648	278	253	531	44	42	86	11	10	21	6	4	10
5. Banff	57,298	121	108	229	105	91	196	1	...	1	5	9	14	10	8	18
6. Bute	33,711	23	39	62	23	34	57	...	...	...	...	1	1	...	4	4
7. Caithness	28,285	57	59	116	44	42	86	...	...	...	9	12	21	4	5	9
8. Dumfries	143,308	190	208	398	165	172	337	9	15	24	11	13	24	5	8	13
9. Dundee	168,402	290	358	648	231	280	511	49	47	96	3	2	5	7	29	36
10. East Lothian	47,487	67	81	148	62	70	132	2	5	7	2	3	5	1	3	4
11. Edinburgh	420,264	600	682	1,282	486	515	1,001	31	38	69	5	3	8	78	126	204
12. Fife	300,888	327	398	725	304	358	662	...	...	...	8	11	19	15	29	44
13. Forfar and Kincardine	133,090	202	220	422	179	189	368	14	11	25	3	7	10	6	13	19
14. Glasgow	596,083	1,248	1,262	2,510	1,167	1,087	2,254	1	...	1	14	21	35	66	154	220
15. Govan	372,112	674	550	1,224	498	399	897	98	104	202	4	10	14	74	37	111
16. Inverness	179,865	517	545	1,062	348	353	701	41	35	76	84	104	188	44	53	97
17. Lanark	496,214	665	596	1,261	617	539	1,156	25	25	50	10	18	28	13	14	27
18. Midlothian	100,610	138	151	289	125	132	257	2	4	6	7	12	19	4	3	7
19. Morayshire (Elgin)	41,558	62	109	171	50	89	139	...	...	...	6	8	14	6	12	18
20. Orkney	24,111	46	42	88	39	34	73	...	...	...	2	5	7	5	3	8
21. Paisley	111,060	165	152	317	101	83	184	46	66	112	1	...	1	17	3	20
22. Perth	125,503	185	210	395	171	203	374	1	1	2	3	3	6	10	3	13
23. Renfrew	259,032	323	308	631	302	295	597	1	...	1	6	3	9	14	10	24
24. Roxburgh	95,842	153	186	339	142	171	313	...	...	...	7	10	17	4	5	9
25. Shetland	25,520	43	55	98	34	41	75	...	...	...	9	13	22	...	1	1
26. Stirling	433,764	561	460	1,021	472	398	870	50	23	73	18	11	29	21	28	49
Totals	4,882,497	7,745	7,922	15,667	6,607	6,580	13,187	440	445	885	249	313	562	449	584	1,033



## APPENDIX.—TABLE VIII.

The manner in which the Pauper Lunatics chargeable to each District Board, placed on the Register of the Board during 1927, were disposed of, and the changes that have taken place during the year in the disposal of those on the Register on 1st January of that year.

LUNACY DISTRICTS.	No. of Pauper Lunatics at 1st January, 1927.		In private Dwellings as Single Patients.		Number Intimated during the year.		(A) Disposal of Establishment Patients.*				(B) Disposal of Single Patients.				Died.		
	In Establishments.						Placed in Establishments.		Discharged from Establishments.		Exempted from Removal of Single Patients Intimated.		Transferred from Establishments.			Removed from Jurisdiction of Board.	
	M.	F.	M.	F.	M.	F.	M.	F.	M.	F.	M.	F.	M.	F.		M.	F.
Aberdeen (County) -	259	314	22	24	33	39	33	38	15	19	6	5	24	21	1	1	F. 1
Aberdeen (City) -	279	316	21	16	50	50	49	50	20	17	4	7	16	17	1	1	M. ...
Argyll -	155	152	19	14	18	13	18	13	10	2	4	2	10	10	1	1	M. ...
Ayr -	304	295	18	15	78	50	78	50	20	18	4	5	40	29	1	1	M. ...
Banff -	108	95	15	17	11	19	11	18	5	7	1	3	8	12	1	1	M. ...
Bute -	23	37	...	5	4	2	4	2	3	...	...	...	1	4	...	...	M. ...
Caithness -	47	40	13	18	5	4	5	4	1	2	...	...	6	1	...	...	M. ...
Dumfries -	175	183	17	19	31	31	31	31	15	11	3	6	15	10	...	...	M. ...
Dundee -	289	326	11	28	32	35	32	35	18	19	...	...	23	13	...	...	M. ...
East Lothian -	65	79	3	6	6	12	6	12	1	5	1	1	6	12	...	...	M. ...
Edinburgh -	536	582	72	124	105	106	105	106	30	52	7	9	69	62	...	...	M. ...
Fife & Kinross -	285	331	26	42	72	80	72	80	27	22	12	14	15	18	...	...	M. ...
Forfar & Kincardine -	184	194	10	20	43	45	43	45	12	12	2	3	19	22	...	...	M. ...
Glasgow -	1,120	1,064	87	192	239	233	239	232	61	56	45	51	83	90	...	...	M. ...
Govan -	572	523	76	45	136	92	136	92	49	51	15	19	45	35	...	...	M. ...
Inverness -	377	394	135	161	63	49	60	67	20	20	5	7	28	46	...	...	M. ...
Lanark -	635	564	23	31	119	111	118	110	57	52	6	4	46	58	...	...	M. ...
Midlothian -	135	125	12	15	23	34	23	34	8	8	3	2	18	13	...	...	M. ...
Morayshire (Elgin) -	55	82	12	20	12	19	12	19	2	4	4	3	12	5	...	...	M. ...
Orkney -	38	35	7	9	5	7	5	7	2	2	...	...	3	4	...	...	M. ...
Paisley -	138	145	19	3	42	33	42	33	16	19	5	2	12	8	...	...	M. ...
Perth -	167	199	13	6	24	31	24	31	5	11	3	2	9	14	...	...	M. ...
Renfrew -	295	294	25	13	64	60	64	60	23	24	5	7	29	25	...	...	M. ...
Roxburgh -	142	172	12	15	30	23	30	23	5	10	3	2	22	14	...	...	M. ...
Shetland -	39	39	10	15	6	9	6	9	8	3	...	...	4	4	...	...	M. ...
Stirling -	497	395	45	42	117	102	117	102	50	32	9	5	40	38	...	...	M. ...
TOTALS -	6,919	6,975	723	915	1,368	1,299	1,363	1,293	483	478	148	162	603	585	5	6	33

\* Inmates of Schools for Imbeciles are not included in this Table.

\*\* Includes 1 "private" became "pauper."



## APPENDIX.—TABLE IX.

Return exhibiting the Number of Orders granted by the Sheriffs for Admission of Lunatics into any Public, Private, District or Parochial Asylum or House, stating the Asylum or House to which such Order was sent, during the Year ended 31st December, 1927.

Orders granted by the Sheriffs of the County of	For the Admission of Patients into the Asylum or House of	No. of Orders Granted	Total.
1. Aberdeen - -	Royal Asylum, Aberdeen - - - -	141	232
	District Asylum, Aberdeen - - - -	91	
2. Argyll - - -	Royal Asylum, Montrose - - - -	1	38
	District Asylum, Argyll - - - -	36	
	Do. Lanark - - - -	1	
3. Ayr - - -	District Asylum, Ayr - - - -	139	139
4. Banff - - -	District Asylum, Banff - - - -	28	28
5. Berwick - -	District Asylum, Roxburgh - - - -	3	3
6. Bute - - -	Royal Asylum, Glasgow - - - -	1	9
	District Asylum, Argyll - - - -	7	
	Do. Paisley - - - -	1	
7. Caithness - -	Royal Asylum, Montrose - - - -	6	6
8. Clackmannan -	District Asylum, Stirling - - - -	7	7
9. Dumbarton - -	Royal Asylum, Glasgow - - - -	1	9
	Do. Montrose - - - -	1	
	District Asylum, Renfrew - - - -	1	
	Do. Stirling - - - -	6	
10. Dumfries - -	Crichton Royal Institution, Dumfries - - - -	108	108
11. East Lothian -	District Asylum, East Lothian - - - -	20	20
12. Edinburgh (Midlothian)	Royal Asylum, Edinburgh - - - -	72	337
	District Asylum, Edinburgh - - - -	211	
	Do. Midlothian - - - -	53	
	Private Asylum, New Saughton Hall - - - -	1	
13. Fife - - -	Royal Asylum, Perth - - - -	1	158
	District Asylum, Fife - - - -	157	
14. Forfar - - -	Royal Asylum, Dundee - - - -	6	201
	Do. Montrose - - - -	129	
	District Asylum, Dundee - - - -	66	
15. Inverness - -	District Asylum, Inverness - - - -	107	107
16. Kincardine - -	Royal Asylum, Aberdeen - - - -	6	10
	Do. Montrose - - - -	4	
17. Kinross - -	District Asylum, Fife - - - -	5	5
18. Kirkcudbright -	Crichton Royal Institution, Dumfries - - - -	7	7
	Carry forward - -		1,424



APPENDIX.—TABLE IX.—*continued.*

Orders granted by the Sheriffs of the County of	For the Admission of Patients into the Asylum or House of	No. of Orders Granted	Total.
	Brought forward -		1,424
19. Lanark - - -	Crichton Royal Institution, Dumfries - - -	1	
	Royal Asylum, Glasgow - - -	50	
	Do. Montrose - - -	3	
	Do. Perth - - -	1	
	District Asylum, Ayr - - -	3	
	Do. Fife - - -	1	
	Do. Glasgow (Gartloch) - - -	204	
	Do. Do. (Woodilee) - - -	223	
	Do. Govan - - -	188	
	Do. Inverness - - -	4	
	Kirklands Asylum, Bothwell - - -	51	
	District Asylum, Lanark - - -	220	
	Do. Paisley - - -	40	
	Do. Renfrew - - -	27	
	Do. Stirling - - -	4	
	Parochial Asylum, Greenock - - -	1	
			1,021
20. Moray - - -	District Asylum, Morayshire - - -	32	
			32
21. Nairn - - -	District Asylum, Inverness - - -	4	
			4
22. Orkney- - -	Royal Asylum, Edinburgh - - -	11	
			11
23. Peebles- - -	District Asylum, Midlothian - - -	3	
			3
24. Perth - - -	Royal Asylum, Perth - - -	22	
	District Asylum, Banff - - -	1	
	Do. Perth - - -	56	
			79
25. Renfrew - - -	Crichton Royal Institution, Dumfries - - -	1	
	Royal Asylum, Glasgow - - -	4	
	District Asylum, Paisley - - -	102	
	Do. Renfrew - - -	36	
	Parochial Asylum, Greenock - - -	55	
			198
26. Ross - - -	District Asylum, Inverness - - -	15	
	Do. Morayshire - - -	1	
			16
27. Roxburgh - - -	District Asylum, Roxburgh - - -	61	
			61
28. Selkirk - - -	- - - - -	...	
			...
29. Shetland - - -	Royal Asylum, Montrose - - -	13	
			13
30. Stirling- - -	District Asylum, Stirling - - -	210	
			210
31. Sutherland - - -	District Asylum, Inverness - - -	3	
			3
32. West Lothian - - -	District Asylum, Edinburgh - - -	1	
	Do. Stirling - - -	4	
			5
33. Wigtown - - -	Crichton Royal Institution, Dumfries - - -	8	
			8
	TOTAL - - -		3,088



## Average Number of Patients Resident, and the Results of Treatment in each Asylum or other Establishment, for the Year 1927.

## (a) Royal and District Asylums.

ROYAL AND DISTRICT ASYLUMS.			Average Number Resident.		Admissions (including Transfers).		Recoveries.		Discharges not Recovered (including Transfers).		Deaths.		Proportion of Recoveries per cent. on Admissions.		Proportion of Deaths per cent. on Average Number Resident.		
			M.	F.	M.	F.	M.	F.	M.	F.	M.	F.	M.	F.	M.	F.	
1. Aberdeen Royal Asylum	...	...	130.5	150.0	29	40	11	7	9	17	6	15	37.9	17.5	4.6	10.0	1
	Private Patients	do. Total	227.0	283.5	47	45	15	18	11	14	23	21	31.9	40.0	10.1	7.4	2
2. Aberdeen District Asylum	...	...	357.5	433.5	76	85	26	25	20	31	29	29	34.2	29.4	8.1	8.3	3
3. Argyll District Asylum	...	...	327.0	327.0	53	51	20	17	6	9	15	17	37.7	33.3	4.6	5.2	4
4. Argyll District Asylum	...	...	196.5	206.5	27	19	13	8	5	1	14	16	55.6	15.8	7.1	7.7	5
5. Banff District Asylum	...	...	310.0	281.5	81	73	22	25	6	4	45	31	27.2	34.2	14.5	11.0	6
	Private Patients	do. Total	113.0	92.5	14	19	6	6	3	5	9	11	43.9	31.6	8.0	11.9	7
6. Orkney Royal Institution, Dumfries	...	...	179.0	218.0	19	44	6	12	6	14	13	13	26.3	27.3	7.3	6.0	8
	Private Patients	do. Total	165.0	168.5	35	33	15	11	3	10	13	10	41.7	33.3	7.9	5.9	9
7. Dundee Royal Asylum	...	...	344.0	386.5	55	77	20	23	9	24	26	23	36.4	29.9	7.6	6.0	10
8. Dundee District Asylum	...	...	19.5	38.0	2	5	...	2	1	1	...	4	...	40.0	...	10.5	
9. East Lothian District Asylum	...	...	260.5	274.0	34	41	17	18	1	14	23	9	50.0	43.9	8.8	3.3	
	Private Patients	do. Total	107.5	139.0	10	16	3	5	1	3	7	12	30.0	31.3	6.5	8.6	
10. *Edinburgh Royal Asylum	...	...	241.5	296.5	30	47	4	13	13	14	20	26	13.3	27.7	8.3	8.8	
	Private Patients	do. Total	90.0	81.0	7	9	2	1	4	8	5	5	28.5	14.3	5.6	6.2	
11. Edinburgh District Asylum	...	...	331.5	377.5	57	54	6	14	17	22	25	31	16.2	25.9	7.5	8.2	
12. Fife District Asylum	...	...	444.0	473.5	113	127	31	58	31	30	61	60	27.4	45.7	13.7	12.7	
13. Glasgow Royal Asylum	...	...	375.5	413.0	82	95	29	24	18	20	20	23	35.4	23.3	5.3	5.6	
14. Glasgow District Asylum, Gartloch	...	...	191.0	223.0	23	39	8	12	7	12	20	25	34.8	30.8	10.5	11.2	
15. Glasgow District Asylum, Woodilee	...	...	449.5	347.5	99	113	18	27	28	38	34	33	18.2	23.9	7.6	9.5	
16. Govan District Asylum	...	...	623.0	547.0	136	109	42	23	24	23	46	49	33.3	21.1	7.4	9.0	
17. Inverness District Asylum	...	...	375.0	348.5	67	73	18	18	12	14	29	44	26.9	24.7	7.7	12.6	
18. Kirklands Asylum at Bothwell	...	...	142.5	109.5	26	26	7	9	4	1	8	17	26.9	34.6	5.6	15.5	
19. Lanark District Asylum	...	...	655.0	538.5	130	110	59	50	9	7	52	52	45.4	45.5	7.9	9.7	
20. Midlothian District Asylum	...	...	170.0	164.0	25	39	8	10	5	8	22	17	32.0	25.6	12.9	10.4	
	Private Patients	do. Total	92.5	94.0	16	33	2	8	4	3	9	10	12.5	24.2	9.7	10.6	
21. Montrose Royal Asylum	...	...	266.0	274.5	56	61	23	18	6	3	29	29	41.1	29.5	10.9	10.6	
	Private Patients	do. Total	358.5	368.5	72	94	25	26	10	6	38	39	34.7	27.7	10.6	10.6	
22. Morayshire District Asylum	...	...	61.5	96.5	15	21	2	6	3	5	13	5	13.3	28.6	21.1	5.2	
23. Murray's Royal Asylum, Perth	...	...	60.5	62.5	13	15	3	2	4	6	5	6	23.1	13.3	8.3	9.6	
24. Paisley District Asylum	...	...	151.5	117.0	83	68	32	32	11	15	17	13	38.6	47.1	11.2	11.1	
25. Perth District Asylum	...	...	184.0	206.0	24	36	5	14	7	3	10	17	20.8	38.9	5.4	8.3	
26. Renfrew District Asylum	...	...	198.0	187.5	38	35	15	12	5	10	18	16	39.5	34.3	9.1	8.5	
27. Roxburgh District Asylum	...	...	159.5	204.5	35	31	9	9	5	4	24	17	25.7	29.0	15.0	8.3	
28. Stirling District Asylum	...	...	516.5	396.0	136	112	51	55	14	10	40	37	37.5	31.3	7.7	9.3	
General Results	...	...	7,956.5	7,723.0	1,615	1,661	544	550	295	370	693	685	33.7	33.1	8.7	8.9	

\* This Institution is now called The Royal Edinburgh Hospital for Mental Disorders.



APPENDIX.—TABLE X.—*continued.*

Average Number of Patients Resident, and the Results of Treatment in each Asylum or other Establishment, for the Year 1927.

(b) *Private Asylums.*

Private Asylums.	Average Number Resident.		Admissions (including Transfers).		Recoveries.		Discharges not Recovered (including Transfers).		Deaths.		Proportion of Recoveries per cent. on Admissions.		Proportion of Deaths per cent. on Average Number Resident.	
	M.	F.	M.	F.	M.	F.	M.	F.	M.	F.	M.	F.	M.	F.
New Saughton Hall -	14.0	30.5	1	1	1	...	2	1	...	3	100.0	...	...	9.8
St. Andrews -	...	0.5	...	1	...	...	...	...	...	...	...	...	...	...
General Results -	14.0	31.0	1	2	1	...	2	1	...	3	100.0	...	...	9.7

(c) *Parochial Asylum.*

(Lunatic Wards of Poorhouse with Unrestricted Licence.)

Parochial Asylum.	Average Number Resident.		Admissions (including Transfers).		Recoveries.		Discharges not Recovered (including Transfers).		Deaths.		Proportion of Recoveries per cent. on Admissions.		Proportion of Deaths per cent. on Average Number Resident.	
	M.	F.	M.	F.	M.	F.	M.	F.	M.	F.	M.	F.	M.	F.
Greenock -	126.0	109.0	35	27	12	10	3	4	10	7	34.3	37.0	7.9	6.4



APPENDIX.—TABLE X.—*continued.*

Average Number of Patients Resident, and the Results of Treatment in each Asylum or other Establishment, for the Year 1927.

(d) *Lunatic Wards of Poorhouses with Restricted Licences.*

Lunatic Wards of Poorhouses.	Average Number Resident.		Admissions (including Transfers).		Recoveries.		Discharges not Recovered (including Transfers).		Deaths.		Proportion of Recoveries per cent. on Admissions.		Proportion of Deaths per cent. on Average Number Resident.	
	M.	F.	M.	F.	M.	F.	M.	F.	M.	F.	M.	F.	M.	F.
1. Buchan - (New Maud).	22.5	20.0	2	...	...	...	2	1	1	1	...	...	4.4	5.0
2. Cunninghame (Irvine).	41.0	44.5	1	...	...	...	...	...	1	3	...	...	2.4	6.7
3. Dumbarton	28.0	14.5	3	1	...	...	3	...	...	...	...	...	...	...
4. Dundee (East)	49.0	46.0	2	5	...	...	...	1	2	2	...	...	4.1	4.3
5. Govan (Glasgow)	95.0	99.5	9	20	...	...	...	7	3	4	...	...	3.2	4.0
6. Inveresk - (Musselburgh).	15.0	16.0	3	1	...	...	...	1	3	...	...	...	20.0	...
7. Kincardine (Stonehaven).	20.5	21.0	3	6	...	1	4	4	...	1	...	16.7	...	4.8
8. Lewis	13.5	19.5	1	2	...	...	...	2	...	1	...	...	...	5.1
9. Linlithgow	15.0	18.0	...	...	...	...	...	...	...	...	...	...	...	...
10. Long Island	27.0	15.5	1	2	...	...	1	2	...	1	...	...	...	6.5
11. Old Monkland	25.0	25.0	3	...	...	...	3	...	...	...	...	...	...	...
12. Paisley	44.5	63.5	7	11	1	...	1	...	2	4	14.3	...	4.5	6.3
13. Perth	19.5	19.0	2	3	...	...	...	1	1	...	...	...	5.1	...
14. Wigtown (Stranraer).	20.5	16.0	1	...	...	...	1	...	1	...	...	...	4.9	...
General Results,	436.0	438.0	38	51	1	1	15	19	14	17	2.6	2.0	3.2	3.9

## APPENDIX.—TABLE XI.

Return exhibiting the Number of Licences granted by the Board for the Continuance, Establishment, or Renewal of Private Asylums, Lunatic Wards of Poorhouses, and Institutions for Mental Defectives during the Year ended 31st December, 1927.

Name.	Number of Licences granted for Continuance or Renewal.	Number of Licences granted for Establishment.	Total.
1. Private Asylums	2	...	2
2. Lunatic Wards of Poorhouses	14	...	14
3. Institutions for Mental Defectives	13	...	13
TOTAL	29	...	29



## APPENDIX—

## Classification of all Recorded Causes of Death of Private Patients

(a) Royal

ESTABLISHMENTS.	Average Number Resident.		Total Number of Deaths.		1. General Paralysis of the Insane and Syphilitic Affections of Brain.		2. General Diseases of the Brain.		3. Epilepsy and Convulsions.		4. Exhaustion from Acute Mental Affections not caused by Nervous Diseases otherwise designated.		5. Diseases of the Spinal Cord and Nervous System.		6. Diseases of the Heart and Blood Vessels.	
	M.	F.	M.	F.	M.	F.	M.	F.	M.	F.	M.	F.	M.	F.	M.	F.
Aberdeen Royal -	130.5	150.0	6	15	2	1	...	2	...	...	1	2	...	1	1	5
Crichton Royal -	179.0	218.0	13	13	...	...	...	1	...	...	2	1	...	...	6	3
Dundee Royal -	19.5	38.0	...	4	...	...	...	2	...	...	...	...	...	...	...	1
*Edinburgh Royal -	241.5	296.5	20	26	2	...	6	4	...	...	3	4	2	...	13	18
Glasgow Royal -	191.0	223.0	20	25	...	1	3	3	...	...	...	...	1	...	15	10
Montrose Royal -	92.5	94.0	9	10	1	...	2	...	1	...	...	...	...	...	7	7
Murray's Royal -	60.5	62.5	5	6	...	...	...	1	...	...	1	...	...	...	2	...

(b) Private

New Saughton Hall	14.0	30.5	...	3	...	...	...	3	...	...	...	...	...	...	...	...
St. Andrew's, Hawick	...	0.5	...	...	...	...	...	...	...	...	...	...	...	...	...	...
TOTAL -	928.5	1113.0	73	102	5	2	11	16	1	...	7	7	3	1	44	40

\* This Institution is now called the Royal Edinburgh Hospital for Mental Disorders.

Total	Number of Patients treated for		Number of Patients treated for	
	Insane	Depressed	Insane	Depressed
1	...	...	2	...
2	...	...	13	...
3	...	...	13	...
Total	...	...	28	...



TABLE XII. (i).

Who Died in Asylums and other Establishments in the Year 1927.

Asylums.

7.	8.	9.	10.	11.	12.	13.	14.	15.	16.	17.
Pneumonia.	Bronchitis, Pleurisy and other forms of Pulmonary Disease.	Diseases of the Alimentary Glandular and Genito-Urinary Systems.	Dysentery (Colitis), Diarrhoea, and Infective Enteritis.	Erysipelas, Abscess, Pyæmia, Septicæmia, and Cellulitis.	Influenza.	Typhoid and other Infectious and Contagious Diseases.	Cancer, Carcinoma, Sarcoma, Malignant Diseases, <i>excluding</i> Malignant Diseases of the Brain.	Tuberculosis and Pulmonary Phthisis.	Atrophy, Debility, and Old Age.	Suicides and Accidents.
M.	M.	M.	M.	M.	M.	M.	M.	M.	M.	M.
F.	F.	F.	F.	F.	F.	F.	F.	F.	F.	F.
...	...	1	1	1	...	...	...	1	1	...
1	4	...	2	1	...	...	...	2	1	2
...	...	...	...	...	...	...	...	...	3	...
5	12	5	7	5	5	...	1	...	2	4
1	14	1	1	2	4	...	...	1	1	2
1	4	...	1	1	...	...	...	1	1	1
3	4	1	1	...	1	...	...	...	...	1

Asylums.

...	...	...	...	...	...	...	...	...	...	...	...	...	...	...	...	...	...	2	...	...
1	38	7	11	11	12	...	...	1	1	...	1	1	...	2	5	6	5	17	21	2

† One of which an accident prior to admission.



## APPENDIX—

## Classification of all Recorded Causes of Death of Pauper Patients

## (a) Royal and

ESTABLISHMENTS.	Average Number Resident.		Total Number of Deaths.		1. General Paralysis of the Insane and Syphilitic Affections of the Brain.		2. General Diseases of the Brain.		3. Epilepsy and Convulsions.		4. Exhaustion from Acute Mental Affections not caused by Nervous Diseases otherwise designated.		5. Diseases of the Spinal Cord and Nervous System.		6. Diseases of the Heart and Blood Vessels.	
	M.	F.	M.	F.	M.	F.	M.	F.	M.	F.	M.	F.	M.	F.	M.	F.
Aberdeen Royal - - -	227-0	283-5	23	21	3	...	1	...	...	...	1	1	...	...	10	7
Aberdeen District - -	327-0	327-0	15	17	4	1	3	7	2	1	1	1	...	...	4	7
Argyll District - - -	196-5	206-5	14	16	1	1	5	2	...	1	...	1	...	...	11	11
Ayr District - - -	310-0	281-5	45	31	8	1	14	12	4	2	1	4	1	...	7	5
Banff District - - -	113-0	92-5	9	11	...	...	1	2	1	1	...	3	...	...	4	4
Crichton Royal - - -	165-0	168-5	13	10	2	...	...	...	1	1	...	1	...	...	2	1
Dundee District - - -	260-5	274-0	23	9	10	1	1	...	1	...	...	...	...	...	10	6
East Lothian District -	107-5	139-0	7	12	...	...	1	1	...	...	...	...	...	...	3	1
Edinburgh Royal - - -	90-0	81-0	5	5	...	...	...	1	1	...	...	1	...	...	1	2
Edinburgh District - -	444-0	473-5	61	60	9	7	15	10	5	...	...	...	2	...	28	42
Fife District - - -	375-5	413-0	20	23	...	...	3	1	1	1	3	3	...	...	3	7
Glasgow District (Gartloch)	449-5	347-5	34	33	4	1	7	11	...	1	1	1	...	...	14	4
Glasgow District (Woodilee)	623-0	547-0	46	49	3	1	16	14	5	6	4	5	...	1	18	34
Govan District - - -	474-0	364-0	42	25	9	3	14	8	3	2	...	...	...	1	8	5
Inverness District - -	375-0	348-5	29	44	...	...	14	21	1	...	1	8	1	...	4	3
Kirklands Asylum - -	142-5	109-5	8	17	2	...	2	4	...	...	...	1	...	...	...	6
Lanark District - - -	655-0	538-5	52	52	1	2	4	3	...	1	1	2	1	1	21	25
Midlothian District - -	170-0	164-0	22	17	2	...	5	6	1	1	...	...	...	...	10	9
Montrose Royal - - -	266-0	274-5	29	29	2	...	7	7	2	...	...	...	1	...	21	27
Morayshire District - -	61-5	96-5	13	5	...	...	3	1	2	1	...	...	...	...	4	3
Paisley District - - -	151-5	117-0	17	13	5	1	5	1	3	2	...	6	...	...	3	3
Perth District - - -	184-0	206-0	10	17	2	...	2	...	...	1	2	5	...	...	...	2
Renfrew District - - -	198-0	187-5	18	16	6	1	2	1	...	1	...	1	...	...	8	5
Roxburgh District - -	159-5	204-5	24	17	1	...	10	4	1	1	4	1	...	...	4	6
Stirling District - - -	516-5	396-0	40	37	5	2	11	5	2	2	...	1	...	...	18	17

## (b) Parochial Asylum.—Lunatic Wards of

Greenock Parochial - -	126-0	109-0	10	7	4	...	5	2	1	1	...	...	...	...	...	2
------------------------	-------	-------	----	---	---	-----	---	---	---	---	-----	-----	-----	-----	-----	---

## (c) Lunatic Wards of Poorhouses

Buchan - - -	22-5	20-0	1	1	...	...	...	...	...	...	...	...	...	...	1	...
Cunninghame - - -	41-0	44-5	1	3	...	...	...	...	...	...	...	...	...	...	1	1
Dumbarton - - -	28-0	14-5	...	...	...	...	...	...	...	...	...	...	...	...	...	...
Dundee, East - - -	49-0	46-0	2	2	...	...	...	...	...	...	...	...	...	...	1	2
Govan - - -	95-0	99-5	3	4	...	1	1	2	...	...	...	...	...	...	1	1
Inveresk - - -	15-0	16-0	3	...	...	...	...	...	...	...	...	...	...	...	3	...
Kincaidine - - -	20-5	21-0	...	1	...	...	...	...	...	...	...	...	...	...	...	...
Lewis - - -	13-5	19-5	...	1	...	...	...	...	...	...	...	...	...	...	...	1
Linlithgow - - -	15-0	18-0	...	...	...	...	...	...	...	...	...	...	...	...	...	...
Long Island - - -	27-0	15-5	...	1	...	...	...	...	...	...	...	...	...	...	...	1
Old Monkland - - -	25-0	25-0	...	...	...	...	...	...	...	...	...	...	...	...	...	...
Paisley - - -	44-5	63-5	2	4	...	...	...	...	...	...	...	...	...	...	2	3
Perth - - -	19-5	19-0	1	...	...	...	...	...	...	...	...	...	...	...	1	...
Wigtown - - -	20-5	16-0	1	...	...	...	...	...	...	...	...	...	...	...	1	...
Pauper Patients - - -	7604-0	7188-0	644	610	83	23	152	126	37	37	19	46	6	3	227	253
Private Patients - - -	928-5	1113-0	73	102	5	2	11	16	1	...	7	7	3	1	44	46
TOTALS - - -	8532-5	8301-0	717	712	88	25	163	142	38	27	26	53	9	4	271	299

\* This Institution is now called the Royal Edinburgh Hospital for Mental Disorders.



TABLE XII.—(ii.).

Who Died in Asylums and other Establishments in the Year 1927.

District Asylums.

7.	8.			9.		10.		11.		12.		13.		14.		15.		16.		17.	
Pneumonia.	Bronchitis, Pleurisy and other forms of Pulmonary Disease.			Diseases of the Alimentary Glandular and Genito-Urinary Systems.		Dysentery (Colitis), Diarrhoea and Infective Enteritis.		Erysipelas, Abscess Pyæmia Septicæmia, and Cellulitis.		Influenza.		Typhoid and other Infectious and Contagious Diseases		Cancer, Carcinoma, Sarcoma, Malignant Diseases, <i>excluding</i> Malignant Diseases of the Brain.		Tuberculosis and Pulmonary Phthisis.		Atrophy, Debility, and Old Age.		Suicides and Accidents.	
M.	F.	M.	F.	M.	F.	M.	F.	M.	F.	M.	F.	M.	F.	M.	F.	M.	F.	M.	F.	M.	F.
3	2	2	2	1	4	...	...	1	...	2	...	...	...	1	1	4	6	...	...	...	...
2	1	...	...	2	1	...	...	...	...	1	2	...	...	...	...	2	5	...	1	...	1
1	1	...	1	5	6	...	...	1	...	...	1	...	...	...	1	2	2	5	7	...	...
3	3	3	1	9	9	2	...	...	...	...	...	...	...	...	1	6	2	14	11	...	...
3	...	1	1	...	...	...	...	...	1	...	...	...	...	1	...	...	1	1	...	1	...
3	3	...	...	1	1	...	...	...	...	...	...	...	...	...	1	4	3	2	2	...	...
1	1	1	1	...	...	...	...	...	...	...	...	...	...	...	1	2	...	...	1	...	...
2	2	1	1	...	...	...	1	...	...	2	5	...	...	...	...	1	3	5	...	...	2
2	1	...	1	1	1	...	...	...	...	...	...	...	...	1	1	1	...	1	1	...	...
1	8	5	5	7	5	...	...	1	1	...	1	...	...	1	3	22	12	2	...	1	...
3	3	1	4	1	...	...	...	...	1	...	2	...	...	3	1	4	2	3	7	...	1
19	19	2	...	4	3	1	3	1	...	...	...	...	...	3	4	...	...	7	15	3	...
5	1	6	9	5	7	1	1	2	1	1	...	...	...	1	4	6	4	5	17	...	...
2	2	3	1	4	...	1	...	1	...	...	...	...	...	3	...	7	6	4	2	*1	...
1	1	1	2	3	2	...	...	...	...	1	...	...	...	...	3	7	11	12	19	1	...
2	6	1	1	2	5	...	...	...	...	...	...	...	...	...	2	2	1	1	3	...	...
7	3	3	1	4	4	...	1	...	3	2	...	...	...	3	...	11	12	4	10	†2	...
7	1	...	2	2	2	...	...	1	...	...	1	...	...	...	2	3	1	6	8	...	†1
7	4	...	...	...	...	...	1	...	...	...	...	...	...	1	1	4	1	8	12	1	...
2	1	2	...	...	1	...	...	1	...	4	...	...	...	...	...	1	1	1	...	...	1
2	2	...	...	3	2	...	...	...	3	...	...	...	...	...	...	2	2	5	1	1	...
4	2	1	...	1	...	...	...	...	...	...	...	...	...	...	...	...	...	3	9	...	...
4	2	1	...	2	1	...	...	1	3	...	...	...	...	...	1	1	...	2	3	...	...
4	3	4	2	2	2	...	...	...	1	2	...	...	...	...	...	...	1	9	7	...	*1
6	8	1	2	...	1	...	...	2	1	...	...	...	...	...	5	5	3	2	6	6	*1

Workhouse with Unrestricted Licence.

...	...	...	...	1	...	...	...	...	...	...	...	...	...	...	...	...	...	...	...	...	...
-----	-----	-----	-----	---	-----	-----	-----	-----	-----	-----	-----	-----	-----	-----	-----	-----	-----	-----	-----	-----	-----

With Restricted Licences.

...	1	...	...	...	...	...	...	...	...	1	...	...	...	...	...	...	...	...	...	...	...
...	...	1	...	...	...	...	...	...	...	...	...	...	...	...	...	...	...	...	...	...	...
1	...	1	2	1	2	...	...	...	...	...	...	...	...	...	...	...	...	...	...	...	...
...	...	1	...	1	...	...	...	...	...	...	...	...	...	...	...	...	...	...	...	...	...
...	...	...	1	...	...	...	...	...	...	...	...	...	...	...	...	...	...	...	...	...	...
...	...	...	...	...	1	...	...	...	...	...	...	...	...	...	...	...	...	...	...	...	...
...	...	...	...	...	...	...	...	...	...	...	...	...	...	...	...	...	...	...	...	...	...
...	...	...	...	...	...	...	...	...	...	...	...	...	...	...	...	...	...	...	...	...	...
...	...	1	1	...	...	...	...	...	...	...	...	...	...	...	...	...	...	...	...	...	...
...	...	...	...	...	...	...	...	...	...	...	...	...	...	...	...	...	...	...	...	...	...
78	79	42	41	61	61	5	7	12	15	15	14	...	...	24	33	93	79	106	151	12	8
31	38	7	11	11	12	...	...	1	1	...	1	1	...	2	5	6	5	17	21	2	2
99	117	49	52	72	73	5	7	13	16	15	15	1	...	26	38	99	84	123	172	14	10

\* Attempted suicide prior to admission.

† One of which an attempted suicide prior to admission.

‡ Accident prior to admission.



## Return of Expenditure for each Lunacy District on Account of

LUNACY DISTRICTS.	Expenditure for Maintenance of Patients														
	In Royal Asylums.			In District Asylums.			In Parochial Asylum.			In Lunatic Wards of Poorhouses.			In Training Schools for Imbecile Children.		
	£	s.	d.	£	s.	d.	£	s.	d.	£	s.	d.	£	s.	d.
1. Aberdeen County.	29,633	1	6	1,646	6	4	...	...	...	1,824	16	6	22	0	0
2. Aberdeen City.	82	2	11	29,341	2	0	...	...	...	...	...	...	...	...	...
3. Argyll - -	...	...	...	14,011	0	1	...	...	...	...	...	...	...	...	...
4. Ayr - -	...	...	...	24,322	13	0	...	...	...	3,598	7	11	90	1	0
5. Banff - -	192	0	8	7,321	2	0	...	...	...	27	7	6	...	...	...
6. Bute - -	...	...	...	2,892	10	10	...	...	...	...	...	...	...	...	...
7. Caithness -	3,640	16	4	64	10	4	...	...	...	...	...	...	...	...	...
8. Dumfries -	16,058	1	8	77	11	8	...	...	...	726	11	10	45	12	6
9. Dundee -	1,064	5	6	25,535	7	11	...	...	...	4,123	8	0	...	...	...
10. East Lothian	131	2	2	5,901	17	2	...	...	...	254	16	0	44	19	9
11. Edinburgh -	5,271	18	0	60,655	12	10	...	...	...	2,934	8	10	...	...	...
12. Fife - -	...	...	...	29,594	5	2	...	...	...	...	...	...	74	15	0
13. Forfar and Kincardine.	14,509	7	2	531	16	4	...	...	...	793	9	4	...	...	...
14. Glasgow -	...	...	...	122,358	2	7	...	...	...	...	...	...	...	...	...
15. Govan - -	229	14	10	41,142	2	0	...	...	...	8,830	6	4	...	...	...
16. Inverness -	186	0	0	38,312	12	1	...	...	...	3,846	8	3	...	...	...
17. Lanark -	88	4	2	52,081	4	0	...	...	...	2,319	3	0	...	...	...
18. Midlothian -	...	...	...	12,145	12	6	...	...	...	277	2	4	...	...	...
19. Moray (or Elgin).	62	17	1	6,849	12	3	...	...	...	...	...	...	45	12	6
20. Orkney -	3,638	2	0	348	17	4	...	...	...	...	...	...	...	...	...
21. Paisley -	...	...	...	11,139	15	2	...	...	...	5,472	10	6	...	...	...
22. Perth - -	88	4	2	15,603	18	7	...	...	...	87	8	0	...	...	...
23. Renfrew -	...	...	...	22,885	7	2	15,019	0	9	...	...	...	...	...	...
24. Roxburgh -	...	...	...	16,403	8	2	...	...	...	...	...	...	...	...	...
25. Shetland -	3,302	7	0	110	2	0	...	...	...	...	...	...	...	...	...
26. Stirling -	39	19	11	38,597	7	2	...	...	...	3,928	0	10	45	12	...
TOTALS -	78,218	5	1	579,873	16	8	15,019	0	9	39,044	5	2	368	13	...



TABLE XIII.

Pauper Lunatics during the Year ended 15th May, 1927.

during the Year.															
In Private Dwellings.			Extra Expenditure for Certificates of Lunacy, Trial, etc., of Dangerous Lunatics, Transport of Patients, etc., etc.			Total Expenditure.			Amount of foregoing Expenditure contributed by Relatives, or derived from sources <i>other than Government Grant.</i>			Amount of foregoing Expenditure contributed by Government.			
£	s.	d.	£	s.	d.	£	s.	d.	£	s.	d.	£	s.	d.	
1,367	11	8	392	0	5	34,885	16	5	1,389	16	2	4,601	5	3	1
1,186	3	2	347	9	6	30,956	17	7	1,706	19	4	3,888	5	2	2
772	13	10	101	0	5	14,884	14	4	614	10	2	3,058	15	10	3
852	14	3	486	12	2	29,350	8	4	1,898	2	3	5,006	5	5	4
956	4	5	156	12	6	8,653	7	1	503	9	2	1,677	14	1	5
259	19	4	65	7	6	3,217	17	8	458	1	4	557	4	8	6
1,044	19	2	205	16	4	4,956	2	2	74	3	8	999	7	0	7
1,154	14	4	385	10	0	18,448	2	0	655	9	10	3,248	9	1	8
1,587	0	4	315	3	10	32,625	5	7	1,285	1	8	4,644	6	0	9
317	9	3	99	16	10	6,750	1	2	324	16	8	1,225	14	2	10
8,715	8	2	85	8	2	77,662	16	0	5,875	3	2	10,464	10	3	11
2,574	17	2	824	7	0	33,068	4	4	2,251	8	6	5,110	2	4	12
937	3	2	241	18	8	17,013	14	8	988	18	4	3,434	10	5	13
9,272	7	0	1,294	11	1	132,925	0	8	6,503	8	4	19,100	3	7	14
3,130	0	10	1,595	12	10	54,927	16	10	3,984	16	4	7,982	14	11	15
7,697	12	10	1,479	13	6	51,522	6	8	2,630	1	0	7,883	11	4	16
1,572	16	0	1,501	19	4	57,563	6	6	2,243	18	6	8,389	7	1	17
826	15	1	168	6	8	13,417	16	7	862	15	2	2,188	18	7	18
1,056	6	2	126	13	7	8,141	1	7	222	11	8	1,261	0	5	19
439	12	2	406	3	10	4,832	15	4	364	4	10	733	2	2	20
761	3	2	254	11	8	17,628	0	6	1,002	9	2	2,206	6	6	21
513	18	8	331	14	1	16,625	3	6	1,822	13	10	3,316	11	11	22
1,416	17	2	540	16	0	39,862	1	1	3,369	19	7	4,234	6	8	23
890	11	6	325	15	4	17,619	15	0	1,363	4	0	2,635	19	6	24
584	15	6	434	11	4	4,431	15	10	94	16	6	770	10	5	25
3,630	16	8	1,119	10	7	47,361	7	8	2,671	6	6	7,084	10	4	26
53,520	11	0	13,287	3	2	779,331	15	1	45,162	5	8	115,703	13	1	



## APPENDIX—TABLE XIV.

The Average Weekly Cost of Maintenance of Pauper Lunatics in the different Classes of Establishments, and in Private Dwellings, in each of the Eight Years 1919-20 to 1926-27.

ASYLUMS.	1919-20	1920-21	1921-22	1922-23	1923-24	1924-25	1925-26	1926-27
	s. d.	s. d.	s. d.	s. d.	s. d.	s. d.	s. d.	s. d.
In Royal and District Asylums, Private Asylums, Parochial Asylums, and Schools for Imbeciles - -	16 8	21 10	26 4	22 4	19 11	20 2	19 11	19 10
In Lunatic Wards of Poorhouses - -	15 11	18 9	21 8	17 10	16 4	16 11	16 8	17 3
In Private Dwellings -	10 10	12 6	12 6	13 4	12 10	12 5	12 1	12 6
GENERAL AVERAGES -	16 2	20 9	24 2	21 5	19 3	19 5	19 3	19 3

## APPENDIX—TABLE XV.

The Weekly Rate of Maintenance for each mode of providing for Pauper Lunatics in each Lunacy District during the Year ending 15th May, 1927.

LUNACY DISTRICTS.	In Royal, District, and Parochial Asylums, and Training Schools for Imbecile Children.	In Licensed Wards of Poor-houses with Restricted Licences.	In Private Dwellings.	General Averages. (This also includes the Extra Expenditure for Certificates of Lunacy, Cost of Transport, etc.)
	s. d.	s. d.	s. d.	s. d.
1. Aberdeen County -	23 5	11 6	11 5	21 7
2. Aberdeen City -	19 0	...	12 4	18 9
3. Argyll -	17 6	...	9 0	16 10
4. Ayr -	18 4	15 6	9 11	17 9
5. Banff -	14 3	10 6	11 6	14 1
6. Bute -	18 6	...	15 4	18 7
7. Caithness -	16 4	...	12 11	16 1
8. Dumfries -	18 7	11 2	12 4	17 11
9. Dundee -	19 7	16 10	15 7	19 2
10. East Lothian -	16 11	14 0	13 6	16 10
11. Edinburgh -	24 0	17 9	17 0	22 8
12. Fife -	18 5	...	14 6	18 6
13. Forfar and Kincardine	16 3	13 10	12 0	16 0
14. Glasgow -	21 6	...	12 8	20 8
15. Govan -	17 6	18 1	9 11	17 4
16. Inverness -	21 3	19 2	10 0	18 6
17. Lanark -	17 5	17 10	11 2	17 7
18. Midlothian -	18 6	13 3	11 9	17 11
19. Morayshire (or Elgin) -	19 4	...	12 8	18 4
20. Orkney -	20 11	...	10 6	20 10
21. Paisley -	23 7	20 7	13 3	22 2
22. Perth -	16 6	16 9	10 4	16 11
23. Renfrew -	24 9	...	13 11	24 5
24. Roxburgh -	20 0	...	12 8	19 10
25. Shetland -	16 9	...	10 0	16 6
26. Stirling -	18 1	20 1	15 1	18 5
GENERAL AVERAGES -	19 10	17 3	12 6	19 3



## APPENDIX.—TABLE XVI.

Present Weekly Rates of Board for Maintenance in Royal and District Asylums, and the estimated Weekly Cost of Patients in Parochial Asylums and Poorhouses.

ROYAL OR CHARTERED ASYLUMS.				Rates for Pauper Patients.		Minimum Rates for Private Patients.*					
				From the District.		From beyond the District.		Special or District Rate.		General Rate.	
				s.	d.	s.	d.	s.	d.	s.	d.
Aberdeen Royal Asylum - - -				21	1	25	0	23	1	32	8
Crichton " " - - -				19	0	27	8	27	8	27	8
Dundee " " - - -				...		...		20	0	40	10
Edinburgh " " - - -				20	4	23	0	22	4	22	4
Glasgow " " - - -				...		...		...		25	0
Montrose " " - - -				16	4	19	3	17	8	20	9
Murray's " " Perth - - -				...		...		30	9	34	7
DISTRICT ASYLUMS.				s.	d.	s.	d.	s.	d.	s.	d.
Aberdeen District Asylum - - -				19	3	19	3	...		...	
Argyll and Bute District Asylum - - -				17	6	23	0	19	0	19	0
Ayr " " - - -				15	5	19	3	17	4	19	3
Banff " " - - -				14	0	20	0	22	4	22	4
Dundee " " - - -				19	10	22	9	...		...	
East Lothian " " - - -				16	6	18	5	18	5	19	3
Edinburgh " " - - -				23	4	26	0	26	0	26	0
Fife " " - - -				18	5	22	3	22	3	22	3
Glasgow District Asylum (Gartloch) - - -				22	9	22	9	...		...	
Glasgow " " (Woodilee) - - -				21	0	21	0	...		...	
Govan " " - - -				19	0	19	0	25	5	25	5
Inverness " " - - -				20	0	21	6	...		...	
Kirklands Asylum, Bothwell - - -				19	0	23	0	...		...	
Lanark District Asylum - - -				18	1	23	4	21	0	23	4
Midlothian " " - - -				17	6	19	10	...		24	5
Moray " " - - -				17	4	19	2	17	4	19	2
Paisley " " - - -				19	10	24	2	...		24	2
Perth " " - - -				16	0	22	6	...		22	6
Renfrew " " - - -				23	0	23	0	...		...	
Roxburgh " " - - -				21	0	21	0	25	0	26	11
Stirling " " - - -				19	10	25	0	...		21	2
PAROCHIAL ASYLUM.				† Estimated Weekly Cost of Patients belonging to Parish or Combination.				Rates charged for Boarders from other Parishes.			
				s.	d.	s.	d.	s.	d.	s.	d.
Greenock Parochial Asylum - - -				24	8	25	0				
LUNATIC WARDS OF POORHOUSES.		† Estimated Weekly Cost of Patients belonging to Parish or Combination.	Rates charged for Boarders from other Parishes.		LUNATIC WARDS OF POORHOUSES—Continued.		† Estimated Weekly Cost of Patients belonging to Parish or Combination.	Rates charged for Boarders from other Parishes.			
		s.	d.	s.	d.		s.	d.	s.	d.	
Buchan - - -		12	11	10	6	Lewis - - -	16	8	...		
Cunninghame - - -		15	0	15	0	Linlithgow - - -	15	3	17	0	
Dumbarton - - -		20	4	...		Long Island - - -	10	2	13	0	
Dundee, East - - -		18	3	...		Old Monkland - - -	18	6	17	0	
Govan - - -		18	0	18	0	Paisley - - -	18	6	18	6	
Inveresk - - -		14	0	...		Perth - - -	...		20	0	
Kincardine - - -		13	10	14	7	Wigtown - - -	13	5	14	7	

\* Most, if not all, of the Royal Asylums receive special cases at lower rates.

† The rent is taken as the proportion allocated to the lunatic wards of the gross rental in the valuation roll for the year, divided by the number of inmates for which the wards are licensed.



## APPENDIX—

The Expenditure of District Boards of Control on  
during the Financial

ASYLUMS.	Average Number of Patients Resident during the Financial Year.	MAINTENANCE EXPENDITURE FROM					
		1.		2.		3.	
		Butcher Meat, Fresh, Cured, and Tinned; Condensed Preparations of Meat, Poultry, and Game.		Fish, Fresh and Cured.		Milk.	
		Total.	Per Patient.	Total.	Per Patient.	Total.	Per Patient.
1. Aberdeen ...	644	£ 2,391	£ s. d. 3 14 3	£ 213	£ s. d. 0 6 7	£ 1,275	£ s. d. 1 19 7
2. Argyll ...	405	1,595	3 18 9	284	0 14 0	2,077	5 2 7
3. Ayr ...	596	2,062	3 9 2	347	0 11 8	1,370	2 6 0
4. Banff ...	209	725	3 9 5	172	0 16 6	498	2 7 8
5. Dundee ...	536	1,591	2 19 4	412	0 15 4	1,399	2 12 2
6. East Lothian ...	250	1,196	4 15 8	207	0 16 7	922	3 13 9
7. Edinburgh ...	960	5,929	6 3 6	1,302	1 7 1	3,354	3 9 11
8. Fife ...	767	2,739	3 11 5	380	0 9 11	2,047	2 13 5
9. Glasgow (Gartloch) ...	787	2,420	3 1 6	411	0 10 5	2,489	3 3 3
10. Glasgow (Woodilee) ...	1,165	3,905	3 7 0	1,219	1 0 11	3,294	2 16 7
11. Govan ...	843	2,692	3 3 10	579	0 13 9	2,567	3 0 11
12. Inverness ...	712	3,158	4 8 8	517	0 14 6	2,201	3 1 10
13. Kirklands ...	250	839	3 7 1	143	0 11 5	662	2 13 0
14. Lanark ...	1,191	3,470	2 18 3	500	0 8 5	3,784	3 3 7
15. Midlothian ...	343	1,242	3 12 5	139	0 8 1	1,245	3 12 7
16. Moray ...	156	620	3 19 6	92	0 11 10	671	4 6 0
17. Paisley ...	254	840	3 6 2	166	0 13 1	582	2 5 10
18. Perth ...	384	1,163	3 0 7	187	0 9 11	745	1 18 10
19. Renfrew ...	364	1,222	3 7 2	328	0 18 0	1,141	3 2 8
20. Roxburgh ...	361	1,588	4 8 0	128	0 7 1	1,371	3 15 11
21. Stirling ...	886	3,731	4 4 3	595	0 13 5	3,021	3 8 2
Totals and Averages ...	12,063	45,118	3 14 10	8,321	0 13 10	36,715	3 0 10

1 GENERAL NOTES.—(a) The expenses in connection with land, buildings  
(b) Fractions of 1d. which are under  $\frac{1}{2}$ d. have been

2 The cost of furniture and furnishings included in this Table refers only  
and furnishings required for original buildings



TABLE XVII.

the Maintenance and Management of Pauper Lunatics

Year 1926-1927.

15TH MAY, 1926, TO 15TH MAY, 1927.

4.		5.		6.		7.		8.		
Butter, Margarine, Suet, Lard, Eggs, and Cheese.		Bread, Flour, Meal, Barley, Pease, Rice, etc.		Potatoes, Green Vegetables, Turnips, etc.		Sugar.		Preserves, Treacle, etc.		
Total.	Per Patient.	Total.	Per Patient.	Total.	Per Patient.	Total.	Per Patient.	Total.	Per Patient.	
£	£ s. d.	£	£ s. d.	£	£ s. d.	£	£ s. d.	£	£ s. d.	
961	1 9 10	2,643	4 2 1	547	0 17 0	286	0 8 11	82	0 2 7	1
585	1 8 11	1,370	3 7 8	522	1 5 9	256	0 12 8	33	0 1 8	2
1,166	1 19 2	2,442	4 1 11	970	1 12 7	206	0 6 11	40	0 1 4	3
272	1 6 0	730	3 9 10	232	1 2 2	110	0 10 6	14	0 1 4	4
766	1 8 7	1,757	3 5 7	740	1 7 7	251	0 9 4	62	0 2 4	5
309	1 4 9	1,061	4 4 11	408	1 12 8	99	0 7 11	11	0 0 11	6
2,199	2 5 10	3,815	3 19 6	1,289	1 6 10	643	0 13 5	44	0 0 11	7
938	1 4 6	2,623	3 8 5	864	1 2 6	349	0 9 1	86	0 2 3	8
1,646	2 1 10	2,919	3 14 2	990	1 5 2	343	0 8 9	245	0 6 3	9
2,719	2 6 8	3,429	2 18 10	1,412	1 4 3	596	0 10 3	171	0 2 11	10
1,387	1 12 11	2,670	3 3 4	1,040	1 4 8	380	0 9 0	9	0 0 3	11
1,255	1 15 3	3,041	4 5 5	682	0 19 2	338	0 9 6	202	0 5 8	12
323	1 5 10	1,004	4 0 4	462	1 17 0	140	0 11 2	13	0 1 0	13
1,479	1 4 10	3,234	2 14 4	1,345	1 2 7	564	0 9 6	80	0 1 4	14
486	1 8 4	1,353	3 18 11	452	1 6 4	166	0 9 8	9	0 0 6	15
151	0 19 4	680	4 7 2	143	0 18 4	78	0 10 0	14	0 1 10	16
663	2 12 2	1,053	4 2 11	298	1 3 6	108	0 8 6	57	0 4 6	17
605	1 11 6	1,563	4 1 5	496	1 5 10	211	0 11 0	2	0 0 1	18
649	1 15 8	1,790	4 18 4	349	0 19 2	203	0 11 2	87	0 4 9	19
699	1 18 9	1,596	4 8 5	720	1 19 11	247	0 13 8	32	0 1 10	20
1,824	2 1 2	2,741	3 1 10	1,074	1 4 3	472	0 10 8	85	0 1 11	21
21,082	1 14 11	43,514	3 12 2	15,035	1 4 11	6,046	0 10 0	1,378	0 2 3	

furnishings, &c., payable out of the County Assessments, are given in Table XXI.  
omitted, and all fractions above ½d. have been reckoned as 1d.

to the replacement or repair of what has been worn out or destroyed. The cost of furniture  
or additions is given in Table XXI.



## APPENDIX—

The Expenditure of District Boards of Control on  
during the Financial

ASYLUMS.			MAINTENANCE EXPENDITURE FROM							
			9.		10.		11.		12.	
			Tea, Coffee, and Cocoa.		Wines, Spirits, and Malt Liquors.		Fresh and Dry Fruits, and Minor Articles of Food.		Tobacco.	
			Total.	Per Patient.	Total.	Per Patient.	Total.	Per Patient.	Total.	Per Male Patient.
			£	£ s. d.	£	£ s. d.	£	£ s. d.	£	£ s. d.
1. Aberdeen	...	...	474	0 14 9	46	0 1 5	179	0 5 6	301	0 18 8
2. Argyll	...	...	377	0 18 7	77	0 3 10	128	0 6 4	277	1 8 1
3. Ayr	...	...	335	0 11 3	7	0 0 3	169	0 5 8	396	1 5 7
4. Banff	...	...	117	0 11 2	2	0 0 2	112	0 10 9	136	1 3 5
5. Dundee	...	...	348	0 13 0	...	...	95	0 3 7	440	1 13 4
6. East Lothian	...	...	170	0 13 7	6	0 0 6	121	0 9 8	147	1 7 3
7. Edinburgh	...	...	736	0 15 4	101	0 2 1	994	1 0 8	456	0 19 6
8. Fife	...	...	383	0 10 0	...	...	791	1 0 8	779	2 2 4
9. Glasgow (Gartloch)	...	...	489	0 12 5	125	0 3 2	372	0 9 5	733	1 13 4
10. Glasgow (Woodilee)	...	...	1,044	0 17 11	51	0 0 11	803	0 13 9	937	1 10 3
11. Govan	...	...	486	0 11 6	78	0 1 10	634	0 15 0	598	1 5 6
12. Inverness	...	...	480	0 13 6	54	0 1 6	306	0 8 7	611	1 13 1
13. Kirklands	...	...	135	0 10 10	17	0 1 4	184	0 14 9	206	1 9 5
14. Lanark	...	...	882	0 14 10	66	0 1 1	376	0 6 4	711	1 1 10
15. Midlothian	...	...	266	0 15 6	219	0 12 9	183	0 10 8	228	1 6 1
16. Moray	...	...	120	0 15 5	18	0 2 4	64	0 8 3	126	1 19 4
17. Paisley	...	...	209	0 16 5	54	0 4 3	77	0 6 1	186	1 7 4
18. Perth	...	...	205	0 10 8	25	0 1 4	132	0 6 10	264	1 9 6
19. Renfrew	...	...	313	0 17 2	4	0 0 3	154	0 8 6	271	1 10 5
20. Roxburgh	...	...	234	0 13 0	64	0 3 7	192	0 10 8	215	1 7 3
21. Stirling	...	...	486	0 11 0	16	0 0 4	634	0 14 4	650	1 5 10
Totals and Averages	...	...	8,289	0 13 9	1,030	0 1 8	6,700	0 11 1	8,668	1 7 10

1 GENERAL NOTES.—(a) The expenses in connections with land, buildings,  
(b) Fractions of 1d. which are under  $\frac{1}{2}$ d. have been

2 The cost of furniture and furnishings included in this Table refers only  
and furnishings required for original buildings



TABLE XVII.—*continued.*The Maintenance and Management of Pauper Lunatics  
Year 1926-1927.

15TH MAY, 1926, TO 15TH MAY, 1927.										
13.		14.		15.		16.		17.		
Household Requisites.		Laundry Requisites.		Clothing, Boots and Shoes.		Medicines and Surgical Appliances.		Fuel, Light, and Water.		
Total.	Per Patient.	Total.	Per Patient.	Total.	Per Patient.	Total.	Per Patient.	Total.	Per Patient.	
£	£ s. d.	£	£ s. d.	£	£ s. d.	£	£ s. d.	£	£ s. d.	
142	0 4 5	239	0 7 5	2,133	3 6 3	264	0 8 2	5,979	9 5 8	1
134	0 6 7	147	0 7 3	1,181	2 18 4	215	0 10 7	2,212	5 9 3	2
275	0 9 3	402	0 13 6	1,543	2 11 9	207	0 6 11	5,602	9 8 0	3
112	0 10 9	102	0 9 9	418	2 0 0	216	1 0 8	1,797	8 12 0	4
319	0 11 11	82	0 3 1	1,081	2 0 4	359	0 13 5	3,755	7 0 1	5
142	0 11 4	194	0 15 6	807	3 4 7	175	0 14 0	2,230	8 18 5	6
519	0 10 10	693	0 14 5	1,983	2 1 4	527	0 11 0	10,182	10 12 2	7
761	0 19 10	502	0 13 1	2,219	2 17 10	562	0 14 8	6,851	8 18 8	8
510	0 13 0	181	0 4 7	1,829	2 6 6	850	1 1 7	8,287	10 10 7	9
482	0 8 3	617	0 10 7	3,460	2 19 5	1,064	0 18 3	7,004	6 0 3	10
312	0 7 5	328	0 7 9	1,983	2 7 1	443	0 10 6	6,225	7 7 8	11
465	0 13 1	300	0 8 5	2,449	3 8 10	389	0 10 11	6,036	8 9 7	12
120	0 9 7	171	0 13 8	551	2 4 1	183	0 14 8	1,446	5 15 8	13
367	0 6 2	350	0 5 10	3,968	3 6 8	692	0 11 7	7,021	5 17 11	14
183	0 10 8	117	0 6 10	899	2 12 5	205	0 11 11	1,847	5 7 8	15
48	0 6 2	47	0 6 0	412	2 12 10	101	0 12 11	942	6 0 9	16
149	0 11 9	172	0 13 7	992	3 18 1	200	0 15 9	1,374	5 8 2	17
201	0 10 6	109	0 5 8	1,080	2 16 3	90	0 4 8	3,164	8 4 10	18
267	0 14 8	255	0 14 0	747	2 1 1	256	0 13 11	4,453	12 4 8	19
214	0 11 10	197	0 10 11	986	2 14 8	329	0 18 3	3,197	8 17 1	20
336	0 7 7	457	0 10 4	2,507	2 16 7	479	0 10 10	4,344	4 18 1	21
3,058	0 10 1	5,662	0 9 5	33,228	2 15 1	7,806	0 12 11	93,948	7 15 9	

Furnishings, &c., payable out of the County Assessments are given in Table XXI.  
omitted, and all fractions above  $\frac{1}{2}$ d. have been reckoned as 1d.

to the replacement or repair of what has been worn out or destroyed. The cost of furniture  
or additions is given in Table XXI.



## APPENDIX

The Expenditure of District Boards of Control  
during the Financial Year 1880-81.

ASYLUMS.		MAINTENANCE EXPENDITURE FOR							
		18.							
		Salaries and Wages.							
		Of Officers.		Of Attendants and Servants.		Of Artisans.		Total of Salaries and Wages.	
		Total.	Per Patient.	Total.	Per Patient.	Total.	Per Patient.	Total.	Per Patient.
		£	£ s. d.	£	£ s. d.	£	£ s. d.	£	£ s. d.
1. Aberdeen ...	...	2,878	4 9 5	11,547	17 18 7	1,525	2 7 4	15,950	24 15 6
2. Argyll ...	...	1,899	4 13 9	4,838	11 18 11	757	1 17 5	7,494	18 10 1
3. Ayr ...	...	3,339	5 12 1	8,763	14 14 1	...	...	12,102	20 6 8
4. Banff ...	...	962	4 12 1	1,627	7 15 8	...	...	2,589	12 7 7
5. Dundee ...	...	2,235	4 3 5	7,531	14 1 0	1,035	1 18 7	10,801	20 3 3
6. East Lothian ...	...	675	2 14 0	2,131	8 10 6	...	...	2,806	11 4 6
7. Edinburgh ...	...	5,499	5 14 7	15,595	16 4 11	1,988	2 1 5	23,082	24 0 1
8. Fife ...	...	2,734	3 11 3	8,708	11 7 1	1,679	2 3 9	13,121	17 2 2
9. Glasgow (Gartloch) ...	...	3,006	3 16 5	22,235	28 5 1	...	...	25,241	32 1 1
10. Glasgow (Woodilee) ...	...	3,542	3 0 10	27,950	23 19 10	...	...	31,492	27 0 1
11. Govan ...	...	3,574	4 4 10	19,028	22 11 5	223	0 5 3	22,825	27 1 1
12. Inverness ...	...	3,377	4 14 10	8,932	12 10 11	642	0 18 0	12,951	18 3 3
13. Kirklands ...	...	1,435	5 14 10	4,873	19 9 10	134	0 10 9	6,442	25 15 3
14. Lanark ...	...	4,645	3 18 0	22,779	19 2 6	1,745	1 9 4	29,169	24 9 4
15. Midlothian ...	...	1,889	5 10 2	3,679	10 14 6	...	...	5,568	16 4 4
16. Moray ...	...	551	3 10 8	2,282	14 12 7	...	...	2,833	18 3 3
17. Paisley ...	...	1,953	7 13 9	3,597	14 3 3	...	...	5,550	21 17 3
18. Perth ...	...	1,930	5 0 6	3,677	9 11 6	472	1 4 7	6,079	15 16 6
19. Renfrew ...	...	2,515	6 18 2	6,993	19 4 3	...	...	9,508	26 2 3
20. Roxburgh ...	...	2,113	5 17 1	5,375	14 17 9	473	1 6 2	7,961	22 1 1
21. Stirling... ..	...	3,562	4 0 5	14,728	16 12 6	1,443	1 12 7	19,733	22 5 8
Totals and Averages, ...	...	54,313	4 10 1	206,868	17 3 0	12,116	1 0 1	273,297	22 13 3

1 GENERAL NOTES.—(a) The expenses in connection with land, buildings, &c., are included in the Table of Capital Expenditure.  
(b) Fractions of 1d. which are under  $\frac{1}{2}$ d. have been omitted.

2 The cost of furniture and furnishings included in this Table refers to the cost of the original purchase and of the repairs and furnishings required for original buildings.



TABLE XVII.—*continued.*

## Maintenance and Management of Pauper Lunatics

for 1926-1927.

MAY, 1926, TO 15TH MAY, 1927.										
19.		20.		21.		22.		23.		ASYLUMS.
Per Expenses, including Fees, Taxes, Amusements, &c.		Furniture and Furnishings.*		Total Maintenance Expenses.		Deduct Miscellaneous Receipts (including Profit or Loss on Farm and Garden).		Net Maintenance Expenses.		
al.	Per Patient.	Total.	Per Patient.	Total.	Per Patient.		Total.	Per Pauper Patient (Calculated on the Average Number of Pauper Patients Resident).		
	£ s. d.	£	£ s. d.	£	£ s. d.	£	£	£ s. d.		
94	4 6 9	1,044	1 12 5	37,943	58 18 4	—8,496	29,447	48 18 4	1. Aberdeen.	
23	3 10 3	722	1 15 8	21,109	52 2 5	—5,103	16,006	42 10 3	2. Argyll.	
54	3 19 0	1,097	1 16 10	33,092	55 10 6	—6,565	26,527	50 1 0	3. Ayr.	
88	2 6 8	417	1 19 11	9,259	44 6 0	—1,985	7,274	36 5 7	4. Banff.	
32	4 3 3	1,156	2 3 2	27,646	51 11 7	—2,362	25,284	49 15 5	5. Dundee.	
89	2 15 1	541	2 3 3	12,241	48 19 3	—1,312	10,929	46 2 3	6. East Lothian.	
40	4 12 6	1,616	1 13 8	63,904	66 11 4	—8,627	55,277	58 6 9	7. Edinburgh.	
08	2 1 11	1,901	2 9 7	39,504	51 10 1	—6,617	32,887	45 14 2	8. Fife.	
08	3 1 2	1,618	2 1 1	54,106	68 15 0	—5,679	48,427	64 15 8	9. Glasgow (Gartloch).	
53	2 12 5	2,470	2 2 5	69,222	59 8 4	—7,699	61,523	44 14 9	10. Glasgow (Woodilee).	
21	3 14 1	1,181	1 8 0	49,538	58 15 3	—12,713	36,825	47 7 10	11. Govan.	
72	2 12 7	1,904	2 13 6	39,211	55 1 5	—5,917	33,294	49 9 5	12. Inverness.	
78	5 2 3	284	1 2 9	14,603	58 8 3	—2,821	11,782	50 7 0	13. Kirklands.	
53	2 9 7	3,093	2 11 11	64,104	53 16 6	—13,515	50,589	46 8 8	14. Lanark.	
32	5 6 10	742	2 3 3	17,381	50 13 6	—2,521	14,860	49 10 8	15. Midlothian.	
71	4 6 0	262	1 13 7	8,093	51 17 7	—1,436	6,657	47 17 10	16. Moray.	
63	1 16 5	1,206	4 15 0	14,399	56 13 9	—3,992	10,407	49 15 11	17. Paisley.	
98	2 6 9	522	1 7 2	17,741	46 4 0	—3,519	14,222	39 6 10	18. Perth.	
72	4 6 4	552	1 10 4	24,121	66 5 4	—4,696	19,425	56 11 0	19. Renfrew.	
83	3 11 1	701	1 18 10	21,954	60 16 3	—4,326	17,628	53 16 6	20. Roxburgh.	
56	3 15 9	1,630	1 16 10	48,171	54 7 5	—7,353	40,818	50 6 0	21. Stirling.	
88	3 7 7	24,659	2 0 11	687,342	56 19 7	—117,254	570,088	50 12 9	Totals and Averages.	

ings, &c., payable out of the County Assessments, are given in Table XXI.  
ed, and all fractions above  $\frac{1}{2}$ d. have been reckoned as 1d.

replacement or repair of what has been worn out or destroyed. The cost of furniture  
ditions is given in Table XXI.



## APPENDIX—

The Quantity per Patient of the various Articles of Dietary and of  
1926-1927, and the Price

ASYLUMS.	Average Number of Inmates.			1. Fresh Butcher Meat.			2. Cured Butcher Meat.			3. Tinned Butcher Meat.					
	Patients.	Officers and Servants Boarded.	Total.	Quantity per Patient.	Price per cwt.			Quantity per Patient.	Price per cwt.			Quantity per Patient.	Price per cwt.		
1. Aberdeen - -	644	102	746	lbs. 93	£ 3	s. 0	d. 3	lbs. 6	£ 3	s. 7	d. 2	lbs. 7	£ 3	s. 6	d. 8
2. Argyll - - -	405	63	468	79	3	16	2	1	8	19	8	12	3	5	2
3. Ayr - - -	596	112	708	71	3	15	5	*	11	10	2	13	3	7	7
4. Banff - - -	209	36	245	75	3	9	2	...	...	...	...	8	4	0	4
5. Dundee - - -	536	80	616	70	2	18	7	*	7	10	11	12	3	10	6
6. East Lothian -	250	47	297	51	5	1	5	5	5	0	1	*	19	19	2
7. Edinburgh - -	960	198	1,158	96	4	5	8	*	6	3	3	10	3	5	7
8. Fife - - -	767	128	895	63	3	5	9	...	...	...	...	12	4	7	2
9. Glasgow (Gartloch)	787	157	944	80	2	6	0	1	7	6	10	10	3	2	7
10. Glasgow (Woodilee)	1,165	238	1,403	78	2	12	9	*	7	18	1	11	2	17	7
11. Govan - - -	843	138	981	62	3	6	3	...	...	...	...	4	3	9	3
12. Inverness - -	712	153	865	70	4	2	9	...	...	...	...	6	4	0	8
13. Kirklands - -	250	5	255	49	3	19	10	1	7	13	9	3	3	4	7
14. Lanark - - -	1,191	167	1,358	63	3	10	8	*	9	7	0	7	3	14	4
15. Midlothian - -	343	59	402	60	3	12	7	...	...	...	...	16	3	4	0
16. Moray - - -	156	31	187	82	4	5	6	1	11	1	8	...	...	...	...
17. Paisley - - -	254	43	297	73	4	4	9	...	...	...	...	...	...	...	...
18. Perth - - -	384	56	440	76	2	15	2	...	...	...	...	15	3	8	5
19. Renfrew - - -	364	86	450	67	3	4	8	...	...	...	...	4	3	18	5
20. Roxburgh - - -	361	67	428	89	3	1	6	1	7	18	10	18	3	15	7
21. Stirling- - -	886	169	1,055	75	3	6	2	...	...	...	...	14	3	19	3
TOTALS and MEANS	12,063	2,135	14,198	72	3	10	6	2	7	16	5	10	4	8	3

\* In the cases marked thus, the article also formed part of the asylum dietary, but the items marked \* have been taken as 0.5.



TABLE XVIII.

Tobacco supplied to each District Asylum, during the Financial Year of each Article supplied.

4. try and Game.		5. Fresh Fish.		6. Cured Fish.		7. Unskimmed Milk.		8. Skimmed Milk.		9. Butter and Margarine.		
Quantity per Patient	Price per cwt.	Quantity per Patient	Price per cwt.	Quantity per Patient	Price per cwt.	Quantity per Patient	Price per gal.	Quantity per Patient	Price per gal.	Quantity per Patient	Price per cwt.	
bs.	£ s. d.	lbs.	£ s. d.	lbs.	£ s. d.	gal.	£ s. d.	gal.	£ s. d.	lbs.	£ s. d.	
*	7 9 4	8	2 11 5	...	...	31	0 1 6	...	...	16	4 4 4	1
*	3 0 10	20	1 2 10	25	1 14 5	51	0 1 10	...	...	18	4 10 4	2
*	7 5 0	28	1 18 2	*	3 14 3	30	0 1 3	...	...	24	4 2 5	3
*	3 14 8	38	1 11 3	*	2 19 9	29	0 1 3	12	0 0 4	10	4 9 11	4
...	...	29	1 5 11	17	1 16 10	33	0 1 5	...	...	21	3 19 1	5
1	9 7 10	24	2 0 4	7	4 11 5	49	0 1 6	...	...	14	5 3 8	6
*	6 15 7	32	2 16 4	6	2 17 3	34	0 1 8	...	...	23	3 14 9	7
*	6 7 11	23	1 6 1	...	...	31	0 1 5	...	...	12	2 19 3	8
*	12 15 6	19	2 5 8	*	2 7 5	41	0 1 3	...	...	20	4 18 0	9
...	...	38	2 2 11	2	1 4 10	35	0 1 3	...	...	20	4 16 5	10
...	...	30	1 14 1	...	...	41	0 1 3	...	...	21	4 2 1	11
*	4 17 0	49	1 2 6	5	1 17 3	38	0 1 4	...	...	19	4 4 2	12
*	8 2 7	29	1 8 1	...	...	32	0 1 6	...	...	13	4 11 0	13
...	...	16	1 9 7	7	1 11 10	37	0 1 5	*	0 0 2	19	3 11 11	14
*	4 8 10	22	1 1 2	4	2 5 7	38	0 1 7	...	...	13	3 13 3	15
2	4 6 3	31	1 15 5	...	...	39	0 1 10	...	...	9	3 17 11	16
...	...	12	3 1 0	11	2 5 0	31	0 1 3	...	...	26	3 8 10	17
*	2 13 0	9	1 4 0	17	1 19 8	29	0 1 2	...	...	18	6 13 10	18
4	4 11 4	38	1 12 4	5	2 6 2	42	0 1 3	...	...	19	4 18 0	19
*	4 9 5	25	0 19 0	2	2 15 4	40	0 1 6	...	...	19	3 9 3	20
...	...	35	1 5 3	*	2 4 5	33	0 1 4	...	...	24	4 5 3	21
1	6 0 4	26	1 14 0	7	2 8 3	36	0 1 5	6	0 0 3	18	4 5 5	

quantity used was below 1 unit per inmate during the year; in calculating mean quantities



## APPENDIX—

The Quantity per Patient of the various Articles of Dietary and of  
1926-1927, and the Price

ASYLUMS.	10. Suet, Lard, etc.			11. Eggs.			12. Cheese.			13. Bread.		
	Quantity per Patient	Price per cwt.		Quantity per Patient	Price per cwt.		Quantity per Patient	Price per cwt.		Quantity per Patient	Price per cwt.	
	lbs.	£	s. d.	lbs.	£	s. d.	lbs.	£	s. d.	lbs.	£	s. d.
1. Aberdeen - - - -	...	...	...	7	4	3 6	6	5	4 0	346	0	18 7
2. Argyll - - - -	2	2	16 0	4	5	12 6	3	4	13 9	15	1	5 4
3. Ayr - - - -	...	...	...	9	7	12 10	3	4	15 10	387	0	15 6
4. Banff - - - -	3	3	16 0	4	5	5 3	8	3	18 4	262	0	17 2
5. Dundee - - - -	...	...	...	7	5	3 9	...	...	...	257	0	17 8
6. East Lothian - - -	3	1	17 4	3	5	14 2	3	5	8 1	273	1	0 5
7. Edinburgh - - - -	*	2	13 10	6	6	17 10	6	4	9 10	218	0	17 7
8. Fife - - - -	6	3	4 1	...	...	...	2	5	0 9	214	1	0 3
9. Glasgow (Gartloch) -	*	2	8 11	9	7	4 2	*	5	7 5	306	0	16 9
10. Glasgow (Woodilee) -	1	4	19 11	7	7	5 1	3	4	10 4	...	...	...
11. Govan - - - -	1	3	0 3	4	7	3 8	4	4	10 2	15	0	16 6
12. Inverness - - - -	2	2	15 9	3	6	8 7	8	5	0 0	320	0	19 4
13. Kirklands - - - -	3	2	16 0	3	8	0 4	*	4	18 7	261	1	1 1
14. Lanark - - - -	5	3	9 1	*	8	3 4	5	4	15 0	...	...	...
15. Midlothian - - - -	...	...	...	5	7	6 3	5	4	16 4	318	0	18 9
16. Moray - - - -	3	2	6 8	6	5	2 4	6	2	17 6	271	1	3 4
17. Paisley - - - -	2	3	5 4	17	5	7 0	13	4	9 11	328	0	18 11
18. Perth - - - -	...	...	...	*	5	8 6	3	5	8 9	331	1	0 0
19. Renfrew - - - -	*	2	2 0	*	7	4 7	4	4	10 11	397	0	17 2
20. Roxburgh - - - -	*	2	15 0	9	5	11 8	12	4	8 2	317	0	19 3
21. Stirling - - - -	5	2	12 11	3	8	6 8	13	3	0 5	...	...	...
TOTALS and MEANS -	2	2	18 8	5	6	9 1	5	4	12 2	†15 307	0	19 1

† These figures are the averages of the quantities of bread and flour used respectively it may be estimated that the quantity as given in Column 14 may be increased by a little the amount of flour used.

\* In the cases marked thus, the article also formed part of the asylum dietary, but the items marked \* have been taken as 0·5.



TABLE XVIII.—*continued.*

Tobacco supplied to each District Asylum, during the Financial Year of each Article supplied.

14. Flour.		15. Meal.		16. Barley.		17. Peas, etc.		18. Rice, etc.		19. Potatoes.		
Quantity per Patient	Price per cwt.	Quantity per Patient	Price per cwt.	Quantity per Patient	Price per cwt.	Quantity per Patient	Price per cwt.	Quantity per Patient	Price per cwt.	Quantity per Patient	Price per cwt.	
lbs.	£ s. d.	lbs.	£ s. d.	lbs.	£ s. d.	lbs.	£ s. d.	lbs.	£ s. d.	lbs.	£ s. d.	
10	0 18 4	38	0 14 10	12	0 13 8	21	1 1 2	9	0 19 2	198	0 4 5	1
237	0 18 6	72	0 16 8	10	0 14 8	9	0 19 3	16	1 1 6	313	0 5 0	2
12	1 2 0	50	0 15 8	6	0 16 3	14	0 18 0	13	1 0 8	201	0 5 10	3
10	0 19 8	73	0 13 10	13	0 16 4	15	1 7 1	11	1 2 6	265	0 4 9	4
3	0 19 11	68	0 13 4	14	0 13 1	28	0 19 9	8	0 18 4	322	0 4 8	5
17	0 19 4	69	1 0 6	22	0 15 7	19	0 16 10	26	0 18 1	199	0 5 0	6
20	0 19 8	35	0 17 7	4	0 13 11	15	1 1 9	16	1 1 11	199	0 4 9	7
...	...	65	0 16 2	10	0 16 1	7	1 1 8	12	0 18 10	256	0 4 7	8
15	0 18 11	47	0 16 9	5	0 11 8	17	1 4 10	15	0 19 10	313	0 5 4	9
215	0 18 1	35	0 17 3	5	0 14 8	11	1 1 5	10	1 8 1	313	0 5 3	10
236	0 17 9	49	0 16 9	4	0 15 2	12	1 0 11	21	0 19 5	276	0 4 11	11
11	1 0 4	49	0 15 5	11	0 17 4	15	1 8 3	17	1 2 0	240	0 4 3	12
15	1 1 5	48	0 16 9	6	0 16 4	9	1 7 10	10	0 19 10	261	0 5 6	13
200	0 18 0	45	0 16 1	3	0 14 9	15	1 4 1	17	0 18 6	198	0 5 1	14
7	0 17 11	47	0 16 6	6	0 13 0	15	1 1 2	7	0 18 2	265	0 4 8	15
11	0 19 6	48	0 15 8	15	0 16 3	5	1 10 9	9	1 1 7	289	0 4 0	16
19	0 19 3	42	0 16 3	10	0 16 1	13	1 4 10	10	1 1 10	256	0 6 8	17
4	0 19 2	57	0 17 7	6	0 16 5	7	1 1 8	1	0 18 10	247	0 3 2	18
15	0 19 2	62	0 16 6	6	0 17 6	24	1 0 3	12	1 0 9	157	0 4 6	19
7	0 18 6	60	0 16 8	21	0 13 4	15	0 18 7	5	1 6 8	242	0 4 11	20
241	0 17 10	37	0 15 9	20	0 13 2	14	0 19 8	10	1 1 3	172	0 4 9	21
226	0 19 2	52	0 16 4	10	0 15 0	14	1 2 4	12	1 0 10	247	0 4 10	
12												

in asylums which do, and which do not, bake their own bread. For purposes of comparison less than 40 per cent. to show the weight of bread per inmate which would be produced from quantity used was below 1 unit per patient during the year; in calculating mean quantities



## APPENDIX—

The Quantity per Patient of the various Articles of Dietary and of  
1926-1927, and the Price

ASYLUMS.	20. Green Vegetables, Turnips, etc.			21. Fresh Fruits.			22. Dry Fruits.			23. Sugar.		
	Quantity per Patient	Price per cwt.		Quantity per Patient	Price per cwt.		Quantity per Patient	Price per cwt.		Quantity per Patient	Price per cwt.	
	lbs.	£	s. d.	lbs.	£	s. d.	lbs.	£	s. d.	lbs.	£	s. d.
1. Aberdeen - - -	113	0	6 7	6	1	3 4	1	2	10 8	27	1	10 11
2. Argyll - - -	104	0	8 4	3	1	7 10	1	2	10 1	41	1	10 5
3. Ayr - - -	240	0	7 9	3	1	16 10	2	2	13 0	22	1	9 1
4. Banff - - -	163	0	5 2	10	1	17 4	2	2	8 3	31	1	11 5
5. Dundee - - -	125	0	9 4	*	2	14 11	*	2	9 7	28	1	9 8
6. East Lothian - -	120	0	17 3	3	4	0 4	*	4	0 4	26	1	8 0
7. Edinburgh - -	135	0	10 11	13	1	12 10	3	2	10 8	38	1	9 8
8. Fife - - -	133	0	6 10	3	2	3 7	10	2	1 8	27	1	9 6
9. Glasgow (Gartloch)	69	0	8 4	3	1	11 11	3	2	7 9	22	1	10 6
10. Glasgow (Woodilee)	81	0	6 5	6	2	16 7	3	2	3 9	28	1	8 8
11. Govan - - -	79	0	12 3	...	...	...	2	2	16 2	26	1	10 6
12. Inverness - -	101	0	7 1	8	0	17 4	1	3	19 0	28	1	10 2
13. Kirklands - -	168	0	11 10	35	0	14 11	6	2	19 1	27	1	11 8
14. Lanark - - -	112	0	10 2	1	2	11 2	1	2	2 3	26	1	10 2
15. Midlothian - -	172	0	7 4	5	1	10 8	*	2	12 3	27	1	10 3
16. Moray - - -	105	0	5 4	17	0	15 6	2	2	10 7	32	1	9 8
17. Paisley - - -	45	0	12 0	2	2	4 9	4	2	10 6	27	1	9 10
18. Perth - - -	215	0	8 0	3	3	16 4	...	...	...	35	1	10 9
19. Renfrew - - -	93	0	8 7	4	1	12 1	2	2	14 4	35	1	8 7
20. Roxburgh - -	231	0	11 3	2	3	2 4	2	2	12 8	35	1	10 11
21. Stirling - - -	159	0	7 10	5	1	14 4	3	2	6 0	33	1	7 0
TOTALS and MEANS	132	0	9 0	7	2	0 3	2	2	12 11	30	1	9 10

\* In the cases marked thus, the article also formed part of the asylum dietary, but the items marked \* have been taken as 0-5.



TABLE XVIII.—(continued).

Tobacco supplied to each District Asylum, during the Financial Year of each Article supplied.

24. Preserves, Syrup, Treacle, etc.		25. Tea, Cocoa, Coffee.		26. Wines and Spirits.		27. Malt Liquors.		28. Tobacco.		
Quantity per Patient	Price per cwt.	Quantity per Patient	Price per cwt.	Quantity per Patient	Price per gal.	Quantity per Patient	Price per gal.	Quantity per Male Patient	Price per cwt.	
lbs.	£ s. d.	lbs.	£ s. d.	gills	£ s. d.	pts.	£ s. d.	oz.	£ s. d.	
2	1 14 11	6	12 2 1	*	3 8 7	*	0 6 9	40	42 3 3	1
2	1 17 5	7	11 4 8	2	3 9 3	...	...	48	52 6 3	2
5	1 6 8	5	9 18 10	*	1 19 1	...	...	48	47 9 9	3
*	2 2 8	6	9 0 10	*	1 1 0	*	0 6 6	39	52 12 5	4
3	2 9 6	5	11 10 4	...	...	...	...	55	54 7 5	5
3	1 8 8	5	11 9 3	*	3 1 6	...	...	39	62 1 2	6
3	1 18 4	6	9 10 7	*	3 2 5	*	0 5 8	35	50 10 8	7
7	1 11 4	4	9 3 9	...	...	...	...	77	49 9 10	8
12	1 14 11	3	10 18 6	1	4 4 6	...	...	55	54 3 8	9
5	1 11 6	5	12 15 0	*	4 5 9	...	...	48	56 16 2	10
*	1 15 2	5	11 4 2	*	3 1 9	*	0 6 6	51	47 15 4	11
8	2 16 10	6	9 3 3	*	4 11 4	...	...	54	55 5 0	12
4	1 10 5	3	10 16 11	*	3 14 9	1	0 4 2	40	65 17 5	13
3	2 0 8	5	11 18 4	*	2 17 11	*	0 7 0	40	49 0 10	14
2	1 10 6	6	11 6 9	4	3 19 1	4	0 5 10	47	49 4 9	15
4	1 17 11	5	13 3 4	*	1 11 11	5	0 2 5	61	58 2 1	16
12	1 16 1	7	10 15 11	2	3 7 8	...	...	50	49 8 7	17
...	...	5	9 4 9	*	1 16 6	*	0 7 8	50	52 17 9	18
9	2 7 11	6	10 10 3	*	3 16 0	...	...	59	45 19 6	19
3	1 11 5	6	9 1 5	2	3 15 0	*	0 4 8	50	49 1 4	20
4	1 12 5	5	7 11 6	*	3 8 11	*	0 6 6	48	47 18 7	21
5	1 16 9	5	10 11 11	1	3 3 10	1	0 5 9	49	52 0 7	

quantity used was below 1 unit per patient during the year; in calculating mean quantities



APPENDIX—TABLE XIX.

Quantities and Estimated Values of Articles supplied to District Asylums from Asylum Farms and Gardens during the Financial Year 1926-1927, and the Prices at which the Produce supplied has been Estimated.

QUANTITIES AND ESTIMATED VALUES OF SUPPLIES TO ASYLUMS FROM ASYLUM FARMS AND GARDENS.										PRICES AT WHICH PRODUCE SUPPLIED TO ASYLUMS HAS BEEN ESTIMATED.										FARMS AND GARDENS OF DISTRICT ASYLUMS.																																																																																																																																																																																																																																																																																																																																																																																																																																																																																																																																																																																						
Butcher Meat.	Poultry and Game.	Milk.		Butter.	Eggs.		Potatoes.		Green Vegetables.	Fresh Fruits.	Sundries.	Total Estimated Value.	Butcher Meat.	Poultry and Game.	Milk.	Butter.	Eggs.	Potatoes.	Green Vegetables.		Fresh Fruits.																																																																																																																																																																																																																																																																																																																																																																																																																																																																																																																																																																																					
		lbs.	gals.		lbs.	£	cwt.	£														cwt.	£	lbs.	£	£ s. d.	£ s. d.	£ s. d.	£ s. d.	£ s. d.	£ s. d.	£ s. d.	£ s. d.																																																																																																																																																																																																																																																																																																																																																																																																																																																																																																																																																																									
1. Aberdeen .	cwt. 483	32	24213	1275	...	2910	126	1453	319	528	164	3053	33	346	2295	...	7	9	4	1	1	...	£ s. d. 4 16 11	£ s. d. 4 40 6	£ s. d. 2 1 4	4	1. Aberdeen.																																																																																																																																																																																																																																																																																																																																																																																																																																																																																																																																																																															
2. Argyll .	116	440	402	11	24091	2077	...	666	42	1046	279	414	177	792	17	181	3224	3	15	11	2	19	4	0	1	9	...	7	1	10	5	4	0	8	7	2	7	11	2. Argyll.																																																																																																																																																																																																																																																																																																																																																																																																																																																																																																																																																																			
3. Ayr .	...	...	...	...	...	...	...	...	...	1532	595	680	12	...	607	...	...	...	...	...	...	...	...	...	...	...	...	...	...	...	...	...	...	...	...	...	...	...	...	3. Ayr.																																																																																																																																																																																																																																																																																																																																																																																																																																																																																																																																																																		
4. Banff .	...	270	9	9782	498	982	67	1301	61	590	140	352	90	1070	16	55	936	...	3	14	8	0	1	0	...	...	...	...	...	...	...	...	...	...	...	...	...	...	...	...	4. Banff.																																																																																																																																																																																																																																																																																																																																																																																																																																																																																																																																																																	
5. Dundee .	...	...	...	...	...	...	...	...	...	1846	432	659	307	2015	44	55	2237	...	...	...	...	...	...	...	...	...	...	...	...	...	...	...	...	...	...	...	...	...	...	...	...	5. Dundee.																																																																																																																																																																																																																																																																																																																																																																																																																																																																																																																																																																
6. East Lothian	14	101	134	10	12293	922	...	688	34	528	132	321	275	894	41	20	15357	9	48	8	0	0	1	6	...	...	...	...	...	...	...	...	...	...	...	...	...	...	...	...	...	...	6. East Lothian.																																																																																																																																																																																																																																																																																																																																																																																																																																																																																																																																																															
7. Edinburgh .	378	2565	1827	120	39981	3354	...	4087	272	1296	319	1135	691	4603	117	578	8016	15	87	6	6	0	1	8	...	...	...	...	...	...	...	...	...	...	...	...	...	...	...	...	...	...	...	7. Edinburgh.																																																																																																																																																																																																																																																																																																																																																																																																																																																																																																																																																														
8. Fife .	129	612	...	...	...	...	...	...	...	2218	506	973	293	1129	34	...	3484	4	14	7	...	...	...	...	...	...	...	...	...	...	...	...	...	...	...	...	...	...	...	...	...	...	...	...	...	...	...	...	8. Fife.																																																																																																																																																																																																																																																																																																																																																																																																																																																																																																																																																									
9. Glasgow (Gartloch)	...	30	2	40956	2497	701	76	1397	145	1922	549	522	213	1350	35	217	3734	...	6	1	4	0	1	2	12	2	5	8	2	3	0	5	9	0	8	2	2	18	3	9	...	...	...	...	...	...	...	...	...	...	...	...	...	...	...	...	...	...	...	...	...	...	...	...	...	...	...	...	...	...	...	...	...	...	...	...	...	...	...	...	...	...	...	...	...	...	...	...	...	...	...	...	...	...	...	...	...	...	...	...	...	...	...	...	...	...	...	...	...	...	...	...	...	...	...	...	...	...	...	...	...	...	...	...	...	...	...	...	...	...	...	...	...	...	...	...	...	...	...	...	...	...	...	...	...	...	...	...	...	...	...	...	...	...	...	...	...	...	...	...	...	...	...	...	...	...	...	...	...	...	...	...	...	...	...	...	...	...	...	...	...	...	...	...	...	...	...	...	...	...	...	...	...	...	...	...	...	...	...	...	...	...	...	...	...	...	...	...	...	...	...	...	...	...	...	...	...	...	...	...	...	...	...	...	...	...	...	...	...	...	...	...	...	...	...	...	...	...	...	...	...	...	...	...	...	...	...	...	...	...	...	...	...	...	...	...	...	...	...	...	...	...	...	...	...	...	...	...	...	...	...	...	...	...	...	...	...	...	...	...	...	...	...	...	...	...	...	...	...	...	...	...	...	...	...	...	...	...	...	...	...	...	...	...	...	...	...	...	...	...	...	...	...	...	...	...	...	...	...	...	...	...	...	...	...	...	...	...	...	...	...	...	...	...	...	...	...	...	...	...	...	...	...	...	...	...	...	...	...	...	...	...	...	...	...	...	...	...	...	...	...	...	...	...	...	...	...	...	...	...	...	...	...	...	...	...	...	...	...	...	...	...	...	...	...	...	...	...	...	...	...	...	...	...	...	...	...	...	...	...	...	...	...	...	...	...	...	...	...	...	...	...	...	...	...	...	...	...	...	...	...	...	...	...	...	...	...	...	...	...	...	...	...	...	...	...	...	...	...	...	...	...	...	...	...	...	...	...	...	...	...	...	...	...	...	...	...	...	...	...	...	...	...	...	...	...	...	...	...	...	...	...	...	...	...	...	...	...	...	...	...	...	...	...	...	...	...	...	...	...	...	...	...	...	...	...	...	...	...	...	...	...	...	...	...	...	...	...	...	...	...	...	...	...	...	...	...	...	...	...	...	...	...	...	...	...	...	...	...	...	...	...	...	...	...	...	...	...	...	...	...	...	...	...	...	...	...	...	...	...	...	...	...	...	...	...	...	...	...	...	...	...	...	...	...	...	...	...	...	...	...	...	...	...	...	...	...	...	...	...	...	...	...	...	...	...</



## APPENDIX—TABLE XX.

Acreage of Farms attached to District Asylums; Receipts and Expenses of such Farms and Gardens during the Financial Year 1926-1927, and Profit shown on the year's transactions.

FARMS AND GARDENS OF DISTRICT ASYLUMS.	Acreage of Farm and Garden.		Receipts.														Expenditure.										Profit + or Loss.
	Arable or in Per- manent Pasture.	Non-Arable.	Total.														Total.										
			1.	2.	3.	4.	5.	6.	7.	8.	9.	10.	11.	12.	13.	14.	1.	2.	3.	4.	5.	6.	7.	8.	9.	10.	
1. Aberdeen . . . . .	253	46	299	2,264	...	126	319	168	41	331	2,002	23	305	6,999	2,369	222	1,331	61	156	147	833	359	5,980	1,019			
2. Argyll . . . . .	355	48	403	2,761	440	42	279	177	17	7	650	21	314	6,796	2,627	55	531	69	223	1,094	133	440	382	5,554	1,242		
3. Ayr . . . . .	79	12	91	393	...	...	593	12	...	...	832	...	44	1,376	301	100	299	150	90	224	252	1	1,425	451			
4. Banff . . . . .	278	10	288	3,013	...	...	905	90	15	597	1,456	...	136	6,757	3,192	307	143	157	120	674	204	556	364	5,717	1,040		
5. Dundee . . . . .	461	...	461	7,800	...	...	1,544	383	44	429	3,348	...	663	17,868	7,583	960	2,870	385	867	1,745	1,185	2,301	992	18,893	1,026		
6. E. Lothian . . . . .	258	13	271	2,404	101	34	158	291	41	554	1,709	...	506	6,803	2,553	486	1,115	146	142	455	275	1,133	364	6,521	282		
7. Edinburgh . . . . .	630	246	876	9,764	2,565	3,397	...	319	691	122	95	604	82	1,419	19,470	9,416	1,083	192	312	2,267	378	2,789	1,096	17,905	1,563		
8. Fife . . . . .	253	8	261	2,895	612	...	506	293	34	533	2,500	21	35	9,469	2,997	434	1,601	41	159	762	198	1,343	391	7,826	1,643		
9. Glasgow (Gartloch) . . . . .	310	108	418	5,854	...	162	549	222	38	...	2,736	...	219	12,672	6,193	277	2,341	254	167	2,599	235	2,187	495	14,748	2,076		
10. Glasgow (Woodilee) . . . . .	598	25	623	7,554	631	127	875	456	142	116	2,315	58	720	16,399	8,232	417	1,688	731	338	2,183	394	2,963	733	17,679	1,280		
11. Govan . . . . .	256	47	303	5,815	...	319	383	425	...	...	960	...	112	11,461	6,532	335	259	59	116	1,328	177	1,724	1,081	11,661	200		
12. Inverness . . . . .	312	60	372	3,993	954	...	399	272	41	36	894	7	223	9,035	4,132	415	1,150	225	176	1,032	125	1,018	440	8,713	322		
13. Kirkcaldy . . . . .	58	...	58	767	101	...	196	247	71	40	480	...	293	2,277	607	146	135	155	114	175	112	362	200	2,006	271		
14. Lanark . . . . .	570	480	1,050	6,293	8	9	3,790	209	93	54	688	68	105	14,201	5,879	503	1,418	253	185	2,910	422	1,404	725	13,650	551		
15. Leith . . . . .	483	47	530	5,076	7	32	1,346	...	95	230	221	36	401	10,357	4,902	522	1,324	60	252	1,175	163	1,470	669	10,619	262		
16. Moray . . . . .	160	...	160	2,055	...	53	79	47	12	121	1,679	...	20	4,754	2,013	317	1,281	63	66	168	18	289	166	4,381	373		
17. Paisley . . . . .	268	139	407	3,859	1,685	...	404	276	...	231	1,149	102	368	8,671	5,380	270	1,580	132	116	494	138	592	327	8,952	281		
18. Perth . . . . .	156	23	179	3,001	...	14	226	337	42	5	2,989	...	23	7,393	3,085	222	32	79	35	2,433	93	584	171	6,784	609		
19. Renfrew . . . . .	160	...	160	2,385	...	51	243	166	6	100	1,206	...	232	6,693	2,279	175	497	43	26	369	83	954	471	4,897	696		
20. Roxburgh . . . . .	38	18	56	326	...	224	101	477	34	18	269	...	14	1,463	360	...	99	29	68	117	130	305	49	1,157	306		
21. Stirling . . . . .	308	...	308	3,741	438	...	354	819	560	78	228	1,539	29	9,829	4,431	703	583	360	213	930	566	1,088	409	9,433	387		
Totals . . . . .	6,244	1,330	7,574	81,954	7,575	440	35,963	405	2,140	9,183	6,503	882	3,554	34,836	458	6,199	190,134	84,763	21,360	3,664	3,942	23,420	5,400	24,487	9,885	184,501	+5,633

\* These figures include the estimated rent for farm (shown as a deduction in Table XXI.), besides the rent paid for farm land held on lease.



## APPENDIX.—TABLE XXI.

The Expenditure of District Boards of Control during the Financial Year 1926-1927 in Providing, Building, Repairing, and Fitting up and Furnishing District Asylums; and the amount of Monies Borrowed and Assessed for by District Boards of Control under the provisions of the Act 20 & 21 Vict. c. 71.

DISTRICT ASYLUMS.	EXPENDITURE.										DEDUCTIONS.										Net Expenditure.	Amount of Monies Borrowed remaining due at 15th May, 1927.	Assessments for Providing purposes on the Landward Part of Counties and Burghs to 15th May, 1927.	Amount of Assessment raised for, or applied to Reduction of Debt.							
	Land.			Improvements, Alterations, Additions.		Furniture and Furnishings.		Debt Charges.		Expenses of General Management.		Gross Expenditure.		Bank and other Interest (Balance).		Rents from Tenants of Houses, etc.		Rental for Lodging of Private Patients.		* Estimated Rent of Farm.					Interest on Un- repaid Outlay for Farm Stock.		Other Deductions.		Total Deductions.		
	Purchase of Land.		Rent of Land.	Rates, Taxes, Re- ductions, Sittings.	Asylum Grounds and Buildings.	Farm Ground and Buildings.	Tradesmen's Wages.	Furniture and Furnishings.	Interest on Monies Borrowed.	Bank Interest and Inter- est on Temporary Loans.	(Balance).	Expenses of General Management.	Gross Expenditure.	Bank and other Interest (Balance).	Rents from Tenants of Houses, etc.	Rental for Lodging of Private Patients.	* Estimated Rent of Farm.	Interest on Un- repaid Outlay for Farm Stock.	Other Deductions.						Total Deductions.						
	1.	2.	3.	4.	5.	6.	7.	8.	9.	10.	11.	12.	13.	14.	15.	16.	17.	18.	19.	20.					21.	22.					
1. Aberdeen	...	...	866	1,909	79	1,238	...	3,342	1,531	8,970	...	...	386	287	222	...	111	1,006	7,964	78,652	14,448	4,874									
2. Argyll and Bute	...	...	733	961	...	916	30	764	332	3,736	...	...	...	53	55	...	281	389	3,347	413,410	63,977	8,818									
3. Ayr	...	...	700	33	...	2,015	149	770	252	4,511	...	...	...	140	100	...	...	240	4,371	16,975	7,000	1,800									
4. Banff	...	...	193	2,148	...	414	...	1,067	117	3,944	...	...	...	91	50	...	127	268	3,676	19,506	4,611	947									
5. Dundee	...	...	3,022	2,495	299	1,325	...	1,487	342	8,986	...	73	1,365	31	635	15	10	2,129	6,857	36,327	8,446	4,444									
6. East Lothian	...	...	292	523	90	...	180	772	240	2,077	...	...	145	48	422	52	547	1,214	863	16,238	1,731	1,553									
7. Edinburgh	...	...	2,044	8,956	174	5,995	323	4,712	589	8,791	...	...	96	92	428	27	26	669	22,242	114,457	41,337	13,503									
8. Fife	...	...	1,618	3,593	...	1,070	...	1,823	448	8,791	...	...	5	546	434	...	34	1,019	7,772	36,517	8,553	2,400									
9. Glasgow (Gartloch)	...	...	1,498	9,763	...	5,329	58	687	779	18,114	...	1,540	361	361	277	...	...	2,178	13,936	583,117	...	1,215									
10. Glasgow (Woodilee)	...	...	2,586	5,684	...	4,442	80	951	804	14,547	...	4,477	375	417	385	...	...	5,269	9,278	31,120	13,000	3,045									
11. Govan.	...	...	1,305	361	465	3,253	532	1,631	865	8,412	...	588	771	771	385	...	...	1,744	6,668	31,120	13,000	6,000									
12. Inverness	...	...	1,172	1,234	...	908	154	1,180	841	5,515	...	...	...	58	415	...	...	473	3,042	31,199	10,000	3,756									
13. Kirklands	...	...	410	1,688	...	1,140	...	...	501	3,739	...	...	...	...	...	...	...	...	3,739	...	...	...									
14. Lanark	...	...	1,769	4,911	1,484	1,606	...	1,123	774	11,667	61	2,918	276	...	503	...	138	3,896	7,771	24,483	26,332	11,000									
15. Midlothian	...	...	656	1,066	...	359	105	1,285	287	3,653	97	6	135	...	250	82	386	926	2,727	29,504	4,372	4,109									
16. Moray	...	...	186	1,156	...	...	...	297	27	1,771	...	14	7	...	286	...	...	307	1,464	5,085	693	243									
17. Paisley	...	...	124	827	33	175	218	...	811	3,027	...	65	...	...	...	3	34	607	2,420	18,000	5,359	1,383									
18. Perth	...	...	198	768	...	176	...	292	195	1,657	...	...	114	...	50	...	...	164	1,493	6,773	2,765	960									
19. Renfrew	...	...	997	1,244	24	994	110	3,855	692	7,922	75	393	...	...	175	...	8	651	7,271	79,170	13,000	6,945									
20. Roxburgh	...	...	1,154	991	...	670	51	939	337	4,142	...	...	...	226	...	...	7	233	3,909	23,019	7,575	3,547									
21. Stirling	...	...	1,201	2,420	...	1,786	84	2,326	415	13,436	...	180	49	...	132	150	174	685	12,751	50,688	16,500	3,900									
Totals	...	22	22,729	52,731	2,648	33,811	2,054	30,122	1,443	15,968	161,528	306	12,178	3,895	5,506	329	1,853	24,067	137,461	683,235	220,099	75,143									

† Under this heading appears such expenditure as is needed for the complete equipment of the Asylum and additions to it, and for articles rendered necessary by increase of population. The current expenditure under this heading is given in Table XVII.  
 \* Rents or feu-duties of farm lands proper form part of Maintenance Expenditure and appear in Table XX., showing the receipts and expenses of Asylum Farms. <sup>a</sup> £3,700 apportioned equally between Lanark and Govan District Boards of Control. <sup>b</sup> A part applicable to Stoneyetts Certified Institution. <sup>c</sup> Of this sum £763 raised for Bute District Board. <sup>d</sup> Of this sum £2,495 applicable to Bute District Board. <sup>e</sup> Of this sum £112 applicable to Bute District Board.  
 ‡ Includes cost of materials. <sup>g</sup> Includes £5,014 cost of stocking additional Farm.



## APPENDIX—MENTAL DEFICIENCY—TABLE No. I.

The Number of Defectives on the Register at 1st January of each year, and the numbers placed on and removed from the Register during each year.

YEARS.	1.		2.				3.		4.			
	Total Registered Mental Defectives at 1st January.		Distribution of Mental Defectives shown in Column 1.				Number admitted to Register during the Year.		Number removed from Register during the year.			
			In Institutions.		Under Guardianship in Private Dwellings.				On Discharge.		By Death.	
	M.	F.	M.	F.	M.	F.	M.	F.	M.	F.	M.	F.
5 - - -	151	144	114	93	37	51	547	486	45	17	36	27
6 - - -	617	586	480	412	137	174	227	213	98	78	31	26
7 - - -	715	695	515	475	200	220	188	184	72	59	35	22
8 - - -	796	798	568	523	228	275	225	154	102	73	64	54
9 - - -	855	825	621	534	234	291	171	176	89	77	40	43
Average of 5 Years	627	610	460	407	167	202	272	243	81	61	41	34
0 - - -	897	881	647	576	250	305	226	202	131	100	45	27
1 - - -	947	956	663	605	284	351	197	194	81	104	35	28
2 - - -	1,028	1,018	695	620	333	398	208	261	112	175	30	30
3 - - -	1,094	1,074	715	643	379	431	211	176	108	93	25	21
4 - - -	1,172	1,136	752	682	420	454	187	214	104	92	40	21
Average of 5 Years	1,028	1,013	694	625	333	388	206	209	107	113	35	25
5 - - -	1,215	1,237	768	731	447	506	233	194	110	93	30	22
6 - - -	1,308	1,316	823	786	485	530	201	154	94	64	29	28
7 - - -	1,386	1,378	883	829	503	549	162	154	66	48	31	20
8 - - -	1,451	1,464	924	904	527	560	...	...	...	...	...	...



## APPENDIX—MENTAL DEFICIENCY—TABLE No. II.

Table showing the Number on the Register of Rate-Aided Mental Defectives of each sex chargeable to each Lunacy District in Scotland on 1st January, 1928, and the manner of their distribution, also the number per 100,000 of the population.

1.	2.	3.			4.				5.		
LUNACY DISTRICT.	Population in 1921.	Number of Registered Rate-Aided Mental Defectives at 1st January, 1928.			Distribution of the Numbers of Rate-Aided Mental Defectives shown in Column 3.				Number of Registered Rate-Aided Mental Defectives per 100,000 of the Population.		
		M.	F.	T.	In Certified Institutions.		Under Guardianship in Private Dwellings.				
Aberdeen (City) -	158,963	31	26	57	M. 14	F. 9	T. 23	M. 17	F. 17	T. 34	35.9
Aberdeen (County) -	153,392	39	29	68	18	5	23	21	24	45	44.3
Argyll -	76,862	6	11	17	4	1	5	2	10	12	22.1
Ayr -	299,273	45	62	107	24	32	56	21	30	51	35.8
Banff -	57,298	14	22	36	1	4	5	13	18	31	62.8
Bute -	33,711	3	2	5	1	...	1	2	2	4	14.8
Caithness -	28,285	13	3	16	2	...	2	11	3	14	56.6
Dumfries -	143,308	29	19	48	11	10	21	18	9	27	33.5
Dundee -	168,402	13	16	29	13	16	29	...	...	...	17.2
East Lothian -	47,487	7	7	14	5	3	8	2	4	6	29.5
Edinburgh -	420,264	84	110	194	50	57	107	34	53	87	46.2
Fife and Kinross -	300,888	81	67	148	43	29	72	38	38	76	49.2
Forfar and Kincardine -	133,090	23	27	50	12	11	23	11	16	27	37.6
Glasgow -	596,083	512	524	1,036	365	377	742	147	147	294	173.8
Govan -	372,112	96	140	236	63	111	174	33	29	62	63.4
Greenock, -	80,390	12	7	19	9	7	16	3	...	3	23.6
Inverness, -	179,865	61	54	115	18	14	32	43	40	83	63.9
Lanark, -	496,214	97	85	182	73	53	126	24	32	56	36.7
Midlothian -	100,610	18	25	43	11	11	22	7	14	21	42.7
Morayshire -	41,558	16	8	24	2	1	3	14	7	21	57.8
Orkney -	24,111	3	4	7	1	2	3	2	2	4	29.0
Paisley -	111,060	46	20	66	37	11	48	9	9	18	59.4
Perth -	125,503	24	18	42	14	9	23	10	9	19	33.5
Renfrew -	178,642	13	18	31	8	10	18	5	8	13	17.4
Roxburgh -	95,842	19	32	51	8	14	22	11	18	29	53.2
Shetland -	25,520	3	1	4	1	...	1	2	1	3	15.7
Stirling -	433,764	74	80	154	52	63	115	22	17	39	35.5



# APPENDIX—MENTAL DEFICIENCY—TABLE No. III.

Showing the Number of Private and Rate-Aided Defectives of each sex in each of the Certified Institutions on 1st January, 1928, and the changes which have taken place during the year 1927, also the rate of board in each Institution.

Name of Institution.	Address.	Name of Superintendent.	Weekly Rate of Board for Maintenance of Rate-Aided Mental Defectives.	Number of Defectives Resident at 1st January, 1928.			Admissions during 1927.			Discharges during 1927.			Deaths during 1927.		
				Private.	Aided.	Total.	Private.	Aided.	Total.	Private.	Aided.	Total.	Private.	Aided.	Total.
				M.	F.		M.	F.		M.	F.		M.	F.	
Baldovan -	-	-	S. 23	3	163	272	1	13	4	18	...	10	1	3	7
Barnhill -	-	Dr. Drummond	D. 0	...	51	51	...	5	...	5	...	1	...	...	1
Birkwood -	-	Mr. George Gillie	19 1	...	43	100	...	8	4	13	...	5	...	...	1
Bridge of Weir -	-	Miss Jane Davidson	21 7	1	10	12	...	1	...	2	...	2	...	1	...
Broadfield -	-	Dr. Peil	25 0	...	26	27	...	8	...	8	...	3	...	...	...
Falkirk Poorhouse -	-	Miss Margt. Happell	23 0	1	...	...	...	...	...	1	...	...	...	...	1
Gogarburn -	-	Dr. Chislett	18 6	...	26	80	...	2	3	4	...	2	...	...	...
Govan Poorhouse -	-	Miss Young	20 0	...	...	58	...	...	...	15	...	1	...	...	...
(Southern Gen. Hospital)	-	Dr. Richard	18 0	...	...	56	...	...	...	...	...	...	...	...	...
Larbert -	-	-	17 6	57	245	166	10	20	19	53	1	12	4	2	11
St. Charles' -	-	Dr. Clarkson	20 10	...	60	122	...	15	14	29	...	4	4	...	1
Stoneyetts -	-	Sister Mary Carroll	19 10	1	185	175	...	4	7	11	...	5	...	2	5
Waverley Park -	-	Dr. Chislett	14 0	...	...	94	...	...	20	20	...	1	...	...	...
Whitehill House (St. Josephs) -	-	Mr. W. J. Hill, Secy.	20 10	...	3	47	...	15	20	35	...	1	...	...	...
		Sister Clare Duffy		63	44	860	11	5	92	106	1	2	44	12	29
						1,827							6	11	



## APPENDIX—continued.

LIST of Scottish Lunacy Districts, and names and addresses of Clerks to the District Boards of Control, the Asylums serving these Lunacy Districts, with Postal Addresses, and names of Superintendents.

Lunacy District.	Composition.	Clerk to the District Board of Control.	Asylum serving the District.	Postal Address of Asylum.	Superintendent.
1. Aberdeen County .	County of Aberdeen (exclusive of the Parish of Aberdeen)	Henry A. Davidson, 15 Dee Street, Aberdeen.	Aberdeen Royal -	Aberdeen -	R. Dods Brown, M.D.
2. Aberdeen (City) .	Parish of Aberdeen .	G. W. Reid, 20 Union Terrace, Aberdeen.	Aberdeen District -	New Machar -	H. de M. Alexander, M.D.
3. Argyll .	County of Argyll .	George R. Russell, Lochgilphead.	Argyll District -	Lochgilphead -	Donald Ross, M.B., Ch.B.
4. Ayr .	County of Ayr .	James E. Shaw, Ayr -	Ayr District -	Ayr -	G. D. M'Rae, M.D.
5. Banff .	County of Banff .	William Simpson, Banff -	Banff District -	Banff -	Mr. J. Chisholm.
6. Bute .	County of Bute .	John M. Lamont, Rothesay	Argyll District -	Lochgilphead -	Donald Ross, M.B., Ch.B.
7. Caithness .	County of Caithness -	James Young, Thurso -	Montrose Royal -	Montrose -	C. J. Shaw, M.D.
8. Dumfries .	Counties of Dumfries, Kirkcudbright and Wigtown.	John Robson, Dumfries -	Crichton Royal Institution, Dumfries.	Dumfries -	C. C. Easterbrook, M.D.
9. Dundee .	Parish of Dundee .	Robert Allan, Parish Council Chambers, West Bell Street, Dundee.	Dundee District -	Liff, by Dundee -	Wm. Tuach MacKenzie, M.D.
10. East Lothian .	County of East Lothian	J. W. Williamson, Haddington.	East Lothian District -	Haddington -	Miss Sinclair.
11. Edinburgh .	Parish of Edinburgh -	W. M. Mowat, Castle Terrace, Edinburgh.	Edinburgh District -	Bangour, Uphall -	John Keay, M.D.



12. Fife	-	Counties of Fife and Kinross.	A. H. Macdonald, Cupar-Fife	Fife & Kinross District	Cupar-Fife	Wm. Boyd, M.B., Ch.B.
13. Forfar and Kincardine.	-	Counties of Forfar and Kincardine (excluding the Parish of Dundee and part of the Parish of Aberdeen which lies in Kincardineshire)	R. Freer Myles, Forfar	Montrose Royal	Montrose	C. J. Shaw, M.D.
14. Glasgow	-	Parish of Glasgow	M. A. Reynard, 266 George Street, Glasgow.	Gartloch District	Gartoch	A. M. Dryden, M.B., Ch.B.
15. Govan	-	Parish of Govan	A. Baillie, 7 Carlton Place, Glasgow.	Woodilee District	Lenzie	Henry Carre, L.R.C.P. & S.I.
16.*Greenock	-	Parish of Greenock	D. Maclean, Greenock	Govan District	Crookston, Cardonald, Glasgow.	J. H. M'Donald, M.B., Ch.B.
17. Inverness	-	Counties of Inverness, Nairn, Ross & Cromarty & Sutherland	R. Gilbert, Inverness	Kirklands	Bothwell	Wm. M. Buchanan, M.B., Ch.B.
18. Lanark	-	County of Lanark (exclusive of the Parishes of Glasgow and Govan and portions of the Parishes of Cathcart and Eastwood which are in the Renfrew Lunacy District).	John M'Ghie and Robert B. Walker, Hamilton.	Greenock Parochial	Greenock	Mr. Gibson.
19. Midlothian	-	Counties of Midlothian and Peebles (excluding the Parish of Edinburgh).	C. L. Addison Smith, W.S., 19 Heriot Row, Edinburgh.	Inverness District	Inverness	T. C. Mackenzie, M.D.
20. Morayshire (or Elgin).	-	County of Moray (or Elgin).	W. Rose Black, Bank Buildings, Elgin.	Lanark District	Hartwood, Lanarkshire	Neil T. Kerr, M.B.
21. Orkney.	-	County of Orkney	Duncan J. Robertson, Kirkwall.	Kirklands.	Bothwell	Wm. M. Buchanan, M.B., Ch.B.
	-			Midlothian & Peebles District.	Rosslynlee	James H. C. Orr, M.D.
	-			Moray District	Elgin	Miss Kinloch.
	-			Royal Edinburgh	Morningside, Edinburgh	G. M. Robertson, M.D.

\* For Mental Deficiency purposes only.



## APPENDIX—Continued.

LIST of Scottish Lunacy Districts, and names and addresses of Clerks to the District Boards of Control, the Asylums serving these Lunacy Districts, with Postal Addresses, and names of Superintendents—Continued.

Lunacy District.	Composition.	Clerk to the District Board of Control.	Asylum serving the District.	Postal Address of Asylum.	Superintendent.
22. Paisley	Parish of Paisley	A. Buchanan, Parish Council Offices, Paisley.	Paisley District	Riccartbar, Paisley	Mr. Pirie.
23. Perth	County of Perth	T. B. Marshall, County Buildings, Perth.	Perth District	Murthly	Lewis C. Bruce, M.D.
24. Renfrew	County of Renfrew (exclusive of the Parishes of *Greenock and Paisley & including the entire Parishes of Cathcart and Eastwood which are partly within Lanarkshire).	J. C. Fraser, County Buildings, Paisley.	Renfrew District	Dykebar, Paisley	R. D. Hotchkis, M.D.
25. Roxburgh	Counties of Roxburgh, Berwick and Selkirk.	J. Curle, W.S., Melrose	Roxburgh District	Melrose	Patrick Steele, M.D.
26. Shetland	County of Shetland	Archibald Sutherland, Lerwick.	Montrose Royal	Montrose	C. J. Shaw, M.D.
27. Stirling	Counties of Stirling, Dumbarton, Linlithgow & Clackmannan.	James Dobbie, 3 Port Street, Stirling.	Stirling District	Larbert	Robert B. Campbell, M.D.

\* For Mental Deficiency purposes only.



APPENDIX—*continued.*

CIRCULAR ISSUED TO CLERKS AND TREASURERS TO  
DISTRICT BOARDS OF CONTROL REGARDING THE  
PROVISIONS OF THE RATING (SCOTLAND) ACT, 1926.

GENERAL BOARD OF CONTROL FOR SCOTLAND,  
EDINBURGH, 14th June, 1927.

SIR,

RATING (SCOTLAND) ACT, 1926.

I am directed to draw your attention to the provisions of the Rating (Scotland) Act, 1926 which came into operation on 16th ultimo and which makes important changes in the law with respect to rating in Scotland.

As from the date mentioned, Parish Councils will cease to be rating authorities and in the case of burghal parishes, including single parish Lunacy areas, the funds required for carrying out their statutory duties will be obtained on requisition from the Town Council. This, however, does not affect the duty of a single parish District Board of Control to obtain the consent of the General Board of Control to the amount required to be raised by assessment in any year for Lunacy and Mental Deficiency purposes. (Section 2 (1) of the Act.)

A District Board of Control which is not the District Board of a single parish shall continue to submit to the General Board of Control for approval as heretofore details of the amount required to be raised by assessment for Lunacy and Mental Deficiency purposes, and the Board will continue to apportion the amount upon the landward and burghal areas within the lunacy district according to the respective valuations, and they will certify to the County Councils and to the Town Councils concerned the amount to be raised by them for Lunacy and Mental Deficiency purposes.

Where a District Board does not possess a District Asylum but has a boarding arrangement with a public Asylum, the estimate will continue to be submitted to the General Board for approval, but the District Board will, after obtaining such approval, certify to the Town and County Councils concerned the amounts to be raised by each of them



Under paragraph 8 of the Board's Regulations as to periodical payments (Statutory Rules and Orders, 1914, No. 707/S. 61) it is provided as follows :—

“ On or before the 15th June annually each District Board shall prepare an estimate of the amount required to be raised by assessment—

- (1) to defray the providing expenses for which they are liable in respect of pauper lunatics and defectives ;
- (2) to meet their share of the annual expense of maintaining pauper lunatics and defectives ;

and shall forthwith transmit such estimate to the Board with a view to the amount being apportioned within the lunacy district in accordance with the provisions of the Lunacy Acts and the Act.”

Section 8 of the Rating (Scotland) Act requires that in the case of the first year after the commencement of the Act, *i.e.*, beginning with the year 1927–1928, the rating authorities of the counties and burghs respectively shall have certified to them *on or before the 15th day of July in each year* the sums to be apportioned under the provisions of the Lunacy (Scotland) Acts. (See also Section 2 (1) as regards requisitions of single parish District Boards.)

The Board must accordingly request that estimates of requirements for Lunacy and Mental Deficiency purposes be submitted to them in this and all future years as soon as possible after 15th June and in any case *not later than 25th June*.

Attention is called to the new method of payment of Lunacy assessments by the rating authorities to District Boards of Control under the provisions of Section 8 (2) of the Rating (Scotland) Act. In the past the rating authority has been required to pay over the sum requisitioned for Lunacy purposes within 8 months of the date of the Requisition. Under the new Rating Act the rating authority is required to pay over the Lunacy rate to the District Board as they collect it up to the amount specified in the Certificate, or where the rate is applicable to other expenses to pay over to the District Board as they collect it the proportion applicable to the expenses of the District Board in either case at such times as the rating authority and the District Board may agree and failing agreement as the Secretary of State, after consultation with the General Board may determine.



In so far as the amount specified in the Certificate has not been paid over by the time agreed upon or determined, the Act requires the rating authority to pay over the balance to the District Board on the first day of May annually notwithstanding that it has not then been collected.

I am accordingly to suggest that if your Board have not already done so they should as soon as possible get into communication with the rating authorities concerned with a view to making arrangements for the paying over of the Lunacy rates in accordance with the Act and to request that the Board be informed of the arrangements agreed upon. Failing an agreement, the matter should be reported to the Scottish Office.

Attention is also directed to the further provision that after the first year following the commencement of the Act, that is, beginning with the year 1928-29, the apportionment of the expenses of a District Board of Control shall be according to the rateable valuations in the Valuation Roll of the lands and heritages within the rateable areas instead of according to the real rent or the total value of the said lands and heritages in terms of the Lands Valuation (Scotland) Act, 1854.

I am, Sir,

Your obedient Servant,

A. D. WOOD,

*Secretary.*



in so far as the amount specified in the Certificate has not been paid over by the time agreed upon or determined, the Act requires the rating authority to pay over the balance to the District Board on the first day of May annually notwithstanding that it has not then been collected.

I am accordingly to suggest that if your Board have not already done so they should as soon as possible get into communication with the rating authorities concerned with a view to making arrangements for the paying over of the Larnsey rates in accordance with the Act and to request that the Board be informed of the arrangements agreed upon. Feeling an agreement, the matter should be reported to the Scottish Office.


It is also directed in the further provision that after the first year following the commencement of the Act, that is beginning with the year 1928-29, the apportionment of the expenses of a District Board of Control shall be according to the rateable valuations in the Valuation Roll of the lands and heritages within the rateable areas instead of according to the total value of the said lands and heritages in terms of the Lands Valuation (Scotland) Act, 1924.

Your obedient servant,

A. D. WOOD,

Secretary.





# Fifteenth Annual Report of the General Board of Control for Scotland

For the Year  
1928

*Presented by the Secretary of State for Scotland  
to Parliament by Command of His Majesty*

EDINBURGH:  
PUBLISHED BY HIS MAJESTY'S STATIONERY OFFICE.

To be purchased directly from H.M. STATIONERY OFFICE at the following addresses:

120 GEORGE STREET, EDINBURGH; ADASTRAL HOUSE, KINGSWAY, LONDON, W.C.2;

YORK STREET, MANCHESTER; 1 ST. ANDREW'S CRESCENT, CARDIFF;


15 DONEGALL SQUARE WEST, BELFAST;

or through any Booksellers.


1929

*Price 2s. Net.*









# Fifteenth Annual Report of the General Board of Control for Scotland

For the Year  
1928

*Presented by the Secretary of State for Scotland  
to Parliament by Command of His Majesty*

EDINBURGH:  
PUBLISHED BY HIS MAJESTY'S STATIONERY OFFICE.

To be purchased directly from H.M. STATIONERY OFFICE at the following addresses:  
120 GEORGE STREET, EDINBURGH; ADASTRAL HOUSE, KINGSWAY, LONDON, W.C.2;  
YORK STREET, MANCHESTER; 1 ST. ANDREW'S CRESCENT, CARDIFF;  
15 DONEGALL SQUARE WEST, BELFAST;  
or through any Booksellers.

1929

*Price 2s. Net.*



# CONTENTS OF THE REPORT.

	PAGE
I. IDEAL SYSTEM OF CARE AND TREATMENT IN ASYLUMS	vii
II. DENTAL TREATMENT - - - - -	viii
III. ENTERIC FEVER AND DYSENTERY "CARRIERS." -	ib
IV. INSANITY AND OLD AGE - - - - -	ix
V. SERVICE PATIENTS - - - - -	x
VI. LUNATICS UNDER CARE IN PRIVATE DWELLINGS -	ib
VII. MENTAL DEFECTIVES ON LICENCE FROM INSTITUTIONS	xiii
VIII. NUMBER AND DISTRIBUTION OF THE INSANE AT 1ST	
JANUARY, 1928 - - - - -	xiv
Increase in Pauper Lunacy - - - - -	ib
Changes in Number and Distribution during 1927 - - -	xv
Changes from Pauper to Private Class, and <i>vice versa</i> -	xvi
IX. STATISTICS OF ESTABLISHMENTS FOR LUNATICS.	
Admissions to Establishments - - - - -	ib
(1) <i>Direct under Sheriff's Order, Sanction of the Board, or other Statutory Authority</i> - - - - -	ib
(2) <i>By Transfer</i> - - - - -	xvii
(3) <i>Voluntary</i> - - - - -	ib
Discharges from Establishments - - - - -	ib
(1) <i>Recovered</i> - - - - -	ib
(2) <i>Unrecovered</i> - - - - -	ib
Deaths in Establishments - - - - -	ib
Removals from Establishments on Probation - - - - -	ib
Orders granted by Sheriffs during the Year - - - - -	xviii
Licences granted by the Board to Establishments - - -	ib
Changes among Attendants and Servants in Establishments	ib
Escapes from Establishments - - - - -	ib
Accidents in Establishments - - - - -	ib
X. PRESENT CONDITION OF ESTABLISHMENTS FOR LUNATICS.	
Different Classes of Establishments - - - - -	xix
(a) <i>Royal and District Asylums—</i>	
Condition of Aberdeen Royal Asylum - - - - -	ib
"    Crichton Royal Institution, Dumfries - - -	xx
"    Dundee Royal Asylum - - - - -	ib
"    Edinburgh Royal Hospital for Mental Disorders	xxi
"    Glasgow Royal Asylum - - - - -	ib
"    Montrose Royal Asylum - - - - -	xxii
"    Murray's Royal Asylum, Perth - - - - -	ib
"    Aberdeen City District Asylum - - - - -	xxiii
"    Argyll District Asylum - - - - -	xxiv
"    Ayr District Asylum - - - - -	xxv
"    Banff District Asylum - - - - -	ib
"    Dundee District Asylum - - - - -	xxvi
"    East Lothian District Asylum - - - - -	xxvii
"    Edinburgh District Asylum - - - - -	ib
"    Fife and Kinross District Asylum - - - - -	xxix
"    Glasgow District Asylum, Gartloch - - -	ib
"    Glasgow District Asylum, Woodilee - - -	xxx
"    Govan District Asylum - - - - -	xxxii
"    Inverness District Asylum - - - - -	xxxiii
"    Kirklands Asylum - - - - -	xxxiv
"    Lanark District Asylum - - - - -	ib
"    Midlothian and Peebles District Asylum - -	xxxv
"    Morayshire District Asylum - - - - -	xxxvi
"    Paisley District Asylum - - - - -	ib
"    Perth District Asylum - - - - -	xxxvii
"    Renfrew District Asylum - - - - -	ib
"    Roxburgh District Asylum - - - - -	xxxviii
"    Stirling District Asylum - - - - -	xxxix
(b) <i>Private Asylum—</i>	
Condition of New Saughton Hall Asylum - - -	ib
"    St. Andrew's Asylum, Hawick - - - - -	xl
(c) <i>Parochial Asylum—</i>	
Condition of Greenock Parochial Asylum - - -	ib



	PAGE
(d) <i>Lunatic Wards of Poorhouses—</i>	
Condition of Buchan Poorhouse - - - - -	xli
„ Cunningshame Poorhouse - - - - -	xlii
„ Dumbarton Poorhouse - - - - -	ib
„ Dundee East Poorhouse - - - - -	ib
„ Govan Poorhouse - - - - -	xlili
„ Inveresk Poorhouse - - - - -	ib
„ Kincardine Poorhouse - - - - -	ib
„ Lewis Poorhouse - - - - -	ib
„ Linlithgow Poorhouse - - - - -	xliv
„ Long Island Combination Poorhouse - - - - -	ib
„ Old Monkland Poorhouse - - - - -	ib
„ Paisley Poorhouse - - - - -	xlvi
„ Perth Poorhouse - - - - -	ib
„ Wigtownshire Poorhouse - - - - -	ib
(e) <i>Establishment for State and Criminal Lunatics—</i>	
Condition of the Criminal Lunatic Department of H.M. Prison at Perth - - - - -	ib
(f) <i>Mental Observation Wards—</i>	
Condition of Dundee (East) Poorhouse - - - - -	xlvi
„ Eastern District Hospital, Glasgow - - - - -	ib
„ Govan Poorhouse (Southern General Hospital) - - - - -	xlvi
„ Paisley Poorhouse (Craw Road) - - - - -	ib
„ Stobhill Hospital, Glasgow - - - - -	ib
XI. LUNATICS IN PRIVATE DWELLINGS.	
Continued Decrease in the number under Private Care - - - - -	ib
Number of Private Lunatics in Private Dwellings - - - - -	ib
Number of Pauper Lunatics in Private Dwellings - - - - -	ib
General Reports on the Visitation of Patients - - - - -	xlvi
XII. EXPENDITURE FOR MAINTENANCE OF PAUPER LUNATICS.	
Expenditure by Local Authorities - - - - -	lii
Repayments by Relatives - - - - -	ib
Contributions from State Funds - - - - -	ib
Weekly Cost of each Mode of Provision for Pauper Lunatics - - - - -	ib
Cost of Food, Clothing, etc. - - - - -	ib
XIII. DANGEROUS LUNATICS - - - - -	liv
XIV. ALIEN LUNATICS - - - - -	ib
XV. LUNATICS UNDER JUDICIAL FACTORS - - - - -	ib
XVI. NUMBER AND DISTRIBUTION OF MENTAL DEFECTIVES AT 1ST JANUARY, 1929.	ib
XVII. STATISTICS OF INSTITUTIONS FOR MENTAL DEFECTIVES	lv
XVIII. PRESENT CONDITION OF ESTABLISHMENTS FOR MENTAL DEFECTIVES.	
Condition of Baldovan Institution - - - - -	lvi
„ Barnhill Institution - - - - -	ib
„ Birkwood Institution - - - - -	lvii
„ Bridge of Weir Institution - - - - -	ib
„ Broadfield Institution - - - - -	ib
„ Falkirk Poorhouse Institution - - - - -	lviii
„ Gogarburn Institution - - - - -	ib
„ Govan Poorhouse Institution, - - - - -	ib
„ Larbert Institution - - - - -	lix
„ St. Charles Institution - - - - -	ib
„ St. Joseph's Institution (Whitehill) - - - - -	lx
„ Stoneyetts Institution - - - - -	ib
„ Waverley Park Institution - - - - -	lxi
„ Perth State Institution - - - - -	lxii
„ Defectives under Guardianship - - - - -	ib
XIX. EXPENDITURE FOR MAINTENANCE OF AIDED MENTAL DEFECTIVES - - - - -	ib



## APPENDIX.

	PAGE
Table showing (a) the Population and the proportion of Registered Lunatics. (b) The Numbers of Private, Pauper, and Criminal Lunatics, distinguishing between the sexes, and the different modes of disposal of Private and Pauper Lunatics - - -	1
Table showing (a) Number of Lunatics on Register at 1st January of each year. The numbers placed on and removed from the Register during each year. The excess of Lunatics placed on the Register over the number removed. (b) The numbers of Lunatics registered each year, who had never previously been registered. (c) Average number of Lunatics on Register during each year, and the percentage of deaths among them - - -	2
Table showing the Numbers of Private and Pauper Lunatics resident in Royal, District, Private, and Parochial Asylums, and in Lunatic Wards of Poorhouses, on 31st December of each year from 1915 to 1928; the Numbers thereinto Admitted; the Numbers therefrom Discharged Recovered and Not Recovered; the Numbers Transferred from one Establishment to another; and the Numbers that Died therein in each of the said years - - -	3
Table showing the Results of Treatment in different classes of Establishments for each year from 1915 to 1928. (a) Royal and District Asylums; (b) Private Asylums; (c) Parochial Asylum (Lunatic Wards of Poorhouse with Unrestricted Licence); (d) Lunatic Wards of Poorhouses with Restricted Licences; (e) The Statistics of Pauper Lunatics in Private Dwellings for fourteen years, 1915-1928	4
Table showing the Numbers of Private and Pauper Lunatics of each Sex, in each Royal and District Asylum, Private Asylum, Parochial Asylum, and Licensed Poorhouse in Scotland, on 1st January, 1929, and the accommodation in these Establishments - - -	9
Table showing the Numbers of Pauper Lunatics chargeable to each Lunacy District, who were resident in Establishments or in Private Dwellings respectively, on 1st January of each year from 1916-1929	10
Return showing the Numbers of Pauper Lunatics of each Sex chargeable to each Lunacy District in Scotland on 1st January, 1929, and the manner of their disposal - - -	12
Table showing the Manner in which the Pauper Lunatics chargeable to each District Board, placed on the Register of the Board during 1928, were disposed of, and the Changes that have taken place during the year in the Disposal of those on the Register on 1st January of that year - - -	13
Return exhibiting the Number of Orders granted by the Sheriffs for Admission of Lunatics into any Public, Private, District, or Parochial Asylum or House, stating the Asylum or House to which such Order was sent, during the year ended 31st December, 1928 -	14
Table showing Average Number of Patients Resident, and the Results of Treatment in each Asylum or other Establishment, for the year 1928. (a) Royal and District Asylums; (b) Private Asylums; (c) Parochial Asylum (Lunatic Wards of Poorhouse with Unrestricted Licence); (d) Lunatic Wards of Poorhouses with Restricted Licences	16
Return exhibiting the Number of Licences granted by the Board for the Continuance, Establishment, or Renewal of Private Asylums, Lunatic Wards of Poorhouses, and Institutions for Mental Defectives, and the Transfer of any such Licence from any one Establishment to another, during the year ended 31st December, 1928 - - -	18



	PAGE
Tables showing (i) Classification of all recorded Causes of Death of Private Patients who Died in Asylums and other Establishments in the year 1928, and (ii) Classification of all recorded Causes of Death of Pauper Patients who died in Asylums and other Establishments in the year 1928 - - - - -	19
Table showing Expenditure for each Lunacy District on account of Pauper Lunatics during the year ending 15th May, 1928 - - - - -	23
Table showing the Average Weekly Cost of Maintenance of Pauper Lunatics in the different classes of Establishments, and in Private Dwellings, in each of the eight years 1920-21 to 1927-28 - - -	25
Table showing the Weekly Rates of Maintenance for each mode of providing for Pauper Lunatics in each Lunacy District during the year ending 15th May, 1928 - - - - -	25
Table showing the present Weekly Rates of Board in Royal and District Asylums, and the estimated Weekly Cost of Patients in Parochial Asylums and Poorhouses - - - - -	26
Table showing the Expenditure of District Boards of Control on the Maintenance and Management of Pauper Lunatics during the Financial year 1927-28 - - - - -	27
Table showing the Quantity per Patient of various Articles of Dietary, and of Tobacco and Fuel, supplied to each District Asylum during the Financial year 1927-28, and the Price of each Article supplied -	33
Table showing the Quantities and Estimated Values of Articles supplied to District Asylums from Asylum Farms and Gardens during the Financial year 1927-28, and Prices at which the Produce supplied has been estimated - - - - -	39
Table showing the Acreage of Farms attached to District Asylums; Receipts and Expenses of such Farms and of Gardens during the Financial year 1927-28, and Profits shown on the year's transactions	40
Table showing the Expenditure by District Boards of Control during the Financial year 1927-28 in Providing, Building, Repairing, Fitting-up, and Furnishing District Asylums; and the amount of Monies Borrowed and Assessed for by District Boards of Control under the provisions of the Act 20 and 21 Vict. c. 71 - - - -	41
Table showing the Number of Defectives on the Register at 1st January of each year, and the numbers placed on and removed from the Register during each year - - - - -	42
Table showing the Number on the Register of Rate-Aided Mental Defectives of each sex chargeable to each Lunacy District in Scotland on 1st January, 1929, and the manner of their distribution, also the numbers per 100,000 of the population - - - - -	43
Table showing the Number of Private and Rate-Aided Defectives of each sex in each of the Certified Institutions on 1st January, 1929, and the changes which have taken place during the year 1928, also the rate of board in each Institution : - - - - -	44
List of Scottish Lunacy Districts, and Names and Addresses of Clerks to the District Boards of Control, the Asylums serving these Lunacy Districts, with Postal Addresses and Names of Superintendents - - - - -	45
Circular issued to Superintendents of Asylums regarding the conditions of detention and discharge of criminal lunatics - - - - -	48
Circular issued to Medical Superintendents of Asylums regarding the treatment of patients by induced malaria - - - - -	49







# Fifteenth Annual Report.

---

TO THE RIGHT HONOURABLE  
WILLIAM ADAMSON, M.P.,

*One of His Majesty's Principal Secretaries of State.*

GENERAL BOARD OF CONTROL FOR SCOTLAND,  
EDINBURGH.

SIR,

We, the General Board of Control for Scotland, have the honour to present our Fifteenth Annual Report on the Condition and Management of Lunatics and Lunatic Asylums, and on the Protection and Control of Mental Defectives in Scotland.

## I.—IDEAL SYSTEM OF CARE AND TREATMENT IN ASYLUMS.

It is now more than 20 years since it was clearly demonstrated that only a negligible number of the mentally affected, whether on admission to an Asylum for the first time or as the result of an exacerbation of a former mental disorder, cannot be treated under the same conditions as obtain in general hospitals.

The ideal mental hospital should be fully equipped for the purpose of diagnosis and treatment ; it should have laboratories for investigation and research and have available all those means of therapy which have been found so useful in the treatment of the nervous disorders or defects which so often are the basis of mental illness.

We are of opinion that no hospital with 500 beds should be without an X-ray apparatus. Several of the larger institutions which are not provided with this rely on the services of a neighbouring general hospital to supply the defect. This, we believe, is not in the interests of the patients and is a mistaken economy. Such apparatus, while requiring experienced medical supervision, is as necessary in a large mental hospital as it is in a general hospital. The special medical experience necessary to make X-ray work of practical value is also necessary to supervise electrical therapy, hydro therapy and light therapy, and



even massage ; and the use of all these additional therapeutic agencies is becoming more general in the larger Asylums, and the more they are used the more they are appreciated.

The necessity for a specially qualified person to direct such treatment and prescribe it in individual instances as carefully as drugs are prescribed, is revealed by the action of ultra-violet rays.

The effects of light treatment vary in their reactions on individual persons, but there is abundant evidence to show the tonic and sedative effects of this treatment, and it certainly increases the bactericidal properties of the blood.

The ideal hospital which the Board have in view, as regards provision for diagnosis and modern means of treatment, is to be seen at the Edinburgh District Asylum, Bangour Village, and the Board would associate with the equipment of this institution the new solarium at present in course of erection at the Govan District Asylum.

## II.—DENTAL TREATMENT.

The greater number of Asylums are now provided with a well equipped dental room and have the services of a visiting dentist. In the few cases where such arrangements have not been made, the institutions are so situated that dental services are conveniently available and are obtained when required. The disadvantage of the latter arrangement is that no regular examination is made of the patients' teeth. Often the patients are unable to appreciate the necessity for dental treatment or it may be that they are unwilling to resort to the treatment suggested except in absolutely necessary circumstances. The Board are strongly of opinion that all institutions should have a dental room and a visiting dentist.

## III.—ENTERIC FEVER AND DYSENTERY "CARRIERS."

For many years the Board have had the problem of Enteric Fever "Carriers" under their immediate notice. These unfortunate people do not themselves suffer from Enteric Fever but they have to be rigorously isolated as they are a source of infection, and previous to their detection as "carriers" they spread the disease far and wide. One person, a farm servant, had prior to her detection as a "carrier" been responsible for transmitting the disease to over 100 people in widely separated parts of the country owing to her frequent changes of place. This woman became mentally depressed and subsequently gave expression to delusions of persecution and hallucinations of hearing—mental conditions which necessitated her certification. She subsequently recovered from her mental trouble and she was discharged from institutional care, having been taught how to avoid infecting others. In general, the mentally affected "carriers" do not recover as they are mainly of a type which reveals marked dementia. With the exception of one male patient who died in an Asylum, women have been the subjects of this peculiar capacity for spreading disease.

At present there are 15 Enteric Fever "carriers" in Scottish Asylums—all women. Ten of them are in Govan District Asylum, the others are in 5 other institutions.



The Govan District Board of Control have provided a special detached hospital for insane "carriers" in the extensive grounds of their institution at Hawkhead. They have built this hospital large enough to accommodate 40 patients and are prepared to take all the "carriers" from other Scottish institutions. The hospital which was recently opened has been planned on the most modern and generous lines and it provides every comfort for these unfortunate patients whose segregation is a vital necessity.

In addition to the Enteric Fever "carriers," there are 8 dysentery "carriers" in the Glasgow District Asylum at Gartloch and 1 in the Renfrew District Asylum at Dykebar.

The Board, in association with the Department of Health, are at present considering the question of the possibility of placing these dysentery "carriers" with the typhoid "carriers," and if the proposal is a practical one they will bring their conclusions before the Govan District Board of Control for their consideration.

The detection of these "carriers" has been a work of much difficulty and the scientific labours so successfully expended on it are matters upon which the Medical Officers of the Hawkhead and Gartloch Asylums have to be congratulated. The assistance of the Director of the West of Scotland Laboratory has also been of the greatest value. The success of this scientific work suggests the importance of sustained efforts for the detection of all such cases and also of elucidating much that still remains mysterious as to "carriers" and as to the discovery of methods for the removal from the affected individuals of such a dangerous and painful disability. The "carriers" themselves do not feel pain in the ordinary sense of the term, but they often suffer much from the idea—as was expressed by a dysentery "carrier" during the War—that they are responsible for causing disease, and even death, to those with whom they come in close contact. It was no uncommon consequence on being made aware of the fact that they were "carriers" that they became mentally affected.

#### IV.—INSANITY AND OLD AGE.

At 11th March, 1929, the number of patients in Asylums between the ages of 65 and 70 years was 1,424 (261 private and 1,163 pauper) and the number over 70 years of age was 1,540 (309 private and 1,231 pauper). These numbers represent approximately 23·3 per cent. of all the private certified patients and 16·5 per cent. of all the pauper certified patients resident in Asylums. Six hundred and seventy-two or 22·6 per cent. of these elderly patients were bedridden.

Before proceeding to consider the best manner of providing for these patients, it may be recalled that mental affections are the only diseases in which the word "pauper" is applied by Statute to the patients and 2,394 of these aged people are so designated. The desirability of the discontinuance of the use of the term "pauper" as applied to lunacy has frequently been mentioned in our Reports and this designation is in our view even more objectionable when applied to the insanities of old age. It is somewhat anomalous that an ordinary pauper is not disqualified on account of pauperism from eligibility for old age pension



whereas a person who has become pauperised as the result of insanity is disqualified for receiving or continuing to receive an old age pension.

It has been noted that of the total number (2,964) of aged insane, 672 are bedridden. These bedridden patients could be nursed by general hospital nurses but the work is monotonous, arduous and uninteresting.

It may be urged that nursing of aged patients does not require very special training but it is not desirable to place any sick person, whether young or old, under the care of an untrained person and the nursing of the aged insane requires special consideration which can only be given by trained nurses. The able-bodied senile insane require indeed kindly care and consideration, but they need not necessarily have highly trained supervision, and they could be accommodated in buildings less expensive than those of the modern mental hospital.

#### V.—SERVICE PATIENTS.

In our Fourth and Eighth Annual Reports reference was made to Service patients. From 1914 to 31st December, 1928, 2,074 such patients have been admitted to Scottish Asylums. Of these 650 have been discharged recovered, 320 have been discharged not recovered, 113 have been declassified, and 356 have died. The number still under treatment in Asylums on 31st December, 1928 was 635.

It is of interest to note that in the years 1914–1921, 1,463 patients were admitted, but since then the admissions (including re-admissions) have dwindled from 136 in 1922 to 37 in 1928.

In addition to the service patients mentioned above, arrangements are in force with the approval of the Ministry of Pensions whereby in suitable cases ex-service men have been allowed to enter Asylums in Scotland as voluntary patients under similar conditions, as regards responsibility for their maintenance, etc., as obtains in the case of certified service patients. There were eight such patients in Asylums at 31st December, 1928.

Those Service patients in Asylums whose malady was not due to or aggravated by military service, ceased to be maintained by the Ministry of Pensions one year after the termination of the War, *i.e.*, on 30th September, 1922. From that date they became pauper patients chargeable to their parishes of settlement. Since 1st April, 1924, however, a Grant has been provided in the Vote of the Board for the maintenance of these patients and they were thus restored to the status of private patients. The number of such ex-service patients on 1st April, 1924, was 86 and at 31st December, 1928, 69. The cost of their maintenance during the financial year 1928–1929 was £4,234.

#### VI.—LUNATICS UNDER CARE IN PRIVATE DWELLINGS.

The system of boarding-out quiet, harmless lunatic patients in private dwellings has been a distinctive feature of Scottish lunacy



administration for over 70 years. It has received the commendation of those interested in the care of the insane in all parts of the world and its value in promoting the welfare and happiness of certain classes of the mentally afflicted has been confirmed by long experience.

As a general rule, only those patients who cannot receive benefit or further benefit from curative treatment in an Asylum are placed under care in private dwellings and accordingly the majority of boarded-out patients have little prospect of recovery. But experience has shown that the patients so provided for are very contented and no matter how humble the home may be they appreciate its freedom and domesticity as compared with institution life.

Boarded-out patients are placed either under separate guardians as single patients or they may be boarded in houses licensed to receive not more than 4 cases. They are visited by the Local Authority's Medical Officer at least 4 times per annum and by an Inspector of Poor at least twice per annum ; in addition, they are visited annually by a Deputy Commissioner of the Board.

In 1919 a circular was issued by the Board to all Inspectors of Poor and Clerks to District Boards of Control drawing attention to the seriousness of the steady decrease in the number of boarded-out patients since 1913, the numbers at 1st January, 1913, being 2,909 and at 1st January, 1919, 2,339, a fall of 570 cases or 20 per cent. The following Statement shows the steady decrease which has taken place since then :—

#### NUMBER OF PAUPER LUNATICS BOARDED-OUT UNDER PRIVATE CARE.

At 1st January, 1920 ... 2,138	At 1st January, 1925 ... 1,726
„ „ 1921 ... 2,030	„ „ 1926 ... 1,691
„ „ 1922 ... 1,915	„ „ 1927 ... 1,638
„ „ 1923 ... 1,818	„ „ 1928 ... 1,595
„ „ 1924 ... 1,789	„ „ 1929 ... 1,554

The causes of the decline in the number of lunatics boarded-out were stated in the Board's Report for the year 1919 to be :—

- (1) The fact that the increase in the rate of alimentary allowance since 1914 has not been commensurate with the increase in the cost of living ;
- (2) That the financial circumstances of many of the people who formerly took in patients as boarders has improved ; and
- (3) That many patients who were at one time dealt with under the Lunacy Acts had, since the passing of the Mental Deficiency and Lunacy (Scotland) Act, 1913, been dealt with under that Statute.



The reports of the Deputy Commissioners who, as we have said, visit all boarded-out lunatics once per annum and all boarded-out mental defectives twice per annum indicate that there is now less difficulty in finding suitable persons willing to undertake the care of patients who do not require to be detained in institutions. The success of the system, however, depends upon the co-operation of Asylum Superintendents and Inspectors of Poor, and it is hoped that a new stimulus will be given to this useful method of providing for harmless and inoffensive patients who cannot benefit by expensive Asylum treatment or who, having had such treatment, have been found to be no longer capable of benefiting by it.

The following tabular Statement shows the numbers of patients who have been placed in private dwellings and the numbers who have been discharged therefrom during each year from 1919-1928 :—

### PAUPER LUNATICS.

#### NUMBERS OF ADMISSIONS TO AND DISCHARGES FROM PRIVATE DWELLINGS.

Year.	Admissions.			Discharges.				Decrease during Year.
	Direct.	From Estab-lish-ments.	Total.	Placed in Estab-lish-ments.	Return- ed to Friends.	Died.	Total.	
1919	27	53	80	147	38	96	281	201
1920	44	88	132	132	40	68	240	108
1921	35	69	104	117	30	72	219	115
1922	32	56	88	103	20	62	185	97
1923	33	120	153	89	30	63	182	29
1924	30	77	107	91	25	54	170	63
1925	33	93	126	81	23	57	161	35
1926	31	63	94	69	22	56	147	53
1927	11	85	96	66	18	55	139	43
1928	27	75	102	81	13	49	143	41

Along with this steady decrease in the numbers under care in private dwellings there has been a corresponding increase in the number of patients in Asylums with the result that there is a serious shortage of institutional accommodation and many of the Asylums have become overcrowded.

At 1st January, 1920, the total number of pauper patients in institutions, including Lunatic Wards of Poorhouses, was 12,401 whereas at 1st January, 1929, the number had risen to 14,423.

The Board feel that while an extension of the boarding-out system may not entirely solve the problem of the shortage of institutional accommodation there is no reason why it should not materially relieve the situation.



Section 55 of the Act of 1913 makes it possible for the Board to transfer patients from Asylums to private dwellings and re-transfer them back to institutions, if necessary, without interference with the Judicial Order by which they were committed to Asylums. The Board are of opinion that much more extensive use should be made of this administrative facility. They accordingly appeal to District Boards of Control, who are responsible under the provisions of the Act of 1913 for half the cost of the maintenance of pauper lunatics, not only in institutions but in private dwellings, to endeavour to place the system of the care of pauper lunatics in private dwellings upon such a footing as will make it a more useful adjunct to the care of the insane in institutions. We need not remind District Boards of Control of the financial advantages of the system and of the fact, which we have so often pointed out, that a large proportion of the chronic insane do not require an expensive system of institution treatment, and that from a social point of view they are happier and more contented in private dwellings than in Asylums.

#### VII.—MENTAL DEFECTIVES ON LICENCE FROM INSTITUTIONS.

The primary duty of making provision for the education and maintenance of mental defectives between 5 and 16 years of age is laid by Statute upon the Education Authority in those cases where by reason of the attendant expense such provision cannot suitably be made by the parents or guardians. It may accordingly be assumed that education and training in the case of a mentally defective child is intended to be continued up to the age of 16 years at least, provision being made under the Statute for the continuance of such education and training at the instance of the Parish Council in those cases in which the Education Authority considers that further education or training is necessary or desirable after the mental defective attains 16 years of age. The discharge of a mental defective from a Certified Institution before attaining the age of 16 years is not encouraged and consequently the number so discharged is negligible as the Board only give their consent in very exceptional circumstances. A certified defective who is detained in a Certified Institution at the instance of an Education Authority is automatically discharged on attaining the age of 16 years unless arrangements for his continued detention have been made by the patient's relatives or by the Parish Council concerned: otherwise a certified defective can only be discharged from a Certified Institution by the General Board of Control. An appeal may, however, be made to the Sheriff within 14 days of the decision by the General Board to continue a defective's detention in an Institution. When an application is made for the discharge of a defective from a Certified Institution the Board cause enquires to be made both as to the mental and physical condition of the defective and his history and home conditions. If the case presents no difficulties, the Board may issue an Order for unconditional discharge; otherwise recourse is had to the Statutory provision for the trial of the defective on licence before finally considering the question of discharge. The following table shows the number of cases tried on licence during the years 1924 to 1928 inclusive and the results:



Year.	Number liberated from institution on licence.		Period of licence varying from.	Result of trial on licence.				Returned to the institution.	
				Dis-charged.		Boarded-out under guardianship.			
	M.	F.		M.	F.	M.	F.	M.	F.
1924	8	5	3 months to 2 years -	7	4	1	...	...	1
1925	9	6	3 months to 10 months-	7	4	...	...	2	2
1926	6	3	3 months to 18 months-	3	3	1	...	2	...
1927	8	7	3 months to 9 months -	7	4	...	...	1	3
1928	13	4	3 months to 15 months-	6	2	...	...	5	1*

\* 2 males and 1 female still on licence at close of year.

The principal danger which invariably attends the discharge of a defective from institutional care is the absence of occupation or interest. In institutions patients are under more or less continuous discipline and there is a variety of voluntary occupations to meet the inclinations and necessities of most of the inmates ; on discharge they are very often left to themselves with nothing to occupy their time or claim their attention, with the result that in the case of discharges to city homes the defectives loaf about the streets and run the risk of getting into mischievous, if not criminal, habits. The above Table indicates the advantage of putting certain patients on trial before deciding the question of discharge, as in the 5 years referred to it was found necessary to return 17 cases to the institution out of a total of 69 cases liberated on licence. There is no limit under the Regulations to the licence period, which in actual practice varies from 3 months to 1 year, but circumstances make it desirable at times to extend the period considerably before a definite decision can be arrived at on the question of discharge. As the above Table indicates, the licence period has in one case at least extended to 2 years.

When the history or circumstances of a mental defective suggest the desirability of a certain amount of supervision even after discharge it is usual to suggest to the local authority concerned that the case should be reported to the Association for Mental Welfare who perform a useful service in looking after the interests and wellbeing of uncertified and discharged mental defectives in their own homes.

#### VIII.—NUMBER AND DISTRIBUTION OF THE INSANE AT 1st JANUARY, 1929.

On 1st January of the present year, exclusive of insane persons maintained at home by their natural guardians, there were in Scotland 19,031 insane persons, of whom we had official cognisance, including the inmates of Training Schools for Imbecile Children who have not been certified under the Mental Deficiency Act and of the Criminal Lunatic Department of Perth Prison. Of these 2,973 were maintained from private sources, 15,985 by parochial rates, and 73 at the expense of the State. As the total number at 1st January, 1928, was 18,702, an increase of 329 has taken place during the past year.



The following table shows the number and distribution of the insane of each sex in the different classes of establishments and in private dwellings at 1st January, 1929, distinguishing between private and pauper patients :—

MODE OF DISTRIBUTION.	Male.	Female.	Total.	PRIVATE.			PAUPER.		
				M.	F.	T.	M.	F.	T.
In Royal Asylums . . . . .	1,670	1,946	3,616	923	1,103	2,026	747	843	1,590
" District Asylums . . . . .	6,526	5,989	12,515	599	198	797	5,927	5,791	11,718
" Private Asylums . . . . .	15	27	42	15	27	42	...	...	...
" Parochial Asylum, i.e., Lunatic Wards of Poorhouse with un- restricted Licence† . . . . .	128	113	241	6	...	6	122	113	235
" Lunatic Wards of Poorhouses with restricted Licences . . . . .	449	431	880	...	...	...	449	431	880
" Private Dwellings . . . . .	702	920	1,622	23	45	68	679	875	1,554
	9,490	9,426	18,916	1,566	1,373	2,939	7,924	8,053	15,977
" Criminal Lunatic Department of Perth Prison . . . . .	66	7	73	...	...	...	...	...	...
" Training Schools . . . . .	23	19	*42	18	16	34	5	3	8
TOTALS . . . . .	9,579	9,452	19,031	1,584	1,389	2,973	7,929	8,056	15,985

† Greenock Parochial Asylum is now the only Asylum of this class.  
\* In addition to these there were 789 inmates certified under the Mental Deficiency Act.

The general results during 1928, as compared with 1927, are, in regard to *registered*\* lunatics, as follows :—(1) There was a total increase of 327, due to an increase of private patients by 17, and an increase of pauper patients by 310. (2) The total increase of 327 resulted from an increase of the number in establishments by 372, and a decrease of the number in private dwellings by 45. (3) The increased number of 372 in establishments arose from an increase of 21 private patients and an increase of 351 pauper patients.



CHANGES FROM THE PAUPER TO THE PRIVATE CLASS,  
AND *vice versa*.

It must be kept in view, in connection with the statistical tables giving the number of lunatics classified into private and pauper patients, that each patient does not necessarily continue till his discharge in the class to which he belonged on being placed on the Board's register. The results shown depend partly on the number of persons who, while continuing on the Board's register, cease to be private patients and become paupers, and *vice versa*.

IX.—STATISTICS OF ESTABLISHMENTS FOR LUNATICS.

(See Tables on Pages 1 to 12 of Appendix to Report).

ADMISSIONS TO ESTABLISHMENTS.

- (1) *Admissions directly under a Sheriff's Order †, the sanction of the Board or other Statutory Authority.*

In arriving at the number of persons admitted to establishments who thereby add to the gross number of asylum patients, the number of admissions which refer to a mere transfer from one establishment to another must be deducted.

(a) The total number of patients admitted to establishments (excluding transfers) during 1928 was 3,309, which is 141 more than in the previous year, and 317 less than the average for the quinquennium 1920-24.

(b) The number of private patients admitted last year was 487 which is 18 more than in the preceding year, and 124 less than the average for the quinquennium 1920-24. The pauper patients admitted to establishments numbered 2,822, which is 123 more than in the preceding year, and 193 less than the average for the quinquennium 1920-24.

The number of patients who had never previously been registered, and who were admitted for the first time to establishments for the insane in Scotland during 1928 was 2,534—407 private patients and 2,127 pauper patients.

The number of private patients admitted for the first time is 15 more than in the preceding year. The number of pauper patients who had never previously been registered is 101 more than in 1927.

\* The Inmates of Training Schools for Imbeciles and of the Criminal Lunatic Department of Perth Prison are recorded in separate books, and, not being on the Board's General Register of Lunatics, are not included in this statement.

† NOTE—Detention in an Asylum can only be by Order of the Sheriff or of the Secretary of State.



*(2) Admissions by Transfer.*

The number of patients transferred from one establishment to another during 1928 was 268, which is 6 more than the previous year and 369 less than the average for the five years 1920-24.

*(3) Admission of Voluntary Patients.*

Voluntary patients are persons who, with the sanction of the Board, granted on a simple application signed by the patient, voluntarily enter asylums for treatment of mental disorder. They cannot be detained for more than three days after giving notice of their intention or desire to leave. They are not certified as insane and are not registered as lunatics, but a record is made of their names and other particulars regarding them. The whole number of such persons admitted into asylums in 1928 was 775. The average number admitted for the ten years 1919-28 was 469. The number resident on 1st January, 1929, was 909.

## DISCHARGES FROM ESTABLISHMENTS.

*(1) Discharges of the Recovered.*

During 1928, 180 private patients were discharged recovered, which is 22 more than the number in the preceding year, and 84 less than the average of the five years 1920-24. The number of pauper patients discharged recovered was 946, which is 15 less than in the preceding year, and 57 less than the average for the five years 1920-24.

*(2) Discharges of the Unrecovered.*

The number of private patients discharged unrecovered, excluding transfers, during 1928, was 114, which is 14 less than last year, and 72 less than the average of the five years 1920-24. The number of pauper patients discharged unrecovered was 272, which is 47 less than the number so discharged in the preceding year, and is 24 less than the average for the five years 1920-24.

## DEATHS IN ESTABLISHMENTS.

The number of private patients who died in establishments during 1928 was 212, which is 29 less than last year, and 62 less than the average of the five years 1920-24. The number of pauper patients who died was 1,213, which is 25 more than last year, and 133 below the average of the five years 1920-24.

The death rate for private and pauper patients in establishments per cent. of the average number resident for the year 1928 was 8.2, as compared with 8.5 in the previous year.

The causes of death are shown in Table XII. of the Appendix.

## REMOVALS FROM ESTABLISHMENTS ON STATUTORY PROBATION.

At 1st January, 1928, 68 patients were absent from asylums on probation, with the sanction of the Board. Of these 36 have been finally discharged as recovered, 12 were sent back, and 19 remained, on the expiry of the period, under the care of friends, and 1 died. In the course of 1928, 102 patients were discharged on probation. Of these 17 have been finally discharged as recovered, 1 whose period of probation has expired remains under the care of friends, 26 have been returned to asylums, and 1 died. The number still on probation at the close of the year was 57.



## SHERIFFS' ORDERS.

The table on pages 14 and 15 of the Appendix gives the statutory return exhibiting the number of orders granted by Sheriffs for the admission of lunatics into any Public, Private, District, or Parochial Asylum, or House, stating the Asylum or House to which such order referred, during the year ended 31st December, 1928. The number of orders granted during the year was 3,238.

## LICENCES GRANTED BY THE BOARD FOR ESTABLISHMENTS.

The number of licences granted by us for the continuance or establishment of private asylums, lunatic wards of poorhouses, and certified institutions for mental defectives, and the transfer of any licence from one establishment to another, during the year ended 31st December, 1928, are shown in Table XI of the Appendix.

## CHANGES AMONG ATTENDANTS AND SERVANTS IN EACH ESTABLISHMENT.

The number of attendants and servants who left, were dismissed, or died, during 1928, was 1,482, which is 96 more than the number for the previous year. The number who resigned their situations voluntary is 1,109, which is 72 more than last year.

In addition to the 1,109 who resigned voluntarily 68 left on account of ill-health, 18 died during their term of service, 161 left without notice, 29 were dismissed for incompetence or unsuitability, 24 whose services were no longer required were not re-engaged, and 73 were dismissed for misconduct.

## ESCAPES FROM ESTABLISHMENTS.

The whole number of escapes during 1928 was 143. Of these, 54 were brought back within twenty-four hours, 46 within a week, and 18 after a week. There were 25 still absent on the expiry of twenty-eight days from the date of escape. Of the 25 patients not brought back, 13 were removed from the asylum registers as relieved, 9 as not improved, 1 was placed on probation, and 2 died.

## ACCIDENTS IN ESTABLISHMENTS.

The total number of accidents to patients reported to us as having taken place during the year 1928 was 182—which is 17 more than last year. Twenty-two of the accidents ended fatally, 9 of them being due to suicide. All were reported to the Crown authorities. Of the deaths by suicide, 1 was caused by cutting the throat, 3 by hanging, 2 by drowning, 1 by precipitation from a height, and 2 by patients who were absent from the Asylum (1 on statutory probation and the other absent by escape) placing themselves before moving railway trains. Of the 13 accidental deaths not attributable to suicide, 3 were due to choking over food, 5 to fractures resulting from falls complicated by the presence of broncho-pneumonia, hypostatic pneumonia, fatty degeneration of the heart, toxæmia and exhaustion of acute melancholia, and congestion of the lungs and valvular disease of the heart, 1 due to dislocation of the hip joint, followed by pneumonia and cardiac dilation, 1 to a fractured skull caused by part of a tree being blown down on a patient, 1 to being run over on the railway, after escape from the Asylum, 1 to exposure and exhaustion, also after escape, and 1 to drowning while absent on pass



from the asylum. There were 11 cases of attempted suicide, 4 by cutting the throat (1 of which occurred before admission to the asylum—death following in this case from broncho-pneumonia), 3 by hanging (1 of whom died from shock and exposure), 1 by stabbing, 1 by burning, 1 by drinking disinfectant, and 1 patient attempted suicide six times in ten days by pushing her head through a glass panel, banging her head on a wall and on the end of her bed, by strangulation, drowning, and choking—from all which she sustained no serious injury. In 63 cases the accidents involved fracture of bones or dislocation of joints and in 2 cases injuries to the head. In addition to these, 84 miscellaneous accidents to patients were reported of which 1 was severe and 83 were slight.

There were also reported during the year 14 accidents sustained by 7 nurses, 4 attendants and 3 servants, while 5 members of the asylums' staffs were assaulted by patients. Fortunately in no case was the assault serious.

## X. PRESENT CONDITION OF ESTABLISHMENTS FOR THE INSANE.

Establishments for the insane in Scotland comprise : (a) Royal and District ; (b) Private, and (c) Parochial Asylums ; (d) Lunatic Wards of Poorhouses ; (e) the Department for Criminal or State Patients in Perth Prison ; and (f) Mental Observation Wards.

The reports by the Medical Commissioners of their inspection of the different establishments have, as usual, been presented to and considered by the Board. For reasons of economy these reports are not presented in full in the Appendix, as was the custom before the war. They are entered in the appropriate books of the respective establishments on the occasion of the statutory visits of the Medical Commissioners, and a copy of each report is preserved for reference at the offices of the Board.

As a general rule, the management of these establishments reflects credit upon the officials, and almost without exception a satisfactory standard of efficiency appears to be maintained. The official registers are stated to be properly and accurately kept.

The following remarks on each of the various establishments are based upon the Medical Commissioners' reports :—

### (a) ROYAL AND DISTRICT ASYLUMS.

#### *Aberdeen Royal Asylum.*

Inspected 4th, 5th and 6th June and 28th November, 1928.

(Average number of patients resident during year, 799·0.)

It is reported that plans have been prepared for the erection of a small sanatorium for phthisical cases on the female side of this institution. The present arrangements on the male side have not proved so convenient as had been hoped, and it has been decided to erect the new building adjacent to the hospital. The site is somewhat cramped, but there appears to be no alternative one. A suggestion to carry back the road at the site selected to allow the building to be placed further back from the hospital appears worthy of consideration.

The system of conveying food from the kitchen by electric trolley has proved most unsatisfactory. It has been decided to abandon it, and a covered food-wagon will be provided to distribute the food to the various departments.



Favourable comment is made on the excellent conditions which prevail in the hospitals, and it was obvious that, so far as nursing, medical care and surroundings are concerned, nothing that modern science has suggested is left undone for the whole of the patients in the institution.

The general health of the patients is good.

All parts of the institution were found in good order. The patients are well cared for in all material respects and the dietary and clothing are considered satisfactory. The dormitories and sitting-rooms are not only suitable and comfortable but are so selected and arranged as to give as much brightness and happiness as possible.

The Occupational Therapy has always been of a high order and reflects credit on the Instructress and her Assistant. The added interest that such work has given to the patients was evidenced in the keen and earnest manner of those who were at work in the workshop and of others who were doing work in several of the sitting-rooms, and who were obviously benefiting, both mentally and bodily, therefrom.

The conditions at Daviot were, as usual, most commendable.

The institution continues to be managed in a progressive and enlightened spirit.

#### *Crichton Royal Institution.*

Inspected 26th and 27th June and 11th and 12th October, 1928.

(Average number of patients resident during year, 740.5.)

The Hospice or new hospital for the First or Crichton Hall Department was inspected and will be ready for occupation very shortly. This will permit of certain re-arrangements being made in the hospital wards of Crichton Hall. It is gratifying to observe that the new hospital has been planned, designed and furnished with meticulous care, while efficiency and economy have not been overlooked.

Satisfaction is expressed with the number of patients, both male and female, who were found engaged on Arts and Crafts. This form of Occupational Therapy is to be commended, and as there is now a qualified female instructor the numbers engaged at this work are likely to increase. Already there is abundant evidence that the instruction given is highly appreciated.

The number of patients who attended Divine Service on the Sunday before the second visit was 354.

The average general health of the patients is good and many are able to appreciate parole, both beyond and within the grounds.

On the whole, the institution is excellently staffed and the good relations between patients and nurses were manifest everywhere.

All parts of the institution were visited, and its varied departments were found to be well managed and in excellent order.

#### *Dundee Royal Asylum.*

Inspected 14th February and 18th September, 1928.

(Average number of patients resident during year, 54.0.)

This asylum is entirely for private patients, and the treatment and accommodation, which many of the patients receive at extremely low rates, are of the best description.

The general health of the inmates is good and the medical and nursing arrangements are of an admirable order.



The large sitting-room on the female side has been converted into a hospital ward and the upper parts of the windows have been filled with vitra glass. This arrangement is a distinct improvement and of manifest benefit to patients requiring hospital care. A bathroom has been added to complete the hospital arrangements.

An interesting display of basket work done by the patients reflects much credit on the endeavours of the Matron and staff to occupy the leisure moments of patients who would otherwise develop destructive tendencies or fall into degraded habits.

Every department of the institution was found in excellent order, and the management is represented as being most efficient.

*Royal Edinburgh Hospital for Mental Disorders.*

Inspected 14th and 15th May and 11th and 12th December, 1928.

(Average number of patients resident during year, 701.0.)

Reference is made to the new name of the institution. Throughout what may be called the residential parts of the establishment, and particularly in those departments set aside for private patients, the arrangements for comfortable quarters, kindly direction of daily routine, adequate adjustment of supervision and privacy, tactful recognition of eccentricities, parole, occupation and amusement indicate a generous recognition of the hospital principle and reach a standard which was found to be most agreeable to those patients who are able to appreciate it.

The Occupational Therapy class in Craig House was visited. It is carried on in a most comfortable room, not, however, well suited to the purposes of a workshop. It has been found from experience that patients appreciate the class still more if it is in a special building away from the sitting-room. The class is most successful and the Assistant Instructress who has been appointed will, it is stated, initiate the work at West House.

The medical care and treatment and the nursing of all the patients continues to maintain that high standard which is a feature of this institution.

The care of the patients as regards attention to their material wants is in accordance with most humane methods.

The West House was found in excellent order. The hospital equipment is adequate and includes extensive arrangements for open-air treatment.

Approval is expressed with the dietary, which was found to be of an excellent description. The food was well cooked, palatable, varied and sufficient, and was served in a most satisfactory manner.

In the hospitals and dormitories the beds and bedding were of a modern description and such as to conduce to restful and healthful sleep. The sitting-rooms were comfortably and suitably furnished.

Everywhere there was evidence of hygienic care, and the energy and ideals of the management are apparent throughout the institution.

*Glasgow Royal Asylum.*

Inspected 24th February and 12th September, 1928.

(Average number of patients resident during year, 410.0.)

The condition of this Asylum was found to be satisfactory. A number of internal improvements, including attractive schemes of decoration, have been gradually carried out, and they have both



transformed the appearance and greatly added to the efficiency of the various wards and sick-rooms. The influence of colour schemes in mental health has always been regarded as important, and the decoration schemes have been completed and continue with this aim in view.

The operating theatre and dental department are now completed and in use. A visiting dentist has been appointed. The equipment in the theatre and dental surgery is of the best description.

The condition of the hospital wards was most satisfactory, and there is no doubt that everything is being done, both by the medical and nursing staff, that the best scientific methods of treatment of the insane can suggest.

The general health of the patients is good. They are well fed, and in respect of exercise and relaxation their needs are properly met.

The class for Occupational Therapy was visited, and the excellent display of work examined continues to merit the commendations that have been made in previous reports.

The management appears to be most energetic and assiduous and there is a loyal and able medical and nursing staff.

#### *Montrose Royal Asylum.*

Inspected 5th and 6th April and 27th November, 1928.

(Average number of patients resident during year, 748.0.)

All parts of this institution were found in excellent order, clean, tidy, well heated and well ventilated. The patients have not only bright and artistic surroundings but also, in the shape of literature, newspapers, games, etc., everything at hand to occupy their leisure moments and to distract their attention from the cares associated with their mental troubles.

The patients are well fed and well cared for in their clothing and sleeping accommodation.

The large number of patients who are able to enjoy parole within and without the grounds is noted with approval.

The hospital arrangements are of a high standard and the nursing and medical care and treatment are admirable. The hospital verandahs are being remodelled, the entire frontages being filled in and fitted with sliding windows, so providing an efficient all-weather service.

The material comforts of the patients are adequately secured in all respects.

The new building to be used as a laundry is well advanced and when completed it will allow of a rearrangement of the offices associated with the administrative departments and effect a considerable improvement.

The management of the institution continues to be most zealous and active, and shows continued progress.

#### *James Murray's Royal Asylum, Perth.*

Inspected 23rd February and 31st October, 1928.

(Average number of patients resident during year, 126.5.)

It is gratifying to learn that the Directors of this Asylum are continuing their scheme of modernising every part of the institution. The substitution of large panes for the small framed windows along the whole northern front has agreeably altered the whole appearance of the approach to the main door.



The question of remodelling the farm steading is under consideration. In an asylum which receives only private patients there is, of course, little scope for the employment of patients' labour on the farm. Those patients who work out of doors are agreeably employed chiefly in the garden. It is understood that the improvement of the farm buildings is mainly directed to the byres. The Asylum is so situated that the Directors might well consider whether the milk supply would not be better and even more economically obtained by purchase. This is all the more important as it is learned that a recent extensive feu purchase in the surrounding neighbourhood has practically restricted the extent of the Asylum grounds to their present area, and it is not unlikely that in the near future some of the existing Asylum ground may be required for extensions of buildings for patients and staff.

The nursing and medical care of all the patients is on a high level, and the patients receive not only the best treatment that modern science demands, but assiduous attention is also given to their individual requirements.

Steady progress is being made with the Occupational Therapy classes, with marked benefit to the mental and physical health of the patients attending.

The condition of the sitting-rooms and dormitories was all that could be desired and the decoration of the whole institution has been undertaken with much taste and thoughtfulness.

The management of the institution is characterised as active and progressive in all directions.

*Aberdeen City District Asylum.*

Inspected 24th April and 16th and 17th August, 1928.

(Average number of patients resident during year, 674.0.)

After due consideration and having regard to unusual circumstances, the District Board has decided that it is not necessary to have a shop attached to this Asylum.

A small verandah, capable of accommodating six beds, has been erected on the male side of the reception hospital, and a similar one is to be erected on the female side. The fronts are on the window-frame system, admitting as much light as possible and affording protection in all weathers.

Although it is learned that the services of a dentist are requisitioned in any case where the Medical Superintendent considers that advisable, it is recommended that the District Board should consider the appointment of a visiting dentist as a member of the staff.

The occupation of the patients is well attended to, but for the benefit of those patients whose mental and bodily states do not permit of out-of-door work or regular occupation in household and domestic duties it would be an advantage if an Occupational Therapy department were established.

The hygienic and comfortable conditions and the bright appearance of the several wards and dormitories were noted with approval. The condition of the two new villas was satisfactory. Everything was clean and in perfect order. The furnishings everywhere were attractive, and the abundance of plants in flower in all the sitting-rooms added to the general brightness.

The equipment of the hospital department with a complete hydro-therapeutic, massage and electrical department is recommended for consideration.



The patients generally were found in good health, and their general well-being is attended to in a praiseworthy manner. The food supplied was found to be appetising, well cooked, of good quality and sufficient in quantity.

The kitchen is being fitted up with new boilers and steamers, and at the same time a fish-frying range is being installed. This will add a variety to the methods of cooking which is certain to be appreciated by the patients.

The bodily clothing of the patients was in excellent order and satisfactory in all respects.

The nursing and medical care of the patients is characterised by ability and energy and careful attention to their individual needs and requirements.

The management of the institution is reported as being active, painstaking and efficient.

#### *Argyll and Bute District Asylum.*

Inspected 14th June and 23rd and 24th October, 1928.

(Average number of patients resident during year, 414.5.)

At the date of the second visit the number of patients on the register was 425, being an increase of 18 over that recorded at the previous visit.

The increase of the registered patients is due to the small discharge rate, accounted for by the increasing tendency to send frail, aged patients to the Asylum whenever they begin to be troublesome and a care in their homes. The Old Age Pension seems to offer little inducement to the families of these aged persons to keep them at home unless there is a young family, when the elderly woman can be of assistance in the care of the children. There is no such inducement to keep the old men.

On the first day of the second visit, the dormitories and bedrooms were visited at midnight and each patient in residence was seen. The night nursing staff of the institution consists of 7 women and 3 men.

The majority of the single rooms are occupied by privileged patients, that is to say, patients whose mental condition and resulting behaviour is such that they are allowed to sleep without special observation and are given liberty to keep their bedrooms in order and to arrange the furniture to suit themselves. It was interesting to notice how well kept and homely many of these bedrooms were.

In the dormitories there was an unusual absence of any disturbing elements; there was no excitement or noisy behaviour, and this was obtained solely by nursing. Two patients only had been given hypnotics. The dormitories were well heated, well furnished and hygienic, and such as to conduce to rest, quietness and healthful sleep.

Approbation is expressed of the number of *post-mortem* examinations which have been conducted in proportion to the number of deaths which have occurred. The percentage is nearly 78.

The general health of the patients is good and their material comforts are provided for in an adequate manner and with certain homely and thoughtful features which are characteristic of this Asylum.

It is learned with approbation that Miss Murray, the Matron of this Asylum, has been awarded the Morrison Prize for long and meritorious service in the care of the insane.

A considerable amount of redecoration has been done in the male dormitories and hospital. It is of a very pleasing description.



Reference is made to the water supply, which was well tested during a period of exceptionally dry weather last summer. In addition to the scraping and cleaning of all the water mains, the 4-inch pipe from the Asylum reservoir, which goes to the Poorhouse and Fever Hospital, has been connected to the Asylum 6-inch pipe. The increased pressure has correspondingly increased the efficiency in power at the fire-hydrants.

The management continues to be characterised by a kindly enthusiasm.

*Ayr District Asylum.*

Inspected 22nd June and 8th and 9th October, 1928.

(Average number of patients resident during year, 603.5.)

The occupation of all patients who are able to do work without special training and guidance continues to be a marked feature of this institution.

A beginning has been made with Occupational Therapy. This treatment is intended for those cases which at present cannot be employed owing to destructive and excited conduct. It is most successful when a special room is devoted to this work and an arts and crafts teacher engaged to supervise it and conduct it in co-operation with the medical and nursing staffs.

A wireless installation has been put in for the amusement of the staff, and it is hoped that this form of entertainment will be extended to the patients. Two new pianos have been supplied to sitting-rooms on the female side, and a good deal of redecoration has been accomplished with taste and simplicity. The bathroom accommodation, which was inadequate in one of the divisions on the male side, is in process of being amplified.

It is learned with approval that the regular visitation of a qualified dentist is now being arranged for.

Approbation is again expressed of the large number of *post-mortem* examinations which have been conducted in proportion to the number of deaths which have occurred. The percentage is over 80.

The hospital equipment is most satisfactory, and thoughtful attention is paid to the minutest details affecting the comfort and treatment of the patients. The medical work is enlightened and thorough, while the appearance of the patients was sufficient evidence of the excellence of the nursing.

The dietary is considered satisfactory. The dinner on the second day of the second visit was seen being served in the dining-hall. It consisted of pea soup, a savoury stew of meat and vegetables served with boiled cabbage and potatoes. It was a well cooked, appetising meal, ample in quantity and apparently appreciated.

The administration of the institution continues to be progressive and conscientious, and there is a loyal and capable staff.

*Banff District Asylum.*

Inspected 4th May and 25th July, 1928.

(Average number of patients resident during year, 204.5.)

Appreciation is expressed of the enlightened and generous outlook of the District Board towards the comforts of the patients in this institution, and it is specially gratifying to observe that the noteworthy low maintenance cost is combined with a high standard of efficiency.



The material comforts of the patients are adequately secured in all respects, and the dietary is highly satisfactory. The general health of the patients is good and the nursing care is most praiseworthy.

The arrangements at Woodpark Villa for the isolation and care of the two female "typhoid carriers" are adequate and satisfactory.

Excellent order prevailed throughout the whole institution, and the various additions referred to in recent reports have materially added to the nursing and domestic facilities and are proving highly satisfactory.

The medical supervision and the training of the nursing staff is carried out with great interest and skill.

A progressive and enlightened spirit continues to characterise the management of the institution.

*Dundee District Asylum.*

Inspected 9th March and 23rd November, 1928.

(Average number of patients resident during year, 542.0.)

Approbation is expressed of the rearrangement of the hospital wards and day-rooms. The change has proved to be most successful and beneficial in every way. The rooms now occupied as day-rooms are better adapted from their shape for the supervision and classification of the inmates. This feature, together with their tasteful decoration, makes them most attractive, and the orderly demeanour of the patients testified to their suitability.

The wards on both sides of the Asylum extending along the main front have been converted into a series of hospital wards. On each side, that is male and female, two verandahs or sun-rooms have been erected. The position of the verandahs is fortunate and the exposure and outlook are excellent. The District Board are to be congratulated on the particularly excellent design and structure of these four verandahs, which cannot fail to be a most satisfactory adjunct to the care and treatment of the newly-admitted, the sick and infirm and which, with the better location generally of the hospitals, are incidentally bound to stimulate the interest of an efficient nursing staff.

In addition to the redecoration consequent upon these structural alterations, a scheme is in progress for redecorating the other wards and dormitories, and in the completed portions the results are most pleasing.

The medical and nursing arrangements are satisfactory. The present medical staff consists of the Medical Superintendent and one Assistant Medical Officer. In an institution so large as this, and in which there are so many patients requiring special medical care and attention, it is recommended that there should be a second Assistant Medical Officer.

In response to a previous recommendation, the District Board have submitted the arrangements for coping with an outbreak of fire to the City Firemaster. It is understood that his report on the fire brigade and the major general arrangements is satisfactory. On his advice, a large number of light hand-extinguishers, of a type approved by him, are being distributed throughout the Asylum.

The dining arrangements are most satisfactory, the food supplied good, well cooked, sufficiently varied and each patient has an ample supply.

The clothing of the patients was neat, tidy and well cared for; the dress of the female patients was specially varied and attractive.



The institution is a long distance from town, and it would be of advantage to the many visitors to patients if an institution shop were erected where the patients' friends could have light refreshments and see the patients in circumstances which give mutual satisfaction. Such shops now exist in a number of institutions and have proved not only economical but of much benefit.

The question of Occupational Therapy has not yet been practically dealt with, and the District Board is recommended to seriously consider a combination of institutional shop and Occupational Therapy centre.

It is represented that the institution is managed with much earnestness and ability.

*East Lothian District Asylum.*

Inspected 19th April and 12th November, 1928.

(Average number of patients resident during year, 246.0.)

It is observed with approval that an additional fire escape has been erected at the east end of the female side of the dormitories in this Asylum. Arrangements have been made to lay the whole of the water circuit round the Asylum with 4-inch pipes, and it is said that this part of the arrangements for coping with an outbreak of fire will, when completed, be efficient. A large number of hand-extinguishers are fixed throughout the buildings.

The condition of the sitting-rooms and dormitories is commendable. The former are tastefully furnished and were brightened by flowers and plants. The bedding equipment is comfortable and adequate in every way, the coverings being varied and attractive.

The dietary is considered satisfactory. On the day of the first visit the patients were seen at dinner, which consisted of barley broth and suet dumpling. For the evening meal sausages were given in addition to bread and butter and tea. The food was well cooked, appetising and an ample supply was served to each patient.

The clothing of the patients was suitable and comfortable; that of the women was especially varied and attractive.

The general health of the patients is good, and those who are physically and mentally fitted were found employed in suitable and varied occupations.

The nursing staff is well trained, and everything seen during the visits testified to the efficiency and kindly interest of all concerned with the care and nursing of the inmates.

The medical direction and the general management are well co-ordinated in the kindly and painstaking spirit which animates both.

*Edinburgh District Asylum.*

Inspected 20th June and 10th and 11th December, 1928.

(Average number of patients resident during year, 911.0.)

In addition to the registered patients there is an unusually large number of voluntary patients in this institution in proportion to the numbers of such patients entering at the cost of Parish Councils throughout Scotland. The number of voluntary inmates in residence at the second visit was 51.

It is gratifying to observe the close approximation of the number of voluntary patients leaving to those entering, as well as the high percentage of recoveries among the certified patients.



The admission of voluntary inmates is a distinct advance. While the Parish Authorities recognise that because the patients are not certified the Government Grant is lost, they are fully aware that this is more than compensated for by the fact that patients enter at an early stage of their mental disorder voluntarily and there is therefore a greater prospect of them returning to their homes completely cured. Often delay until a patient is certifiable results in chronic and incurable mental conditions.

The large number of *post-mortem* examinations which have been conducted in proportion to the number of deaths which have occurred is noted with commendation.

The institution, as is widely known, is so equipped that it can provide every modern method of treatment for states of acute mental derangement. The supervision and care of the more chronic types of mental disorder, and particularly the nursing of the helpless and infirm, are characterised by the same generous provision on the part of the District Board and by efficiency and kindly enthusiasm on the part of all grades of the staff.

Admirable order prevailed throughout the institution, and every attention is paid to the comfort and general well-being of the inmates. It is observed that a chiropodist has been added to the visiting staff.

The food is good in quality and the arrangements existing throughout the Asylum and especially in the industrial sections permit of a satisfactory variety both in materials and methods of cooking. It is learned that a fish frier has been ordered for the main kitchen. A Hobart mixer has just been installed.

The occupation of the patients is the object of most commendable attention. The occupational class for women patients was visited. In the workshops for the men excellent work is done. One patient does all the printing for the Asylum, and another makes all the saddlery for the farm. Three hand looms are in operation making cloth. This occupation is much appreciated by the patients employed at it.

The condition of the hospitals was found very satisfactory, and the medical care of the patients is actively pursued, and in cases of difficulty they are assisted by eminent specialists in all branches of medicine and surgery.

The medical work of the institution is materially assisted by the nursing staff, the control of which is in the competent hands of the Matron, who has charge of all the nurses, male and female.

All parts of the institution were found in excellent order. The day-rooms were bright with flowers and plants. There was an abundant supply of literature, and a feature of the institution—the library under the enthusiastic charge of Mrs. Keay—is taken full advantage of. It undoubtedly has conferred much pleasure and happiness on many patients.

In Male Villa No. 9, where there are a number of epileptic patients, a class requiring temporary care in bed, it is recommended that the present accommodation in the verandah for beds should be enlarged in such a way as to make it practically hospital accommodation such as is found in the verandahs of admission and hospital blocks. The verandahs in the hospital blocks on the first floor are particularly attractive and serve as models of what an open-air hospital should be.

The Asylum is reported to be managed with earnestness and enthusiasm.



*Fife and Kinross District Asylum.*

Inspected 7th May and 21st November, 1928.

(Average number of patients resident during year, 822.0.)

Among the many repairs, alterations and improvements required to bring this institution up to the standard of a modern Mental Hospital, the most urgent, now that the question of the Nurses' Home has been settled, are the provision of verandahs for the hospital section and a central kitchen. These verandahs should be erected in the form of sun-rooms and provided with vitra glass. A large number of frail inmates would be benefited by the extended hospital accommodation of the verandahs such as are referred to.

It is observed with satisfaction that the six cottages for married attendants are now completed and ready for occupation. Some necessary improvements in the equipment of the laundry are also being undertaken by the District Board.

The water supply to the Asylum has not been adequate, and it is learned that some arrangement is likely, in the near future, between the District Board and the Cupar Town Council whereby a copious supply may be made available.

The recommendations in respect of the decoration of the wards and dormitories have been given effect to in a most effective manner. Some of the decorative schemes are unusually pleasing. An inspection of the central kitchen, which has a very dilapidated appearance, suggests that extensive structural repair must precede any redecoration.

It is anticipated that the District Board who are giving such active consideration to some of the recommendations affecting the material comforts of the patients and staff, will proceed to consider the suggestions offered in previous reports with a view to bringing the Asylum, in respect of modern medical equipment and facilities for research, to the position which it ought to occupy.

Occupational Therapy has been begun on a small scale, and has already proved successful. Better accommodation appears to be all that is required to make the experiment a pronounced success: there is no doubt as to the enthusiasm of the management and the staff in the matter.

The care of the inmates, as regards food, clothing and material comforts generally, was found to be most satisfactory.

The general health of the inmates is good, and the medical treatment and the nursing care are highly efficient.

The management is characterised as energetic and thoughtful.

*Glasgow District Asylum, Gartloch.*

Inspected 19th January and 7th and 8th August, 1928.

(Average number of patients resident during year 815.5.)

Since the epidemic of bacillary dysentery broke out in the summer of 1927, 18 acute cases have occurred and 8 "carriers" have been detected. Of these 18 acute cases, at the date of the second visit 4 have been discharged from the Asylum, 4 have died and 10 remain. The 8 "carriers" remain. To accommodate and isolate these 18 patients, the female ward of the sanatorium is being divided into two portions by a light partition, and the eastern half is being set aside for the dysentery cases and "carriers." Two single rooms off this portion are being converted into a lavatory and bathroom. The epidemic has been confined



to the female side of the institution. Meantime the affected patients, who are all satisfactorily convalescing, and all the patients in the ward in which the majority of the cases occurred, are carefully isolated. One nurse was affected: she has made a complete recovery and is nursing the convalescing patients. In the arduous work which the outbreak has entailed on the medical staff, the skill and energy of the resident pathologist are worthy of record. The result of the laboratory researches reveals that the organism causing the affection is uniform in all cases, and that the condition has been endemic in the institution for many years and has probably been spread by "carriers."

A very favourable impression was formed of the manner in which the patients are nursed and cared for by the medical staff, and nothing is left undone which modern science can suggest or skilled care can do to cure or ameliorate the mental and bodily affections from which the patients suffer.

The hospitals were in excellent order, and a similar statement can be made of the conditions of the several sitting-rooms and dormitories.

The dietary is satisfactory and the food, which was partaken of, was well cooked and of good quality.

An opportunity was taken of inspecting the byres. They have been made as hygienic as possible, and the alterations at present in progress to ensure a clean milk supply are most commendable.

The accommodation in the Asylum appears to be fully occupied, and there is difficulty in adequately meeting the regular influx of new patients. It is particularly desirable to avoid overcrowding in an institution which is coping with the anxieties attendant on an outbreak of bacillary dysentery.

The administration of the institution is conducted with much ability, earnestness and efficiency.

*Glasgow District Asylum, Woodilee.*

Inspected 21st February and 10th, 11th and 12th July, 1928.

(Average number of patients resident during year, 1193.0.)

In view of the large number of patients requiring hospital care, in addition to those already filling the hospitals and hospital wards of this Asylum, the circumstances which have called for the utilisation of ordinary day-rooms as hospital wards for the accommodation of this large number cannot be regarded as meeting the permanent needs of the district, especially as all the institutions for mental affections and mental defect are crowded and many mental patients belonging to Glasgow are housed in a number of Scottish Asylums. It is emphasised therefore that the time has come for the whole question of mental health as affecting the Parish of Glasgow to be placed on a proper basis.

At the second visit there were 1201 patients on the register. It is learned that the officials of the District Board in Glasgow had to be informed on a recent occasion that there were no vacant beds and that new cases could not be admitted. Plans have been prepared for the extension of the hospital accommodation in the main asylum by the erection of an enclosed verandah on each side. It is expected that the provision for defectives in the new institution at Lennox Castle will set free the accommodation at Stoneyetts, and it is understood that this may be utilised for lunatic patients. This cannot take place for a considerable time.

The District Board continue their endeavours to place suitable patients in institutions belonging to other districts, but it is recommended



that, in regard to this method of relieving accommodation in the Asylum, the fullest consideration be given to the claims of the boarding-out system. It is pointed out in this connection that it is undesirable that the Asylum should be enlarged to such an extent as to interfere with the necessary unity of control.

With regard to the marked increase in the number of cases requiring bed treatment and the consequent conversion of so much of the main building into hospital annexes, it is pointed out that while the Board do not license District Asylums, and consequently have never fixed the numbers for which there is accommodation, although they have statutory power to do so, they have expressed the view and recommended that a certain area in floor space be allowed per patient according to the type of accommodation. In respect of day-room dormitories, that is to say, hospital accommodation, the minimum amount recommended is 90 square feet per patient. At the second visit some of the day-room dormitories in the hospital annexes were specially enquired into and the measurements were obtained from the resident Clerk of Works. It was found that in male hospital annexes "b" and "c" the amount of floor space per bed is 56 square feet instead of 90. In the male hospital side-room it is 57 square feet. On the female side the hospital side-room at present gives 67 square feet per bed and Division I. 62 square feet. These cases include many of the very infirm patients and those with faulty habits, in whose case it is particularly desirable to provide the minimum accommodation, or more if possible.

Approbation is expressed of the large number of *post-mortem* examinations which have been conducted in proportion to the number of deaths which have occurred.

The general health of the patients is satisfactory, and the able-bodied all have the appearance of being cared for in healthy surroundings and with sufficient attention to outdoor exercise and employment.

The Brabazon class continues the excellent and devoted work which it has maintained for so many years in the Asylum. A small class on the lines of Occupational Therapy is conducted by the Matron with much success.

The dietary is considered satisfactory, the quality of the food being good and the cooking excellent.

The main kitchen has been equipped with a new set of boilers for cooking the staple articles of diet. An interesting addition to the kitchen equipment is a fish-frier. It consists of a range of five pans heated by gas, with ample hot-plate accommodation underneath. The possibilities of this range for introducing more variety into the method of cooking the various articles of patients' diet are many.

The medical work of the Asylum is carried on with keenness and in accordance with modern ideas.

The nursing staff are well trained, and the impression formed was that they are efficient and kindly. Forty-two attendants and 52 nurses hold the certificate of the Royal Medico-Psychological Association for proficiency in mental nursing. Eight nurses are on the State Register.

It is recommended that electric bells be fitted in those dormitories where there is not constant night supervision, so that patients can obtain assistance in any emergency.

Treatment by ultra-violet methods has been recently introduced.

The management of the institution is stated to be most efficient, kindly and progressive.



Inspected 28th February and 13th and 14th August, 1928.

(Average number of patients resident during year, 841.0.)

At the date of the second visit there had been no fresh case of enteric fever for over 18 months. The female patients who were affected during the epidemic were isolated in a special ward, as also were the "carriers." The new building to house the "carriers" is almost completed. It is an interesting example of modern hospital construction, and is obviously intended to serve other purposes should the necessity for its use as an isolation building cease.

A most favourable impression was formed of the medical and nursing work of the institution, which keeps itself abreast of modern requirements. In this connection a solarium and occupational workshops have been approved of by the District Board, and will shortly be erected.

The Occupational Therapy was seen in practice, and it deserves high praise for its standard and the beneficial and ameliorating influences it has on the patients. The work done by the patients has been exhibited at several industrial and agricultural exhibitions, and has gained numerous awards.

A noteworthy feature in the hospitals is the attention devoted to keeping frail and senile patients moving about as long as possible. This requires probably greater watchfulness and more applied care than treatment in bed, and there is no doubt that it is greatly appreciated by these old people.

The day-rooms and dormitories were models of what such rooms should be. They were well furnished, well heated, clean and hygienic.

The inmates are well fed and the dietary is ample and varied.

The clothing of all the patients was substantial, neat and comfortable, that of the women patients being particularly attractive.

An abundant supply of literature is provided and the entertainments and amusements are many and varied.

There are few asylums in Scotland, and none of such importance as this one, that have not some arrangement for a regular survey of the condition of the patients' teeth. The matter is recommended to the District Board for their consideration.

Attention is again drawn to the steady increase in the number of inmates. In a report to the District Board, the Medical Superintendent has pointed out some of the effects of overcrowding. At the second visit it was observed that some of the dormitories in the main building have a number of shake-down beds on the floor at night. Measurement of a number of dormitories shows that, while the normal accommodation recommended by the Board is about 180, there are actually 280 patients accommodated at present.

The death occurred recently of Mr. M'Lulich, who has been House Steward for 33 years. He discharged his responsible duties most successfully and always in a spirit of loyalty to the institution and the interests of the inmates.

The administration of the institution continues to merit confidence for its high ideals and efficiency.



*Inverness District Asylum.*

Inspected 3rd May and 20th July, 1928.

(Average number of patients resident during year, 736.5.)

In this institution the condition of the day-rooms and dormitories as regards cleanliness, comfort and health-giving surroundings left nothing to be desired. The attention given to bright and artistic effects in the decorations is highly commended.

The patients are well fed, and in general presented an appearance of good health. Their material comforts are adequately secured.

As many as are capable of being employed are so occupied. There are many, however, of destructive tendencies and whose mental condition was such as to prevent them engaging in the usual occupations. For such patients it is strongly advised that Occupational Therapy should be introduced on a wide and effective basis. This can only be done by the erection of a special workshop, which might be a temporary structure. In some institutions an army hut serves the purpose; also the appointment of a special arts and crafts teacher is a second essential requisite in making Occupational Therapy a success. Occupational Therapy has for several years passed the experimental stage, and in institutions where it has been in use for a lengthened period the advantages are very evident in the improvement of many patients who otherwise would have continued in their excitable conduct and destructive and often depraved habits.

This institution is now a large one, and it is only right that the nursing staff should be specially considered. The nursing of mental cases is as important and perhaps more onerous than the nursing of patients in a General Hospital. It demands equally those qualities which are found necessary in the nursing of physical cases, and it may safely be assumed that no General Hospital in the country of the size of this institution is without a home for nurses—a home where the nursing staff will be entirely away from the patients and have an opportunity of a complete rest from their arduous and exacting labours under circumstances which would allow them to take up their daily work refreshed and with renewed energy.

The classification of the patients is carried out with much thought and its success is reflected in the remarkable contentment of the patients and the entire absence of noise or undue restlessness. The assiduity of the medical staff and the activities of a highly trained body of nurses are everywhere apparent.

The new Recreation Hall is now in use and has proved to be all that was expected of it as a valuable addition to the amenities of the life of the patients. It is used for religious services on Sundays and for concerts and other entertainments throughout the week. Arrangements have been provided in the structure whereby a cinematograph may be installed. Its equipment is excellent in every way, and most efficient emergency exits have been provided.

The extensive use of open-air treatment in the care of patients suffering from physical disabilities, mainly of a tubercular nature, was noted with approbation.

Everything seen during the visits conveyed the impression of an active and kindly outlook on the part of the management, and a commendable thoroughness in even minor details.



*Kirklands Asylum.*

Inspected 23rd January and 5th July, 1928.

(Average number of patients resident during year, 256.5.)

Enquiry was made into the fire arrangements of this Asylum, and it is learned that an Asylum Fire Brigade is not considered necessary in view of the proximity of the Bellshill Fire Station. The interior of the buildings appears to be well supplied with chemical extinguishers. It is recommended, however, that the existing arrangements be reviewed, and it is suggested that this could best be done by asking a firemaster to report and advise on the adequacy of the existing arrangement.

The condition of the wards and dormitories was satisfactory. Everything was scrupulously clean. Bedding and furniture were comfortable and in good repair.

The improvement carried out at Longdales House reflects much credit on the Asylum Committee and their advisers. There is now no evidence of the ravages made by the underground workings. The house is well heated, comfortably furnished and brightly and tastefully decorated.

A cinema has been added to the means of entertainment of the patients, and a performance is given every fortnight. These fortnightly evenings have been instructive and fruitful of much pleasure.

Approbation is expressed of the number of *post-mortem* examinations which have been conducted in proportion to the number of deaths which have occurred. The percentage is slightly over 80.

A most favourable impression was obtained of the skill and conscientious medical and nursing care given to the patients. The hospitals were in excellent order and the several sitting-rooms and dormitories abreast of all modern hospital requirements.

The general health of the patients is good, and their clothing and food each reach a satisfactory standard.

The institution continues to be managed with much ability and earnestness.

*Lanark District Asylum.*

Inspected 14th and 15th March and 26th and 27th September, 1928.

(Average number of patients resident during year, 1209.0.)

It is gratifying to observe that the District Board have recognised the arduous work and modern necessities of the nursing staff by providing a carefully planned and excellent Nurses' Home for this Asylum, which is in process of erection.

It is hoped, now that the higher voltage electricity has been introduced, that the question of a Winter Garden will be considered, so as to make it practicable in the near future for patients to obtain at the hospital all those advantages of light treatment, hydro-therapy and more suitable and convenient surroundings for Occupational Therapy. The value of these forms of treatment in nervous affections, such as are invariably associated with mental disturbances and mental disorders, cannot be over-estimated.

The excellent work done in the Occupational Therapy classes was noted with approbation, and if in the future these classes and this therapy were united with the other forms already mentioned in one building taking the form of a Winter Garden, the hospital would then form an



ideal clinic suitable for the needs of all Lanarkshire, particularly in regard to the early treatment of mental conditions.

The general health of the inmates was good. Among so many patients there were naturally many requests for discharge. Some of the patients asked for a special interview. These requests were all attended to and interviews given. In no single case was it considered advisable to suggest any change in the present circumstances of the patient. It was noteworthy that such complaints as were made had no reference to ill-treatment or the management of the institution. They were wholly concerned with requests for discharge or pleas for some change in the surroundings.

The condition of the hospitals was commendable, and the medical and nursing care is assiduous, informed and conscientious.

On the Sunday previous to the second visit 421 patients attended Divine Service, and no fewer than 632 patients had attended the sports which were held on the Saturday previous to the visit. The entertainments given to the patients are numerous, and they are well supplied with literature and games to occupy their leisure moments.

The patients are obviously well fed and their clothing is suitable, comfortable, neat and clean. That of the women patients was particularly attractive.

Approbation is expressed of the creditable number of *post-mortem* examinations which have been carried out in proportion to the number of deaths which have occurred.

A large number of the inmates are congenitally mentally defective, and appear now to be capable of being cared for in an institution for defectives. Of these a number are housed in the hospitals, a thoughtful arrangement to avoid their association with the more chronic types of inmates but one which cannot be permanent looking to the growth of the Asylum population. And it is recommended that the District Board should consider whether some early step to provide accommodation at Birkwood is not thus indicated.

All parts of the institution were found clean, well heated, well ventilated and furnished so as to contribute to the comfort and material well-being of the patients.

The beds and bedding in the dormitories were in a most satisfactory state.

The management of the institution is described as progressive in every direction and as carried on with enthusiasm and much efficiency by an adequate and loyal staff.

*Midlothian and Peebles District Asylum.*

Inspected 3rd April and 30th October, 1928.

(Average number of patients resident during year, 332.0.)

The state of Ward I. on the female side of this Asylum has often been the object of adverse comment, and nothing has been done to remedy it. The time has long passed for discussion as to what should be done to this ward, and unless some practical effort is now made the General Board may have to consider the question of not allowing this ward to be occupied by patients.

The day-room and dormitory equipment is adequate.

It is understood that the matter of providing a Nurses' Home, previously recommended, has been under the consideration of the District Board.



At the first visit in the case of a nurse's bedroom taken at random for inspection the conditions in regard to decoration were very disappointing.

In the female hospital the sun-room which is to serve as an extra hospital ward is nearing completion. A large part of it has been fitted with vitra glass. When completed, this ward will be of much benefit and add greatly to the resources of the hospital, which is at present somewhat crowded.

A room which is to serve the purposes of the visiting dentist is at present in the hands of workmen and will soon be ready.

The dietary and the clothing of the patients are reported as being satisfactory.

The general health of the patients is good, and they are well provided for in the matter of exercise and suitable occupation.

The general care and treatment of the patients are in all respects most kindly and conscientious. The hospital conditions are excellent and the nursing staff efficient and active.

Approbation is expressed of the number of *post-mortem* examinations which have been carried out in proportion to the number of deaths which have occurred. The percentage is 81.

The management is characterised by a kindly spirit and a progressive outlook.

#### *Morayshire District Asylum.*

Inspected 5th May and 32nd July, 1928.

(Average number of patients resident during year, 164.0.)

All parts of this institution were found in good order. The patients were in the enjoyment, in general, of excellent health, and they were occupied in sufficient numbers at varied occupations, mainly of an outdoor nature.

It is observed with approbation that a good deal of repainting has been done throughout the institution.

With respect to the installing of modern laundry equipment, which has been for some time under the consideration of the District Board, it is suggested that some extension of the present laundry building should be considered, as it is almost certain that the erection of the proposed machinery in the present space would lead to disappointment in both working efficiency and safety.

The patients are well fed, and there was a noticeable absence of complaint. They were found to be neatly and suitably clad and generally well cared for.

The sitting-rooms and dormitories were scrupulously clean, comfortably furnished and hygienic in all respects.

The arrangements in the hospitals are of a satisfactory description, and the nursing and medical care throughout the asylum appears to be adequate and efficient.

The institution is stated to be managed with much ability and in a conscientious and painstaking spirit.

#### *Paisley District Asylum.*

Inspected 1st March and 19th October, 1928.

(Average number of patients resident during year, 286.0.)

Favourable reference is made to the high recovery rate obtaining in this institution. At the date of the second visit it reached 67.5 per



cent. calculated on the admissions—a figure almost double that of the average of Scottish asylums generally.

The medical and nursing care of the patients in the hospitals is excellent and the condition of the hospitals praiseworthy. The commendable nursing and medical services extend to every patient in the institution, and the recovery rate is an evidence of this. The interest shown by the staff in bringing out the inherent possibilities of each patient in Occupational Therapy is also noted. The new workshop for male patients has been completed and will add to the comfort and opportunities for varied work of the patients.

All parts of the institution were found in good order and well adapted to secure the mental and physical welfare of the patients.

The patients are well fed, well clad and in general enjoy good health and are contented.

The conditions of the patients at Hawkhead House are now good. The new byre at the farm there has been completed, and it should prove of value in assisting the aim of the management to have a pure tubercle-free milk supply.

It is represented that the management of the institution continues upon progressive, economic and efficient lines.

#### *Perth District Asylum.*

Inspected 11th June and 5th October, 1928.

(Average number of patients resident during year, 406·5.)

Compared with the last visit to this Asylum, there was an increase of 21 admissions. This relatively large increase is wholly due to the increased admission of patients suffering from senile decay in whom there is little hope of recovery.

The patients generally were found in good health.

It was pleasing to hear many unsolicited expressions of gratitude by the patients for what is being done for them in the institution. The care given to each individual patient, the knowledge shown of each person's needs and requirements, and the whole state of the institution are models of what a Mental Hospital should be. In this connection it is pointed out that the scrupulous cleanliness, brightness and good taste of the decoration of the several sitting-rooms and dormitories all help to contribute to that generally contented feeling that was noticeable among the patients.

The nursing and medical care is most commendable, and the condition of the hospitals left nothing to be desired.

The patients are well fed and an examination of the diet list shows a commendable attention to variety.

It is represented that the institution continues to be administered and managed with enthusiasm and care.

#### *Renfrew District Asylum.*

Inspected 20th March and 9th August, 1928.

(Average number of patients resident during year, 388·5.)

The whole of this institution, which is completely modern in its structure and equipment, is maintained in a condition which is strikingly attractive and satisfactory, and this was particularly noticeable at the time of the second visit, when the complete repainting of the Asylum



was in progress. The general appearance is further enhanced by the provision of ample accommodation for the patients in every department.

The patients are well fed, and the attention given to their dietary and clothing was noticeably commendable.

The sitting-rooms were found in their usual attractive condition, bright with flowers, suitably heated, and comfortably furnished, and there was an abundant supply of newspapers and general literature.

The attention given to the healthy outdoor employment of the patients is all that could be desired, and it was reported that a start was to be made with Occupational Therapy. An interesting feature of the occupation is a workshop where a number of epileptic male patients are instructed in mattress making and furniture repairing, with marked benefit to their health and contentment.

The dormitories were well ventilated, clean, tidy, and the beds and bedding amply sufficient and kept in good repair.

The medical and nursing care of the patients is most commendable and the hospitals especially reflected this satisfactory condition. They are equipped with all the most modern requirements.

The general health of the patients is stated to be good.

It is represented that the institution continues to be characterised by a high standard of efficiency.

*Roxburgh District Asylum.*

Inspected 19th June and 5th November, 1928.

(Average number of patients resident during year, 362.0.)

It is hoped that the use of Occupational Therapy on an extensive scale will be inaugurated at an early date. Nothing does more to improve the mental conditions of patients whose habits are destructive or degraded than this treatment. Its essential conditions are the appointment of a qualified instructor or instructress in Arts and Crafts who will co-operate with the medical and nursing staff in endeavouring to direct useless and expensive conduct into healthy and useful channels. A further requisite to allow the best results is a general workroom, which can be of an inexpensive nature, to which the patients go and where they can be taught outwith their usual surroundings.

The religious needs of the several patients are adequately attended to, and there are varied and sufficient means of amusement and games and literature to occupy the leisure hours of the patients.

The general appearance of the patients was most satisfactory, indicating a careful and kindly attention to their needs. The hospital arrangements are modern, and the nursing in every department is kindly and conscientious and shows that a high standard of training is in operation.

The patients are reported to be well fed and the hospital sick diet is most carefully attended to.

The patients were suitably clothed. The clothing of the women was varied, attractive and particularly neat.

Every part of the institution was inspected, and the conditions of the day-rooms, dormitories, lavatory annexes, etc., were found to be satisfactory. A number of the dormitories are undergoing redecoration.

An alarm of fire was given during the second visit. The response of the Asylum Fire Brigade and the manner in which they carried out their drill at the part of the building selected were most praiseworthy and showed that their training is skilfully supervised and frequently tested.



A cinematograph is to be added to the facilities for the entertainment of the inmates.

The institution is described as managed with efficiency and economy.

*Stirling District Asylum.*

Inspected 9th and 10th May and 19th December, 1928.

(Average number of patients resident during year, 954.0.)

Everything affecting the welfare of the patients is maintained on that high plane of efficiency which has frequently been referred to in previous reports.

The arrangements for the nursing of the acute and recent cases of mental illness and for the skilled tending of the senile and infirm are very satisfactory. The beneficial effects of treatment in bed in the open air were well demonstrated. The nursing staff are alert and efficient, and all the patients in the institution have the most assiduous and informed nursing and medical care and attention.

It is observed that the class for Occupational Therapy is growing in size and usefulness. Special attention is paid to the employment at this work of patients whose symptoms and habits preclude other forms of employment. This is the real field for Occupational Therapy. It is not designed to withdraw able-bodied and deft-handed patients from the traditionally useful aids to convalescence and contentment represented by outdoor labour and domestic duties. It is fascinating work and has obvious attractions for all, but the quality of the finished articles is of minor importance compared to the effect upon the patients.

The recovery rate of 43.2 per cent. calculated on the number of admissions is most creditable and must be an encouragement to the medical and nursing staff to continue those natural means of therapy which were seen in evidence, namely, treatment by electro and hydro therapy. These methods of treatment, with massage, have been found so useful in all nervous affections and debilitated conditions that they should form an important part of the means of treatment at the disposal of every Mental Hospital.

Favourable comment is made on the admirable arrangements for the meals of the patients, the excellence of the food and the attention paid to their individual needs and idiosyncrasies.

All parts of the institution were found in a good hygienic state, and the dormitories and sitting-rooms were bright, well ventilated, comfortably heated and furnished in such a way as to conduce to the happiness and well-being of the patients.

The new byre at the farm is completed and a tubercle-free herd of cattle is being aimed at. It is satisfactory to know that all the milk required by the institution is now supplied from the farm.

The institution continues to be managed with enthusiasm and ability.

(b) PRIVATE ASYLUMS.

*New Saughton Hall Private Asylum.*

Inspected 29th June and 7th December, 1928.

(Average number of patients resident during year, 41.5.)

It is observed with approval that the introduction of electric lighting into this Asylum has been completed. It has been effected in a satisfactory and economical manner. A room is being fitted up for electrical treatment.



The necessary redecoration of the house after the installation of electric lighting is being proceeded with. Amongst the redecoration already effected, the kitchen department has been completely overhauled and markedly brightened up. It was noted that this department has been placed in the hands of a male cook.

The location of the hospital ward on the male side was never entirely satisfactory. After careful consideration the directors have just completed a structural alteration which remedies the defect in a most satisfactory manner. Four single rooms at the end of the front wing have been incorporated with the associated portion of the corridor, and the new hospital ward promises to conform well to modern requirements. It is proposed also to add a verandah, a provision which, at the same time, will be extended to the hospital ward on the female side.

The medical care of the patients is of a high standard, and the nursing staff appear to be well trained. The kindly relations between the patients and the nurses were in evidence in all parts of the institution.

Dr. James H. Skeen has been appointed and taken duty as Physician Superintendent of this institution. He was formerly Medical Superintendent at Fife and Kinross Asylum, and was previously in a similar position at Kirklands Asylum, Bothwell.

The new Superintendent has resumed the lectures to the nurses, and it is gratifying to find that practically all are taking advantage of the course.

The patients were all very contented. In every suitable case the maximum amount of freedom is granted in respect of parole, and all have abundant opportunities for exercise in the open air.

The condition of the sitting-rooms and bedrooms was found to be very satisfactory.

*St. Andrew's Private Asylum, Hawick.*

Inspected 29th June and 2nd November, 1928.

(Average number of patients resident during year, 1·0.)

The arrangements for the care of the patients in this Asylum were found to be satisfactory, thoughtfully and kindly devised to accord with their varied needs. They are well fed, well looked after in every respect, and the surroundings are ideally comfortable and elevating.

The drive in front of the house is covered with somewhat rough stones, as are also some of the paths round the institution, and it would be an advantage to patients who have to be much in the open air if something were done to smooth these paths and make them more pleasant for exercise.

No unusual incident has occurred, and the administration of the institution is carried on with earnestness and capability.

(c) PAROCHIAL ASYLUM.

*Greenock Parochial Asylum.*

Inspected 17th January and 6th August, 1928.

(Average number of patients resident during year, 242·0.)

This institution is probably too small to allow of the expensive medical equipment for the modern methods of hydro-therapy, massage and light treatment so much in use in a number of other Scottish asylums. There is no special dental treatment nor Occupational Therapy,



but it is recommended to the District Board that an enquiry might be usefully made into these adjuncts of therapy. Elsewhere they have been found most beneficial in the treatment of early and recoverable cases of mental disease and in ameliorating mental states which, unless cared for, result in destructive tendencies and the waste of human energy.

The medical direction is alert and progressive, and the nursing duties in all departments are efficiently discharged by a well-trained staff.

Sporadic cases of enteric fever continue to give much anxiety and trouble, and it is hoped that the new special pavilion for enteric fever "carriers" being erected at Hawkhead for all the "carriers" in Scottish asylums will soon be completed, and the two "carriers" at present in this institution removed. Meantime everything that can be thought of to prevent infection is being done in very difficult circumstances.

It is observed with approval that the defects in the night nursing, referred to in previous reports, have been remedied. There are now 4 nurses on night duty; one comes on duty at 4 a.m. and remains on duty until 2 in the afternoon. This implies the requisite continuous supervision of the patients.

An improvement is to be noted in the comforts of the male patients. They are now all provided with a sleeping garment, and the practice of going to bed in a shirt which was practically never off the patient for a week has properly been discontinued.

It was also learned with interest and approval that the underclothing of the patients is not used promiscuously by all the patients after it has been washed, but that two suits are allowed to each bed, so that the patient concerned has a change of clothing which is to be worn by him so long as he is in the institution.

The female Hospital Ward appears to be somewhat overcrowded with 26 beds. On measurements supplied by the Asylum joiner, 20 beds would conform to the Board's recommendation as to the minimum space desirable in the case of these patients.

In a report of 10th July, 1924, reference was made to certain recommendations of the Firemaster of Greenock which had been accepted by the Committee. These have not yet been completed. A specimen box containing hose for coupling to lavatory stop-cocks was inspected. A number of these are to be distributed throughout the Asylum. It is hoped that the installation of these and the erection of the fire escape staircase on the male side will be expedited as much as possible.

The wards and dormitories were found in good order, clean, well ventilated and adequately furnished. A considerable amount of redecoration has been effected.

The patients were seen at dinner, and the food served was well cooked and satisfactory in quality and amount.

It is represented that the management of the institution is painstaking and alive to the best interests of the patients and that it is efficiently and earnestly conducted.

#### (d) LUNATIC WARDS OF POORHOUSES.

##### *Lunatic Wards, Buchan Poorhouse.*

Inspected 12th May and 16th August, 1928.

(Average number of patients resident during year, 39.5.)

The patients are well nourished and under kindly care and supervision. No complaint of a rational nature was made, and several patients expressed the opinion that they liked to be in the wards.



During the year there was an outbreak of enteric fever. The fever was first contracted by a female nurse and later by three male patients, of whom two recovered and one died in hospital. Enquiries into the circumstances of the outbreak indicate that in the arduous and anxious work of isolating and nursing the cases up to the time of their removal, in conditions not well adapted for the purpose, the Governor and Matron displayed the initiative and devotion which were to be expected of them.

*Lunatic Wards, Cunninghame Poorhouse.*

Inspected 20th April and 25th August, 1928.

(Average number of patients resident during year, 87.0.)

The sitting-rooms and dormitories are in a state of praiseworthy order, brightness and comfort. The beds and bedding are most satisfactory and the bed clothing well taken care of. Everywhere the conditions are hygienic, and tend to brighten the lives of the inmates.

The patients are well fed and their nursing and medical care informed, sympathetic and kindly. The clothing of the inmates is good; the female patients are dressed in a neat and attractive manner.

Most of the patients are well employed at varied useful occupations, and the small number who are unemployed are either very senile or profoundly demented.

The management of the wards is of a commendable nature.

*Lunatic Wards, Dumbarton Poorhouse.*

Inspected 21st February and 24th September, 1928.

(Average number of patients resident during year, 42.5.)

The wards and dormitories were found in most commendable order. The bedding was attractively clean and comfortable.

The care and attention given to the patients is most praiseworthy, and a genuine interest is shown by the nursing staff in their general well-being.

The patients are well fed. The comfortable, suitable and varied clothing is commendable, the brightness and neatness of attire of the female patients being specially noticeable.

It would add materially to the comfort of the patients, many of whom are not in robust health, if hot water were put on in the new lavatories attached to the dormitories.

The whole inspection revealed the earnest desire and zeal of the Committee to do all that is necessary for the happiness and welfare of the patients.

*Lunatic Wards, Dundee (East) Poorhouse.*

Inspected 23rd March and 13th July, 1928.

(Average number of patients resident during year, 97.5.)

The sitting-rooms and dormitories were found in good order, and the material welfare of the patients receives kindly, conscientious and lively consideration both from medical and nursing standpoints. There was no undue noise or excitement in any of the sitting-rooms. The patients are very tidy and clean in person and adequately clothed.

The relations between the patients and the staff are of the most harmonious nature.

The wards are managed with undoubted ability and real concern for the best interests of the patients.



*Lunatic Wards, Govan Poorhouse (Southern General Hospital).*

Inspected 30th January and 6th July, 1928.

(Average number of patients resident during year, 203·5.)

The patients were found in good general health. Their material comforts are adequately provided for and they are generally contented.

The wards are in good condition, and the state of the dormitories is satisfactory. The lavatory annexes have now been completed.

The wards continue to be managed with great efficiency and skill, and it was obvious that the needs and requirements of the individual patients are adequately attended to.

*Lunatic Wards, Inveresk Poorhouse.*

Inspected 18th April and 13th November, 1928.

(Average number of patients resident during year, 30·5.)

The material comfort of the patients is well attended to. They are suitably fed, comfortably clad, and their surroundings in the sitting-rooms and dormitories are such as to conduce to their material well-being, and show that the management is active, conscientious and primarily concerned with the best interests of the patients.

Electric lighting has been introduced throughout the institution, and the arrangements in the lunatic wards include night-lights in the dormitories. New baths have been fitted in the male bathroom. The recommendation of a previous report with regard to fire-extinguishers has been given adequate effect to.

*Lunatic Wards, Kincardineshire Poorhouse.*

Inspected 2nd May and 17th August, 1928.

(Average number of patients resident during year, 40·5.)

There was no case of bodily illness at either visit, and the general health of the inmates was good. They look neat and clean, are well nourished and give the impression that they are under good care. All the inmates attend Divine Service on Sundays and Thursdays.

The condition of the wards is most commendable. Some repainting has been done on the female, side and the decoration is bright and pleasing.

A new shed for wood cutting has been erected. No inmate is allowed to operate or go near the circular saw when the machinery is in motion.

In the laundry there is an uncovered hydro extractor. It is recommended that it should be protected by having a cover placed over it in order to prevent accidents when it is in motion.

The front of the building has been greatly improved by the demolition of the walls formerly enclosing two courts on either side of the main entrance. The grounds in front of the wards are very attractive.

The new house for the Governor is nearing completion, and it is learned that the Governor's present quarters will be used by the staff.

*Lunatic Wards, Lewis Poorhouse.*

Inspected 27th June and 12th November, 1928.

(Average number of patients resident during year, 32·5.)

All the patients were seen individually and no complaints were made. The day-rooms and dormitories are clean, well aired and comfortable.



A new heating installation has been agreed to and should prove satisfactory.

The state of the garden reflects great credit on the Governor—and is a practical demonstration of what can be done in Lewis. Sufficient vegetables are grown to supply the institution for the whole year and sufficient potatoes to last from the middle of July till the end of February.

*Lunatic Wards, Linlithgow Poorhouse.*

Inspected 18th April and 3rd December, 1928.

(Average number of patients resident during year, 31·0.)

The attention given to the inmates, so far as their bodily requirements are concerned, continues to be well maintained in every respect, and the condition of the sitting-rooms and dormitories, and the provision made to keep all who can be employed well occupied, are such as to conduce to the comfort and bodily and mental health of all the patients.

Dr. Hunter, who has been Visiting Medical Officer to the Poorhouse for many years, retired on 30th June. He always showed an active and most kindly interest in the patients in the lunatic wards. He has been succeeded by Dr. Candlish.

*Lunatic Wards, Long Island Poorhouse.*

Inspected 20th June and 22nd November, 1928.

(Average number of patients resident during year, 42·0.)

All the patients were seen and spoken to. No complaints were made, and many expressed satisfaction with the treatment they received.

No oculist has yet been employed, but a dentist has seen several patients and extracted teeth in two cases.

Although many of the patients are old, the average general health is good, and there was none in bed at either visit.

The day-rooms and dormitories are clean, bright and well aired, the patients healthy and suitably dressed.

A general atmosphere of kindness and comfort pervades the institution, and the relationship between staff and patients is excellent.

The work done on the farm is of an exceptionally high quality. Sufficient potatoes and vegetables are grown to supply the institution for a year, and 204 bushels of oats were threshed this year. There is now plenty of pasture for the cows and an abundant milk supply. For the last six months patients have had porridge and milk twice a day, preferring this for their evening meal to tea and bread.

*Lunatic Wards, Old Monkland Poorhouse.*

Inspected 18th January and 2nd July, 1928.

(Average number of patients resident during year, 49·0.)

The inmates were all seen and conversed with. They are well cared for in all respects and are in good general health.

Many of the male patients are becoming infirm and unable to do active work. It is learned that the presence of so many able-bodied persons in the ordinary wards has somewhat curtailed the work in the garden available for the lunatic ward patients, whose special department it was for many years.



The evening meal continues to be varied and much improved. In addition to tea, bread and butter there is some "extra" every evening, such as cheese, tinned salmon, potted meat, etc.

The wards are excellently managed and maintained in good order and in conditions which contribute to the comfort and happiness of the patients.

*Lunatic Wards, Paisley Poorhouse.*

Inspected 12th January and 21st September, 1928.

(Average number of patients resident during year, 110.5.)

The medical care of the patients is commendable, and the management of the wards is not only capable and efficient but considerate for the best interests of the patients, none of whom had any complaint to make or had any reasonable grounds for dissatisfaction.

Seventy of the patients were actively employed at varied occupations, with obvious advantage to their physical and mental health.

The patients are well fed and well clothed, and their surroundings in the day-rooms and dormitories are such as to conduce to their general health.

The wards are in excellent order, scrupulously clean and comfortably equipped in all respects. The linoleum floor coverings in all the sitting-rooms and dormitories have been recently renewed.

*Lunatic Wards, Perth Poorhouse.*

Inspected 23rd February and 31st October, 1928.

(Average number of patients resident during year, 40.0.)

The patients are well cared for in all respects. They were seen individually, and no one made any complaint. They are all neatly and suitably clad and appear to be well provided for in respect of exercise and out-door relaxation.

The wards and dormitories were found in good condition, clean, well aired and comfortably furnished.

The management is most conscientious and kindly.

*Lunatic Wards, Wigtownshire Poorhouse.*

Inspected 14th June and 10th October, 1928.

(Average number of patients resident during year, 36.5.)

All the patients, who were individually seen at each visit, appeared to be in good general health, and are provided with agreeable, healthy occupation. They were all very contented and no one made any rational complaint. Indeed, several patients of both sexes expressed unsolicited approval of their kind treatment.

The wards are in satisfactory order and the management is kindly.

(e) ESTABLISHMENT FOR STATE AND CRIMINAL LUNATICS.

*Perth Prison.*

Inspected 11th January and 21st August, 1928.

(Average number of patients resident during year, 71.5.)

All parts of this institution were found clean, hygienic, comfortably heated and well ventilated.



The dinner on the day of the second visit consisted of soup, meat, potatoes and bread, and where owing to some idiosyncrasy or bodily ailment the dietary is not suitable adequate substituted dietary is given.

There were no complaints with reference to the management of the institution, which is conducted in a humane and conscientious manner, with due regard to the material well-being of the inmates.

The health of the inmates generally is good. Each of them was seen and given an opportunity of making any statement he or she desired to make.

#### (f) MENTAL OBSERVATION WARDS.

By arrangement with the Department of Health for Scotland, Mental Observation Wards have been established as follows at:—

- (1) Dundee (East) Poorhouse.
- (2) Eastern District Hospital, Glasgow.
- (3) Govan Poorhouse (Southern General Hospital).
- (4) Paisley Poorhouse (Craw Road).
- (5) Stobhill Poorhouse, Glasgow.

These wards are visited, as a rule, twice annually by the Medical Commissioners of the Board, and their reports are circulated to the Board. A copy is also sent to the Department of Health for Scotland for their information.

The following remarks, in the case of each of these wards, are based upon the Medical Commissioners' reports:—

##### *Dundee (East) Poorhouse.*

Inspected 23rd March and 13th July, 1928.

The wards continue to be carried on in a praiseworthy manner, and they are well administered.

The work done by the medical and nursing staff is also of the most commendable description, and is evidently appreciated by the patients who were conversed with.

There are 8 men and 9 women under treatment, and all are suitable cases for these wards.

Over 300 patients have been treated in less than a year.

##### *Eastern District Hospital, Glasgow.*

Inspected 12th June and 16th November, 1928.

Each inmate was seen and spoken to. Every one of the patients was suitable for care and treatment in such wards.

The conditions of the wards leave nothing to be desired, and their management, along with the medical and nursing care, make them models of what such wards should be.

The valuable work done by Dr. Mackenzie in the treatment of early and temporary mental affections cannot be too highly appreciated.

Five hundred and twenty-one cases were admitted for treatment during a period of 11 months.



*Govan Poorhouse (Southern General Hospital).*

Inspected 30th January and 6th July, 1928.

The wards were found in excellent order, and from several of the patients there were evidences of grateful appreciation for the care and kindness shown to them. The conditions under which they are treated are in every way satisfactory.

Three hundred and fifteen patients were admitted and treated during the year.

*Paisley Poorhouse (Craw Road).*

Inspected 12th January and 21st September, 1928.

At the second visit there were 4 patients under treatment, all of whom were of a nature suitable for care in such wards.

The wards are well equipped for their purpose and the care of the patients in regard to medical treatment and nursing is on excellent lines.

*Stobhill Hospital, Glasgow.*

Inspected 13th June, 1928.

The nursing and general care of the patients are excellent, and the wards provide proper accommodation and treatment for very varied types of early mental disorder.

Dr. Anderson's expert knowledge and his enthusiasm in scientific research greatly increase the value of these wards.

## XI.—PATIENTS IN PRIVATE DWELLINGS.

### NUMBERS OF PRIVATE AND PAUPER LUNATICS.

The number of lunatics other than paupers who were provided for in private dwellings, with the sanction of the Board, on 1st January, 1929, was 68. Of these, 28 were persons whose means have been placed under curatory by the Court of Session or by a Sheriff Court. Of the whole number, 33\* were in houses which possessed special licences for the reception of not more than four patients, and 35 were placed singly in houses which, having only one patient, require no licence. The number of houses possessing special licences for the reception of private patients was 36 on 1st January.

\*Includes 4 private patients resident in houses licensed for pauper patients.

All pauper lunatics, wherever placed, come upon the register of the Board, and we are fully informed by visitation or otherwise as to the mode in which they are provided for, and of every important fact concerning them. The relation of the central authority to every individual member of the pauper class of the insane is peculiar to Scotland. In no other country is every lunatic whose maintenance is contributed to from public sources under the direct supervision of the central authority. The number of pauper patients provided for with the sanction of the Board in private dwellings on 1st January, 1929, was 1,554, showing a decrease of 41 compared with the preceding year. The number admitted during the year to the roll of pauper patients in private dwellings was 102, which is 6 more than last year. Of these, 27, or 16 more than last year, were resident in private dwellings when first reported to the Board



and remained with our sanction under private care, and 75, or 10 less than last year, were removed from asylums. Of the total number of pauper patients in private dwellings, 6 were certified sane during the year, 7 were removed from the poor-roll by their friends, 81 were removed to asylums, and 49 died—the death rate being equal to 31 per 1000.

During the year 1928, all lunatics and mental defectives in private dwellings were visited by the officers of the Board.

*General Reports on the Visitation of Boarded-Out Patients.*

Dr. H. Ferguson Watson reports as follows:—Guardianship generally has been satisfactory and little fault has been found with the standard of care. A small number of patients had to be removed on account of unsatisfactory conditions. It is to be regretted that, on account of the advancing age of some guardians who had had patients for over 40 years, some patients had to be moved because there was no relative to take up the duties. In the country districts there is no scarcity of suitable work; but in towns too many patients, residing at home, have no useful employment and spend their time walking the streets or add to the numbers who frequent the street corners.

Since the passing of the Mental Deficiency and Lunacy (Scotland) Act, 1913, much public interest has been aroused. After-care Associations have been organised, Vigilance Societies have been formed, children are examined in the schools, the unfit are detected, some are notified to the Board, a proportion are placed in Special Schools and some are certified. By early certification crime has been reduced and the prisons contain fewer numbers; prostitution is much less and would be further reduced by early certification. Before the passing of the 1913 Act in one city alone 17,000 prostitutes were known to the police. It is doubtful, however, if clandestine sexual intercourse is less. There are a number of domestic servants who contribute to the ranks of illegitimacy and because they have been found capable of earning their own living they have not been considered as defectives. Some notes are herewith appended on three selected cases which have come under my personal observation.

CASE I.—A farm servant, aged 28, was seen in a Poor Law Institution where she had given birth to a child. Her personal history showed that she had reached Standard II. at school. She had no knowledge of figures, did not like school, frequently played truant and finally ran away from home. For a time she lived in a tinker's camp, developed loose morals at an early age and had an abortion. At the age of 17 she had a child and since then has had 4 more. Each child had a different father. Three of the 5 children were seen and when I reported that the mother and 2 of the children (who were imbecile) were defective the Local Authority concerned had them certified.

CASE II.—A farm servant. Age unknown. I have never been able to see this woman though I have followed her in Inverness, Perth, Stirling, Lanark, Dumfries and Kirkcudbright. She disappears whenever she learns that enquiries are being made and I understand she has now found a home in Ireland. At each farm when I called the story was invariably the same—a fine worker, quiet in every respect, but men will not leave her alone. She has had, to my knowledge, 8 illegitimate children. I have had an opportunity of seeing 6 and all have been certified as feeble-minded.



CASE III.—A domestic servant, age 45. Quiet, does not take alcohol and is a good worker. Every situation she left was on account of pregnancy. She has had 6 illegitimate children and all to different fathers. She was certified soon after the passing of the Act and though a boarded-out patient she has had no more children and not likely to have more now as she had a premature "change of life." One of her sons was in a Reformatory for theft, one daughter has an explosive temper and has frequently committed assault. Another daughter, resident in a Certified Institution, is difficult to manage and has escaped several times.

It is suggested that every unmarried expectant mother resident in a Poor Law Institution should be carefully examined and her personal history investigated; but special attention should be directed to all those under 20 and more especially if the woman has had a previous pregnancy and to a different man, with a view to ascertaining whether certification is not necessary. It cannot be too strongly emphasised that the chances of immoral relationship with a *certified* patient are few and in my area no case of pregnancy was recorded during the year under review. In previous reports I have drawn attention to this subject but the matter is one of such obvious importance that repetition can do no harm.

In common with other sections of the community, guardians in many instances have moved into larger and better houses. Since the adoption of the housing scheme it is estimated that 25·35 per cent. of the guardians in the city, urban and mining districts have obtained a more commodious house. Formerly a great proportion of such patients were residing with their relatives in a slum area and in a single apartment, situated in a district where excess of alcohol was used, loose morals were the rule, gambling and obscene language very rife and where a polluted atmosphere and restricted freedom exercised a deleterious effect on those whose mental condition was such that it became much more receptive for evil than for good. The overcrowding of these single apartments and the resulting misery has to be seen to be believed. Apart from the conditions seen on official duties, I have visited some of the adjoining houses and have made many notes on the social conditions of this unfortunate class; and have had opportunities of seeing 2 instances where 16 persons were residing in a single, dark, dirty room, 10 instances where 12 were together and in 33 cases where there were 10.

It has been already noted that in the mining areas many guardians have obtained a better class of dwelling. In the Highlands and Islands the superstitious ideas regarding the white house are rapidly becoming dispelled. The so-called black house is being demolished everywhere and a modern house taking its place. Little change has taken place on the smaller farms throughout the country but, as a rule, housing conditions, though not ideal, are suitable for those boarded-out and are quite passable.

During the years I have been in the district now reported on I have done everything in my power to stimulate interest in the Boarding-out System. Numerous officials have been interviewed, prospective guardians have been seen, their houses inspected and names have been sent to Inspectors of Poor. On the whole, the results have not been disappointing. In so far as this district is concerned, there has been no falling off during the past two years. In 1928 the total number of patients seen was 1,156 as against 1,092 for the previous year. The



increase is not altogether due to the admission of defectives, and it is satisfactory to note that there is an increase in every county but two. From time to time the question of overcrowding in Asylums arises and various remedies have been suggested. I am not in favour of interfering with the powers of the Superintendents and consider the good relations should not be disturbed but perhaps fresh interest will be aroused in the Boarding-out System when the present Poor Law system is absorbed by the County Council.

Dr. Gibson Reports:—I have to report that the care and comfort of the patients in private dwellings has been fully maintained during the last year. Guardians have been active in the performance of their duties and alive to the interests of their charges. The patients have been found to be kept clean and neatly dressed, while the bedding and the provision of firing in cold weather has been found to be sufficient. The food supplied in the country districts is very good, and this is especially the case where patients are boarded-out with guardians who have farms or market gardens. Where patients reside with parents or relations the standard of care varies with the district in which they live and with the prosperity or otherwise of the household. It may be definitely stated that in almost every respect in which it depends on the activities of the guardians, the standard of care falls below that observed where patients are boarded with strangers. Medical Officers and Inspectors of Poor have discharged their duties satisfactorily. Only in exceptional cases have the statutory visits not been recorded. Medical Officers have been ready and prompt at all times to give such advice and treatment as was requested of them. Such recommendations as were put forward for the supply of spectacles, dentures and other requirements have been sympathetically received by Parish Councils and the necessary appliances have been provided. At the same time Inspectors of Poor have been found to be regular in the supply of clothing and boots, and ready to accept any suggestions intended to enhance the comfort of the patients. The difficulty of finding guardians is not nearly so great as was formerly the case. One Parish Council in the south, which advertised for a suitable home for a single patient, received 150 applications in the course of a few days. The scarcity of guardians cannot therefore be urged as valid difficulty in the boarding-out of patients, which may be ascribed to other causes, *e.g.*, in the case of mental defectives, the reluctance of parents to allow their children to be placed with strangers. This desire on the part of parents to retain their mentally defective children with them may spring from perfectly natural motives and may be entirely disinterested; it is, however, often detrimental to the best interests of the defectives. This is more especially the case in respect to male patients. Frequently male defectives have been observed in slum dwellings, leading empty, purposeless lives with no occupation beyond standing about in the crowded streets or loafing around the entrance of a close. Living amid distinctly poor surroundings they are liable or even certain to meet and mix with associates who will do them little or no good and from whom they may learn all manner of bad habits. So obvious are the advantages of boarding-out in instances such as these, that the refusal of parents to consider it, is difficult to understand. Nothing can be better for the high grade male defective than to board him out on a small farm or croft, where with a certain amount of work, in addition to good food and fresh air, his outlook is enlarged, his mind occupied and his physique improved. In spite of painstaking attempts to enable the parents to realise the advantages of such a life, they are not easy to convince. They prefer to keep their



defective children with them in the slum conditions mentioned above, whether from motives of affection, because of the advantages accruing to the receipt of an alimant or the benefits of having someone at home to help in the work of the house.

The employment of mental defective patients is an important matter. That they can, and do, work at certain occupations is not disputed and is eminently desirable. Garden or farm work and household duties are the most suitable spheres for their activities. Apart from their actual intellectual incapacity, the fact of their being certified patients renders it undesirable that they should undertake any form of occupation in which any element of danger either to themselves or others may exist. Recently a female mental defective was found employed at a level crossing on the railway. Another defective was engaged as lift-boy on an elevator in a factory, while a third was on the point of being apprenticed to a barber in order to learn the trade. It is unnecessary to state that as soon as the attention of the local authorities were drawn to the matter, more appropriate employment was arranged for these patients. Less fitting occupations than household or farm work are those associated with modern industrial conditions, in factories or workshops. Although conditions of labour have greatly improved, it does not seem right that a mentally defective boy should be doing full time as a rivet catcher, while another should be employed for long hours wrapping up parcels. At the same time a mentally defective girl was found to be employed in washing up dishes in a restaurant for very long hours. To expect these persons to compete with their normal fellow workers introduces an element of hardship, and incurs the danger of exploiting these unfortunates who, on account of the mental defect are less able to stand up for themselves.

In conclusion, I am pleased to be able to report that the excellent relations which have always existed between the Board of Control and the Local Authorities, has been fully maintained in the districts I have visited during the last year.

Dr. Kate Fraser Reports :—It is gratifying to be able to report that, with very few exceptions, the care and supervision of pauper lunatics and certified defectives under guardianship in private dwellings continues to be of a high standard.

Much credit must be given to the Inspectors of Poor for the care with which homes are chosen and the consideration given as to whether a particular patient will get on well with a particular guardian. Naturally with so little knowledge of how an individual accustomed to institution life is likely to react to home life, difficulties do occur between some patients and guardians, but I have found the Inspectors of Poor in the districts in my area always ready and willing to adopt any recommendations made to improve the situation. Sometimes a change of guardian meets the situation, at others some minor adjustment is all that is required.

The length of time many patients remain with one guardian shows how they settle down and become participators of the family life.

As evidence of the attachment of an old guardian to the patient I have, by the kindness of the Inspector of Poor of Govan, permission to quote part of a letter received by him from a guardian who was giving



up her farm and going to live in a small house where she would have no accommodation for her patient. This patient, a lunatic, had been an excellent farm servant but had been able to do little for a good many years past. He was moody, at times bright and amusing, at others cantankerous and difficult to live with. When on various occasions, I suggested his returning to an institution his guardian always protested that he had been with them so long and was so much one of themselves and had done so much for them that she "couldn't part with Davie." She hated to think of his going to another outside guardian who might not humour him and might expect him to work too much. She writes :—

"The Inspector said if we heard of any home for him, but really, Mr. Baillie, he would be better to go to a home meantime and see what you think about him later. He has not been much use all Winter. He seems to have a pain, a rheumatic in his leg, and his feet have been bad with chilblains, &c. We did not want to see him go so long as we were here and had plenty of room for him. Indeed, I do feel about him going. He has been with us all the 25 years we have been here."

This is not a unique instance. Many similar cases of real attachment between guardian and patient could be quoted to illustrate the advantage of boarding out in a good home.

## XII.—EXPENDITURE FOR MAINTENANCE OF PAUPER LUNATICS.

The expenditure of Local Authorities, on the maintenance of pauper lunatics, for the year ended 15th May, 1928, was as follows :—For the maintenance of pauper lunatics, who were under care for longer or shorter periods during the year, in asylums, lunatic wards of poorhouses, and private dwellings, and for other expenses connected with them, a total sum of £781,586 was paid ; of which £677,436 was for maintenance in asylums (including Institutions for Imbecile Children\*), £38,828 was for maintenance in lunatic wards of poorhouses, £50,728 was for maintenance in private dwellings, and £14,594 was for certification, transport, and other expenses. Of this expenditure, £51,593 was repaid by relatives and others, and £115,703 was contributed from the Local Taxation Account, in terms of Section 22 of the Local Government (Scotland) Act, 1889, and of Section 2 of the Education and Local Taxation Account (Scotland) Act, 1892. The net expenditure by Local Authorities on the maintenance of patients was thus £614,290, which is £4,177 less than the expenditure of last year.

## COST OF FOOD, CLOTHING, ETC.

Table XVII. shows in detail the expenditure on the maintenance and management of pauper lunatics in each District Asylum during the financial year 1927–1928, and the net cost at which the patients of each asylum are maintained. The average cost of maintenance and management per patient for the year 1927–1928 is £53 7s. 6d., and after a deduction of farm profits, etc., the average net cost is £42 4s. 3d., which shows a decrease in the net cost of £8 8s. 6d., per patient as



compared with the previous year. The expenditure under such heads of these tables as embrace articles produced by asylum farms and gardens is liable to be more or less affected by varying estimates of value, but as an over or under estimate of the value of farm produce would only have the ultimate effect of increasing or diminishing the apparent profit on the farm account, they cannot affect the "net maintenance expenses," which are stated under deduction of farm profits. The following statement shows the total expenses per patient, as shown by the table, in all District Asylums for the year 1927-28, and the expenses under the six heads specified:—

YEAR 1927-1928.							Total Mainten- ance Ex- penses, without deduction of profit on Farm, &c. *.
District Asylum.	Food.	Tobacco (per male patient).	Wines, Spirits and malt Liquors.	Clothing, Boots and Shoes.	Salaries and Wages.	All other Ex- penses.	
	£ s. d.	£ s. d.	£ s. d.	£ s. d.	£ s. d.	£ s. d.	£ s. d.
Aberdeen -	13 14 7	1 2 0	0 1 0	2 6 1	25 0 7	13 3 7	54 16 8
Argyll -	17 19 8	1 16 11	0 2 11	2 10 2	19 6 5	11 0 6	51 17 6
Ayr -	14 2 4	1 8 3	0 0 3	2 9 0	19 2 1	11 6 0	47 14 6
Banff -	15 8 0	1 4 7	0 4 1	2 7 8	13 7 6	13 0 10	45 1 9
Dundee -	13 14 2	1 16 4	...	1 19 9	19 12 6	12 19 10	49 3 9
Edinburgh -	20 11 6	1 1 3	0 3 2	2 7 0	24 19 6	14 1 4	62 12 10
Elgin -	15 9 5	2 3 4	0 2 0	2 10 2	17 17 7	11 15 11	48 11 7
Fife -	15 2 6	2 1 3	...	3 14 3	16 16 7	12 0 5	48 13 3
Glasgow (Gartloch) -	14 7 7	1 13 11	0 2 6	2 6 1	29 8 2	13 3 11	60 7 1
Glasgow (Woodilee) -	14 4 6	1 14 4	0 1 3	2 16 5	25 5 6	10 10 1	53 17 1
Govan -	15 3 5	1 8 2	0 2 0	2 16 0	27 10 10	11 8 11	57 17 4
Haddington	18 3 8	1 8 9	0 0 1	3 7 6	11 13 6	12 13 1	46 10 6
Inverness -	16 15 1	1 15 11	0 2 3	3 12 9	18 7 9	13 15 10	53 12 3
Kirklands -	13 15 9	1 9 5	0 1 0	2 10 2	25 14 4	13 5 7	56 3 7
Lanark -	13 4 5	1 1 8	0 1 3	2 18 1	23 17 8	9 12 9	50 5 10
Midlothian -	15 16 8	1 9 6	0 9 7	2 12 6	16 16 9	14 10 11	51 1 2
Paisley -	15 10 5	1 4 1	0 3 6	3 1 10	19 15 0	12 11 5	51 15 7
Perth -	13 16 6	1 11 0	0 0 10	2 7 8	15 10 9	9 9 1	41 19 5
Renfrew -	16 8 10	1 10 7	0 0 3	2 17 6	25 18 6	18 4 8	64 4 9
Roxburgh -	18 19 2	1 9 10	0 3 8	2 5 4	22 8 6	12 11 6	56 17 9
Stirling -	14 12 10	1 8 2	0 0 7	2 18 1	21 7 1	11 6 3	51 0 10
Average -	15 11 6	1 9 9	0 1 9	2 14 10	22 4 7	12 10 1	53 7 6

\* These calculations are made upon the average numbers of patients actually resident.

#### COST OF MAINTENANCE.

As regards asylums, the average weekly cost per head is 19s. 9d., which, calculated for the year, is £51 12s. 8d.

In licensed wards of poorhouses, the weekly cost is 16s. 11d., or £44 4s. 6d. per annum.

As regards private dwellings, the average weekly cost is 12s. 3d., or £32 0s. 6d. per annum.



## XIII.—DANGEROUS LUNATICS.

The following statement shows the number of persons sent to asylums as dangerous lunatics in each of the ten years 1919–1928, at the instance of the Procurator-Fiscal, under the provisions of the 15th Section 25 and 26 Vict. cap. 54 :—

1919	-	-	-	0	1924	-	-	-	0
1920	-	-	-	1	1925	-	-	-	0
1921	-	-	-	1	1926	-	-	-	2
1922	-	-	-	0	1927	-	-	-	8
1923	-	-	-	0	1928	-	-	-	2

\* For pupils in Baldovan and Larbert Institutions not certified under the Mental Deficiency and Lunacy (Scotland) Act 1913.

## XIV.—ALIEN LUNATICS.

During 1928, 14 pauper lunatics were removed from Scotland as having no settlement in that country. Of these patients, all of whom were removed from asylums, 12 were sent to England, 1 to Ireland and 1 to another country.

## XV.—LUNATICS UNDER JUDICIAL FACTORS.

At the end of December, 1928, there were 1369 persons reported to us by the Accountant of the Court of Session as under judicial factory in consequence of mental unfitness for the management of their affairs. This number is exclusive of some cases in which the means of the wards have been exhausted, though the factory has not been formally discharged by the Court.

These persons were disposed of in the following way :—

1022 were in asylums in Scotland ;

267 were in private dwellings in Scotland under the care either of relatives or of unrelated guardians ; and

80 were resident either in asylums or private dwellings beyond the direct jurisdiction of the Board.

All patients resident in Scotland whose estates are under the management of judicial factors were visited by our officers during the year, except some whose position and circumstances were otherwise satisfactorily known, and in whose cases visitation was thought undesirable.

## XVI.—THE NUMBER AND DISTRIBUTION OF MENTAL DEFECTIVES AT 1st JANUARY, 1929.

The number and distribution of certified mental defectives on the Register of the Board at 1st January, 1929, were as follows :—

	Private.			Rate-Aided.			Totals.		
	M.	F.	T.	M.	F.	T.	M.	F.	T.
In Certified Institutions for Adults	2	...	2	288	346	634	290	346	636
In Certified Institutions for Juveniles	63	47	110	591	545	1,136	654	592	1,246
In Private Dwellings - - -	6	2	8	536	558	1,094	542	560	1,102
In the State Institution - -	...	...	...	...	...	...	3	...	3
TOTALS - - -	71	49	120	1,415	1,449	2,864	1,489	1,498	2,987



The following are general results during 1928 as compared with 1927 in regard to registered mental defectives :—

There was a total increase of 72, due to an increase of private patients by 5, an increase of rate-aided patients by 65, and an increase of 2 patients in the State Institution.

The total increase of 72 arose from an increase of the number in institutions by 57 and an increase of the number in private dwellings by 15.

The increase of 57 in institutions arose from an increase of 5 private patients, an increase of 50 rate-aided patients and an increase of 2 patients in the State Institution.

The increase of 15 in private dwellings arose from an increase of 15 rate-aided patients.

## XVII.—STATISTICS OF CERTIFIED INSTITUTIONS FOR MENTAL DEFECTIVES.

(SEE TABLES AT END OF APPENDIX TO REPORT.)

### *Admissions.*

The total number of patients admitted to Certified Institutions during 1928 was 169, which is 45 less than in the previous year.

Of the 169 patients admitted, 14 were private patients and 155 were rate-aided patients, as compared with 16 and 198 in the previous year.

### *Discharges.*

During 1928 there was an increase of 17 in the number of discharges from institutions, the total number discharged being 87, of which 6 were private patients as compared with 3 in 1927.

### *Deaths.*

The number of deaths during the year was 27—a decrease of 2 as compared with the number for the previous year.

The recorded main and contributory causes of death were as follows :—

Epilepsy and Convulsions - - - - -	8
Tuberculosis, including Phthisis - - - - -	7
Diseases of the heart and blood vessels - - - - -	4
Pneumonia and other pulmonary diseases - - - - -	4
Debility and old age - - - - -	3
General Paralysis and other diseases of the brain - - - - -	2
Diseases of alimentary, glandular and genito-urinary systems - - - - -	2
Influenza - - - - -	2
Scarlet Fever - - - - -	1

During the year many patients are allowed home from institutions for a holiday in the Summer at the discretion of the Medical Superintendent. In addition to those so liberated, 17 patients were allowed to leave the institutions with the sanction of the Board on periods of licence varying from 3 months to 12 months in order to test their fitness for discharge to their homes. Of that number, 8 were ultimately discharged from the Registers, 6 were returned to the institution, and 3 were still absent on licence at the end of the year.

### *Escapes from Institutions.*

The whole number of escapes during 1928 was 16. Of these, 15 were brought back to the institution, and 1 was discharged.



**XVIII.—PRESENT CONDITION OF ESTABLISHMENTS  
FOR MENTAL DEFECTIVES.***Baldovan Certified Institution.*

Inspected 4th May and 9th November, 1928.

(Average number of patients resident during year, 274.0.)

All parts of this institution were found in excellent order. The patients are well fed and well clothed. Their material well-being in the dormitories and day-rooms is conscientiously and adequately attended to.

All the advantages that education can offer are given; this was manifested in the inspection of the schools, and the evidence of the work done there by the patients revealed that nothing is left undone to bring out the latent qualities of the pupils and workers. The teachers and artisans are painstaking and conscientious and give that necessary attention to the individual which is particularly required in dealing with the education and training of the mentally defective.

The general health of the patients is good. The children in bed were chiefly those very helpless cases whose condition necessitates constant nursing. The medical care and the nursing are adequate in all respects.

The laundry and workshops also produced an agreeable impression. The appearance of the laundry in this institution is always particularly attractive.

It is satisfactory to know that the nurses who occupy a large part of the old building as residential quarters are to be provided for in a Nurses' Home. This and other buildings which the Directors are preparing to erect have necessitated a new drainage scheme. The former septic tank is being replaced by a large one in a different situation, capable of meeting the needs of an extended institution.

Dr. Drummond has been succeeded in the post of Medical Superintendent by Dr. Forbes, who has supervised the management of the institution during the illness of the former. The manner in which, during that period, the care of the children and the various educative activities have been maintained at the high standard so frequently referred to in recent reports is most praiseworthy.

*Barnhill Certified Institution.*

Inspected 9th January and 20th August, 1928.

(Average number of patients resident during year, 51.5.)

The general health of the inmates was found to be satisfactory. They are well fed, neatly and suitably clad and appeared to be well cared for in all respects.

The wards were clean and comfortably heated and ventilated. It is to the credit of the management and the nursing staff that these wards present a satisfactorily comfortable appearance. It is recognised that they are of a temporary nature and not up to modern ideals but an excellent nursing staff and kindly administration have kept any disadvantages at the minimum and the patients are very contented.

The interesting and varied occupations engaged in by the patients continue to be a feature of the institution and their value was demonstrated in the obvious physical and mental improvement of the patients participating in them.

The management of the institution continues to be enlightened, progressive and efficient.



*Birkwood Certified Institution.*

Inspected 8th March and 28th September, 1928.

(Average number of patients resident during year, 107·5.)

It was gratifying to observe the marked progress that the majority of the patients have made in their mental condition as well as in their physical health. This state of affairs is largely due to the attention given to the individual patients in the day-rooms and in the school.

The school is a model of what a school for the teaching of defective children ought to be. A class of children was seen during school hours and the interest and intelligence shown by the class reflects much credit on the teacher. The teacher is a qualified school mistress and is resident in the institution. This is a great advantage from the point of view of education of children as not only has she the opportunity of seeing the children in school but also in those hours when strict discipline of school is relaxed and the mentally defective in particular require special care on account of their peculiar tendencies and habits.

The food supplied to the patients is of an excellent quality, and was well cooked and well served.

The care of the children is in every way most praiseworthy. They were all very bright and happy. Some excellent specimens of handicraft were seen in the school.

The condition of the institution, which is managed in a most active and kindly manner, is very good. Everything was scrupulously clean and the general equipment is not only comfortable but artistically selected and arranged.

*Bridge of Weir Certified Institution.*

Inspected 27th March and 10th August, 1928.

(Average number of patients resident during year, 11·5.)

This institution was found in its usual excellent state of order and the attention given to the patients, both from medical and nursing stand-points, is of a praiseworthy description.

The patients were all seen. Their general health, apart from epilepsy, is good. The majority of them are engaged in some active form of employment and they are very contented.

*Broadfield Certified Institution.*

Inspected 16th March and 6th August, 1928.

(Average number of patients resident during year, 27·0.)

This institution in every respect adequately meets the care of the particular types of defective for whose special and urgent needs it was acquired.

The resident patients were seen individually. They all presented the appearance of being well cared for. They were neatly clothed and bright in demeanour and gave evidence of being happy and responsive to the kindly care and training which are of the most commendable nature.

The sitting-rooms and dormitories were most attractive in appearance.

The patients are well fed and their general health is good. They are employed at agreeable occupations, chiefly out-of-doors, according to their capabilities and much credit is due to the management and the staff for the very obvious way in which these capabilities are extended.



*Falkirk Poorhouse Certified Institution.*

Inspected 1st May and 19th November, 1928.

(Average number of patients resident during year, 80.0.)

A very favourable impression was received at both visits to this institution of the attention to the well-being of the patients in every direction. Their surroundings are most comfortable and the exercise and occupation provided for them is on a most thoughtful and kindly basis. They are well fed, their clothing was neat, tidy, sufficiently varied and attractive.

The conditions of the sittingrooms and dormitories were such as to conduce to the happiness, health and comfort of the patients.

All the sewing, mending and underclothing for the institution is done by the patients and several excellent rugs also made by them were seen.

The institution is well managed and the nursing and medical care of the patients of an excellent and capable nature.

*Gogarburn Certified Institution.*

Inspected 4th April and 18th October, 1928.

(Average number of patients resident during year, 58.5.)

This institution throughout was found beyond criticism in respect of cleanliness, hygienic conditions generally and attractive decoration.

Approbation is expressed of the interesting work which is carried on by most of the boys in garden and field work and the kindly and skilful attention paid to their needs have made a noticeable improvement in the physique, demeanour and contentment of most of them. The girls all work in a cheerful, busy atmosphere and their conditions could not be improved upon alike in respect of kindly supervision and homely comforts.

The general health of the inmates is good and their appearance testified to the high standard which is maintained in everything relating to their welfare.

The food is of excellent quality and variety, and the clothing of all the inmates is commendably neat and suitable.

The management is characterised as conscientious and capable and the staff is said to be competent and sufficient.

*Southern General Hospital (Govan Poorhouse) Certified Institution.*

Inspected 30th January and 6th July, 1928.

(Average number of patients resident during year, 58.0.)

The patients of this institution were found in good general health and all expressed themselves as being happy and contented. Their supervision is marked by great tact and kindness on the part of the nursing staff and there were no complaints of any kind.

The dayrooms and dormitories were agreeably comfortable and orderly.

The dietary is satisfactory and in other respects also the material comforts of the patients are adequately attended to.



*Larbert Certified Institution.*

Inspected 26th April and 7th November, 1928.

(Average number of patients resident during year, 508.0.)

All parts of this institution were found in a praiseworthy state. The work done in the sewing-room and workshops was seen in operation. Among the varied occupations that were in progress, several of the female patients were sewing bedspreads and in the dormitories artistic sewn bedspreads made by the patients gave an atmosphere of brightness and comfort to these rooms.

A striking feature of the training is the patience displayed by the teachers in so many cases of what would generally appear to be unpromising material. One of the girls in the laundry, who does work that keeps her active and happy, was persevered with for 12 months before she understood the simplest rudiments of work. The classes for handicrafts are valuable in training and interesting both boys and girls, not the least part of their value being their usefulness in determining the form of occupation best suited to the patient in adult life.

The food supplied to the patients was ample, suitable and well cooked. The dining arrangements are conducted in a most orderly and satisfactory manner and the behaviour of the patients was most creditable.

The nursing and medical care of the patients is highly commended.

The sanatorium was found in its usual state of excellence; it is well equipped in every way as a modern hospital and is a model of what such a department should be. The attention paid to the care and comforts of the very helpless patients is most praiseworthy.

Most of the older, able-bodied male patients were seen at Larbert House, where they work in the gardens and grounds. This work and certain privileges attached to it are much appreciated by these patients.

Larbert House is proving a most valuable addition to the institution and the private patients there evidently appreciate the excellence of their surroundings.

Plans for a new Colony in the grounds of Larbert House are in a forward state. The site of the Colony is an admirable one and the several buildings proposed to be erected have been designed in an economical, practical and most modern manner.

The management of the institution continues to be most efficient and it is characterised by an energy and enthusiasm which deserve appreciation and whole-hearted support.

*St. Charles' Certified Institution.*

Inspected 26th June and 1st November, 1928.

(Average number of patients resident during year, 124.5.)

The condition of this institution in every department was found very satisfactory at both visits. Everything showed scrupulous attention to cleanliness and order. The beds and bedding are adequately equipped and the day clothing of the children was neat and tidy. The female patients, in particular, were neatly and attractively dressed.

The accommodation provided both in the sitting-rooms and dormitories is of the most adequate description.

The patients were seen at classes for varied employment. The manner in which these classes are conducted and the interest taken in bringing out the possibilities of each individual patient are most painstaking and effective and deserving of much praise.



The health of the patients is generally good and the nursing arrangements are adequate.

The dietary is considered very satisfactory. On the day of the second visit the dinner was well served and the children's orderly demeanour was in keeping with the kindly supervision exercised over them and the painstaking attention bestowed on the improvement of their habits at table and in other directions. The meal was appetising and consisted of stewed rabbit and bacon, potatoes, semolina and milk pudding.

The fire arrangements were enquired into. These appear to be adequate in respect of apparatus. There is no definite arrangement for calling on the services of any public Fire Brigade in a serious situation and it is recommended that the Committee should make enquiries with a view to remedying this. At the same time it would be advisable to obtain the opinion of the Firemaster of such a Fire Brigade on the whole question of fire-extinguishing equipment.

The administration of the institution continues on those progressive and efficient lines which have been commended in previous reports.

*St. Joseph's Certified Institution.*

Inspected 2nd April and 29th October, 1928.

(Average number of patients resident during year, 97.0.)

It is hoped that, in the near future, electric lighting will be introduced and some necessary re-decoration is being very properly postponed until that is done.

The institution was found in good order in all departments and everything was scrupulously clean and comfortable.

The children were very happy and are most devotedly and efficiently cared for.

The dietary is most favourably reported on. At the first visit both dining-halls were visited during the serving of dinner. An excellent meal was provided and it was noted that in addition to an ample supply of rabbit stew with potatoes and vegetables and a milk pudding, each child had an orange. Fresh fruit, apples and oranges are frequently provided and that important item, milk, is supplied liberally and of splendid quality.

A practical demonstration of singing and dancing was given in their school-room by some of the girls. It was most interesting and successful and this demonstration with other evidences of work done in school hours showed the devotion and pains the teachers take in their work.

The fire arrangements have been, as was recommended in a previous report, submitted to the expert opinion of the Edinburgh City Firemaster and his advice has been given effect to.

The management is represented as being very active and conscientious.

*Stoneyetts Certified Institution.*

Inspected 24th February and 3rd July, 1928.

(Average number of patients resident during year, 359.5.)

This institution has been visited by an extensive epidemic of diphtheria. The first case occurred in a female patient and eight days later two other female patients were attacked who were not contacts with the first case. During the early period of the epidemic extensive swabbing of the throats of all patients led to the discovery of 12 "carriers" of the affection. The epidemic continued with remissions



from October, 1927, until the 11th January, 1928. Eight members of the staff and five patients were treated in Lightburn Fever Hospital; the remaining 47 patients and staff were isolated and treated in the institution. It is most praiseworthy to record that no death was due to diphtheria, and the anti-diphtheria treatment was eminently successful. Great credit is due to the Medical Superintendent for his management of this epidemic and for the thoroughness and care which was exercised in the prevention of the spreading of the infection and the cure of those affected.

All parts of the institution were found in excellent order.

The care of the patients is most commendable in every respect. They are well fed and their clothing is neat and varied, while the general appearance of even the most helpless and faulty of them is most creditable to the nursing staff.

The employment of the patients is carried on with thoughtful enthusiasm. The various workshops and sewing-rooms, the kitchen and the laundry provide agreeable employment for a large number of patients. The tactful supervision and kindly interest of the staff were noted during the visits to these departments. At the second visit 80 male patients were being employed as farm and garden workers.

The many forms of training and recreation, which have been alluded to in previous reports, continue to play an important part in the physical and mental development of the inmates and nothing is overlooked that can help in stimulating their interest and promoting their contentment.

In addition to the many and varied occupations and treatment, a pipe band has been begun among the male patients and this band and the dance orchestra played selections during the second visit.

The administration of the institution continues to be of the most commendable description.

*Waverley Park Certified Institution.*

Inspected 2nd February and 24th September, 1928.

(Average number of patients resident during year, 97·5.)

Favourable comment is made on the new school which has now been open for some time and is serving its purpose satisfactorily. Some of the work done by the patients as Occupational Therapy and for educational purposes was inspected. It was most commendable.

In the main kitchen a temporary boiler was seen in use; it is a great improvement on the present method of using large pots for cooking purposes and seems to involve less risk of danger to the patients. It would certainly be advantageous if these large cooking utensils which might be easily upset and so cause a serious accident were done away with and apparatus like to the temporary boiler introduced.

A small extension to the dining hall of the main building has rendered the conditions much better for the comfort of the patients and for the serving of the food.

The dietary is considered highly satisfactory.

The many patients who form the Corps of Girl Guides still continue to enjoy this excellent work and are very devoted to Captain Wallace, who spares no pains to make them efficient, methodical, interested and happy.

The appearance and demeanour of all the girls speak highly for the energy and thought displayed in their care and training. There were no obvious signs of discontent in any one of them regarding their



detention and they all appeared to be very happy in respect of their care and surroundings.

A new piano has been acquired and adds greatly to the entertainment of the patients.

The good work done by the Committee in the direction of caring so efficiently for these defectives and their endeavours to maintain the institution at a high standard cannot be over-estimated.

The management of the institution is most commendable and progressive.

*Perth State Institution for Defectives.*

Inspected 21st August, 1928.

At the date of the visit there were only 2 inmates in this institution.

These 2 inmates are at present housed and associated with the inmates of the Criminal Lunatic Department.

Both were in good health and adequately cared for.

*Defectives under Guardianship.*

During the year ended 31st December, 1928, 1 private and 108 aided mental defectives were certified and placed under guardianship (including 28 dealt with by judicial order), 1 private patient became rate-aided, 77 aided patients were discharged from guardianship and 17 aided patients died. The following table shows the class and sex of the defectives certified during the year :—

Adults.		Children.		Total.
M.	F.	M.	F.	
52	38	11	8	109

The Board notes with interest and satisfaction the development of the Scottish Association for Mental Welfare and anticipates excellent results from its work.

**XIX.—EXPENDITURE FOR MAINTENANCE OF AIDED MENTAL DEFECTIVES.**

The approved expenditure of Local Authorities on the maintenance of aided mental defectives for the year ending 15th May, 1928, was as follows :—

For the maintenance of and provision of accommodation for certified aided defectives who were under care for longer or shorter periods during the year in certified institutions and under guardianship, and for other expenses connected with them, a total sum of £135,870 was expended.



Of this expenditure £4,707 was recovered from private sources, £58 thereof being in respect of expenditure in previous years on which grant had already been paid, and £65,586 was contributed from Treasury funds in terms of Section 37 of the Mental Deficiency and Lunacy (Scotland) Act, 1913. The net approved expenditure by Local Authorities was accordingly £65,577.

We have the honour to be,

SIR,

Your most obedient humble servants,

H. ARTHUR ROSE, *Chairman.*

J. R. N. MACPHAIL.

HAMILTON C. MARR.

JAMES P. STURROCK.

A. D. WOOD,

*Secretary,*

EDINBURGH, 3rd September, 1929.



## APPENDIX.—TABLE I.\*

A. † The Population and the proportion of Registered Lunatics.  
B. The Numbers of Private, Pauper, and Criminal Lunatics, distinguishing between the sexes, and the different modes of disposal of Private and Pauper Lunatics.

A										B									
1.  YEARS.	2.  Population of Scotland estimated at the middle of the year.	3.  Total Registered Lunatics at 1st January.	4.  Number of Registered Lunatics per 100,000 of Population.	5.  Total Registered Pauper Lunatics at 1st January.	6.  Number of Private Lunatics.						7.  Number of Pauper Lunatics.						8.  Number of Lunatics in Criminal Lunatic Depart- ment.†		
					In Asylums.			In Private Dwellings.			In Asylums and Lunatic Wards of Poorhouses.			In Private Dwellings.					
					M.	F.	T.	M.	F.	T.	M.	F.	T.	M.	F.	T.			
					M.	F.	T.	M.	F.	T.	M.	F.	T.	M.	F.	T.			
Average of the 5 years 1911-1915	—	18,537	390	16,053	1033	1307	2340	36	79	115	6779	6445	13,224	1253	1605	2858	52	7	59
1916 -	4,824,308	18,842	394	16,377	1036	1309	2345	40	80	120	7040	6635	13,675	1188	1514	2702	56	7	63
1917 -	4,854,738	18,661	387	16,216	1035	1293	2328	40	77	117	7036	6552	13,588	1147	1481	2628	59	7	66
1918 -	4,886,274	18,125	373	15,647	1090	1270	2360	43	75	118	6747	6411	13,158	1079	1410	2489	58	4	62
1919 -	4,894,100	17,601	360	14,897	1276	1319	2595	37	72	109	6256	6302	12,558	1013	1326	2339	62	5	67
1920 -	4,864,396	17,432	356	14,539	1474	1319	2793	34	66	100	6192	6209	12,401	936	1202	2138	63	4	67
Average of the 5 Years	—	18,132	374	15,535	1182	1302	2484	39	74	113	6654	6422	13,076	1073	1386	2459	60	5	65
1921 -	4,882,288	17,665	363	14,734	1517	1320	2837	32	62	94	6300	6404	12,704	898	1132	2030	65	5	70
1922 -	4,907,900	17,893	366	14,965	1534	1315	2849	28	51	79	6462	6588	13,050	848	1067	1915	69	2	71
1923 -	4,915,500	18,122	369	15,286	1454	1299	2753	33	50	83	6736	6732	13,468	804	1014	1818	68	2	70
1924 -	4,869,100	18,266	372	15,379	1514	1299	2813	25	49	74	6789	6801	13,590	784	1005	1789	67	2	69
1925 -	4,891,300	18,276	375	15,300	1584	1310	2894	30	52	82	6742	6832	13,574	767	959	1726	67	6	73
Average of the 5 Years	—	18,044	369	15,132	1521	1308	2829	30	53	83	6606	6671	13,277	820	1035	1855	67	3	70
1926 -	4,903,300	18,421	377	15,445	1592	1299	2891	31	54	85	6842	6912	13,754	745	946	1691	67	4	71
1927 -	4,894,700	18,467	377	15,532	1564	1291	2855	28	52	80	6919	6975	13,894	723	915	1638	63	5	68
1928 -	4,888,700	18,589	380	15,667	1535	1315	2850	24	48	72	7047	7025	14,072	698	897	1595	64	6	70
1929 -	—	18,916	387	15,977	1543	1328	2871	23	45	68	7245	7178	14,423	679	875	1554	66	7	73

\* A small number of certified lunatics inmates of certified institutions are not included in the above figures.







APPENDIX.—TABLE III.

The Numbers of Private and Pauper Lunatics resident in Royal, District, Private, and Parochial Asylums, and in Lunatic Wards of Poorhouses, on 31st December of each year from 1915 to 1928; the Numbers thereinto Admitted; the Numbers therefrom Discharged Recovered and Not Recovered; the Numbers transferred from one establishment to another; and the Numbers that Died therein in each of the said years.

YEARS.	Number Resident at 31st December.			Number Admitted during Year (including Transfers)			Number Discharged during Year.						Number Transferred during Year.				Number of Deaths during Year.			
	Private. Pauper.			Private. Pauper.			Recovered. Pauper.			* Not Recovered. Pauper.			Private. Pauper.		Private. Pauper.		Private. Pauper.		Private. Pauper.	
	M.	F.		M.	F.		M.	F.		M.	F.		M.	F.		M.	F.		M.	F.
Average of the 5 years 1910-1914	1033	1307	6779	6445	261	321	1707	1647	83	131	561	572	73	91	367	359	16	17	176	171
1915	1036	1309	7040	6635	262	335	2229	2015	82	130	633	513	91	97	815	749	25	24	595	590
1916	1035	1293	7036	6552	289	302	1811	1733	99	118	528	518	82	79	516	537	13	17	326	344
1917	1090	1270	6747	6411	259	291	1644	1669	78	121	476	488	74	75	528	524	9	13	355	349
1918	1276	1319	6256	6302	521	363	1695	1898	144	108	362	448	161	86	617	670	84	21	487	492
1919	1474	1319	6192	6209	556	404	1947	2006	175	143	415	540	178	114	706	765	83	22	576	613
Average of 5 Years	1182	1302	6654	6422	377	339	1865	1864	116	124	483	501	117	90	636	649	43	19	468	478
1920	1517	1320	6300	6304	370	403	1795	1921	219	139	431	539	163	113	422	570	43	12	282	369
1921	1534	1315	6462	6588	308	382	1848	1834	167	138	462	543	139	110	337	423	38	12	213	254
1922	1454	1299	6736	6732	295	362	2060	2040	127	122	477	582	128	112	560	574	30	14	436	439
1923	1514	1299	6789	6801	263	349	1827	1730	107	104	518	502	94	109	484	533	27	26	345	353
1924	1584	1310	6742	6832	242	316	1484	1484	97	103	464	503	111	85	244	283	21	12	119	142
Average of 5 Years	1521	1309	6606	6651	296	362	1803	1802	143	121	470	533	127	106	409	477	32	15	279	311
1925	1592	1299	6842	6912	225	292	1491	1433	106	95	416	535	101	73	239	273	27	9	122	103
1926	1564	1291	6919	6975	186	292	1382	1393	96	89	455	514	67	104	201	237	19	19	75	105
1927	1535	1315	7047	7025	199	295	1490	1446	75	83	483	478	76	77	239	317	18	7	104	133
1928	1543	1328	7245	7178	209	307	1568	1493	95	85	436	510	60	83	278	233	11	18	135	104

\* Including Patients transferred from one establishment to another.



## APPENDIX.—TABLE IV.

The Results of Treatment in different classes of Establishments for each year from 1915 to 1928.

(a) *Royal and District Asylums.*

ROYAL AND DISTRICT ASYLUMS.	Average Number Resident.			Admissions (including Transfers).			Recoveries.			Discharges not Recovered (including Transfers).			Deaths.			Proportion of Admissions per cent. on Number Resident.			Proportion of Recoveries per cent. on Admissions.			Proportion of Deaths per cent. on Number Resident.		
	M.	F.	T.	M.	F.	T.	M.	F.	T.	M.	F.	T.	M.	F.	T.	M.	F.	T.	M.	F.	T.	M.	F.	T.
Average of the 5 years 1910-1914	7151.9	7143.3	14295.2	1876	1891	3767	619	686	1305	412	419	831	695	686	1381	26.2	26.5	26.3	33.0	36.3	34.6	9.7	9.6	9.7
Year 1915 -	7527.0	7398.5	14925.5	2397	2261	4658	690	630	1320	847	817	1664	904	815	1719	31.8	30.6	31.2	28.8	27.9	28.3	12.0	11.0	11.5
" 1916 -	7496.5	7340.5	14837.0	1985	1933	3918	609	625	1234	544	585	1129	849	838	1687	26.5	26.3	26.4	30.7	32.3	31.5	11.3	11.4	11.4
" 1917 -	7365.0	7199.5	14564.5	1788	1840	3628	530	586	1116	567	556	1123	936	866	1802	24.3	25.6	24.9	29.6	31.8	30.8	12.7	12.0	12.4
" 1918 -	7100.5	7080.0	14180.5	2131	2164	4295	481	541	1022	756	741	1497	1175	956	2131	30.0	30.6	30.3	22.6	25.0	23.8	16.5	13.5	15.0
" 1919 -	7038.5	7024.5	14063.0	2406	2332	4738	570	666	1236	822	827	1649	855	878	1733	34.2	33.2	33.7	23.7	28.6	26.1	12.1	12.5	12.3
Average of 5 Years -	7305.5	7208.6	14514.1	2141	2106	4247	576	610	1186	707	705	1412	944	870	1814	29.3	29.2	29.3	26.9	28.9	27.9	12.9	12.1	12.5
Year 1920 -	7201.5	7101.0	14302.5	2071	2241	4312	629	660	1289	548	660	1208	727	729	1456	28.8	31.6	30.1	30.4	29.5	29.9	10.1	10.3	10.2
" 1921 -	7376.0	7278.0	14654.0	2089	2115	4204	614	665	1279	457	498	955	836	790	1626	28.3	29.1	28.7	29.4	31.4	30.4	11.3	10.9	11.1
" 1922 -	7550.5	7424.5	14975.0	2251	2215	4466	592	690	1282	666	650	1316	826	844	1670	29.8	29.8	29.8	26.3	31.2	28.7	10.9	11.4	11.2
" 1923 -	7673.0	7511.0	15184.0	1973	1964	3937	602	596	1198	548	613	1161	745	713	1458	25.7	26.1	25.9	30.5	30.4	30.4	9.7	9.5	9.6
" 1924 -	7729.5	7556.5	15286.0	1650	1727	3377	537	592	1129	333	345	678	745	741	1486	21.3	22.9	22.1	32.5	34.3	33.4	9.6	9.8	9.7
Average of 5 Years -	7506.1	7374.2	14880.3	2007	2052	4059	595	641	1236	510	553	1063	776	763	1539	26.7	27.8	27.2	29.6	31.2	30.5	10.3	10.3	10.3
Year 1925 -	7804.5	7517.0	15321.5	1651	1671	3322	508	622	1130	321	331	652	707	646	1353	21.2	22.2	21.7	30.8	37.2	34.0	9.1	8.6	8.8
" 1926 -	7888.5	7675.0	15563.5	1526	1623	3149	541	589	1130	257	329	586	675	661	1336	19.3	21.1	20.2	35.5	36.3	35.9	8.6	8.6	8.6
" 1927 -	7956.5	7723.0	15679.5	1615	1661	3276	544	550	1094	295	370	665	693	685	1378	20.3	21.5	20.9	33.7	33.1	33.4	8.7	8.9	8.8
" 1928 -	8097.0	7844.0	15941.0	1701	1741	3442	517	579	1096	314	300	614	672	680	1352	21.0	22.2	21.6	30.4	33.1	31.8	8.3	8.7	8.5



APPENDIX.—TABLE IV.—*continued.*

The Results of Treatment in different classes of Establishments for each Year from 1915 to 1928.

(b) *Private Asylums.*

PRIVATE ASYLUMS.	Average Number Resident.			Admissions (including Transfers).			Recoveries.			Discharges not Recovered (including Transfers).			Deaths.			Proportion of Admissions per cent. on Number Resident.			Proportion of Recoveries per cent. on Admissions.			Proportion of Deaths per cent. on Number Resident.		
	M.	F.	T.	M.	F.	T.	M.	F.	T.	M.	F.	T.	M.	F.	T.	M.	F.	T.	M.	F.	T.	M.	F.	T.
Average of the 5 years 1910-1914	32.9	48.5	81.4	5	5	10	1	2	3	2	4	6	3	2	5	15.1	10.0	12.0	24.0	51.3	38.2	8.9	3.7	6.0
Year 1915 -	30.0	41.5	71.5	5	7	12	1	1	2	4	1	5	...	2	2	16.7	16.9	16.8	20.0	14.3	16.7	...	4.8	2.8
" 1916 -	28.5	40.5	69.0	5	2	7	...	1	1	4	3	7	4	3	7	17.5	4.9	10.1	...	50.0	14.3	14.0	7.4	10.1
" 1917 -	26.5	37.0	63.5	5	4	9	1	3	4	1	...	1	4	3	7	18.9	10.8	14.2	20.0	75.0	44.4	15.1	8.1	11.0
" 1918 -	26.5	36.0	62.5	7	4	11	4	2	6	1	2	3	1	...	1	26.4	11.1	17.6	57.1	50.0	54.5	3.8	...	1.6
" 1919 -	26.5	33.5	60.0	7	8	15	3	3	6	3	4	7	2	6	8	26.4	23.9	25.0	42.9	37.5	40.0	7.5	17.9	13.3
Average of 5 Years -	27.6	37.7	65.3	6	5	11	2	2	4	3	2	5	2	3	5	21.0	13.3	16.5	31.0	40.0	35.2	8.0	7.4	7.7
Year 1920 -	24.5	31.0	55.5	9	4	13	2	3	5	3	1	4	7	...	7	36.7	12.9	23.4	22.2	75.0	38.5	28.6	...	12.6
" 1921 -	22.5	33.0	55.5	5	11	16	3	5	8	1	1	2	2	1	3	22.2	33.3	28.8	60.0	45.5	50.0	8.9	3.0	5.4
" 1922 -	20.5	35.0	55.5	3	5	8	1	1	2	...	1	1	5	3	8	14.6	14.3	14.4	33.3	20.0	25.0	24.4	8.6	14.4
" 1923 -	20.0	34.0	54.0	8	9	17	3	3	6	1	3	4	2	5	7	40.0	26.5	31.5	37.5	33.3	35.3	10.0	14.7	13.0
" 1924 -	20.5	31.5	52.0	5	3	8	1	1	2	2	2	4	3	3	6	24.4	9.5	15.4	20.0	33.3	25.0	14.6	9.5	11.5
Average of 5 Years -	21.6	32.9	54.5	6	6	12	2	3	5	1	2	3	4	2	6	27.8	18.2	22.0	33.3	50.0	41.7	18.5	6.1	11.0
Year 1925 -	18.0	28.5	46.5	...	3	3	3	1	4	...	3	3	1	2	3	...	10.5	6.5	...	33.3	133.3	5.6	7.0	6.5
" 1926 -	15.5	29.5	45.0	2	9	11	...	...	...	...	3	3	3	1	4	12.9	30.5	24.4	...	...	...	19.4	3.4	8.9
" 1927 -	14.0	31.0	45.0	1	2	3	1	...	1	2	1	3	...	3	3	7.1	6.5	6.7	100.0	...	33.3	...	9.7	6.7
" 1928 -	14.0	28.5	42.5	5	3	8	...	2	2	2	...	2	1	4	5	35.7	10.5	18.8	...	66.7	25.0	7.1	14.0	11.8



## APPENDIX.—TABLE IV.—continued.

The Results of Treatment in different classes of Establishments for each Year from 1915 to 1928.

(c) *Parochial Asylum.**(Lunatic Wards of Poorhouse with Unrestricted Licence.)*

PAROCHIAL ASYLUMS.	Average Number Resident.			Admissions (including Transfers).			Recoveries.			Discharges not Recovered (including Transfers).			Deaths.			Proportion of Admissions per cent. on Number Resident.			Proportion of Recoveries per cent. on Admissions.			Proportion of Deaths per cent. on Number Resident.		
	M.	F.	T.	M.	F.	T.	M.	F.	T.	M.	F.	T.	M.	F.	T.	M.	F.	T.	M.	F.	T.	M.	F.	T.
Average of the 5 Years 1910-1914	120.2	95.7	215.9	42	26	68	20	11	31	7	6	13	13	9	22	35.1	27.1	31.6	48.0	44.5	45.9	10.7	9.5	10.2
Year 1915 -	124.0	98.0	222.0	33	32	65	17	11	28	8	6	14	8	15	23	26.6	32.7	29.3	51.5	34.4	43.1	6.5	15.3	10.4
" 1916 -	129.5	101.0	230.5	48	37	85	16	9	25	8	5	13	13	17	30	37.1	36.6	36.9	33.3	24.3	29.4	10.0	16.8	13.0
" 1917 -	129.5	104.5	234.0	38	38	76	20	17	37	9	7	16	20	13	33	29.3	36.3	32.5	52.6	44.7	48.7	15.4	12.4	14.1
" 1918 -	120.0	103.0	223.0	41	30	71	17	11	28	12	4	16	20	19	39	34.2	29.1	31.8	41.5	36.7	39.4	16.7	18.4	17.5
" 1919 -	116.0	100.0	216.0	47	37	84	12	13	25	18	3	21	17	23	40	40.5	37.0	38.9	25.5	35.1	29.8	14.7	23.0	18.5
Average of 5 Years	123.8	101.3	225.1	41	35	76	17	12	29	11	5	16	16	17	33	33.4	34.4	33.9	39.6	35.1	37.5	12.6	17.2	14.7
Year 1920 -	111.5	101.0	212.5	49	38	87	13	11	24	24	9	33	21	14	35	43.9	37.6	40.9	26.5	28.9	27.6	18.8	13.9	16.5
" 1921 -	105.0	105.0	210.0	28	38	66	9	11	20	5	10	15	18	13	31	26.7	36.2	31.4	32.1	28.9	30.3	17.1	12.4	14.8
" 1922 -	111.5	104.5	216.0	44	24	68	10	7	17	4	12	16	13	10	23	39.5	23.0	31.5	22.7	29.2	25.0	11.7	9.6	10.6
" 1923 -	121.0	101.0	222.0	40	19	59	18	5	23	5	2	7	15	14	29	33.1	18.8	26.6	45.0	26.3	39.0	12.4	13.9	13.1
" 1924 -	121.5	100.0	221.5	36	23	59	21	9	30	3	3	6	13	11	24	30.0	23.0	26.6	58.3	39.1	50.8	10.7	11.0	10.8
Average of 5 Years	114.1	102.3	216.4	39	29	68	14	9	23	8	7	15	16	12	28	34.2	28.3	31.4	35.9	31.0	33.8	14.0	11.7	12.9
Year 1925 -	121.5	102.5	224.0	24	19	43	10	7	17	2	1	3	11	6	17	19.8	18.5	19.2	41.7	36.8	39.5	9.1	5.9	7.6
" 1926 -	121.5	105.5	227.0	15	20	35	8	14	22	2	1	3	6	4	10	12.3	19.0	15.4	53.3	70.0	62.9	4.9	3.8	4.4
" 1927 -	126.0	109.0	235.0	35	27	62	12	10	22	3	4	7	10	7	17	27.8	24.8	26.4	34.3	37.0	35.5	7.9	6.4	7.2
" 1928 -	129.5	112.5	242.0	23	23	46	13	12	25	4	...	4	9	10	19	17.8	20.4	19.0	56.5	52.2	54.3	6.9	8.9	7.9



APPENDIX.—TABLE IV.—*continued.*

The Results of Treatment in different classes of Establishments for each Year from 1915 to 1928.

(d) *Lunatic Wards of Poorhouses with Restricted Licences.*

LUNATIC WARDS OF POORHOUSES.	Average Number Resident.			Admissions (including Transfers).			Recoveries.			Discharges not Recovered (including Transfers).			Deaths.			Proportion of Admissions per cent. on Number Resident.			Proportion of Recoveries per cent. on Admissions.			Proportion of Deaths per cent. on Number Resident.		
	M.	F.	T.	M.	F.	T.	M.	F.	T.	M.	F.	T.	M.	F.	T.	M.	F.	T.	M.	F.	T.	M.	F.	T.
Average of the 5 Years 1910-1914	428.5	415.5	844.0	44	47	91	4	3	7	18	21	39	19	21	40	10.4	11.2	10.8	8.9	3.3	8.6	4.4	5.2	4.8
Year 1915 -	426.0	408.0	834.0	56	50	106	7	1	8	47	22	69	20	33	53	13.1	12.3	12.7	12.5	2.0	7.5	4.7	8.1	6.4
" 1916 -	419.0	412.5	831.5	62	63	125	2	1	3	42	23	65	14	24	38	14.8	15.3	15.0	3.2	1.6	2.4	3.3	5.8	4.6
" 1917 -	433.0	422.0	855.0	72	78	150	3	3	6	25	36	61	20	35	55	16.6	18.5	17.5	4.2	3.8	4.0	4.6	8.3	6.4
" 1918 -	437.5	432.0	869.5	37	63	100	4	2	6	9	9	18	39	36	75	8.5	14.6	11.5	10.8	3.2	6.0	8.9	8.3	8.6
" 1919 -	418.0	416.5	834.5	43	33	76	5	1	6	41	45	86	21	34	55	10.3	7.9	9.1	11.6	3.0	7.9	5.0	8.2	6.6
Average of 5 Years -	426.7	418.2	844.9	54	57	111	4	2	6	33	27	60	23	32	55	12.7	13.7	13.2	7.8	2.8	5.2	5.3	7.7	6.5
Year 1920 -	404.0	393.0	797.0	36	41	77	6	4	10	10	13	23	24	24	48	8.9	10.4	9.7	16.7	9.8	13.0	5.9	6.1	6.0
" 1921 -	403.0	397.5	800.5	34	53	87	3	2	5	13	23	36	16	19	35	8.4	13.3	10.9	8.8	3.8	5.7	4.0	4.8	4.4
" 1922 -	410.5	403.0	813.5	57	58	115	1	6	7	18	23	41	25	27	52	13.6	14.4	14.1	1.8	10.3	6.1	6.1	6.7	6.4
" 1923 -	432.5	419.5	852.0	69	87	156	2	2	4	24	24	48	12	30	42	16.0	20.7	18.3	2.9	2.3	2.6	2.8	7.2	4.9
" 1924 -	443.0	433.0	876.0	35	47	82	2	4	6	17	18	35	26	29	55	7.9	10.9	9.4	5.7	8.5	7.3	5.9	6.7	6.3
Average of 5 Years -	418.6	409.2	827.8	46	57	103	3	3	6	17	20	37	21	26	47	11.0	13.9	12.4	6.5	5.3	5.8	5.0	6.4	5.7
Year 1925 -	437.0	428.5	865.5	41	32	73	1	...	1	17	11	28	27	26	53	9.4	7.5	8.4	2.4	...	1.4	6.2	6.1	6.1
" 1926 -	433.0	428.5	861.5	25	33	58	2	...	2	9	8	17	16	20	36	5.8	7.7	6.7	8.0	...	3.4	3.7	4.7	4.2
" 1927 -	436.0	438.0	874.0	38	51	89	1	1	2	15	19	34	14	17	31	8.7	11.6	10.2	2.6	2.0	2.2	3.2	3.9	3.5
" 1928 -	444.5	438.0	882.5	48	33	81	1	2	3	18	16	34	20	29	49	10.8	7.5	9.2	2.1	6.1	3.7	4.5	6.6	5.6



APPENDIX.—TABLE IV.—*continued.*  
 (e) *The Statistics of Pauper Lunatics in Private Dwellings for Fourteen Years, 1915-1928.*

YEARS.	Admitted to Roll of Patients in Private Dwellings.				Ceased to be Patients in Private Dwellings.				Died.			On Roll at 31st December of each year.					Percentage of Recoveries on Admissions.			Percentage of Deaths on the Numbers at 31st December of each year.								
	Intimated by Inspectors of Poor.		Transferred from Asylums.		Total.		Recovered.																Removed from Roll by Friends.		Transferred to Asylum.			
	M.	F.	M.	F.	M.	F.	T.	M.	F.	T.	M.	F.	T.	M.	F.	T.	M.	F.	T.	M.	F.	T.						
Average of the 5 Years 1910-1914	56	56	67	86	123	142	265	12	11	23	11	9	20	60	74	134	103	63	40	1253	1605	2858	10	8	9	3.2	3.9	3.6
During 1915	31	38	66	58	97	96	193	10	5	15	19	7	26	59	51	110	108	65	43	1188	1514	2702	10	5	8	3.6	4.3	4.0
" 1916	31	26	59	94	90	120	210	17	11	28	5	12	17	68	62	130	109	68	41	1147	1481	2628	19	9	13	3.6	4.6	4.1
" 1917	20	16	48	55	68	71	139	5	6	11	14	7	21	62	64	126	120	65	55	1079	1410	2489	7	8	8	5.1	4.6	4.8
" 1918	9	18	42	52	51	70	121	8	3	11	6	6	12	58	66	124	124	79	45	1013	1326	2339	16	4	9	4.4	6.0	5.3
" 1919	11	16	22	31	33	47	80	8	9	17	10	11	21	60	87	147	96	64	32	936	1202	2138	24	19	21	3.4	5.3	4.5
Average of 5 Years	20	23	48	58	68	81	149	9	7	16	11	9	20	61	66	127	111	68	43	1072	1387	2459	14	8	11	4.0	4.9	4.5
During 1920	15	29	34	54	49	83	132	5	11	16	11	13	24	44	88	132	68	41	27	898	1132	2030	10	13	12	3.0	3.6	3.3
" 1921	16	19	22	47	38	66	104	4	8	12	9	9	18	50	67	117	72	47	25	848	1067	1915	11	12	12	2.9	4.4	3.8
" 1922	11	21	23	33	34	54	88	2	5	7	7	6	13	45	58	103	62	38	24	804	1014	1818	6	9	8	3.0	3.7	3.4
" 1923	21	12	46	74	67	86	153	9	5	14	11	5	16	48	41	89	63	44	19	784	1005	1789	13	6	9	2.4	4.4	3.5
" 1924	11	19	36	41	47	60	107	6	5	11	5	9	14	36	55	91	54	37	17	767	959	1726	13	8	10	2.2	3.9	3.1
Average of 5 Years	15	20	32	50	47	70	117	5	7	12	9	8	17	44	62	106	64	41	23	820	1036	1856	11	10	10	2.8	4.0	3.4
During 1925	13	20	36	57	49	77	126	5	3	8	7	8	15	34	47	81	57	32	25	745	946	1691	10	4	6	3.4	3.4	3.4
" 1926	13	18	22	41	35	59	94	4	5	9	3	10	13	30	39	69	56	36	20	723	915	1638	11	8	10	2.8	3.9	3.4
" 1927	5	6	38	47	43	53	96	1	6	7	8	3	11	37	29	66	55	33	22	698	897	1595	2	11	7	3.2	3.7	3.5
" 1928	12	15	26	49	38	64	102	3	3	6	3	4	7	35	46	81	49	33	16	679	875	1554	8	5	6	2.4	3.8	3.2



TABLE V.—Showing the number of Private and Pauper Lunatics of each Sex in each Royal and District Asylum, Private Asylum, Parochial Asylum, and Licensed Poorhouse in Scotland on 1st January, 1929, and the accommodation in these establishments.

ASYLUM.	Number of Patients.									Accommodation.		
	Private.			Pauper.			General Totals.					
	M.	F.	T.	M.	F.	T.	M.	F.	T.	M.	F.	T.
Aberdeen Royal Asylum - - - -	135	164	299	228	283	511	363	447	810	403	487	890
Crichton Royal Institution - - - -	171	227	398	171	177	348	342	404	746	600	570	1170
Dundee Royal Asylum - - - -	17	34	51	...	...	...	17	34	51	27	36	63
* Edinburgh Royal Asylum - - - -	241	299	540	81	84	165	322	383	705	420	497	917
Glasgow Royal Asylum - - - -	197	217	414	...	3	3	197	220	417	242	298	540
Montrose Royal Asylum - - - -	97	98	195	267	296	563	364	394	758	405	412	817
Murray's Royal Asylum - - - -	65	64	129	...	...	...	65	64	129	116	106	222
Aberdeen District Asylum - - - -	38	...	38	307	339	646	345	339	684	370	375	745
Argyll District Asylum - - - -	18	18	36	191	203	394	209	221	430	252	252	504
Ayr District Asylum - - - -	33	29	62	288	255	543	321	284	605	328	321	649
Banff District Asylum - - - -	5	1	6	106	95	201	111	96	207	125	100	225
Dundee District Asylum - - - -	25	...	25	239	289	528	264	289	553	289	299	588
E. Lothian District Asylum - - - -	6	10	16	105	127	232	111	137	248	117	151	268
Edinburgh District Asylum - - - -	14	7	21	450	449	899	464	456	920	484	562	1046
Fife District Asylum - - - -	38	18	56	371	407	778	409	425	834	416	438	854
Gartloch District Asylum - - - -	35	...	35	409	373	782	444	373	817	448	378	826
Woodilee District Asylum - - - -	39	...	39	605	558	1163	644	558	1202	664	621	1285
Govan District Asylum - - - -	51	5	56	443	362	805	494	367	861	494	379	873
Inverness District Asylum - - - -	36	...	36	352	359	711	388	359	747	400	374	774
Kirklands Asylum - - - -	15	...	15	130	113	243	145	113	258	153	114	267
Lanark District Asylum - - - -	70	32	102	608	509	1117	678	541	1219	700	602	1302
Midlothian District Asylum - - - -	25	9	34	142	157	299	167	166	333	193	200	393
Moray (or Elgin) District Asylum - - - -	7	9	16	59	94	153	66	103	169	79	117	196
Paisley District Asylum - - - -	32	18	50	126	112	238	158	130	288	182	137	319
Perth District Asylum - - - -	16	5	21	186	214	400	202	219	421	203	224	427
Renfrew District Asylum - - - -	19	...	19	187	187	374	206	187	393	207	199	406
Roxburgh District Asylum - - - -	18	14	32	141	188	329	159	202	361	217	230	447
Stirling District Asylum - - - -	59	23	82	482	401	883	541	424	965	566	461	1027
Totals in Royal and District Asylums -	1,522	1,301	2,823	6,674	6,634	13,308	8,196	7,935	16,131	9,100	8,940	18,040
New Saughton Hall Private Asylum - -	15	26	41	...	...	...	15	26	41	34	47	81
St. Andrews Private Asylum - - - -	...	1	1	...	...	...	...	1	1	...	18	18
Totals in Private Asylums - - - -	15	27	42	...	...	...	15	27	42	34	65	99
Greenock Parochial Asylum - - - - (Lunatic Wards with unrestricted Licence.)	6	...	6	122	113	235	128	113	241	137	113	250
Buchan Poorhouse - - - -	...	...	...	19	19	38	19	19	38	26	26	52
Cunninghame Poorhouse - - - -	...	...	...	47	43	90	47	43	90	49	50	99
Dumbarton Poorhouse - - - -	...	...	...	28	14	42	28	14	42	30	30	60
Dundee East Poorhouse - - - -	...	...	...	50	49	99	50	49	99	50	50	100
Govan Poorhouse - - - -	...	...	...	103	102	205	103	102	205	110	119	229
Inveresk Poorhouse - - - -	...	...	...	14	16	30	14	16	30	16	16	32
Kincaidine Poorhouse - - - -	...	...	...	19	21	40	19	21	40	22	22	44
Lewis Poorhouse - - - -	...	...	...	14	18	32	14	18	32	19	20	39
Linnithgow Poorhouse - - - -	...	...	...	13	16	29	13	16	29	18	18	36
Long Island Poorhouse - - - -	...	...	...	27	15	42	27	15	42	27	15	42
Old Monkland Poorhouse - - - -	...	...	...	23	25	48	23	25	48	25	25	50
Paisley Poorhouse - - - -	...	...	...	51	57	108	51	57	108	54	66	120
Perth Poorhouse - - - -	...	...	...	20	20	40	20	20	40	20	20	40
Wigtown Poorhouse - - - -	...	...	...	21	16	37	21	16	37	21	16	37
Totals in Poorhouses with restricted Licences	...	...	...	449	431	880	449	431	880	487	493	980
GENERAL TOTALS, - - - -	1,543	1,328	2,871	7,245	7,178	14,423	8,788	8,506	17,294	9,758	9,611	19,369

\* This Institution is now called the Royal Edinburgh Hospital for Mental Disorders.



EDINBURGH—TABLE VI.

Showing the Number of Pauper Lunatics chargeable to each Lunacy District, who were resident in Establishments\* or in Private Dwellings respectively, on 1st January of each Year from 1916 to 1929.

LUNACY DISTRICTS AND POPULATIONS FOR 1921.	SCOTLAND.		ABERDEEN COUNTY.		ABERDEEN CITY.		ARGYLL.		ATH.		BANFF.		BUTE.		CAITHNESS.		DUMFRIES.		DUNDEE.		EAST LOTHIAN.		EDINBURGH.		FIFE AND KINROSS.	
	Establishments.	Private Dwellings.	Estab.	Priv.	Estab.	Priv.	Estab.	Priv.	Estab.	Priv.	Estab.	Priv.	Estab.	Priv.	Estab.	Priv.	Estab.	Priv.	Estab.	Priv.	Estab.	Priv.	Estab.	Priv.	Estab.	Priv.
Year 1916	13,675	2,702	586	76	508	59	361	61	637	71	187	63	74	14	100	57	403	50	547	87	155	18	1190	270	624	98
" 1917	13,588	2,628	587	75	522	55	362	58	643	66	183	59	70	13	96	57	391	46	553	89	149	18	1191	258	605	101
" 1918	13,158	2,489	574	71	524	51	346	55	625	63	178	55	62	12	92	54	381	45	534	81	149	16	1153	245	584	94
" 1919	12,558	2,339	555	66	508	47	308	51	600	55	170	51	54	12	86	46	353	43	510	75	142	14	1077	243	556	87
" 1920	12,401	2,138	538	63	513	44	308	49	587	48	169	49	51	11	83	43	337	41	517	63	133	13	1082	216	557	77
Absolute Annual Average of five years	13,076.0	2,459.2	568.0	70.2	515.0	51.2	337.0	54.8	618.4	60.6	177.4	55.4	62.2	12.4	91.4	51.4	373.0	45.0	532.2	79.0	145.6	15.8	1138.6	246.4	585.2	91.4
Annual Average per 100,000 of Population (calculated on the Populations of 1911)	275	52	355	44	314	31	475	77	230	23	289	90	342	68	286	161	260	31	327	49	336	36	269	58	213	33
Year 1921	12,704	2,030	546	62	500	42	315	47	563	44	178	44	51	11	84	42	344	39	541	55	133	14	1107	206	554	83
" 1922	13,050	1,915	534	62	514	42	307	41	578	38	195	39	51	10	86	40	357	40	560	53	138	13	1153	193	562	76
" 1923	13,468	1,818	537	56	550	40	319	39	586	37	191	39	50	9	90	39	361	36	600	51	142	13	1182	186	589	81
" 1924	13,590	1,789	561	56	569	38	317	37	613	34	190	35	58	7	92	38	363	38	612	49	130	13	1137	219	577	76
" 1925	13,574	1,726	572	51	574	37	318	35	632	35	194	35	54	7	87	35	359	38	602	47	129	11	1122	204	598	75
Absolute Annual Average of five years	13,277.2	1,855.6	550.0	57.4	541.4	39.8	315.2	39.8	594.4	37.6	189.6	38.4	52.8	8.8	87.8	38.8	356.8	38.2	583.0	51.0	134.4	12.8	1140.2	201.6	576.0	78.2
Annual Average per 100,000 of Population (calculated on the Populations of 1921)	272	38	346	36	353	26	410	52	199	13	331	67	157	26	310	137	249	27	346	30	283	27	271	48	191	26
Year 1926	13,754	1,691	581	47	579	38	309	35	599	33	194	34	54	6	87	34	370	37	598	41	135	11	1128	201	609	72
" 1927	13,894	1,638	573	46	595	37	307	33	599	33	203	32	60	5	87	31	358	36	615	39	144	9	1118	196	616	68
" 1928	14,072	1,595	558	45	610	38	302	30	617	31	197	32	57	5	86	30	361	37	607	41	139	9	1070	212	662	61
" 1929	14,423	1,554	557	44	633	37	320	28	620	30	207	25	57	5	89	30	374	34	614	46	142	8	1079	221	684	61

\* Inmates of Schools for Imbeciles are not included in this Table.

† The figures given for 1916 to 1920 have been amended, for purposes of comparison, to show the figures for the area now included in the Edinburgh Lunacy District as altered by the Edinburgh Boundaries Act.



Showing the Number of Pauper Lunatics chargeable to each Lunacy District, who were resident in Establishments\* or in Private Dwellings respectively, on 1st January of each Year from 1916 to 1929.

LUNACY DISTRICTS AND POPULATIONS FOR 1921.	FORFAR AND KINCARDINE	GLASGOW.	GOVAN.	INVERNESS.	LANARK.	† MID- LOTHIAN.	MORAY- SHIRE (or ELGIN).	ORKNEY.	PAISLEY.	PERTH.	RENFREW.	ROXBURGH.	SHEETLAND.	STIRLING.
	133,090	596,063	372,112	179,865	496,214	100,610	41,558	24,111	111,060	125,503	259,032	95,842	25,520	433,764
Places in which the Patients were resident.	Estab.	Priv.	Estab.	Priv.	Estab.	Priv.	Estab.	Priv.	Estab.	Priv.	Estab.	Priv.	Estab.	Priv.
Year 1916	-	-	-	-	-	-	-	-	-	-	-	-	-	-
" 1917	-	-	-	-	-	-	-	-	-	-	-	-	-	-
" 1918	-	-	-	-	-	-	-	-	-	-	-	-	-	-
" 1919	-	-	-	-	-	-	-	-	-	-	-	-	-	-
" 1920	-	-	-	-	-	-	-	-	-	-	-	-	-	-
Absolute Annual Average of five years	382.0	2029.2	456.8	941.0	146.2	252.6	34.8	74.0	250.6	281.8	503.2	309.2	45.4	70.4
Annual Average per 100,000 of Population (calculated on the Populations of 1911)	258	39	351	79	259	40	101	286	228	307	207	305	45	252
Year 1921	-	-	-	-	-	-	-	-	-	-	-	-	-	-
" 1922	-	-	-	-	-	-	-	-	-	-	-	-	-	-
" 1923	-	-	-	-	-	-	-	-	-	-	-	-	-	-
" 1924	-	-	-	-	-	-	-	-	-	-	-	-	-	-
" 1925	-	-	-	-	-	-	-	-	-	-	-	-	-	-
Absolute Annual Average of five years	386.2	2150.4	323.8	1012.0	120.4	271.4	34.8	72.0	267.4	351.0	533.2	288.6	30.4	66.2
Annual Average per 100,000 of Population (calculated on the Populations of 1921)	290	29	361	54	272	26	84	299	241	23	206	301	32	259
Year 1926	-	-	-	-	-	-	-	-	-	-	-	-	-	-
" 1927	-	-	-	-	-	-	-	-	-	-	-	-	-	-
" 1928	-	-	-	-	-	-	-	-	-	-	-	-	-	-
" 1929	-	-	-	-	-	-	-	-	-	-	-	-	-	-

\* Inmates of Schools for Imbeciles are not included in this Table.

† The figures given for 1916 to 1920 have been amended, for purposes of comparison, to show the figures for the area now included in the Edinburgh Lunacy District as altered by the Edinburgh Boundaries Act.



Return showing the Number of Pauper Lunatics of each Sex chargeable to each Lunacy District in Scotland on 1st January, 1929, and the manner of their disposal.

LUNACY DISTRICTS.	Population in 1921.	Number of Pauper Lunatics at 1st January, 1929.	DISPOSAL OF PAUPER LUNATICS.											
			In Establishments.			In Private Dwellings and under sanction of the Board.								
			In Asylums and in Wards of Poorhouse with Unrestricted Licence.			In Wards of Poor-houses with Restricted Licences.			With Relatives and alone.			With Strangers.		
			M.	F.	T.	M.	F.	T.	M.	F.	T.	M.	F.	T.
1. Aberdeen County	158,963	272	230	278	508	22	27	49	10	7	17	10	17	27
2. Aberdeen City	153,392	327	305	328	633	...	...	...	1	1	2	21	8	29
3. Argyll	76,862	175	160	160	320	...	...	...	8	9	17	7	4	11
4. Ayr	299,273	347	289	251	540	41	39	80	11	10	21	6	3	9
5. Banff	57,298	122	109	96	205	1	1	2	4	7	11	8	6	14
6. Bute	33,711	21	21	36	57	...	...	...	...	1	1	...	4	4
7. Caithness	28,285	56	42	46	88	...	1	1	9	11	20	5	5	10
8. Dumfries	143,308	195	171	177	348	11	15	26	8	12	20	5	9	14
9. Dundee	168,402	287	226	289	515	50	49	99	4	2	6	7	33	40
10. East Lothian	47,487	67	62	73	135	2	5	7	2	3	5	1	2	3
11. Edinburgh	420,264	618	504	508	1,012	31	36	67	4	3	7	79	135	214
12. Fife	300,888	349	325	359	684	...	...	...	9	10	19	15	27	42
13. Forfar and Kincardine	133,090	199	177	197	374	13	11	24	4	7	11	5	14	19
14. Glasgow	596,083	1,266	1,193	1,119	2,312	...	...	...	14	21	35	59	142	201
15. Govan	372,112	700	521	426	947	103	102	205	4	10	14	72	32	104
16. Inverness	179,865	529	356	365	721	41	34	75	88	101	189	44	46	90
17. Lanark	496,214	679	634	539	1,173	23	25	48	9	17	26	13	13	26
18. Midlothian	100,610	138	125	133	258	2	4	6	6	12	18	5	4	9
19. Morayshire (Elgin)	41,558	67	56	93	149	...	...	...	5	9	14	6	11	17
20. Orkney	24,111	43	37	40	77	...	...	...	2	6	8	4	3	7
21. Paisley	111,060	159	89	94	183	51	56	107	1	...	1	18	3	21
22. Perth	125,503	206	192	215	407	1	1	2	3	4	7	10	2	12
23. Renfrew	259,032	325	306	297	603	1	...	1	5	3	8	13	14	27
24. Roxburgh	95,842	155	145	173	318	...	...	...	7	9	16	3	5	8
25. Shetland	25,520	47	38	46	84	...	...	...	9	13	22	...	1	1
26. Stirling	433,764	575	483	409	892	56	25	81	17	11	28	19	27	46
Totals	4,882,497	7,924	6,796	6,747	13,543	449	431	880	244	305	549	435	570	1,005



## APPENDIX.—TABLE VIII.

The manner in which the Pauper Lunatics chargeable to each District Board, placed on the Register of the Board during 1928, were disposed of, and the changes that have taken place during the year in the disposal of those on the Register on 1st January of that year.

LUNACY DISTRICTS.	No. of Pauper Lunatics at 1st January, 1928.		In private Dwellings as Single Patients.		Number Intimated during the year.	(A) Disposal of Establishment Patients.*								(B) Disposal of Single Patients.							
	In Establishments.		In private Dwellings as Single Patients.			Placed in Establishments.		Discharged from Establishments.		Died.	Exempted from Removal of Single Patients Intimated.	Transferred from Establishments.	Removed from Jurisdiction of Board.		Died.						
	M.	F.	M.	F.		M.	F.	M.	F.				M.	F.		By Recovery.		By Friends.			
																M.	F.				
Aberdeen (County) -	248	310	20	25	41	39	1	1	8	17	10	4	24	21	...	...	M.	F.	1	1	
Aberdeen (City) -	291	319	22	16	62	58	...	...	16	19	7	6	23	21	...	...	...	...	...	...	
Argyll -	150	152	18	12	22	24	1	...	4	5	1	...	10	11	...	...	1	...	...	...	
Ayr -	322	295	17	14	70	67	...	...	18	27	1	2	44	42	...	...	...	...	...	...	
Banff -	106	91	15	17	17	22	2	...	6	11	1	2	10	6	...	...	...	...	...	...	
Bute -	23	34	...	5	3	5	...	...	...	...	...	...	3	3	...	...	...	...	...	...	
Cathness -	44	42	13	17	5	6	...	...	1	...	1	...	4	4	...	...	...	...	...	...	
Dumfries -	174	187	16	21	33	34	3	...	8	12	5	5	15	13	...	...	...	...	...	...	
Dundee -	280	327	10	31	29	37	1	...	16	13	1	...	14	9	...	...	...	...	...	...	
East Lothian -	64	75	8	6	10	12	...	...	3	5	1	...	4	4	...	...	...	...	...	...	
Edinburgh -	517	553	83	129	117	112	...	...	35	59	8	4	44	45	...	...	...	...	...	...	
Fife & Kinross -	304	358	23	40	84	76	...	...	25	22	13	8	24	49	...	...	1	...	...	...	
Forfar & Kincardine -	193	200	9	20	37	35	...	...	17	9	2	4	21	11	...	...	...	...	...	...	
Glasgow -	1,168	1,087	80	175	229	218	...	...	56	66	47	27	105	94	...	...	...	...	...	...	
Govan -	596	503	78	47	108	93	...	...	23	38	11	5	50	33	...	...	...	...	...	...	
Inverness -	389	388	128	157	82	78	...	...	32	21	9	3	26	44	...	...	...	...	...	...	
Lanark -	642	564	23	32	124	100	...	...	37	42	14	2	56	53	...	...	...	...	...	...	
Midlothian -	127	136	11	15	23	30	...	...	8	15	2	3	16	11	...	...	...	...	...	...	
Monklands (Elgin) -	50	89	12	20	9	14	...	...	2	5	...	1	...	7	...	...	...	...	...	...	
Orkney -	39	34	7	8	5	11	...	...	3	3	...	...	4	4	...	...	...	...	...	...	
Paisley -	147	149	18	3	30	36	...	...	20	19	4	...	12	14	...	...	...	...	...	...	
Perth -	172	204	13	6	36	45	...	...	6	17	4	...	6	14	...	...	...	...	...	...	
Renfrew -	303	295	20	13	72	77	...	...	30	25	8	8	26	39	...	...	...	...	...	...	
Roxburgh -	142	171	11	15	33	22	...	...	14	7	4	5	13	10	...	...	...	...	...	...	
Shetland -	34	41	9	14	5	11	...	...	1	3	...	...	1	4	...	...	...	...	...	...	
Stirling -	522	421	39	39	131	110	...	...	47	50	...	...	58	40	...	...	...	...	...	...	
TOTALS -	7,047	7,025	698	897	1,417	1,376	35	46	436	510	167	95	613	600	12	15	3	3	4	16	
																				33	

\* Inmates of Schools for Imbeciles are not included in this Table.



## APPENDIX.—TABLE IX.

Return exhibiting the Number of Orders granted by the Sheriffs for Admission of Lunatics into any Public, Private, District or Parochial Asylum or House, stating the Asylum or House to which such Order was sent, during the Year ended 31st December, 1928.

Orders granted by the Sheriffs of the County of	For the Admission of Patients into the Asylum or House of	No. of Orders Granted	Total.
1. Aberdeen - -	Royal Asylum, Aberdeen - - - -	162	278
	District Asylum, Aberdeen - - - -	116	
2. Argyll - - -	Royal Asylum, Montrose - - - -	1	55
	District Asylum, Argyll - - - -	54	
3. Ayr - - - -	District Asylum, Ayr - - - -	144	144
4. Banff - - -	Royal Asylum, Aberdeen - - - -	1	37
	District Asylum, Banff - - - -	36	
5. Berwick - -	Royal Edinburgh Hospital for Mental Disorders - - - -	1	7
	District Asylum, Roxburgh - - - -	6	
6. Bute - - -	Royal Asylum, Glasgow - - - -	1	13
	District Asylum, Argyll - - - -	12	
7. Caithness - -	Royal Asylum, Montrose - - - -	8	8
8. Clackmannan -	District Asylum, Stirling - - - -	11	11
9. Dumbarton - -	Royal Asylum, Glasgow - - - -	2	12
	Do. Montrose - - - -	1	
	District Asylum, Stirling - - - -	9	12
10. Dumfries - -	Crichton Royal Institution, Dumfries - - - -	99	99
11. East Lothian -	District Asylum, East Lothian - - - -	22	22
12. Edinburgh (Midlothian)	Crichton Royal Institution, Dumfries - - - -	1	368
	Royal Edinburgh Hospital for Mental Disorders - - - -	74	
	District Asylum, Edinburgh - - - -	231	
	Do. Midlothian - - - -	55	
	Private Asylum, New Saughton Hall - - - -	7	
13. Fife - - -	Royal Edinburgh Hospital for Mental Disorders - - - -	1	169
	District Asylum, Fife - - - -	167	
	Do. Stirling - - - -	1	
14. Forfar* - -	Royal Asylum, Dundee - - - -	7	171
	Do. Montrose - - - -	102	
	Do. Perth - - - -	1	
	District Asylum, Ayr - - - -	1	
	Do. Banff - - - -	1	
	Do. Dundee - - - -	58	
	Do. Fife - - - -	1	
15. Inverness - -	Royal Asylum, Aberdeen - - - -	1	123
	District Asylum, Argyll - - - -	1	
	Do. Inverness - - - -	121	
16. Kincardine -	Royal Asylum, Montrose - - - -	6	7
	District Asylum, Banff - - - -	1	
17. Kinross - -	District Asylum, Fife - - - -	3	3
18. Kirkcudbright -	Crichton Royal Institution, Dumfries - - - -	15	15
	Carry forward - - - -		1,542

\* Now known as Angus.



APPENDIX.—TABLE IX.—*continued.*

Orders granted by the Sheriffs of the County of	For the Admission of Patients into the Asylum or House of	No. of Orders Granted	Total.
	Brought forward - -		1542
19. Lanark - -	Crichton Royal Institution, Dumfries - -	1	
	Royal Edinburgh Hospital for Mental Disorders - -	2	
	Royal Asylum, Glasgow - - - -	58	
	Do. Montrose - - - -	3	
	District Asylum, Argyll - - - -	9	
	Do. Ayr - - - -	1	
	Do. Dundee - - - -	19	
	Do. East Lothian - - - -	17	
	Do. Edinburgh - - - -	1	
	Do. Fife - - - -	6	
	Do. Glasgow (Gartloch) - - - -	142	
	Do. Do. (Woodilee) - - - -	221	
	Do. Govan - - - -	179	
	Kirklands Asylum, Bothwell - - - -	48	
	District Asylum, Lanark - - - -	211	
	Do. Midlothian - - - -	1	
	Do. Paisley - - - -	37	
	Do. Perth - - - -	1	
	Do. Renfrew - - - -	42	
	Do. Stirling - - - -	6	
			1005
20. Moray - - -	District Asylum, Morayshire - - - -	24	
			24
21. Nairn - - -	Royal Asylum, Aberdeen - - - -	1	
	District Asylum, Inverness - - - -	8	
			9
22. Orkney - - -	Royal Edinb'gh Hospital for Mental Disorders - -	13	
	District Asylum, Morayshire - - - -	1	
			14
23. Peebles - - -	District Asylum, Midlothian - - - -	4	
			4
24. Perth - - -	Royal Asylum, Perth - - - -	23	
	District Asylum, Inverness - - - -	1	
	Do. Perth - - - -	86	
			110
25. Renfrew - - -	Royal Asylum, Glasgow - - - -	1	
	Do. Montrose - - - -	1	
	District Asylum, Govan - - - -	3	
	Do. Inverness - - - -	1	
	Do. Paisley - - - -	78	
	Do. Renfrew - - - -	66	
	Parochial Asylum, Greenock - - - -	38	
			188
26. Ross - - -	District Asylum, Inverness - - - -	24	
			24
27. Roxburgh - -	District Asylum, Roxburgh - - - -	51	
			51
28. Selkirk - - -	- - - - -	...	
			...
29. Shetland - -	Royal Asylum, Montrose - - - -	15	
	Do. Perth - - - -	1	
			16
30. Stirling - - -	Royal Edinburgh Hospital for Mental Disorders - -	1	
	District Asylum, Stirling - - - -	225	
			226
31. Sutherland - -	District Asylum, Inverness - - - -	1	
			1
32. West Lothian -	District Asylum, Edinburgh - - - -	1	
	Do. Stirling - - - -	4	
			5
33. Wigtown - - -	Crichton Royal Institution, Dumfries - -	19	
			19
	TOTAL - - -		3238



Average Number of Patients Resident, and the Results of Treatment in each Asylum or other Establishment, for the Year 1928.

## (a) Royal and District Asylums.

ROYAL AND DISTRICT ASYLUMS.		Average Number Resident.		Admissions (including Transfers).		Recoveries.		Discharges not Recovered (including Transfers).		Deaths.		Proportion of Recoveries per cent. on Admissions.		Proportion of Deaths per cent. on Average Number Resident.		
		M.	F.	M.	F.	M.	F.	M.	F.	M.	F.	M.	F.	M.	F.	
1. Aberdeen Royal Asylum	...	133.5	157.0	31	55	10	13	13	17	12	14	32.3	23.6	9.0	8.9	1
	{ Private Patients do. Total	227.0	281.5	46	49	18	26	8	8	21	19	17.4	32.7	9.3	6.7	2
2. Aberdeen District Asylum	...	360.5	438.5	77	104	22	29	21	25	33	33	23.4	27.9	9.2	7.5	3
3. Argyll District Asylum	...	339.0	335.0	64	58	20	20	7	9	23	21	34.4	34.5	6.8	6.3	4
4. Ayr District Asylum	...	201.0	213.5	40	39	5	7	6	2	13	15	12.5	17.9	6.5	7.0	5
5. Banff District Asylum	...	317.5	286.0	79	83	20	32	4	7	48	48	25.3	38.6	15.1	16.8	6
	{ Private Patients do. Total	111.0	93.5	20	23	6	10	3	2	11	6	30.0	43.5	9.9	6.4	7
6. Orkney Royal Institution, Dumfries	...	168.5	173.0	14	45	3	11	6	14	12	17	21.4	24.4	6.9	7.6	8
7. Dundee Royal Asylum	...	343.0	397.5	54	86	12	21	17	20	27	32	22.2	24.4	7.9	8.1	9
8. Dundee District Asylum	...	18.5	35.5	3	4	5	1	...	2	1	4	166.7	25.0	5.4	11.3	10
9. East Lothian District Asylum	...	260.5	281.5	41	41	20	11	...	7	12	8	48.8	26.8	4.6	2.8	11
	{ Private Patients do. Total	109.0	137.0	20	20	6	9	1	3	9	8	30.0	45.0	8.3	5.8	12
10. * Edinburgh Royal Asylum	...	240.0	295.5	31	51	12	8	9	10	9	24	38.7	15.7	3.8	3.7	13
	{ Private Patients do. Total	84.0	81.5	4	12	3	2	2	4	4	3	75.0	16.7	4.8	3.0	14
11. Edinburgh District Asylum	...	324.0	377.0	35	63	15	10	11	14	13	27	42.9	15.9	4.0	7.2	15
12. Fife District Asylum	...	451.5	459.5	130	132	35	66	27	33	43	40	26.9	50.0	9.5	8.7	16
13. Glasgow Royal Asylum	...	396.0	426.0	101	92	30	21	15	19	33	54	29.7	22.8	7.6	12.7	17
14. Glasgow District Asylum, Gartloch	...	191.0	219.0	31	36	9	11	2	11	8	12	29.0	30.6	4.2	5.5	18
15. Glasgow District Asylum, Woodilee	...	451.5	364.0	72	81	20	21	30	18	37	24	27.8	25.9	8.2	6.6	19
16. Govan District Asylum	...	637.0	556.0	112	120	24	34	22	24	52	58	21.4	28.3	8.2	10.4	20
17. Inverness District Asylum	...	484.0	357.0	101	91	20	33	24	9	37	29	19.8	36.3	7.6	8.1	21
18. Kirklands Asylum at Bothwell	...	333.5	353.0	80	88	30	21	15	12	26	43	37.5	23.9	6.8	12.2	22
19. Lanark District Asylum	...	145.5	111.0	27	21	4	9	1	...	23	8	14.8	42.9	15.8	7.2	23
20. Midlothian District Asylum	...	689.0	540.0	131	101	44	37	11	8	58	54	33.6	36.6	8.7	10.0	24
	{ Private Patients do. Total	166.0	166.0	35	33	8	13	6	7	19	13	22.9	39.4	11.4	7.8	25
21. Montrose Royal Asylum	...	35.0	100.0	18	25	5	15	4	4	3	10	27.8	60.0	3.2	10.0	26
22. Moray District Asylum	...	266.0	287.0	49	56	18	15	4	8	27	15	36.7	26.8	10.2	5.2	27
23. Paisley District Asylum	...	361.0	387.0	67	81	23	30	8	12	30	25	34.3	37.0	8.3	6.5	28
24. Murray's Royal Asylum, Perth	...	63.0	101.0	10	18	2	6	1	...	1	6	20.0	33.3	1.6	5.9	29
25. Perth District Asylum	...	160.5	125.5	72	50	41	33	18	...	18	8	56.9	66.0	11.2	6.4	30
26. Renfrew District Asylum	...	63.0	63.5	15	15	4	2	4	...	3	3	26.7	13.3	4.8	4.7	31
27. Roxburgh District Asylum	...	193.5	213.0	43	53	10	18	9	8	15	15	23.8	34.0	3.1	7.0	32
28. Stirling District Asylum	...	202.0	186.5	57	59	21	13	11	16	17	29	36.8	22.0	8.4	15.5	33
	{ Private Patients do. Total	158.5	203.5	35	24	14	8	4	3	16	16	40.0	33.3	10.1	7.9	34
	{ Private Patients do. Total	536.5	417.5	150	125	49	53	34	18	58	41	32.7	42.4	10.8	9.8	35
General Results	...	8097.0	7844.0	1701	1741	617	679	314	300	672	680	30.4	33.3	8.3	8.7	36

\* This Institution is now called The Royal Edinburgh Hospital for Mental Disorders.



APPENDIX.—TABLE X.—*continued.*

Average Number of Patients Resident, and the Results of Treatment in each Asylum or other Establishment, for the Year 1928.

(b) *Private Asylums.*

Private Asylums.	Average Number Resident.		Admissions (including Transfers).		Recoveries.		Discharges not Recovered (including Transfers).		Deaths.		Proportion of Recoveries per cent. on Admissions.		Proportion of Deaths per cent. on Average Number Resident.	
	M.	F.	M.	F.	M.	F.	M.	F.	M.	F.	M.	F.	M.	F.
New Saughton Hall -	14.0	27.5	5	3	...	2	2	...	1	4	...	66.7	7.1	14.5
St. Andrews - -	...	1.0	...	...	...	...	...	...	...	...	...	...	...	...
General Results -	14.0	28.5	5	3	...	2	2	...	1	4	...	66.7	7.1	14.0

(c) *Parochial Asylum.*

(Lunatic Wards of Poorhouse with Unrestricted Licence.)

Parochial Asylum.	Average Number Resident.		Admissions (including Transfers).		Recoveries.		Discharges not Recovered (including Transfers).		Deaths.		Proportion of Recoveries per cent. on Admissions.		Proportion of Deaths per cent. on Average Number Resident.	
	M.	F.	M.	F.	M.	F.	M.	F.	M.	F.	M.	F.	M.	F.
Greenock - -	129.5	112.5	23	23	13	12	4	...	9	10	56.5	52.2	6.9	8.9



APPENDIX.—TABLE X.—*continued.*

Average Number of Patients Resident, and the Results of Treatment in each Asylum or other Establishment, for the Year 1928.

(d) *Lunatic Wards of Poorhouses with Restricted Licences.*

Lunatic Wards of Poorhouses.	Average Number Resident.		Admissions (including Transfers).		Recoveries.		Discharges not Recovered (including Transfers).		Deaths.		Proportion of Recoveries per cent. on Admissions.		Proportion of Deaths per cent. on Average Number Resident.	
	M.	F.	M.	F.	M.	F.	M.	F.	M.	F.	M.	F.	M.	F.
1. Buchan - (New Maud).	20.5	19.0	-	4	-	-	1	3	2	1	—	—	9.8	5.3
2. Cunninghame - (Irvine).	44.0	43.0	12	5	-	1	3	-	3	4	—	20.0	6.8	9.3
3. Dumbarton -	28.0	14.5	1	1	-	-	-	1	1	1	—	—	3.6	6.9
4. Dundee (East) -	49.5	48.0	4	5	-	-	1	2	2	1	—	—	4.0	2.1
5. Govan (Glasgow)	100.5	103.0	8	5	1	1	-	1	2	5	12.5	20.0	2.0	4.9
6. Inveresk - (Musselburgh).	14.5	16.0	2	-	-	-	2	-	1	-	—	—	6.9	—
7. Kincardine - (Stonehaven).	19.5	21.0	2	3	-	-	3	1	-	2	—	—	—	9.5
8. Lewis -	14.0	18.5	1	-	-	-	1	-	-	1	—	—	—	5.4
9. Linlithgow -	14.0	17.0	2	-	-	-	4	2	-	-	—	—	—	—
10. Long Island -	27.0	15.0	-	2	-	-	-	2	-	-	—	—	—	—
11. Old Monkland -	24.0	25.0	1	5	-	-	1	3	2	2	—	—	8.3	8.0
12. Paisley -	48.5	62.0	11	-	-	-	-	-	6	10	—	—	12.4	16.1
13. Perth -	20.0	20.0	-	3	-	-	-	1	-	2	—	—	—	10.0
14. Wigtown - (Stranraer).	20.5	16.0	4	-	-	-	2	-	1	-	—	—	4.9	—
General Results,	444.5	438.0	48	33	1	2	18	16	20	29	2.1	6.1	4.5	6.6

## APPENDIX.—TABLE XI.

Return exhibiting the Number of Licences granted by the Board for the Continuance, Establishment, or Renewal of Private Asylums, Lunatic Wards of Poorhouses, and Institutions for Mental Defectives during the Year ended 31st December, 1928.

Name.	Number of Licences granted for Continuance or Renewal.	Number of Licences granted for Establishment.	Total.
1. Private Asylums	2	...	2
2. Lunatic Wards of Poorhouses	14	...	14
3. Institutions for Mental Defectives	13	...	13
TOTAL	29	...	29



## APPENDIX

## Classification of all Recorded Causes of Death of Private Patients

(a) A

ESTABLISHMENTS.	Average Number Resident.		Total Number of Deaths.		1. General Paralysis of the Insane and Syphilitic Affections of Brain.		2. General Diseases of the Brain.		3. Epilepsy and Convulsions.		4. Exhaustion from Acute Mental Affections not caused by Nervous Diseases otherwise designated.		5. Diseases of the Spinal Cord and Nervous System.		6. Diseases of the Heart and Blood Vessels.
	M.	F.	M.	F.	M.	F.	M.	F.	M.	F.	M.	F.	M.	F.	M.
Aberdeen Royal -	133.5	157.0	12	14	1	...	5	1	...	...	...	2	1	...	7
Crichton Royal -	174.5	224.5	12	17	2	1	...	3	...	...	2	1	...	1	6
Dundee Royal -	18.5	35.5	1	4	...	...	1	1	...	...	...	1	...	...	...
*Edinburgh Royal -	240.0	295.5	9	24	3	...	1	5	...	...	1	2	...	...	4
Glasgow Royal -	191.0	219.0	8	12	2	...	2	5	...	...	...	...	...	...	6
Montrose Royal -	95.0	100.0	3	10	...	...	2	3	...	...	...	...	...	...	...
Murray's Royal -	63.0	63.5	3	3	...	...	1	...	...	...	...	...	...	...	1

(b) Pri

New Saughton Hall	14.0	27.5	1	4	...	...	...	...	...	...	1	1	...	...	...
St. Andrew's, Hawick	...	1.0	...	...	...	...	...	...	...	...	...	...	...	...	...
TOTAL -	929.5	1123.5	49	88	8	1	12	18	...	...	4	7	1	1	24

\* This Institution is now called the Royal Edinburgh Hospital for Mental Disorders.



## XII. (i).

Admitted in Asylums and other Establishments in the Year 1928.

8.

8.		9.		10.		11.		12.		13.		14.		15.		16.		17.	
Bronchitis, Pleurisy and other forms of Pulmonary Disease.		Diseases of the Alimentary Glandular and Genito-Urinary Systems.		Dysentery (Colitis), Diarrhoea, and Infective Enteritis.		Erysipelas, Abscess, Pyæmia, Septicæmia, and Cellulitis.		Influenza.		Typhoid and other Infectious and Contagious Diseases.		Cancer, Carcinoma, Sarcoma, Malignant Diseases, <i>excluding</i> Malignant Diseases of the Brain.		Tuberculosis and Pulmonary Phthisis.		Atrophy, Debility, and Old Age.		Suicides and Accidents.	
M.	F.	M.	F.	M.	F.	M.	F.	M.	F.	M.	F.	M.	F.	M.	F.	M.	F.	M.	F.
1	...	...	1	...	...	...	1	...	...	...	...	...	...	2	...	...	...	*1	...
...	1	...	1	...	...	...	1	...	...	...	...	...	...	2	2	3	5	...	...
...	...	1	...	...	...	...	...	...	...	...	...	...	...	...	...	...	1	...	...
2	5	...	4	...	...	...	...	...	...	...	...	3	1	2	2	5	†2	1	...
...	...	1	2	...	...	...	...	...	...	...	...	1	1	...	1	1	1	...	...
...	...	1	1	...	...	...	1	...	...	...	...	...	...	1	1	3	...	...	...
...	...	...	2	...	...	...	...	...	...	...	...	...	...	1	...	1	1	...	...
...	1	...	...	...	...	...	1	...	...	...	...	...	...	...	...	1	1	...	...
...	...	...	...	...	...	...	...	...	...	...	...	...	...	...	...	...	...	...	...
3	7	3	11	...	...	...	4	...	...	...	...	1	4	4	8	9	17	3	1

Attempted suicide prior to Admission.

One of which a suicide while absent from the Asylum on probation.



## APPENDIX

## Classification of all Recorded Causes of Death of Pauper Patient

(a) Royal an

ESTABLISHMENTS.	Average Number Resident.		Total Number of Deaths.		1.		2.		3.		4.		5.		6.	
					General Paralysis of the Insane and Syphilitic Affections of the Brain.		General Diseases of the Brain.		Epilepsy and Convulsions.		Exhaustion from Acute Mental Affections not caused by Nervous Diseases otherwise designated.		Diseases of the Spinal Cord and Nervous System.		Diseases of the Heart and Blood Vessels.	
	M.	F.	M.	F.	M.	F.	M.	F.	M.	F.	M.	F.	M.	F.	M.	F.
Aberdeen Royal - - -	227.0	281.5	21	19	...	1	1	...	1	1	...	...	...	...	11	10
Aberdeen District - - -	339.0	335.0	23	21	7	3	10	8	1	2	1	...	1	1	12	8
Argyll District - - -	201.0	213.5	13	15	2	...	4	1	...	...	...	1	1	...	10	10
Ayr District - - -	317.5	286.0	48	48	16	5	15	18	3	1	2	4	...	...	5	19
Banff District - - -	111.0	93.5	11	6	...	...	1	1	1	...	1	2	...	...	6	4
Crichton Royal - - -	168.5	173.0	15	15	...	...	2	2	...	...	...	1	...	...	6	7
Dundee District - - -	260.5	281.5	12	8	3	1	1	1	...	...	1	...	...	...	5	3
East Lothian District - - -	109.0	137.0	9	8	...	...	3	5	...	...	...	...	...	...	5	1
*Edinburgh Royal - - -	84.0	81.5	4	3	...	...	2	...	...	...	...	...	...	1	4	...
Edinburgh District - - -	451.5	459.5	43	40	6	2	9	9	3	2	...	2	...	...	20	28
Fife District - - -	396.0	426.0	30	54	2	1	1	6	...	1	...	6	1	...	6	12
Glasgow District (Gartloch) - - -	451.5	364.0	37	24	5	3	12	3	1	2	2	2	...	...	17	5
Glasgow District (Woodilee) - - -	637.0	556.0	52	58	5	5	16	25	2	4	3	2	...	...	31	25
Govan District - - -	484.0	357.0	37	29	10	2	15	3	6	3	...	...	...	1	1	10
Inverness District - - -	383.5	353.0	26	43	...	3	9	20	1	1	1	8	...	...	5	4
Kirklands Asylum - - -	145.5	111.0	23	8	3	1	8	2	3	...	...	1	1	1	5	2
Lanark District - - -	669.0	540.0	58	54	1	2	3	3	3	1	...	1	1	...	32	30
Midlothian District - - -	166.0	166.0	19	13	4	3	7	1	1	1	...	...	...	...	5	7
Montrose Royal - - -	266.0	287.0	27	15	3	...	4	4	1	1	...	...	...	...	16	12
Morayshire District - - -	63.0	101.0	1	6	...	...	...	...	...	...	...	...	...	...	...	2
Paisley District - - -	160.5	125.5	18	8	8	1	2	1	...	1	1	...	...	...	5	3
Perth District - - -	193.5	213.0	6	15	1	...	...	1	...	1	2	3	...	...	...	2
Renfrew District - - -	202.0	186.5	17	29	4	3	4	10	2	...	1	1	...	...	4	11
Roxburgh District - - -	158.5	203.5	16	16	...	...	9	7	1	...	1	...	...	...	5	3
Stirling District - - -	536.5	417.5	58	41	7	1	15	17	5	3	1	2	2	1	27	14

(b) Parochial Asylum.—Lunatic Wards of

Greenock Parochial - - -	129.5	112.5	9	10	2	...	2	2	1	...	...	1	...	...	1	3
--------------------------	-------	-------	---	----	---	-----	---	---	---	-----	-----	---	-----	-----	---	---

(c) Lunatic Wards of Poorhouses

Buchan - - -	20.5	19.0	2	1	...	...	...	...	...	...	...	...	...	...	2	...
Cunninghame - - -	44.0	43.0	3	4	...	...	1	3	...	...	...	...	...	...	1	2
Dumbarton - - -	28.0	14.5	1	1	...	...	...	...	...	...	...	...	...	...	1	1
Dundee, East - - -	49.5	48.0	2	1	...	...	2	...	...	...	...	...	...	...	2	1
Govan - - -	100.5	103.0	2	5	...	...	...	...	...	...	...	...	...	...	2	3
Inveresk - - -	14.5	16.0	1	...	...	...	1	...	...	...	...	...	...	...	...	...
Kincardine - - -	19.5	21.0	...	2	...	...	...	...	...	...	...	...	...	...	...	...
Lewis - - -	14.0	18.5	...	1	...	...	...	...	...	...	...	...	...	...	...	...
Linlithgow - - -	14.0	17.0	...	...	...	...	...	...	...	...	...	...	...	...	...	...
Long Island - - -	27.0	15.0	...	...	...	...	...	...	...	...	...	...	...	...	...	...
Old Monkland - - -	24.0	25.0	2	2	...	...	1	1	...	...	...	...	...	...	1	1
Paisley - - -	48.5	62.0	6	10	...	...	2	1	...	...	...	...	1	...	3	7
Perth - - -	20.0	20.0	...	2	...	...	...	...	...	...	...	...	...	...	...	1
Wigtown - - -	20.5	16.0	1	...	...	...	...	...	...	...	...	...	...	...	...	...
Pauper Patients - - -	7755.5	7299.5	653	635	89	37	162	155	35	25	17	38	8	5	255	251
Private Patients - - -	929.5	1123.5	49	88	8	1	12	18	...	...	4	7	1	1	24	41
TOTALS - - -	8685.0	8423.0	702	723	97	38	174	173	35	25	21	45	9	6	279	292

\* This Institution is now called the Royal Edinburgh Hospital for Mental Disorders.



## TABLE XII.—(ii.).

Died in Asylums and other Establishments in the Year 1928.

## Asylums.

7.		8.		9.		10.		11.		12.		13.		14.		15.		16.		17.	
Pneumonia.		Bronchitis, Pleurisy and other forms of Pulmonary Disease.		Diseases of the Alimentary, Glandular and Genito-Urinary Systems.		Dysentery (Colitis), Diarrhoea and Infective Enteritis.		Erysipelas, Abscess, Pyæmia, Septicæmia, and Cellulitis.		Influenza.		Typhoid and other Infectious and Contagious Diseases.		Cancer, Carcinoma, Sarcoma, Malignant Diseases, <i>excluding</i> Malignant Diseases of the Brain.		Tuberculosis and Pulmonary Phthisis.		Atrophy, Debility, and Old Age.		Suicides and Accidents.	
M.	F.	M.	F.	M.	F.	M.	F.	M.	F.	M.	F.	M.	F.	M.	F.	M.	F.	M.	F.	M.	F.
1	2	...	...	3	1	...	...	...	...	...	...	...	...	...	...	4	6	1	...	1	...
2	3	1	1	...	1	...	...	...	1	...	2	...	...	...	2	2	3	1	1	...	...
3	1	...	1	7	8	...	...	...	3	...	...	...	...	...	1	3	2	4	1	...	...
4	2	1	3	2	15	...	...	...	...	...	...	...	...	2	2	8	4	7	10	...	...
5	...	2	...	3	...	...	...	...	...	1	...	...	...	...	...	...	...	...	...	...	...
6	2	1	2	1	1	...	...	...	...	...	...	...	...	1	4	1	2	5	*2	2	...
7	...	1	1	...	...	...	1	...	...	...	...	...	...	...	1	...	1	1	...	...	...
8	...	1	1	1	1	...	...	...	...	...	...	...	...	...	...	1	1	1	1	...	...
9	2	1	...	2	1	...	...	...	...	...	...	...	...	...	...	1	1	1	...	...	...
10	1	...	3	5	2	...	...	1	...	...	...	...	...	...	1	13	5	1	...	...	...
11	12	...	...	1	4	...	...	...	3	...	...	...	...	...	3	3	3	11	18	2	...
12	11	5	...	1	...	...	1	...	...	...	...	...	...	2	...	8	...	2	12	1	...
13	3	6	7	3	1	...	...	2	4	2	...	...	...	1	3	6	4	11	18	...	...
14	11	...	...	1	...	...	...	...	2	...	1	...	...	1	...	1	6	8	4	...	...
15	1	...	2	1	2	...	...	...	1	1	...	...	...	2	1	9	7	6	18	2	...
16	1	3	...	...	1	...	...	2	...	...	...	...	...	...	...	4	2	5	1	...	...
17	7	4	2	6	3	...	...	2	2	...	1	...	...	4	1	12	4	6	20	...	†1
18	...	2	...	1	...	...	...	1	1	1	...	...	...	...	...	2	1	5	3	...	...
19	2	1	...	...	...	...	...	...	...	...	...	...	...	2	...	3	2	10	4	...	...
20	2	...	...	...	3	...	...	...	...	...	...	...	...	...	...	1	...	...	1	...	...
21	...	2	1	...	2	...	...	...	...	...	...	...	...	1	1	2	...	6	3	...	...
22	...	...	...	...	1	...	...	...	...	...	...	...	...	...	...	...	...	3	7	...	...
23	3	...	...	...	1	...	...	1	2	1	...	...	...	1	2	1	3	2	5	...	...
24	2	1	...	...	2	...	...	...	1	...	...	...	...	2	1	1	1	8	8	...	...
25	3	4	2	7	3	...	...	1	...	...	...	...	...	2	2	5	2	11	6	1	...

## Workhouse with Unrestricted Licence.

...	...	2	...	...	...	...	...	...	...	...	...	...	...	...	...	2	1	2	2	...	...
-----	-----	---	-----	-----	-----	-----	-----	-----	-----	-----	-----	-----	-----	-----	-----	---	---	---	---	-----	-----

## Asylums with Restricted Licences.

...	...	...	...	...	1	...	...	...	...	...	...	...	...	...	...	...	...	1	...	...	...
1	...	...	...	...	...	...	...	1	...	...	...	...	...	...	...	...	...	...	...	...	...
2	...	...	...	...	...	...	...	...	...	...	...	...	...	...	...	...	...	...	...	...	...
3	1	1	...	...	...	...	...	...	...	...	...	...	...	...	...	...	2	...	...	...	1
4	...	...	...	...	...	...	...	...	...	...	...	...	...	...	...	...	...	...	...	...	...
5	...	...	...	...	1	...	1	...	...	1	...	...	...	...	...	...	...	...	1	...	...
6	...	...	...	...	1	...	...	...	...	...	...	...	...	...	...	...	...	...	...	...	...
7	...	...	...	...	...	...	...	...	...	...	...	...	...	...	...	...	...	...	...	...	...
8	...	2	...	...	...	...	...	...	...	...	...	...	...	...	1	...	...	...	...	...	...
9	2	...	2	1	1	...	...	...	...	...	...	...	...	...	1	1	...	1	2	...	...
10	...	...	...	...	...	...	...	...	...	...	...	...	...	...	1	...	...	...	...	1	...
11	...	...	...	...	...	...	...	...	...	...	...	...	...	...	...	...	...	...	...	...	...
12	74	37	32	47	56	1	3	11	20	6	5	...	...	20	24	94	62	114	155	11	4
13	12	3	7	3	11	...	...	...	4	...	...	...	...	1	4	4	8	9	17	3	1
14	86	40	39	50	67	1	3	11	24	6	5	...	...	21	28	98	70	123	172	14	5

† Attempted suicide prior to admission.  
 ‡ During absence on "pass" from Asylum.



## APPENDIX—

## Return of Expenditure for each Lunacy District on Account of

LUNACY DISTRICTS.	Expenditure for Maintenance of Patients				
	In Royal Asylums.	In District Asylums.	In Parochial Asylum.	In Lunatic Wards of Poorhouses.	In Training Schools for Imbecile Children.
	£ s. d.	£ s. d.	£ s. d.	£ s. d.	£ s. d.
1. Aberdeen County.	27,472 17 4	1,562 1 0	...	1,765 2 2	22 0 0
2. Aberdeen City.	118 12 2	29,979 4 6	...	...	...
3. Argyll - -	...	14,554 1 2	...	...	...
4. Ayr - -	...	22,408 13 0	...	3,503 2 0	91 10 0
5. Banff - -	215 7 8	7,261 18 8	...	27 9 0	...
6. Bute - -	...	2,717 0 7	...	...	...
7. Caithness -	3,603 19 0	74 9 4	...	...	...
8. Dumfries -	16,578 15 4	157 3 10	...	692 16 6	45 15 0
9. Dundee -	1,026 19 8	25,351 1 2	...	4,520 9 10	...
10. East Lothian	110 0 0	5,799 15 2	...	244 3 8	44 19 3
11. Edinburgh -	5,180 8 0	57,659 5 2	...	3,069 16 6	...
12. Fife - -	...	31,024 14 6	...	...	44 17 0
13. Forfar and Kincardine.	14,846 10 4	603 0 0	...	852 15 2	...
14. Glasgow -	...	119,681 14 8	...	...	...
15. Govan - -	236 2 0	44,254 13 1	...	9,290 13 10	...
16. Inverness -	185 1 10	36,641 11 2	...	3,708 6 4	...
17. Lanark - -	88 9 0	55,058 7 0	...	2,377 17 4	...
18. Midlothian -	...	11,864 16 6	...	219 12 0	...
19. Moray (or Elgin)	124 0 6	6,420 15 0	...	...	45 15 0
20. Orkney - -	4,136 4 8	280 10 8	...	...	...
21. Paisley - -	...	10,216 13 2	...	5,758 16 4	...
22. Perth - -	91 19 4	16,015 13 10	...	87 5 2	...
23. Renfrew - -	...	22,848 10 0	15,131 14 0	...	...
24. Roxburgh -	...	16,633 15 6	...	...	...
25. Shetland -	3,172 1 0	278 18 4	...	...	...
26. Stirling - -	36 9 6	45,391 1 3	...	2,710 2 10	45 15 0
TOTALS -	77,223 17 4	584,739 8 3	15,131 14 0	38,828 8 8	340 11 3



TABLE XIII.

Pauper Lunatics during the Year ended 15th May, 1928.

during the Year.		Total Expenditure.	Amount of foregoing Expenditure contributed by Relatives, or derived from sources <i>other than Government Grant.</i>	Amount of foregoing Expenditure contributed by Government.	
In Private Dwellings.	Extra Expenditure for Certificates of Lunacy, Trial, etc., of Dangerous Lunatics, Transport of Patients, etc., etc.				
£ s. d.	£ s. d.	£ s. d.	£ s. d.	£ s. d.	
1,401 5 0	437 17 8	32,661 3 2	1,589 10 4	4,601 5 3	1
1,207 15 10	365 14 4	31,671 6 10	2,079 15 8	3,888 5 2	2
1,077 19 8	104 8 5	15,736 9 3	912 2 10	3,058 15 10	3
800 1 3	502 13 4	27,305 19 7	1,863 18 11	5,006 5 5	4
982 12 9	130 12 4	8,618 0 5	740 0 8	1,677 14 1	5
212 13 6	60 12 6	2,990 6 7	589 1 4	557 4 8	6
1,025 3 8	177 10 4	4,881 2 4	101 0 0	999 7 0	7
1,200 9 10	413 0 8	19,088 1 2	922 0 8	3,248 9 1	8
1,628 16 0	266 19 4	32,794 6 0	1,687 6 8	4,644 6 0	9
306 5 6	61 10 2	6,566 13 9	375 2 6	1,225 14 2	10
7,772 1 0	1,383 0 10	75,064 11 6	6,759 0 6	10,464 10 3	11
2,639 6 8	891 12 0	34,600 10 2	2,363 16 4	5,110 2 4	12
1,106 8 2	309 13 6	17,718 7 2	1,111 9 6	3,434 10 5	13
9,051 6 10	1,956 13 10	130,689 15 4	8,189 19 0	19,100 3 7	14
3,077 15 8	1,638 19 6	58,498 4 1	4,308 1 4	7,982 14 11	15
6,776 4 6	1,095 17 4	48,407 1 2	2,315 4 4	7,883 11 4	16
1,564 6 10	1,593 12 10	60,682 13 0	2,734 3 6	8,389 7 1	17
1,006 16 4	226 14 2	13,317 19 0	516 3 4	2,188 18 7	18
977 17 2	147 19 4	7,716 7 0	247 12 10	1,261 0 5	19
401 17 0	137 12 2	4,956 4 6	282 14 10	733 2 2	20
718 15 0	266 14 6	16,960 19 0	1,076 4 0	2,206 6 6	21
511 8 6	379 9 0	17,085 15 10	2,489 9 2	3,316 11 11	22
1,083 4 10	494 12 9	39,558 1 7	3,443 3 8	4,234 6 8	23
832 14 4	327 18 8	17,794 8 6	1,190 19 2	2,635 19 6	24
515 10 10	229 19 2	4,196 9 4	79 1 8	770 10 5	25
2,849 15 0	992 3 2	52,025 6 9	3,625 17 0	7,084 10 4	26
50,728 11 8	14,593 11 10	781,586 3 0	51,592 19 9	115,703 13 1	



## APPENDIX—TABLE XIV.

The Average Weekly Cost of Maintenance of Pauper Lunatics in the different Classes of Establishments, and in Private Dwellings, in each of the Eight Years 1920-21 to 1927-28.

ASYLUMS.	1920-21	1921-22	1922-23	1923-24	1924-25	1925-26	1926-27	1927-28
	s. d.	s. d.	s. d.	s. d.	s. d.	s. d.	s. d.	s. d.
In Royal and District Asylums, Private Asylums, Parochial Asylums, and Schools for Imbeciles - -	21 10	26 4	22 4	19 11	20 2	19 11	19 10	19 9
In Lunatic Wards of Poorhouses - -	18 9	21 8	17 10	16 4	16 11	16 8	17 3	16 11
In Private Dwellings -	12 6	12 6	13 4	12 10	12 5	12 1	12 6	12 3
GENERAL AVERAGES -	20 9	24 2	21 5	19 3	19 5	19 3	19 3	19 2

## APPENDIX—TABLE XV.

The Weekly Rate of Maintenance for each mode of providing for Pauper Lunatics in each Lunacy District during the Year ending 15th May, 1928.

LUNACY DISTRICTS.	In Royal, District, and Parochial Asylums, and Training Schools for Imbecile Children.	In Licensed Wards of Poor-houses with Restricted Licences.	In Private Dwellings.	General Averages. (This also includes the Extra Expenditure for Certificates of Lunacy, Cost of Transport, etc.)
	s. d.	s. d.	s. d.	s. d.
1. Aberdeen County -	22 2	12 4	12 0	20 7
2. Aberdeen City - -	19 0	...	12 3	18 10
3. Argyll - - -	18 6	...	13 10	18 3
4. Ayr - - - -	16 3	15 8	9 11	16 2
5. Banff - - - -	14 8	10 6	11 10	14 6
6. Bute - - - -	18 4	...	16 4	18 7
7. Caithness - - -	16 5	...	13 2	16 2
8. Dumfries - - -	19 1	11 1	12 6	18 5
9. Dundee - - - -	19 10	18 1	15 3	19 6
10. East Lothian - -	17 3	13 5	13 1	16 11
11. Edinburgh - - -	24 2	17 1	14 1	22 6
12. Fife - - - -	18 0	...	16 1	18 4
13. Forfar and Kincardine-	16 2	13 1	14 8	16 2
14. Glasgow - - - -	20 5	...	13 7	20 0
15. Govan - - - -	19 1	17 6	9 6	18 5
16. Inverness - - -	20 3	18 9	9 2	17 6
17. Lanark - - - -	18 4	18 3	10 11	18 6
18. Midlothian - - -	17 9	14 1	14 11	17 9
19. Morayshire (or Elgin) -	18 1	...	11 9	17 3
20. Orkney - - - -	23 3	...	10 4	21 8
21. Paisley - - - -	21 4	19 9	13 2	20 7
22. Perth - - - -	16 7	16 9	10 3	16 8
23. Renfrew - - - -	24 6	...	12 3	24 1
24. Roxburgh - - -	20 5	...	12 4	20 2
25. Shetland - - - -	17 8	...	8 8	16 6
26. Stirling - - - -	20 1	14 3	14 1	19 7
GENERAL AVERAGES -	19 9	16 11	12 3	19 2



## APPENDIX.—TABLE XVI.

Present Weekly Rates of Board for Maintenance in Royal and District Asylums, and the estimated Weekly Cost of Patients in Parochial Asylums and Poorhouses.

ROYAL OR CHARTERED ASYLUMS.				Rates for Pauper Patients.		Minimum Rates for Private Patients.*	
				From the District.	From beyond the District.	Special or District Rate.	General Rate.
				s. d.	s. d.	s. d.	s. d.
Aberdeen Royal Asylum	-	-	-	21 1	25 0	23 1	32 8
Crichton	"	"	-	19 5	27 8	27 8	27 8
Dundee	"	"	-	...	...	20 0	40 0
Edinburgh	"	"	-	21 0	23 0	...	22 4
Glasgow	"	"	-	...	...	...	25 0
Montrose	"	"	-	15 9	16 4	16 11	18 5
Murray's	"	"	Perth	...	...	30 9	46 2
DISTRICT ASYLUMS.				s. d.	s. d.	s. d.	s. d.
Aberdeen District Asylum	-	-	-	18 6	18 6	...	...
Argyll and Bute District Asylum	-	-	-	17 6	24 0	19 0	19 0
Ayr	"	"	-	15 5	19 3	17 4	21 2
Banff	"	"	-	14 0	20 0	22 4	22 4
Dundee	"	"	-	18 8	21 7	...	...
East Lothian	"	"	-	16 6	18 5	18 5	19 3
Edinburgh	"	"	-	23 4	26 0	26 0	...
Fife	"	"	-	18 5	22 3	22 3	22 3
Glasgow District Asylum (Gartloch)	-	-	-	22 9	22 9	22 9	22 9
Glasgow	"	"	(Woodilee)	21 0	...	...	...
Govan	"	"	-	19 0	22 6	...	25 5
Inverness	"	"	-	20 0	21 6	20 0	20 0
Kirklands Asylum, Bothwell	-	-	-	19 3	23 3	...	...
Lanark District Asylum	-	-	-	18 1	23 4	21 0	23 4
Midlothian	"	"	-	17 6	19 10	...	24 5
Moray	"	"	-	17 4	19 2	...	...
Paisley	"	"	-	19 10	23 8	...	23 10
Perth	"	"	-	16 0	22 6	22 6	22 6
Renfrew	"	"	-	22 0	...	...	...
Roxburgh	"	"	-	20 6	21 7	25 0	26 11
Stirling	"	"	-	19 10	25 0	21 2	...
PAROCHIAL ASYLUM.				† Estimated Weekly Cost of Patients belonging to Parish or Combination.		Rates charged for Boarders from other Parishes.	
				s. d.	s. d.	s. d.	s. d.
Greenock Parochial Asylum				24	11	25	0
LUNATIC WARDS OF POORHOUSES.	† Estimated Weekly Cost of Patients belonging to Parish or Combination.	Rates charged for Boarders from other Parishes.	LUNATIC WARDS OF POORHOUSES—Continued.	† Estimated Weekly Cost of Patients belonging to Parish or Combination.	Rates charged for Boarders from other Parishes.		
	s. d.	s. d.		s. d.	s. d.		
Buchan	12 2	10 6	Lewis	16 5	...		
Cunninghame	15 0	15 0	Linlithgow	13 0	17 0		
Dumbarton	16 7	...	Long Island	11 6	13 0		
Dundee, East	16 9	...	Old Monkland	18 6	18 0		
Govan	18 0	18 0	Paisley	16 9	18 1		
Inveresk	13 5	...	Perth	...	20 0		
Kincardine	13 10	14 7	Wigtown	13 5	14 7		

\* Most, if not all, of the Royal Asylums receive special cases at lower rates.

† The rent is taken as the proportion allocated to the lunatic wards of the gross rental in the valuation roll for the year, divided by the number of inmates for which the wards are licensed.



## APPENDIX A.—

The Expenditure of District Boards of Control on  
during the Financial

ASYLUMS.	Average Number of Patients Resident during the Financial Year.	MAINTENANCE EXPENDITURE FROM					
		1.		2.		3.	
		Butcher Meat, Fresh, Cured, and Tinned; Condensed Preparations of Meat, Poultry, and Game.		Fish, Fresh and Cured.		Milk.	
		Total.	Per Patient.	Total.	Per Patient.	Total.	Per Patient.
		£	£ s. d.	£	£ s. d.	£	£ s. d.
1. Aberdeen ...	665	2,278	3 8 6	189	0 5 8	1,331	2 0 0
2. Argyll ...	406	1,351	3 6 6	264	0 13 0	2,367	5 16 7
3. Ayr ...	620	2,118	3 8 4	335	0 10 10	1,240	2 0 0
4. Banff ...	204	748	3 13 4	162	0 15 11	584	2 17 3
5. Dundee ...	538	1,511	2 16 2	406	0 15 1	1,510	2 16 2
6. East Lothian ...	247	1,079	4 7 4	193	0 15 8	992	4 0 4
7. Edinburgh ...	951	5,459	5 14 9	622	0 13 1	3,373	3 10 11
8. Fife ...	796	3,198	4 0 4	465	0 11 8	1,990	2 10 0
9. Glasgow (Gartloch)	816	2,361	2 17 10	463	0 11 4	1,800	2 4 1
10. Glasgow (Woodilee)	1,177	3,430	2 18 3	1,233	1 0 11	2,894	2 9 2
11. Govan ...	825	2,737	3 6 4	482	0 11 8	2,749	3 6 8
12. Inverness ...	716	2,905	4 1 1	532	0 14 10	2,203	3 1 6
13. Kirklands ...	255	796	3 2 5	143	0 11 3	601	2 7 2
14. Lanark ...	1,215	3,404	2 16 0	442	0 7 3	3,770	3 2 1
15. Midlothian ...	335	999	2 19 8	134	0 8 0	1,223	3 13 0
16. Morayshire ...	157	577	3 13 6	84	0 10 8	507	3 4 7
17. Paisley ...	287	969	3 7 6	189	0 13 2	586	2 0 10
18. Perth ...	393	1,110	2 16 6	229	0 11 8	778	1 19 7
19. Renfrew ...	369	1,070	2 18 0	284	0 15 5	1,194	3 4 9
20. Roxburgh ...	362	1,574	4 7 0	136	0 7 6	1,338	3 13 11
21. Stirling ...	951	2,887	3 0 9	427	0 9 0	2,898	3 0 11
Totals and Averages ...	12,285	42,561	3 9 3	7,414	0 12 1	35,928	2 18 6

GENERAL NOTES.—(a) The expenses in connection with land, buildings,  
(b) Fractions of 1d. which are under  $\frac{1}{2}$ d. have been

The cost of furniture and furnishings included in this Table refers only  
and furnishings required for original building.



TABLE XVII.

The Maintenance and Management of Pauper Lunatics  
Year 1927-1928.

15TH MAY, 1927, TO 15TH MAY, 1928.										
4.		5.		6.		7.		8.		
Butter, Margarine, Suet, Lard, Eggs, and Cheese.		Bread, Flour, Meal, Barley, Pease, Rice, etc.		Potatoes, Green Vegetables, Turnips, etc.		Sugar.		Preserves, Treacle, etc.		
Total.	Per Patient.	Total.	Per Patient.	Total.	Per Patient.	Total.	Per Patient.	Total.	Per Patient.	
£	£ s. d.	£	£ s. d.	£	£ s. d.	£	£ s. d.	£	£ s. d.	
900	1 7 1	2,877	4 6 6	637	0 19 2	315	0 9 6	52	0 1 7	1
584	1 8 9	1,337	3 5 10	589	1 9 0	248	0 12 3	29	0 1 5	2
1,128	1 16 5	2,412	3 17 10	755	1 4 4	242	0 7 10	39	0 1 3	3
256	1 5 1	766	3 15 1	293	1 8 9	96	0 9 5	20	0 2 0	4
688	1 5 7	1,726	3 4 2	692	1 5 9	257	0 9 7	59	0 2 2	5
326	1 6 5	1,020	4 2 7	477	1 18 7	106	0 8 7	14	0 1 2	6
2,332	2 9 1	3,706	3 17 11	1,453	1 10 7	644	0 13 7	40	0 0 10	7
846	1 1 3	2,685	3 7 6	1,016	1 5 6	365	0 9 2	72	0 1 10	8
1,716	2 2 1	2,803	3 8 8	994	1 4 4	342	0 8 5	221	0 5 5	9
2,555	2 3 5	3,250	2 15 3	1,232	1 0 11	617	0 10 6	163	0 2 9	10
1,398	1 13 11	2,331	2 16 6	1,198	1 9 1	422	0 10 3	9	0 0 3	11
1,304	1 16 5	3,046	4 5 0	646	0 18 0	348	0 9 9	251	0 7 0	12
319	1 5 0	870	3 8 3	355	1 7 10	136	0 10 8	10	0 0 9	13
1,495	1 4 7	3,607	2 19 4	1,348	1 2 2	604	0 9 11	77	0 1 3	14
492	1 9 4	1,329	3 19 4	505	1 10 2	170	0 10 2	18	0 1 1	15
148	0 18 10	655	4 3 5	172	1 1 11	82	0 10 5	28	0 3 7	16
701	2 8 10	1,195	4 3 3	333	1 3 3	136	0 9 6	55	0 3 10	17
623	1 11 8	1,529	3 17 10	560	1 8 6	233	0 11 10	14	0 0 9	18
610	1 13 1	1,703	4 12 4	403	1 1 10	227	0 12 4	83	0 4 6	19
707	1 19 1	1,568	4 6 8	773	2 2 8	223	0 12 4	12	0 0 8	20
1,876	1 19 5	2,826	2 19 5	999	1 1 0	588	0 12 4	88	0 1 10	21
21,004	1 14 2	43,241	3 10 5	15,430	1 5 1	6,401	0 10 5	1,354	0 2 2	

urnishings, &c., payable out of the County Assessments, are given in Table XXI.  
omitted, and all fractions above  $\frac{1}{2}$ d. have been reckoned as 1d.

to the replacement or repair of what has been worn out or destroyed. The cost of furniture  
or additions is given in Table XXI.



## APPENDIX A.—

The Expenditure of District Boards of Control on  
during the Financial

ASYLUMS.	MAINTENANCE EXPENDITURE FROM							
	9.		10.		11.		12.	
	Tea, Coffee, and Cocoa.		Wines, Spirits, and Malt Liquors.		Fresh and Dry Fruits, and Minor Articles of Food.		Tobacco.	
	Total.	Per Patient.	Total.	Per Patient.	Total.	Per Patient.	Total.	Per Male Patient.
	£	£ s. d.	£	£ s. d.	£	£ s. d.	£	£ s. d.
1. Aberdeen ...	389	0 11 8	32	0 1 0	153	0 4 7	369	1 2 0
2. Argyll ...	358	0 17 8	59	0 2 11	175	0 8 7	362	1 16 11
3. Ayr ...	317	0 10 3	8	0 0 3	166	0 5 4	456	1 8 3
4. Banff ...	96	0 9 5	42	0 4 1	121	0 11 10	139	1 4 7
5. Dundee ...	431	0 16 0	...	...	94	0 3 6	472	1 16 4
6. East Lothian ...	166	0 13 5	1	0 0 1	118	0 9 7	157	1 8 9
7. Edinburgh ...	705	0 14 10	152	0 3 2	1,233	1 5 11	495	1 1 3
8. Fife ...	416	0 10 5	...	...	986	1 4 9	777	2 1 3
9. Glasgow (Gartloch)	635	0 15 7	103	0 2 6	399	0 9 9	769	1 13 11
10. Glasgow (Woodilee)	968	0 16 5	76	0 1 3	453	0 7 8	1,074	1 14 4
11. Govan ...	510	0 12 4	83	0 2 0	680	0 16 6	666	1 8 2
12. Inverness ...	455	0 12 8	82	0 2 3	306	0 8 6	676	1 15 11
13. Kirklands ...	137	0 10 9	13	0 1 0	149	0 11 8	213	1 9 5
14. Lanark ...	904	0 14 11	74	0 1 3	410	0 6 9	725	1 1 8
15. Midlothian ...	253	0 15 1	161	0 9 7	182	0 10 10	246	1 9 6
16. Morayshire ...	112	0 14 3	16	0 2 0	64	0 8 2	130	2 3 4
17. Paisley ...	221	0 15 5	50	0 3 6	69	0 4 10	194	1 4 1
18. Perth ...	184	0 9 4	17	0 0 10	173	0 8 10	287	1 11 0
19. Renfrew ...	331	0 17 11	4	0 0 3	162	0 8 9	275	1 10 7
20. Roxburgh ...	242	0 13 4	66	0 3 8	230	0 12 8	233	1 9 10
21. Stirling ...	626	0 13 2	26	0 0 7	709	0 14 11	759	1 8 2
Totals and Averages ...	8,456	0 13 9	1,065	0 1 9	7,032	0 11 5	9,474	1 9 9

1 GENERAL NOTES.—(a) The expenses in connections with land, buildings,  
(b) Fractions of 1d. which are under  $\frac{1}{2}$ d. have been

2 The cost of furniture and furnishings included in this Table refers only  
and furnishings required for original buildings



TABLE XVII.—*continued.*

The Maintenance and Management of Pauper Lunatics  
 Year 1927-1928.

15TH MAY, 1927, TO 15TH MAY, 1928.										
13.		14.		15.		16.		17.		
Household Requisites.		Laundry Requisites.		Clothing, Boots and Shoes.		Medicines and Surgical Appliances.		Fuel, Light, and Water.		
Total.	Per Patient.	Total.	Per Patient.	Total.	Per Patient.	Total.	Per Patient.	Total.	Per Patient.	
£	£ s. d.	£	£ s. d.	£	£ s. d.	£	£ s. d.	£	£ s. d.	
163	0 4 11	293	0 8 10	1,533	2 6 1	336	0 10 1	4,739	7 2 6	1
88	0 4 4	197	0 9 8	1,018	2 10 2	199	0 9 10	1,691	4 3 4	2
213	0 6 10	371	0 12 0	1,520	2 9 0	179	0 5 9	3,574	5 15 3	3
79	0 7 9	89	0 8 9	486	2 7 8	203	0 19 11	1,148	5 12 7	4
393	0 14 7	89	0 3 4	1,069	1 19 9	348	0 12 11	2,263	4 4 2	5
157	0 12 9	162	0 13 1	834	3 7 6	185	0 15 0	1,302	5 5 5	6
479	0 10 1	700	0 14 9	2,236	2 7 0	601	0 12 8	5,294	5 11 4	7
999	1 5 1	597	0 15 0	2,955	3 14 3	568	0 14 3	3,334	4 3 9	8
397	0 9 9	145	0 3 7	1,880	2 6 1	914	1 2 5	4,919	6 0 7	9
566	0 9 7	586	0 9 11	3,321	2 16 5	967	0 16 5	5,164	4 7 9	10
297	0 7 2	457	0 11 1	2,309	2 16 0	470	0 11 5	3,691	4 9 6	11
518	0 14 6	354	0 9 11	2,607	3 12 9	357	0 10 0	4,709	6 11 5	12
99	0 7 9	190	0 14 11	640	2 10 2	140	0 11 0	963	3 15 6	13
377	0 6 3	280	0 4 7	3,528	2 18 1	764	0 12 7	3,830	3 3 1	14
164	0 9 9	139	0 8 4	880	2 12 6	183	0 10 11	1,827	5 9 1	15
58	0 7 5	37	0 4 9	394	2 10 2	93	0 11 10	724	4 12 3	16
199	0 13 10	216	0 15 1	887	3 1 10	233	0 16 3	1,055	3 13 6	17
234	0 11 11	149	0 7 7	937	2 7 8	77	0 3 11	1,562	3 19 6	18
205	0 11 1	209	0 11 4	1,061	2 17 6	309	0 16 9	3,828	10 7 6	19
218	0 12 1	162	0 8 11	820	2 5 4	343	0 18 11	2,044	5 12 11	20
364	0 7 8	504	0 10 7	2,763	2 18 1	493	0 10 4	4,416	4 12 10	21
2,267	0 10 2	5,926	0 9 8	33,678	2 14 10	7,962	0 13 0	62,077	5 1 1	

urnishings, &c., payable out of the County Assessments are given in Table XXI.  
 nitted, and all fractions above  $\frac{1}{2}$ d. have been reckoned as 1d.

the replacement or repair of what has been worn out or destroyed. The cost of furniture  
 additions is given in Table XXI.



## APPENDIX A.

The Expenditure of District Boards of Control  
during the Financial Year 1890-1891.

ASYLUMS.	MAINTENANCE EXPENDITURE FROM								
	18.								
	Salaries and Wages.								
	Of Officers.		Of Attendants and Servants.		Of Artisans.		Total of Salaries and Wages.		
	Total.	Per Patient.	Total.	Per Patient.	Total.	Per Patient.	Total.	Per Patient.	
	£	£ s. d.	£	£ s. d.	£	£ s. d.	£	£ s. d.	
1. Aberdeen ...	2,910	4 7 6	12,157	18 5 8	1,578	2 7 5	16,645	25 0 7	
2. Argyll ...	2,038	5 0 4	5,043	12 8 5	764	1 17 8	7,845	19 6 5	
3. Ayr ...	3,006	4 17 0	8,839	14 5 1	...	...	11,845	19 2 1	
4. Banff ...	1,124	5 10 2	1,605	7 17 4	...	...	2,729	13 7 6	
5. Dundee ...	2,338	4 6 11	7,153	13 5 11	1,068	1 19 8	10,559	19 12 6	
6. East Lothian ...	675	2 14 8	2,209	8 18 10	...	...	2,884	11 13 6	
7. Edinburgh ...	5,859	6 3 2	15,934	16 15 1	1,956	2 1 2	23,749	24 19 6	
8. Fife ...	2,667	3 7 0	9,063	11 7 9	1,665	2 1 10	13,395	16 16 7	
9. Glasgow (Gartloch) ...	3,110	3 16 2	20,888	25 12 0	...	...	23,998	29 8 2	
10. Glasgow (Woodilee) ...	3,727	3 3 4	26,021	22 2 2	...	...	29,748	25 5 6	
11. Govan ...	3,644	4 8 4	18,856	22 17 1	223	0 5 5	22,723	27 10 10	
12. Inverness ...	3,405	4 15 1	9,046	12 12 6	723	1 0 2	13,174	18 7 9	
13. Kirkcaldy ...	1,583	6 4 2	4,841	18 19 8	134	0 10 6	6,558	25 14 4	
14. Lanark ...	4,569	3 15 2	22,722	18 14 0	1,724	1 8 5	29,015	23 17 8	
15. Midlothian ...	1,905	5 13 8	3,736	11 3 1	...	...	5,641	16 16 9	
16. Morayshire ...	659	4 3 11	2,148	13 13 8	...	...	2,807	17 17 7	
17. Paisley ...	2,003	6 19 7	3,665	12 15 5	...	...	5,668	19 15 0	
18. Perth ...	1,930	4 18 2	3,706	9 8 7	471	1 4 0	6,107	15 10 9	
19. Renfrew ...	2,617	7 1 10	6,950	18 16 8	...	...	9,567	25 18 6	
20. Roxburgh ...	2,141	5 18 4	5,497	15 3 8	480	1 6 6	8,118	22 8 6	
21. Stirling ...	3,472	3 13 0	15,376	16 3 4	1,461	1 10 9	20,309	21 7 1	
Totals and Averages, ...	55,382	4 10 2	205,455	16 14 6	12,247	0 19 11	273,084	22 4 7	

1 GENERAL NOTES.—(a) The expenses in connection with land, buildings  
(b) Fractions of 1d. which are under  $\frac{1}{2}$ d. have been

2 The cost of furniture and furnishings included in this Table refers only  
and furnishings required for original buildings.



## XVII.—continued.

Maintenance and Management of Pauper Lunatics  
1927-1928.

MAY, 1927, TO 15TH MAY, 1928.										
19.		20.		21.		22.		23.		ASYLUMS.
Expenses, including Rates, Taxes, Assessments, &c.		Furniture and Furnishings. <sup>2</sup>		Total Maintenance Expenses.		Deduct Miscellaneous Receipts (including Profit or Loss on Farm and Garden).		Net Maintenance Expenses.		
Per Patient.	Total.	Per Patient.	Total.	Per Patient.		Total.	Per Pauper Patient (Calculated on the Average Number of Pauper Patients Resident).			
£ s. d.	£	£ s. d.	£	£ s. d.	£	£	£ s. d.			
3 4 2	1,099	1 13 1	36,463	54 16 8	—9,116	27,347	43 15 10	1. Aberdeen.		
3 17 8	724	1 15 8	21,062	51 17 6	—4,752	16,310	43 12 2	2. Argyll.		
2 14 10	971	1 11 4	29,590	47 14 6	—5,711	23,879	43 3 7	3. Ayr.		
2 16 1	569	2 15 9	9,198	45 1 9	—1,908	7,290	37 7 8	4. Banff.		
5 3 1	1,124	2 1 9	26,463	49 3 9	—2,853	23,610	46 1 4	5. Dundee.		
2 15 8	632	2 11 2	11,492	46 10 6	—1,556	9,936	42 11 1	6. East Lothian.		
4 17 11	1,645	1 14 7	59,573	62 12 10	—9,534	50,039	53 9 7	7. Edinburgh.		
2 11 9	2,013	2 10 7	38,735	48 13 3	—7,044	31,691	42 7 4	8. Fife.		
3 5 2	1,731	2 2 5	49,249	60 7 1	—4,912	44,337	57 2 0	9. Glasgow (Gartloch).		
2 12 6	1,997	1 13 11	63,386	53 17 1	—3,490	59,896	52 14 1	10. Glasgow (Woodilee).		
3 19 8	1,242	1 10 1	47,741	57 17 4	—12,319	35,422	46 8 6	11. Govan.		
2 14 0	2,005	2 16 0	38,413	53 12 3	—4,922	33,491	49 5 9	12. Inverness.		
5 9 11	593	2 6 6	14,326	56 3 7	—2,173	12,153	50 14 10	13. Kirklands.		
2 16 6	3,021	2 9 9	61,106	50 5 10	—12,792	48,314	43 6 7	14. Lanark.		
5 10 0	717	2 2 10	17,105	51 1 2	—1,869	15,236	51 11 2	15. Midlothian.		
4 11 3	223	1 8 5	7,627	48 11 7	—1,381	6,246	44 18 8	16. Morayshire.		
2 12 8	1,149	4 0 1	14,861	51 15 7	—4,034	10,827	45 7 11	17. Paisley.		
2 7 11	751	1 18 3	16,495	41 19 5	—3,341	13,154	35 10 1	18. Perth.		
4 11 5	491	1 6 7	23,703	64 4 9	—4,429	19,274	55 2 11	19. Renfrew.		
3 1 11	665	1 16 9	20,593	56 17 9	—4,035	16,558	50 12 9	20. Roxburgh.		
3 17 0	1,323	1 7 10	48,541	51 0 10	—10,045	38,496	44 2 11	21. Stirling.		
3 9 6	24,685	2 0 2	655,722	53 7 6	—112,216	543,506	42 4 3	Totals and Averages.		

ings, &c., payable out of the County Assessments, are given in Table XXI.  
in, and all fractions above  $\frac{1}{2}$ d. have been reckoned as 1d.

Replacement or repair of what has been worn out or destroyed. The cost of furniture  
ations is given in Table XXI



## APPENDIX—

\* The Quantity per Patient of the various Articles of Dietary and of  
1927-1928, and the Price

ASYLUMS.	Average Number of Inmates.			1. Fresh Butcher Meat.		2. Cured Butcher Meat.		3. Tinned Butcher Meat.	
	Patients.	Officers and Servants Boarded.	Total.	Quantity per Patient.	Price per cwt.	Quantity per Patient.	Price per cwt.	Quantity per Patient.	Price per cwt.
				lbs.	£ s. d.	lbs.	£ s. d.	lbs.	£ s. d.
1. Aberdeen - -	665	109	774	99	2 16 9	*	8 14 0	8	2 16 3
2. Argyll - - -	406	62	468	73	3 6 8	*	7 0 0	10	2 19 7
3. Ayr - - - -	620	110	730	70	3 17 8	*	13 15 5	12	3 4 5
4. Banff - - -	204	36	240	76	3 10 6	...	...	10	3 19 3
5. Dundee - - -	538	83	621	75	2 12 4	*	7 4 3	13	2 15 8
6. East Lothian -	247	48	295	46	4 17 11	5	4 14 4	...	15 0 4
7. Edinburgh - -	951	197	1,148	94	3 17 2	9	4 11 1	10	2 11 6
8. Fife - - - -	796	139	935	78	3 10 10	...	...	6	4 18 0
9. Glasgow (Gartloch)	816	157	973	88	2 2 8	1	6 1 11	7	3 6 1
10. Glasgow (Woodilee)	1,177	236	1,413	82	2 6 5	*	5 18 0	11	2 14 0
11. Govan - - -	825	130	955	71	3 2 4	...	...	3	2 19 4
12. Inverness - -	716	154	870	71	3 16 5	...	...	2	4 7 4
13. Kirklands - -	255	6	261	48	3 11 0	1	6 14 9	12	2 14 7
14. Lanark - - -	1,215	163	1,378	59	3 10 3	*	8 6 5	9	3 3 5
15. Midlothian - -	335	59	394	67	2 12 8	*	9 0 1	16	2 14 1
16. Morayshire - -	157	34	191	81	3 17 9	1	9 9 2	...	...
17. Paisley - - -	287	47	334	72	4 7 8	1	7 13 1	...	...
18. Perth - - - -	393	57	450	76	2 14 11	...	...	10	3 2 2
19. Renfrew - - -	369	87	456	64	2 16 8	*	6 7 0	4	3 11 8
20. Roxburgh - -	362	68	430	99	2 15 4	4	6 9 7	16	4 5 3
21. Stirling- - - -	951	178	1,129	77	2 8 10	...	...	7	3 9 3
TOTALS and MEANS	12,285	2,160	14,445	75	3 5 4	2	7 9 3	9	3 18 6

\* In the cases marked thus, the article also formed part of the asylum dietary, but the items marked \* have been taken as 0-5.



TABLE XVIII.

Tobacco supplied to each District Asylum, during the Financial Year of each Article supplied.

Poultry and Game.		5. Fresh Fish.		6. Cured Fish.		7. Unskimmed Milk.		8. Skimmed Milk.		9. Butter and Margarine.		
Quantity per Patient	Price per cwt.	Quantity per Patient	Price per cwt.	Quantity per Patient	Price per cwt.	Quantity per Patient	Price per gal.	Quantity per Patient	Price per gal.	Quantity per Patient	Price per cwt.	
os.	£ s. d.	lbs.	£ s. d.	lbs.	£ s. d.	gal.	£ s. d.	gal.	£ s. d.	lbs.	£ s. d.	
...	...	10	2 2 0	...	...	32	0 1 0	...	...	17	4 0 1	1
*	5 4 3	19	1 5 8	25	1 9 6	52	0 1 10	...	...	18	4 7 5	2
*	7 6 10	27	1 18 5	*	4 3 8	31	0 1 1	...	...	24	3 13 3	3
*	4 4 0	37	1 10 10	...	...	36	0 1 3	11	0 0 4	10	3 19 2	4
...	...	28	1 7 3	17	1 15 2	35	0 1 6	...	...	19	3 10 8	5
*	9 17 10	27	2 1 5	4	3 4 5	46	0 1 6	...	...	14	5 2 0	6
2	5 13 8	30	1 9 10	2	1 17 9	33	0 1 9	...	...	23	3 14 11	7
...	...	22	1 5 3	8	1 17 8	29	0 1 5	...	...	11	2 11 10	8
*	7 5 11	20	2 7 5	*	2 9 5	29	0 1 2	...	...	19	4 15 2	9
*	8 19 2	37	2 3 8	*	2 9 10	31	0 1 3	...	...	20	4 12 0	10
...	...	31	1 8 5	...	...	43	0 1 4	...	...	22	4 2 5	11
*	6 9 11	56	0 19 1	13	1 5 8	37	0 1 4	...	...	18	4 7 1	12
...	...	29	1 8 5	...	...	32	0 1 4	...	...	13	4 0 5	13
...	...	16	1 6 0	8	1 7 6	38	0 1 5	*	0 0 2	18	3 10 4	14
...	...	20	1 0 7	5	2 2 10	38	0 1 7	...	...	13	3 16 6	15
2	4 3 6	29	1 13 4	...	...	40	0 1 4	...	...	8	3 15 11	16
...	...	15	2 0 6	11	2 5 4	29	0 1 3	...	...	25	3 7 7	17
1	2 2 5	15	1 4 0	19	1 19 8	29	0 1 2	...	...	17	7 6 2	18
1	5 9 6	40	1 7 10	3	2 2 3	42	0 1 4	...	...	18	4 8 11	19
...	...	30	0 19 1	1	2 12 10	41	0 1 5	...	...	20	3 11 1	20
*	7 10 3	30	0 17 4	...	...	40	0 1 4	...	...	24	4 2 1	21
1	6 3 11	27	1 10 4	8	2 4 3	36	0 1 4	6	0 0 3	18	4 2 8	

quantity used was below 1 unit per inmate during the year; in calculating mean quantities



## APPENDIX—

The Quantity per Patient of the various Articles of Dietary and of  
1927-1928, and the Price

ASYLUMS.	10. Suet, Lard, etc.			11. Eggs.			12. Cheese.			13. Bread.		
	Quantity per Patient	Price per cwt.		Quantity per Patient	Price per cwt.		Quantity per Patient	Price per cwt.		Quantity per Patient	Price per cwt.	
		lbs.	£ s. d.		lbs.	£ s. d.		lbs.	£ s. d.		lbs.	£ s. d.
1. Aberdeen - - -	...	...	...	6	4 6 0	...	5	4 19 6	381	0 18 0	...	...
2. Argyll - - -	2	2 5 10	...	4	6 10 0	...	2	5 5 4	16	1 1 10	...	...
3. Ayr - - -	...	...	...	10	7 11 2	...	3	5 9 1	414	0 14 3	...	...
4. Banff - - -	3	3 14 8	...	5	5 5 2	...	8	3 15 5	273	0 18 0	...	...
5. Dundee - - -	...	...	...	6	4 18 4	...	...	...	255	0 16 10	...	...
6. East Lothian - - -	3	1 17 4	...	3	6 1 1	...	3	5 4 10	248	1 0 11	...	...
7. Edinburgh - - -	*	3 1 9	...	8	6 19 10	...	5	5 4 11	330	0 16 7	...	...
8. Fife - - -	6	2 11 4	...	...	...	...	2	5 0 0	254	0 17 3	...	...
9. Glasgow (Gartloch) - - -	1	1 13 4	...	11	7 4 10	...	...	...	305	0 16 1	...	...
10. Glasgow (Woodilee) - - -	1	2 1 0	...	7	7 6 0	...	2	4 8 5	...	...	...	...
11. Govan - - -	*	2 14 10	...	4	7 12 1	...	3	5 1 7	28	0 16 5	...	...
12. Inverness - - -	2	2 6 0	...	*	6 0 8	...	8	4 14 1	336	0 18 2	...	...
13. Kirklands - - -	3	2 16 0	...	3	7 11 1	...	*	5 9 2	250	0 17 10	...	...
14. Lanark - - -	5	3 4 3	...	*	8 1 1	...	5	5 3 6	...	...	...	...
15. Midlothian - - -	...	...	...	5	7 6 3	...	5	5 2 7	288	0 19 8	...	...
16. Morayshire - - -	2	2 7 4	...	6	4 19 9	...	6	3 3 1	265	1 2 7	...	...
17. Paisley - - -	3	3 5 4	...	14	5 10 6	...	13	5 0 3	341	0 18 3	...	...
18. Perth - - -	...	...	...	*	5 3 4	...	2	4 15 2	329	0 19 0	...	...
19. Renfrew - - -	...	...	...	*	7 5 4	...	5	4 17 3	408	0 16 3	...	...
20. Roxburgh - - -	...	...	...	8	5 15 6	...	14	4 8 4	323	0 18 4	...	...
21. Stirling - - -	5	2 6 2	...	4	6 7 7	...	13	3 0 11	...	...	...	...
TOTALS and MEANS -	3	2 11 10	...	5	6 7 9	...	6	4 14 11	†22 313	0 18 2	...	...

† These figures are the averages of the quantities of bread and flour used respectively it may be estimated that the quantity as given in Column 14 may be increased by a little the amount of flour used.

\* In the cases marked thus, the article also formed part of the asylum dietary, but the items marked \* have been taken as 0.5.



TABLE XVIII.—*continued.*

Tobacco supplied to each District Asylum, during the Financial Year of each Article supplied.

14.				15.				16.				17.				18.				19.				
Flour.				Meal.				Barley.				Peas, etc.				Rice, etc.				Potatoes.				
Quantity per Patient				Quantity per Patient				Quantity per Patient				Quantity per Patient				Quantity per Patient				Quantity per Patient				
Price per cwt.				Price per cwt.				Price per cwt.				Price per cwt.				Price per cwt.				Price per cwt.				
08.	£	s.	d.	lbs.	£	s.	d.	lbs.	£	s.	d.	lbs.	£	s.	d.	lbs.	£	s.	d.	lbs.	£	s.	d.	
1	0	16	8	48	0	16	9	13	0	15	6	29	0	19	9	9	0	19	3	255	0	4	9	1
08	0	17	1	72	0	17	3	9	0	16	4	10	1	0	1	34	0	14	6	347	0	5	10	2
0	0	18	4	47	0	17	1	5	0	18	5	14	0	18	7	12	0	19	5	201	0	7	1	3
9	0	18	7	69	0	15	2	12	0	18	3	21	1	3	8	10	1	2	0	240	0	6	9	4
3	0	18	0	66	0	14	9	14	0	14	8	30	0	17	5	7	0	18	6	224	0	5	8	5
9	0	18	3	69	1	1	10	17	0	16	11	16	0	17	2	21	0	18	5	218	0	6	4	6
21	0	17	11	34	0	19	3	7	0	15	11	25	0	19	7	18	1	0	10	189	0	6	1	7
..	...			63	0	16	1	10	0	16	5	11	1	0	8	12	0	18	0	275	0	5	8	8
4	0	14	6	46	0	15	8	3	0	15	11	14	1	0	11	16	0	17	11	290	0	5	8	9
12	1	0	6	35	0	15	4	5	0	15	7	12	0	19	3	11	1	8	0	263	0	5	5	10
15	0	15	8	48	0	17	3	6	0	15	11	14	1	0	9	15	1	0	11	265	0	7	0	11
3	0	19	6	53	0	15	4	11	0	18	1	23	1	0	9	20	0	18	9	203	0	4	9	12
3	0	19	7	47	0	19	2	5	0	18	10	9	1	4	6	9	0	18	11	258	0	6	5	13
10	0	17	1	53	0	19	1	3	0	16	6	15	1	0	8	16	0	18	6	191	0	6	1	14
9	0	17	6	52	0	16	9	7	0	15	1	16	1	0	6	9	0	18	7	262	0	5	7	15
0	0	19	3	53	0	14	7	15	0	17	0	5	1	4	3	9	1	0	11	298	0	5	1	16
6	0	18	1	51	0	17	11	8	0	17	7	13	1	1	0	10	1	0	10	259	0	7	0	17
2	0	18	4	55	0	16	0	4	0	16	0	3	1	1	11	7	0	19	11	247	0	5	6	18
4	0	19	0	41	0	16	7	4	0	16	3	24	1	0	10	12	1	1	7	138	0	6	7	19
7	0	18	5	61	0	16	2	20	0	13	10	17	0	18	9	7	1	4	7	259	0	5	10	20
19	0	15	8	32	0	14	4	19	0	14	6	15	1	0	8	12	1	2	1	164	0	5	0	21
35	0	17	11	52	0	17	0	9	0	16	4	16	1	0	7	13	1	0	1	240	0	5	11	
2																								

in asylums which do, and which do not, bake their own bread. For purposes of comparison less than 40 per cent. to show the weight of bread per inmate which would be produced from quantity used was below 1 unit per patient during the year; in calculating mean quantities



## APPENDIX—

The Quantity per Patient of the various Articles of Dietary and of  
1927-1928, and the Price

ASYLUMS.	20. Green Vegetables, Turnips, etc.			21. Fresh Fruits.			22. Dry Fruits.			23. Sugar.		
	Quantity per Patient	Price per cwt.		Quantity per Patient	Price per cwt.		Quantity per Patient	Price per cwt.		Quantity per Patient	Price per cwt.	
	lbs.	£	s. d.	lbs.	£	s. d.	lbs.	£	s. d.	lbs.	£	s. d.
1. Aberdeen - - -	109	0	5 9	3	1	5 4	1	2	15 10	27	1	11 2
2. Argyll - - -	83	0	8 10	6	1	19 4	2	3	2 0	36	1	12 1
3. Ayr - - -	139	0	7 8	4	2	2 3	1	2	15 1	23	1	12 1
4. Banff - - -	198	0	5 6	10	2	4 1	1	2	18 2	25	1	12 6
5. Dundee - - -	229	0	6 0	1	2	11 9	*	3	1 4	31	1	7 3
6. East Lothian - -	128	0	18 0	2	3	19 8	*	3	15 10	26	1	11 2
7. Edinburgh - -	132	0	11 10	17	1	17 8	3	2	11 1	42	1	9 3
8. Fife - - -	128	0	6 8	4	2	15 0	7	2	1 3	33	1	5 6
9. Glasgow (Gartloch)	65	0	8 1	4	1	17 10	3	2	10 5	23	1	9 5
10. Glasgow (Woodilee)	58	0	6 9	5	2	3 10	4	2	4 11	27	1	10 1
11. Govan - - -	86	0	11 0	...	...	...	3	2	10 4	32	1	10 5
12. Inverness - -	99	0	6 4	5	1	5 0	...	...	...	27	1	11 0
13. Kirklands - -	90	0	10 4	35	0	10 9	5	3	3 0	29	1	12 2
14. Lanark - - -	83	0	10 5	1	3	9 5	1	2	9 2	28	1	9 6
15. Midlothian - -	194	0	7 0	5	1	12 4	*	3	8 9	29	1	9 11
16. Morayshire - -	100	0	5 4	21	0	13 3	1	3	0 7	31	1	11 5
17. Paisley - - -	44	0	9 9	2	2	6 0	3	2	16 1	30	1	10 4
18. Perth - - -	166	0	8 5	4	2	17 10	...	...	...	35	1	12 11
19. Renfrew - - -	72	0	9 6	3	2	3 10	1	2	19 2	38	1	9 4
20. Roxburgh - -	245	0	10 7	3	2	18 8	2	4	0 7	29	1	12 2
21. Stirling - - -	110	0	7 3	4	1	12 4	4	2	5 6	33	1	12 1
TOTALS and MEANS	122	0	8 7	7	2	2 4	2	2	17 4	30	1	10 7

\* In the cases marked thus, the article also formed part of the asylum dietary, but the items marked \* have been taken as 0·5.



TABLE XVIII.—(continued).

Tobacco supplied to each District Asylum, during the Financial Year of each Article supplied.

24. Preserves, Syrup, Treacle, etc.		25. Tea, Cocoa, Coffee.		26. Wines and Spirits.		27. Malt Liquors.		28. Tobacco.		
Quantity per Patient	Price per cwt.	Quantity per Patient	Price per cwt.	Quantity per Patient	Price per gal.	Quantity per Patient	Price per gal.	Quantity per Male Patient	Price per cwt.	
lbs.	£ s. d.	lbs.	£ s. d.	gills.	£ s. d.	pts.	£ s. d.	oz.	£ s. d.	
4	1 14 8	4	11 10 0	*	3 7 9	*	0 7 10	37	53 3 11	1
1	1 13 8	9	11 4 5	1	3 9 0	...	...	61	53 19 8	2
5	1 6 6	5	9 16 0	*	2 5 6	...	...	50	50 13 0	3
2	2 1 10	4	8 9 11	1	4 11 1	...	...	41	54 5 9	4
2	2 16 8	4	14 0 1	...	...	...	...	56	58 0 2	5
4	1 5 7	4	11 13 2	*	2 18 0	...	...	40	64 9 6	6
1	1 2 2	5	10 7 2	2	2 7 5	*	0 6 11	37	51 12 5	7
4	1 13 7	4	8 19 0	...	...	...	...	70	52 15 8	8
12	1 12 9	4	13 15 1	*	4 3 1	...	...	50	61 7 9	9
8	1 4 6	5	11 16 11	*	4 4 2	...	...	51	60 14 3	10
*	2 3 0	5	11 3 11	1	2 19 11	*	0 6 6	49	51 0 4	11
12	2 14 6	5	8 14 8	*	4 11 2	*	0 6 0	54	59 12 4	12
...	...	4	10 7 6	*	3 15 0	*	0 4 2	38	69 15 6	13
...	...	5	11 14 8	*	2 18 3	*	0 7 0	38	51 2 2	14
4	1 10 3	5	11 0 11	3	3 9 1	4	0 5 9	49	53 8 6	15
8	2 3 10	5	13 3 2	*	1 7 7	5	0 2 5	63	61 5 2	16
10	1 17 1	7	10 6 7	2	3 9 1	...	...	43	50 1 6	17
1	2 0 9	5	8 10 1	*	4 0 10	*	0 6 4	50	55 18 0	18
9	2 6 11	7	10 10 5	*	3 15 0	...	...	60	45 17 8	19
...	...	7	8 8 9	2	3 14 11	*	0 4 8	51	52 6 8	20
10	0 15 2	6	7 17 4	*	3 17 7	*	0 6 6	49	51 7 6	21
5	1 15 9	5	10 12 10	1	3 8 8	1	0 5 10	49	55 7 6	

quantity used was below 1 unit per patient during the year; in calculating mean quantities



APPENDIX—TABLE XIX.

Quantities and Estimated Values of Articles supplied to District Asylums from Asylum Farms and Gardens during the Financial Year 1927-1928, and the Prices at which the Produce supplied has been Estimated.

FARMS AND GARDENS OF DISTRICT ASYLUMS.	QUANTITIES AND ESTIMATED VALUES OF SUPPLIES TO ASYLUMS FROM ASYLUM FARMS AND GARDENS.										PRICES AT WHICH PRODUCE SUPPLIED TO ASYLUMS HAS BEEN ESTIMATED.										FARMS AND GARDENS OF DISTRICT ASYLUMS.					
	Butcher Meat.	Poultry and Game.	Milk.		Butter.		Eggs.		Potatoes.		Green Vege- tables.		Fresh Fruits.		Sundries.	Total Estimated Value.	Butcher Meat. per cwt.	Poultry and Game. per cwt.	Milk. per gal.	Butter. per cwt.		Eggs. per cwt.	Pota- toes. per cwt.	Green Vege- tables. per cwt.	Fresh Fruits. per cwt.	
			£	lbs.	£	lbs.	£	lbs.	£	lbs.	£	lbs.	£	lbs.												£
1. Aberdeen .	cwt. £ ... ..	£ lbs. 633 42	gals. 26023	£ 1331	£ lbs. ... ..	£ lbs. 3609	£ 140	cwt. 1433	£ 308	cwt. 673	£ 172	lbs. 810 11	£ 285	£ 2289	£ s. d. 7 9 4	£ s. d. 0 1 0	£ s. d. ... ..	£ s. d. 4 6 8	£ s. d. 0 4 3	£ s. d. 0 5 1	£ s. d. 1 1 1	£ s. d. 1 1 1	£ s. d. 2 1 1	£ s. d. 2 1 1	£ s. d. 2 1 1	1. Aberdeen.
2. Argyll. .	106 338	360 11	25351	2367	...	803 48	627 177	344 147	1412 27	185	3300 3	4 13 7	2 0 1	10	...	6 13 2	0 5 8	0 8 7	2 2 9	2. Argyll.						
3. Ayr .	...	...	...	...	...	...	...	772 296	1573 32	...	328	...	...	...	...	...	...	...	...	...	...	...	...	...	3. Ayr.	
4. Banff .	...	295 11	11032	584 916	60 1331	62 534	180 411	113 722	15 65	1090	...	4 4 0	0 1 1	17 6	8 5 5	2 0 6	9 0 5	6 2 7	3 4.	Banff.						
5. Dundee .	...	...	19868	1510	...	...	1240 350	1132 336	1330 43	68	2307	...	0 1 6	...	...	0 5 8	0 5 1	1 3 11	8 5.	Dundee.						
6. East Lothian	6 44	44 3	13224	992	...	527 24	567 170	340 307	1021 44	20	1604 7	9 4 8	8 0 0	1 6	...	5 0 8	0 6 0	18 0 4	17 0	6. East Lothian.						
7. Edinburgh .	466 2750	1865 124	38255	3373	...	4408 268	1288 371	1169 668	4370 141	950	8645 5	18 0 7	9 4 0	1 9	...	6 16 0	0 5 9	11 5 3	12 0	7. Edinburgh.						
8. Fife .	187 945	...	27818	1982	...	...	2332 658	991 296	1078 30	...	3911 5	0 11	...	...	...	0 5 8	0 6 0	3 2 8	8 8.	Fife.						
9. Glasgow (Gartloch)	...	24 1	30668	1748	252 23	1578 110	1238 342	481 175	1640 57	250	2706	...	4 13 4	0 1 2	10 5	4 7 15	7 0 5	6 0 7	3 3 17	7 9.	Glasgow (Gartloch).					
10. Glasgow (Woodilee)	69 272	315 16	46852	2702	377 38	2122 142	1996 581	695 215	4984 100	462	4528 3	18 7 5	12 0 0	1 2	11 4	0 7 9	4 0 5	10 0 6	2 2 4	11 10.	Glasgow (Woodilee).					
11. Govan .	...	1209 77	25618	1757 106	10 5065	344 1011	366 697	380	...	45	2979	...	7 2 1	0 1 4	10 7	1 7 12	1 0 7	3 0 10	11	...	11. Govan.					
12. Inverness .	276 1127	...	33039	2203	...	...	1691 397	761 239	4050 19	...	3985 4	1 7	...	...	...	0 4 8	0 6 3	0 10 8	12.	Inverness.						
13. Kirklands .	14 77	95 7	...	...	...	1102 72	708 226	202 112	10132 43	225	762 5	12 0 8	2 7	...	...	7 6 3	0 6 5	10 11 2	0 9 7	13.	Kirklands.					
14. Lanark .	1 7	221 11	54017	3736 1719	195 1467	107 23	6 1084	557 3476	65 27	4711 4	13 4 5	12 3 0	1 5	12 14	6 8 1	2 0 5	4 0 10	3 2 2	2 14.	Lanark.						
15. Midlothian .	3 9	411 17	15627	1223	...	947 61	965 268	674 237	2639 36	309	2160 3	5 4 4	13 5 0	1 7	...	7 4 6	0 5 7	0 1 10	9 15.	Midlothian.						
16. Morayshire .	...	...	...	...	...	...	...	...	...	...	...	...	...	...	...	...	...	...	...	...	...	...	...	...	16. Morayshire.	
17. Paisley .	222 963	...	9528	586	...	...	696 255	125 58	56 1	11	1874 4	6 10	...	...	...	0 7 4	0 9 4	1 8 0	17.	Paisley.						
18. Perth .	...	605 12	13022	778	...	255 13	1026 280	663 280	1549 45	...	1408	...	2 5 7	0 1 2	...	5 10 2	0 5 5	0 8 5	3 4 18.	Perth.						
19. Renfrew .	...	541 27	18404	1194	...	780 48	738 242	336 157	244 10	98	1776	...	5 9 11	0 1 4	...	6 17 3	0 6 7	0 9 4	0 11 19.	Renfrew.						
20. Roxburgh .	...	426 21	...	...	...	3365 173	274 62	894 473	872 33	21	783	...	5 12 0	...	...	5 15 6	0 4 6	0 10 7	4 3 20.	Roxburgh.						
21. Stirling .	63 257	306 20	32131	2142	...	3683 236	2144 538	1194 414	4321 58	23	3688 4	2 27	9 4 0	1 4	...	7 3 9	0 4 1	0 6 11	1 10 21.	Stirling.						
Totals & average		1413 6789	7622 407	448089	30715 3370	326 32271	1802 20965	5885 13808	5677 49871	827 3059	55587 4	16 1 5	19 7 0	1 4	10 16	8 6 12	2 0 5	7 0 8	3 1 17	Totals & average						



## APPENDIX—TABLE XX.

Acreage of Farms attached to District Asylums; Receipts and Expenses of such Farms and Gardens during the Financial Year 1927-1928, and Profit shown on the year's transactions.

FARMS AND GARDENS OF DISTRICT ASYLUMS.	Acreage of Farm and Garden.		Receipts.														Expenditure.														Profit + or Loss.	
	Arable or in Per- manent Pasture.	Non-Arable.	Total.	Valuation of Stock at 15th May, 1928.														Valuation of Stock at 16th May, 1927.														
				1.	2.	3.	4.	5.	6.	7.	8.	9.	10.	11.	12.	13.	14.	1.	2.	3.	4.	5.	6.	7.	8.	9.	10.	11.	Total.			
1. Aberdeen . . .	253	46	299	2,026	...	42	1,438	...	140	360	176	11	219	...	1,755	51	143	6,361	2,264	222	...	823	111	238	493	109	873	404	5,537	+824		
2. Argyll . . .	355	48	403	2,948	338	11	2,367	...	48	177	147	27	4	...	738	71	268	7,144	2,761	55	...	569	83	29	1,552	163	535	557	6,304	+840		
3. Argyll . . .	79	12	91	159	...	...	...	...	...	...	...	...	...	...	708	...	29	1,224	393	100	...	271	95	60	2	137	260	1	1,319	-95		
4. Banff . . .	278	10	288	2,804	...	11	3,785	...	62	1,139	113	15	261	...	1,434	...	92	6,575	3,013	307	...	242	86	169	902	169	626	294	5,808	+767		
5. Dundee . . .	461	...	461	7,086	...	...	...	...	...	1,259	554	43	630	...	3,278	...	590	17,225	7,800	950	13	2,272	486	131	2,011	981	2,420	904	17,968	-743		
6. E. Lothian . . .	258	13	271	2,349	...	44	3,109	...	24	178	336	44	490	...	2,125	2	54	6,708	2,404	452	50	1,296	141	113	449	176	1,117	224	6,422	+286		
7. Edinburgh . . .	630	246	876	9,819	2,750	132	3,416	...	282	371	668	140	113	...	532	132	1,387	19,732	9,764	473	23	695	258	263	3,110	372	2,793	894	18,645	+1,097		
8. Fife . . .	253	8	261	4,552	944	...	1,982	...	...	658	296	30	387	...	2,653	4	286	11,792	2,895	674	...	2,262	147	630	1,196	317	1,342	389	9,852	+1,940		
9. Glasgow . . .	310	108	418	7,467	...	11	1,985	23	129	342	190	57	...	...	1,513	...	259	11,976	5,864	277	...	2,178	333	300	2,542	251	2,160	377	14,282	-2,306		
10. Glasgow (Gartloch) . . .	598	25	623	7,497	272	16	2,802	38	142	867	216	100	62	...	2,339	42	469	14,892	7,564	417	...	3,005	728	419	2,755	294	2,878	575	18,635	-3,778		
11. Govan (Woodilee) . . .	256	47	303	5,993	...	116	2,705	10	344	366	380	...	...	...	1,537	...	126	11,577	5,815	385	...	1,186	43	195	1,613	218	1,648	932	12,035	-458		
12. Inverness . . .	312	60	372	3,891	1,137	...	2,203	...	...	397	239	19	...	...	1,212	22	176	9,295	3,993	415	...	1,241	319	237	1,526	3	1,041	556	9,331	-35		
13. Kirkcaldy . . .	58	...	58	572	77	7	...	...	72	226	112	43	26	...	379	...	322	1,836	767	140	...	88	28	280	242	103	347	203	2,198	-362		
14. Lanark . . .	565	480	1,045	6,221	7	11	3,743	195	107	6	557	65	6	...	2,613	14	174	13,719	6,104	503	...	1,027	206	115	3,206	575	1,415	662	13,813	-94		
15. Midlothian . . .	483	47	530	5,276	9	27	1,316	3	83	273	239	36	232	...	2,548	104	465	10,611	5,076	522	82	1,048	82	499	1,488	222	1,440	523	10,982	-371		
16. Morayshire . . .	160	...	160	1,950	...	7	507	...	54	108	45	17	83	...	1,566	...	20	4,357	2,066	315	...	1,017	117	51	153	70	292	89	4,170	+187		
17. Paisley . . .	268	139	407	3,772	1,715	...	596	...	...	308	67	1	169	...	469	141	319	7,557	3,859	270	...	1,667	141	228	512	206	596	241	7,720	-163		
18. Perth . . .	156	23	179	3,103	...	12	778	...	...	340	280	45	46	...	2,977	...	12	7,606	3,001	222	...	41	62	95	3,019	102	598	137	7,777	-171		
19. Renfrew . . .	160	...	160	2,261	...	27	1,194	...	55	258	157	10	60	...	853	...	322	5,197	2,385	175	...	460	49	153	552	87	915	395	5,161	+36		
20. Roxburgh . . .	38	18	56	269	...	...	...	...	190	62	473	33	21	...	175	...	13	1,226	326	...	...	41	19	104	157	173	308	74	1,202	+34		
21. Stirling . . .	308	...	308	3,702	257	20	2,142	...	236	731	415	59	69	...	1,149	2	239	9,021	3,741	694	142	519	343	198	637	450	988	422	8,134	+887		
Totals . . .	6,239	1,330	7,569	83,717	7,540	453	34,602	229	1,981	8,426	5,958	827	2,887	52,553	585	5,765	185,621	81,855	7,568	310	21,938	3,877	4,507	28,617	5,178	24,592	8,853	187,395	-1,674			

\* These figures include the estimated rent for farm (shown as a deduction in Table XXI.), besides the rent paid for farm land held on lease.



## APPENDIX.—TABLE XXI.

The Expenditure of District Boards of Control during the Financial Year 1927-1928 in Providing, Building, Repairing, and Fitting up and Furnishing District Asylums; and the amount of Monies Borrowed and Assessed for by District Boards of Control under the provisions of the Act 20 & 21 Vict. c. 71.

DISTRICT ASYLUMS.	EXPENDITURE.										DEDUCTIONS.										22. Amount of Assessment raised for, or applied to Reduction of Debt.										
	Land.			Improvements, Alterations, Additions.			Furniture and Furnishings.		Debt Charges.		Gross Expenditure.		Bank and other Interest (Balance).		Rents from Tenants of Houses, etc.		Rental for Lodging of Private Patients.		* Estimated Rent of Farm.			Interest on Un- repaid Outlay for Farm Stock.		Other Deductions.		18. Total Deductions.	19. Net Expenditure.	20. Amount of Monies Borrowed remaining due at 15th May, 1928.	21. Assessments for the Landward Part of Counties and Burghs to 15th May, 1928.		
	1. Purchase of Land.	2. Rent of Land.	3. Rates, Taxes, Pen- sion, Stipends.	4. Asylum Grounds and Buildings.	5. Farm Grounds and Buildings.	6. Tradesmen's Wages.	7. Furniture and Furnishings.	8. Interest on Monies Borrowed.	9. Bank Interest and Inter- est on Temporary Loans (Balance).	10. Expenses of General Management.	11. Gross Expenditure.	12. Bank and other Interest (Balance).	13. Rents from Tenants of Houses, etc.	14. Rental for Lodging of Private Patients.	15. * Estimated Rent of Farm.	16. Interest on Un- repaid Outlay for Farm Stock.	17. Other Deductions.														
1. Aberdeen	...	...	1,121	2,598	79	1,288	...	3,596	...	2,152	10,834	31	393	284	222	...	106	1,036	9,798	77,428	14,480	6,424	...	...	...	...	...	...	...		
2. Argyll.	...	...	753	1,186	...	945	110	743	...	422	4,159	...	...	57	55	...	94	206	3,953	414,891	68,913	6,939	...	...	...	...	...	...	...	...	
3. Argyll	...	...	834	31	...	1,497	336	904	232	239	4,073	...	...	169	100	...	...	269	3,804	21,275	6,500	1,800	...	...	...	...	...	...	...	...	
4. Banff	...	...	223	1,326	...	334	...	1,022	...	290	3,195	...	...	77	50	...	82	209	2,986	18,559	4,710	947	...	...	...	...	...	...	...	...	
5. Dundee	...	...	1,862	3,153	356	1,334	282	1,329	42	393	8,751	...	1,368	29	635	13	7	2,052	6,699	32,250	11,493	4,578	...	...	...	...	...	...	...	...	
6. East Lothian	...	...	314	921	173	1,334	16	716	...	243	2,383	...	193	63	422	23	...	728	1,655	14,431	2,350	1,362	...	...	...	...	...	...	...	...	
7. Edinburgh	...	...	2,304	6,512	453	7,191	506	4,216	515	1,200	22,897	...	113	117	428	23	26	707	22,190	119,867	40,994	13,503	...	...	...	...	...	...	...	...	...
8. Fife	...	...	1,901	4,672	...	1,316	...	1,923	278	635	10,725	4	...	544	674	...	...	1,227	9,498	47,383	9,316	2,133	...	...	...	...	...	...	...	...	...
9. Glasgow (Gartloch)	...	...	1,602	24,874	...	6,795	16	643	...	1,235	35,165	...	1,017	367	277	...	...	1,661	33,504	642,317	35,000	1,235	...	...	...	...	...	...	...	...	...
10. Glasgow (Woodlee)	...	...	2,818	7,439	...	5,155	...	897	...	1,229	17,538	...	2,939	392	417	...	...	3,748	13,790	31,120	15,605	2,399	...	...	...	...	...	...	...	...	...
11. Govan.	...	...	1,643	1,551	57	72,977	748	1,514	...	838	9,328	...	588	859	385	...	...	1,832	7,496	27,819	9,500	3,381	...	...	...	...	...	...	...	...	...
12. Inverness	...	...	1,255	1,840	...	943	340	1,405	...	613	6,396	4	...	181	415	...	...	690	5,796	...	...	...	...	...	...	...	...	...	...	...	...
13. Kirklands	...	...	494	1,271	...	1,123	...	...	...	482	3,370	...	...	...	...	...	...	...	3,370	...	...	...	...	...	...	...	...	...	...	...	...
14. Lanark	...	...	2,051	5,189	1,231	1,807	...	686	...	763	11,727	67	2,748	289	503	...	139	3,746	7,981	11,888	18,609	9,300	...	...	...	...	...	...	...	...	...
15. Midlothian	...	...	686	1,212	48	419	...	991	...	289	3,645	104	...	86	250	82	5	541	3,104	25,011	5,457	4,494	...	...	...	...	...	...	...	...	...
16. Morayshire	...	...	271	222	...	183	...	770	...	28	850	...	...	14	286	...	...	310	4,826	...	805	259	...	...	...	...	...	...	...	...	...
17. Paisley	...	...	111	636	1,534	...	...	...	...	511	3,745	13	65	308	270	...	52	708	3,037	17,000	5,325	1,000	...	...	...	...	...	...	...	...	...
18. Perth	...	...	216	894	...	203	...	267	86	220	1,886	...	...	98	50	...	...	148	1,738	6,030	1,590	743	...	...	...	...	...	...	...	...	...
19. Renfrew	...	...	1,234	5,360	119	1,004	82	3,586	...	1,765	13,156	36	654	...	175	...	35	900	12,256	70,870	17,000	8,300	...	...	...	...	...	...	...	...	...
20. Roxburgh	...	...	1,180	665	...	673	271	800	...	371	3,960	...	...	...	242	...	8	250	3,710	20,002	6,695	3,016	...	...	...	...	...	...	...	...	...
21. Stirling	...	...	1,404	2,790	...	1,600	14	2,207	364	480	8,859	...	183	56	132	142	10	523	8,356	47,683	12,500	3,000	...	...	...	...	...	...	...	...	...
Totals	...	6	24,277	74,342	4,050	36,787	2,768	28,497	1,517	14,398	186,642	259	10,294	4,228	5,746	310	564	21,401	165,241	650,650	221,842	74,613	...	...	...	...	...	...	...	...	...

† Under this heading appears such expenditure as is needed for the complete equipment of the Asylum and additions to it, and for articles rendered necessary by increase of population. The current expenditure under this heading is given in Table XXV. \* Rents or feu-duties of farm lands proper form part of Maintenance Expenditure and appear in Table XX., showing the receipts and expenses of Asylum Farms. † Of this sum £2,383 applicable to Bute District Board. ‡ Includes cost of materials. § Of this sum £112 applicable to Bute District Board.



## APPENDIX—MENTAL DEFICIENCY—TABLE No. I.

The Number of Defectives on the Register at 1st January of each year, and the numbers placed on and removed from the Register during each year.

YEARS.	1.		2.				3.		4.			
	Total Registered Mental Defectives at 1st January.		Distribution of Mental Defectives shown in Column 1.				Number admitted to Register during the Year.		Number removed from Register during the year.			
			In Institutions.		Under Guardian- ship in Private Dwellings.				On Discharge.		By Death.	
	M.	F.	M.	F.	M.	F.	M.	F.	M.	F.	M.	F.
5 - - -	151	144	114	93	37	51	547	486	45	17	36	27
6 - - -	617	586	480	412	137	174	227	213	98	78	31	26
7 - - -	715	695	515	475	200	220	188	184	72	59	35	22
8 - - -	796	798	568	523	228	275	225	154	102	73	64	54
9 - - -	855	825	621	534	234	291	171	176	89	77	40	43
Average of 5 Years	627	610	460	407	167	202	272	243	81	61	41	34
20 - - -	897	881	647	576	250	305	226	202	131	100	45	27
21 - - -	947	956	663	605	284	351	197	194	81	104	35	28
22 - - -	1,028	1,018	695	620	333	398	208	261	112	175	30	30
23 - - -	1,094	1,074	715	643	379	431	211	176	108	93	25	21
24 - - -	1,172	1,136	752	682	420	454	187	214	104	92	40	21
Average of 5 Years	1,028	1,013	694	625	333	388	206	209	107	113	35	25
25 - - -	1,215	1,237	768	731	447	506	233	194	110	93	30	22
26 - - -	1,308	1,316	823	786	485	530	201	154	94	64	29	28
27 - - -	1,386	1,378	883	829	503	549	162	154	66	48	31	20
28 - - -	1,451	1,464	924	904	527	560	162	118	97	67	27	17
29 - - -	1,489	1,498	947	938	542	560	...	...	...	...	...	...



## APPENDIX—MENTAL DEFICIENCY—TABLE No. II.

Table showing the Number on the Register of Rate-Aided Mental Defectives of each sex chargeable to each Lunacy District in Scotland on 1st January, 1929, and the manner of their distribution, also the number per 100,000 of the population.

1.	2.	3.	4.				5.
LUNACY DISTRICT.	Population in 1921.	Number of Registered Rate-Aided Mental Defectives at 1st January, 1929.	Distribution of the Numbers of Rate-Aided Mental Defectives shown in Column 3.			Number of Registered Rate-Aided Mental Defectives per 100,000 of the Population.	
			In Certified Institutions.		Under Guardianship in Private Dwellings.		
		M.	F.	T.	M.	F.	T.
Aberdeen (City)	158,963	29	27	56	13	9	22
Aberdeen (County)	153,392	39	34	73	20	8	28
Argyll	76,862	6	10	16	5	1	6
Ayr	299,273	46	62	108	23	34	57
Banff	57,298	15	23	38	1	4	5
Bute	33,711	3	2	5	1	...	1
Caithness	28,285	14	5	19	2	...	2
Dumfries	143,308	27	20	47	10	10	20
Dundee	168,402	14	17	31	14	16	30
East Lothian	47,487	6	8	14	5	3	8
Edinburgh	420,264	83	112	195	50	60	110
Fife and Kinross	300,888	78	69	147	42	32	74
Forfar and Kincardine	133,090	25	28	53	15	12	27
Glasgow	596,083	503	520	1,023	358	381	739
Govan	372,112	113	145	258	68	113	181
Greenock,	80,390	12	8	20	9	8	17
Inverness,	179,865	65	51	116	16	13	29
Lanark,	496,214	108	97	205	83	63	146
Midlothian	100,610	20	26	46	13	11	24
Morayshire	41,558	17	11	28	3	3	6
Orkney	24,111	4	4	8	1	2	3
Paisley	111,060	44	22	66	35	11	46
Perth	125,503	26	21	47	17	12	29
Renfrew	178,642	17	16	33	11	9	20
Roxburgh	95,842	21	31	52	8	13	21
Shetland	25,520	2	1	3	...	...	...
Stirling	433,764	78	79	157	56	63	119
TOTALS	4,882,497	1,415	1,449	2,864	879	891	1,770
				</			



Showing the Number of Private and Rate-Aided Defectives of each sex in each of the Certified Institutions on 1st January, 1929, and the changes which have taken place during the year 1928, also the rate of board in each Institution.

44



## APPENDIX—continued.

LIST of Scottish Lunacy Districts, and names and addresses of Clerks to the District Boards of Control, the Asylums serving these Lunacy Districts, with Postal Addresses, and names of Superintendents.

Lunacy District.	Composition.	Clerk to the District Board of Control.	Asylum serving the District.	Postal Address of Asylum.	Superintendent.
1. Aberdeen County -	County of Aberdeen (exclusive of the Parish of Aberdeen)	Henry A. Davidson, 15 Dee Street, Aberdeen.	Aberdeen Royal -	Aberdeen -	R. Dods Brown, M.D.
2. Aberdeen (City) -	Parish of Aberdeen	G. W. Reid, 20 Union Terrace, Aberdeen.	Aberdeen District -	New Machar -	H. de M. Alexander, M.D.
3. Argyll -	County of Argyll	George R. Russell, Lochgilphead.	Argyll District -	Lochgilphead -	Donald Ross, M.B., Ch.B.
4. Ayr -	County of Ayr	James E. Shaw, Ayr -	Ayr District -	Ayr -	G. D. M'Rae, M.D.
5. Banff -	County of Banff	William Simpson, Banff -	Banff District -	Banff -	Mr. J. Chisholm.
6. Bute -	County of Bute	John M. Lamont, Rothesay	Argyll District -	Lochgilphead -	Donald Ross, M.B., Ch.B.
7. Caithness -	County of Caithness	James Young, Thurso -	Montrose Royal -	Montrose -	C. J. Shaw, M.D.
8. Dumfries -	Counties of Dumfries, Kirkcudbright and Wigtown.	John Robson, Dumfries -	Crichton Royal Institution, Dumfries.	Dumfries -	C. C. Easterbrook, M.D.
9. Dundee -	Parish of Dundee	Robert Allan, Parish Council Chambers, West Bell Street, Dundee.	Dundee District -	Liff, by Dundee -	Wm. Tuach MacKenzie, M.D.
10. East Lothian -	County of East Lothian	J. W. Williamson, Haddington.	East Lothian District -	Haddington -	Miss Sinclair.
11. Edinburgh -	Parish of Edinburgh	W. M. Mowat, Castle Terrace, Edinburgh.	Edinburgh District -	Bangour, Uphall -	John Keay, M.D.



12. Fife	-	Counties of Fife and Kinross.	A. H. Macdonald, Cupar-Fife	Fife & Kinross District	Cupar-Fife	Wm. Boyd, M.B., Ch.B.
13. Forfar and Kincardine.	-	Counties of Forfar and Kincardine (excluding the Parish of Dundee and part of the Parish of Aberdeen which lies in Kincardineshire)	R. H. Anderson	Montrose Royal	Montrose	C. J. Shaw, M.D.
14. Glasgow	-	Parish of Glasgow	M. A. Reynard, 266 George Street, Glasgow.	Gartloch District	Gartcosh	A. M. Dryden, M.B., Ch.B.
15. Govan	-	Parish of Govan	A. Baillie, 7 Carlton Place, Glasgow.	Woodilee District	Lenzie	Henry Carre, L.R.C.P. & S.I.
16.*Greenock	-	Parish of Greenock	D. Maclean, Greenock	Govan District	Crookston, Cardonald, Glasgow.	J. H. M'Donald, M.B., Ch.B.
17. Inverness	-	Counties of Inverness, Nairn, Ross & Cromarty & Sutherland	R. Gilbert, Inverness	Kirklands	Bothwell	Wm. M. Buchanan, M.B., Ch.B.
18. Lanark	-	County of Lanark (exclusive of the Parishes of Glasgow and Govan and portions of the Parishes of Cathcart and Eastwood which are in the Renfrew Lunacy District).	John M'Ghie and Robert B. Walker, Hamilton.	Greenock Parochial	Greenock	Mr. Gibson.
19. Midlothian	-	Counties of Midlothian and Peebles (excluding the Parish of Edinburgh).	C. L. Addison Smith, W.S., 19 Heriot Row, Edinburgh.	Inverness District	Inverness	T. C. Mackenzie, M.D.
20. Morayshire (or Elgin).	-	County of Moray (or Elgin).	W. Rose Black, Bank Buildings, Elgin.	Lanark District-Kirklands.	Hartwood, Lanarkshire	Neil T. Kerr, M.B.
21. Orkney-	-	County of Orkney	Duncan J. Robertson, Kirkwall.		Bothwell	Wm. M. Buchanan, M.B., Ch.B.
				Midlothian & Peebles District.	Rosslynlee	James H. C. Orr, M.D.
				Moray District	Elgin	Miss Kinloch.
				Royal Edinburgh	Morningside, Edinburgh	G. M. Robertson, M.D.

\* For Mental Deficiency purposes only.



## APPENDIX—Continued.

LIST of Scottish Lunacy Districts, and names and addresses of Clerks to the District Boards of Control, the Asylums serving these Lunacy Districts, with Postal Addresses, and names of Superintendents—Continued.

Lunacy District.	Composition.	Clerk to the District Board of Control.	Asylum serving the District.	Postal Address of Asylum.	Superintendent.
22. Paisley	Parish of Paisley	A. Buchanan, Parish Council Offices, Paisley.	Paisley District	Riccartsbar, Paisley	Mary R. Knight, M.B., Ch.B.
23. Perth	County of Perth	T. B. Marshall, County Buildings, Perth.	Perth District	Murthly	Lewis C. Bruce, M.D.
24. Renfrew	County of Renfrew (exclusive of the Parishes of *Greenock and Paisley & including the entire Parishes of Cathcart and Eastwood which are partly within Lanarkshire).	J. C. Fraser, County Buildings, Paisley.	Renfrew District	Dykebar, Paisley	R. D. Hotchkiss, M.D.
25. Roxburgh	Counties of Roxburgh, Berwick and Selkirk.	J. Curle, W.S., Melrose	Roxburgh District	Melrose	Patrick Steele, M.D.
26. Shetland	County of Shetland	Archibald Sutherland, Lerwick.	Montrose Royal	Montrose	C. J. Shaw, M.D.
27. Stirling-	Counties of Stirling, Dumbarton, Linlithgow & Clackmannan.	James Dobbie, 3 Port Street, Stirling.	Stirling District	Larbert	Robert B. Campbell, M.D.

\* For Mental Deficiency purposes only.



APPENDIX—*continued.*

CIRCULAR ISSUED TO 'SUPERINTENDENTS OF ASYLUMS  
REGARDING THE CONDITIONS OF DETENTION AND DIS-  
CHARGE OF CRIMINAL LUNATICS.

GENERAL BOARD OF CONTROL FOR SCOTLAND,  
EDINBURGH, 12th March, 1928.

SIR,

I am directed to communicate with you regarding the conditions under which criminal lunatics are detained in ordinary Asylums and as to the procedure which should be followed in regard to the removal or discharge of such inmates.

When an inmate of an ordinary Asylum who is detained during His Majesty's Pleasure has, in the opinion of the Medical Superintendent or Medical Officer of the Asylum, either fully recovered from his mental illness or so far recovered that he no longer requires care and treatment in a lunatic Asylum the Superintendent, or Medical Officer is not at liberty (as he would be in the case of an ordinary patient) to make any communication to the relatives of the inmate regarding his or her fitness for discharge.

An inmate who is detained during His Majesty's Pleasure is on a different footing from ordinary patients as he is detained not merely on the ground of insanity, but by order of the Secretary of State, following a criminal charge; and he can only be released by an Order of the Secretary of State.

The question of his sanity or otherwise is not, as in the case of an ordinary patient, the only criterion upon which the decision to discharge depends. Regard must be had also to the safety of the public and to all the circumstances of the case, and these are matters for the consideration of the Secretary of State. Discharge is as a rule only granted by the Secretary of State under stringent conditions.

Patients who have become insane while undergoing sentences of imprisonment or penal servitude which have not expired are liable, on a certificate of sanity being granted, to be returned to prison to complete their sentences, and until the period of the sentence has expired the Superintendent or Medical Officer is not at liberty to make any communication to the relatives of the patient regarding his or her fitness for discharge from the Asylum.

The custody of criminal lunatics is from every point of view a matter of great importance and the Board accordingly desire to impress upon Superintendents of Asylums that when the removal from an ordinary Asylum of a person who is detained during His Majesty's Pleasure, or of a person who has become insane while undergoing a sentence of imprisonment or penal servitude which has not expired, appears to be a matter for consideration on whatever ground, the circumstances should be brought before this Board.

I am to add that parole outside the Asylum grounds should not be granted to criminal lunatics without the sanction of the Secretary of State.

I am, Sir,

Your obedient Servant,

A. D. WOOD,  
*Secretary.*



APPENDIX—*continued.*CIRCULAR ISSUED TO MEDICAL SUPERINTENDENTS OF  
ASYLUMS REGARDING THE TREATMENT OF PATIENTS  
BY INDUCED MALARIA.

GENERAL BOARD OF CONTROL FOR SCOTLAND,  
EDINBURGH, 29th August, 1928.

SIR,

The Board have had under consideration the treatment by malarial inoculation of patients in Scottish Asylums and they direct me to say that as it has always been their policy to allow Medical Superintendents as full a measure of freedom as possible in their methods of curative treatment the Board are not disposed to interfere generally with regard to the adoption by any Medical Superintendent of experimental treatment by induced malaria so long as the written consent of the patient's nearest relative has been obtained.

The Board think it desirable, however, to point out that the method of inducing malaria by the direct inoculation of blood from one patient to another is open to serious objections, and to recommend that inoculation should be by means of a pure strain of the Benign Tertian parasite cultivated in mosquitoes, supplies of which may be obtained from the Ministry of Health Laboratory at Horton.

By arrangement with the Ministry of Health, applications for mosquitoes may be made direct to Colonel James, Ministry of Health Laboratory, Horton, but payment will be made through this Department.

In calculating the cost the Ministry of Health will require to take into account not only travelling and subsistence allowances but also the cost to the Exchequer of the time of the Officers who may be engaged on the cases. Claims in respect of supplies of mosquitoes from the Horton Laboratory to Scottish Asylums, including subsidiary expenses, will be rendered quarterly or half-yearly to this Department and the individual payments by the Asylum Authorities concerned will be made to the Board for transmission to the Ministry of Health.

The Board further direct me to say that they desire to be informed by Medical Superintendents of every case in which this treatment is given as well as of any curative results.

I am to add that, in the event of a patient dying in an Asylum as the result, either directly or indirectly, of being infected by the malarial parasite, the occurrence should be fully reported to this Board and also to the Procurator-Fiscal.

I am, Sir,

Your obedient Servant,

A. D. WOOD,  
*Secretary.*





# Sixteenth Annual Report of the General Board of Control for Scotland

For the Year  
1929



*Presented by the Secretary of State for Scotland  
to Parliament by Command of His Majesty*


EDINBURGH:  
PUBLISHED BY HIS MAJESTY'S STATIONERY OFFICE.

To be purchased directly from H.M. STATIONERY OFFICE at the following addresses:  
120 GEORGE STREET, EDINBURGH; ADASTRAL HOUSE, KINGSWAY, LONDON, W.C.2;  
YORK STREET, MANCHESTER; 1 ST. ANDREW'S CRESCENT, CARDIFF;  
15 DONEGALL SQUARE WEST, BELFAST;  
or through any Booksellers.

1930

*Price 2s. Net.*









# Sixteenth Annual Report of the General Board of Control for Scotland

---

For the Year  
1929

*Presented by the Secretary of State for Scotland  
to Parliament by Command of His Majesty*

EDINBURGH:  
PUBLISHED BY HIS MAJESTY'S STATIONERY OFFICE.

to be purchased directly from H.M. STATIONERY OFFICE at the following addresses:  
120 GEORGE STREET, EDINBURGH; ADASTRAL HOUSE, KINGSWAY, LONDON, W.C.2;  
YORK STREET, MANCHESTER; 1 ST. ANDREW'S CRESCENT, CARDIFF;  
15 DONEGALL SQUARE WEST, BELFAST;  
or through any Booksellers.

1930

*Price 2s. Net.*



# CONTENTS OF THE REPORT.

	PAGE
CHANGES UNDER LOCAL GOVERNMENT (SCOTLAND) ACT, 1929 . . . . .	vii
I. OCCUPATIONAL THERAPY AND FARM AND GARDEN WORK . . . . .	ib
II. ENTERIC FEVER "CARRIERS," ETC. . . . .	xi
III. HOURS OF NURSING STAFF . . . . .	xii
IV. NUMBER AND DISTRIBUTION OF THE INSANE AT JANUARY, 1930 . . . . .	xiii
Increase in Pauper Lunacy . . . . .	ib
Changes in Number and Distribution during 1929 . . . . .	ib
Changes from Pauper to Private Class, and <i>vice versa</i> . . . . .	xiv
V. STATISTICS OF ESTABLISHMENTS FOR LUNATICS.	
Admissions to Establishments . . . . .	ib
(1) <i>Direct under Sheriff's Order, Sanction of the Board, or other Statutory Authority</i> . . . . .	ib
(2) <i>By Transfer</i> . . . . .	xv
(3) <i>Voluntary</i> . . . . .	ib
Discharges from Establishments . . . . .	ib
(1) <i>Recovered</i> . . . . .	ib
(2) <i>Unrecovered</i> . . . . .	ib
Deaths in Establishments . . . . .	ib
Removals from Establishments on Probation . . . . .	ib
Orders granted by Sheriffs during the Year . . . . .	xvi
Licences granted by the Board to Establishments . . . . .	ib
Changes among Attendants and Servants in Establishments . . . . .	ib
Escapes from Establishments . . . . .	ib
Accidents in Establishments . . . . .	ib
VI. PRESENT CONDITION OF ESTABLISHMENTS FOR LUNATICS.	
Different Classes of Establishments . . . . .	xvii
(a) <i>Royal and District Asylums—</i>	
Condition of Aberdeen Royal Asylum . . . . .	ib
"    Crichton Royal Institution, Dumfries . . . . .	xviii
"    Dundee Royal Asylum . . . . .	xix
"    Edinburgh Royal Hospital for Mental Disorders . . . . .	xx
"    Glasgow Royal Asylum . . . . .	xxi
"    Montrose Royal Asylum . . . . .	xxii
"    Murray's Royal Asylum, Perth . . . . .	ib
"    Aberdeen City District Asylum . . . . .	xxiii
"    Argyll District Asylum . . . . .	xxiv
"    Ayr District Asylum . . . . .	xxv
"    Banff District Asylum . . . . .	xxvi
"    Dundee District Asylum . . . . .	xxvii
"    East Lothian District Asylum . . . . .	ib
"    Edinburgh District Asylum . . . . .	xxviii
"    Fife and Kinross District Asylum . . . . .	xxix
"    Glasgow District Asylum, Gartloch . . . . .	xxx
"    Glasgow District Asylum, Woodilee . . . . .	xxxi
"    Govan District Asylum . . . . .	xxxii
"    Inverness District Asylum . . . . .	xxxiii
"    Kirklands Asylum . . . . .	xxxiv
"    Lanark District Asylum . . . . .	xxxv
"    Midlothian and Peebles District Asylum . . . . .	xxxvi
"    Morayshire District Asylum . . . . .	ib
"    Paisley District Asylum . . . . .	xxxvii
"    Perth District Asylum . . . . .	xxxviii
"    Renfrew District Asylum . . . . .	ib
"    Roxburgh District Asylum . . . . .	xxxix
"    Stirling District Asylum . . . . .	ib
(b) <i>Private Asylum—</i>	
Condition of New Saughton Hall Asylum . . . . .	xli
"    St. Andrew's Asylum, Hawick . . . . .	ib
(c) <i>Parochial Asylum—</i>	
Condition of Greenock Parochial Asylum . . . . .	ib



	PAGE
(d) <i>Lunatic Wards of Poorhouses—</i>	
Condition of Buchan Poorhouse - - - - -	xlii
„ Cunningshame Poorhouse - - - - -	xliii
„ Dumbarton Poorhouse - - - - -	ib
„ Dundee East Poorhouse - - - - -	ib
„ Govan Poorhouse - - - - -	xliv
„ Inveresk Poorhouse - - - - -	ib
„ Kincardine Poorhouse - - - - -	xlvi
„ Lewis Poorhouse - - - - -	ib
„ Linlithgow Poorhouse - - - - -	ib
„ Long Island Combination Poorhouse - - - - -	ib
„ Old Monkland Poorhouse - - - - -	xlvi
„ Paisley Poorhouse - - - - -	ib
„ Perth Poorhouse - - - - -	xlvii
„ Wigtownshire Poorhouse - - - - -	ib
(e) <i>Establishment for State and Criminal Lunatics—</i>	
Condition of the Criminal Lunatic Department of H.M. Prison at Perth - - - - -	ib
(f) <i>Mental Observation Wards—</i>	
Condition of Dundee (East) Poorhouse - - - - -	xlviii
„ Eastern District Hospital, Glasgow - - - - -	ib
„ Govan Poorhouse (Southern General Hospital) - - - - -	ib
„ Paisley Poorhouse (Craw Road) - - - - -	xlix
„ Stobhill Hospital, Glasgow - - - - -	ib
VII. PATIENTS IN PRIVATE DWELLINGS.	
Continued Decrease in the number under Private Care - - - - -	ib
Number of Private Lunatics in Private Dwellings - - - - -	ib
Number of Pauper Lunatics in Private Dwellings - - - - -	ib
General Reports on the Visitation of Patients - - - - -	l
VIII. EXPENDITURE FOR MAINTENANCE OF PAUPER LUNATICS.	
Expenditure by Local Authorities - - - - -	liii
Repayments by Relatives - - - - -	ib
Contributions from State Funds - - - - -	ib
Weekly Cost of each Mode of Provision for Pauper Lunatics - - - - -	ib
IX. DANGEROUS LUNATICS - - - - -	liv
X. ALIEN LUNATICS - - - - -	ib
XI. LUNATICS UNDER JUDICIAL FACTORS - - - - -	ib
XII. NUMBER AND DISTRIBUTION OF MENTAL DEFECTIVES AT 1st JANUARY, 1930 - - - - -	lv
XIII. STATISTICS OF INSTITUTIONS FOR MENTAL DEFECTIVES - - - - -	ib
XIV. PRESENT CONDITION OF ESTABLISHMENTS FOR MENTAL DEFECTIVES.	
Condition of Baldovan Institution - - - - -	lvi
„ Barnhill Institution - - - - -	lvii
„ Birkwood Institution - - - - -	ib
„ Bridge of Weir Institution - - - - -	lviii
„ Blinkbonny (Falkirk Poorhouse) Institution - - - - -	ib
„ Broadfield Institution - - - - -	ib
„ Caldwell House Institution - - - - -	lix
„ Gogarburn Institution - - - - -	lx
„ Govan Poorhouse Institution, - - - - -	ib
„ Larbert Institution - - - - -	lxi
„ St. Charles Institution - - - - -	ib
„ St. Joseph's Institution (Whitehill) - - - - -	lxii
„ Stonevetts Institution - - - - -	lxiii
„ Waverley Park Institution - - - - -	ib
„ Perth State Institution - - - - -	lxiv
„ Defectives under Guardianship - - - - -	ib
XV. EXPENDITURE FOR MAINTENANCE OF AIDED MENTAL DEFECTIVES - - - - -	lxv



## APPENDIX.

	PAGE
Table showing (a) the Population and the proportion of Registered Lunatics. (b) The Numbers of Private, Pauper, and Criminal Lunatics, distinguishing between the sexes, and the different modes of disposal of Private and Pauper Lunatics - . . . .	1
Table showing (a) Number of Lunatics on Register at 1st January of each year. The numbers placed on and removed from the Register during each year. The excess of Lunatics placed on the Register over the number removed. (b) The numbers of Lunatics registered each year, who had never previously been registered. (c) Average number of Lunatics on Register during each year, and the percentage of deaths among them - . . . . .	2
Table showing the Numbers of Private and Pauper Lunatics resident in Royal, District, Private, and Parochial Asylums, and in Lunatic Wards of Poorhouses, on 31st December of each year from 1915 to 1929; the Numbers therein Admitted; the Numbers therefrom Discharged Recovered and Not Recovered; the Numbers Transferred from one Establishment to another; and the Numbers that Died therein in each of the said years - . . . . .	3
Table showing the Results of Treatment in different classes of Establishments for each year from 1915 to 1929. (a) Royal and District Asylums; (b) Private Asylums; (c) Parochial Asylum (Lunatic Wards of Poorhouse with Unrestricted Licence); (d) Lunatic Wards of Poorhouses with Restricted Licences; (e) The Statistics of Pauper Lunatics in Private Dwellings for fifteen years, 1915-1929	4
Table showing the Numbers of Private and Pauper Lunatics of each Sex, in each Royal and District Asylum, Private Asylum, Parochial Asylum, and Licensed Poorhouse in Scotland, on 1st January, 1930, and the accommodation in these Establishments - . . . . .	9
Table showing the Numbers of Pauper Lunatics chargeable to each Lunacy District, who were resident in Establishments or in Private Dwellings respectively, on 1st January of each year from 1921-1930	10
Return showing the Numbers of Pauper Lunatics of each Sex chargeable to each Lunacy District in Scotland on 1st January, 1930, and the manner of their disposal - . . . . .	12
Table showing the Manner in which the Pauper Lunatics chargeable to each District Board, placed on the Register of the Board during 1929, were disposed of, and the Changes that have taken place during the year in the Disposal of those on the Register on 1st January of that year - . . . . .	13
Return exhibiting the Number of Orders granted by the Sheriffs for Admission of Lunatics into any Public, Private, District, or Parochial Asylum or House, stating the Asylum or House to which such Order was sent, during the year ended 31st December, 1929 -	14
Table showing Average Number of Patients Resident, and the Results of Treatment in each Asylum or other Establishment, for the year 1929. (a) Royal and District Asylums; (b) Private Asylums; (c) Parochial Asylum (Lunatic Wards of Poorhouse with Unrestricted Licence); (d) Lunatic Wards of Poorhouses with Restricted Licences	16
Return exhibiting the Number of Licences granted by the Board for the Continuance, Establishment, or Renewal of Private Asylums, Lunatic Wards of Poorhouses, and Institutions for Mental Defectives, and the Transfer of any such Licence from any one Establishment to another, during the year ended 31st December, 1929 - . . . .	18



	PAGE
Tables showing (i) Classification of all recorded Causes of Death of Private Patients who Died in Asylums and other Establishments in the year 1929, and (ii) Classification of all recorded Causes of Death of Pauper Patients who died in Asylums and other Establishments in the year 1929 - - - - -	19
Table showing Expenditure for each Lunacy District on account of Pauper Lunatics during the year ending 15th May, 1929 - - - - -	23
Table showing the Average Weekly Cost of Maintenance of Pauper Lunatics in the different classes of Establishments, and in Private Dwellings, in each of the eight years 1921-22 to 1928-29 - - -	25
Table showing the Weekly Rates of Maintenance for each mode of providing for Pauper Lunatics in each Lunacy District during the year ending 15th May, 1929 - - - - -	25
Table showing the present Weekly Rates of Board in Royal and District Asylums, and the estimated Weekly Cost of Patients in Parochial Asylums and Poorhouses - - - - -	26
Table showing the Expenditure of District Boards of Control on the Maintenance and Management of Pauper Lunatics during the Financial year 1928-29 - - - - -	27
Table showing the Quantity per Patient of various Articles of Dietary, and of Tobacco and Fuel, supplied to each District Asylum during the Financial year 1928-29, and the Price of each Article supplied -	33
Table showing the Quantities and Estimated Values of Articles supplied to District Asylums from Asylum Farms and Gardens during the Financial year 1928-29, and Prices at which the Produce supplied has been estimated - - - - -	39
Table showing the Acreage of Farms attached to District Asylums; Receipts and Expenses of such Farms and of Gardens during the Financial year 1928-29, and Profits shown on the year's transactions	40
Table showing the Expenditure by District Boards of Control during the Financial year 1928-29 in Providing, Building, Repairing, Fitting-up, and Furnishing District Asylums; and the amount of Monies Borrowed and Assessed for by District Boards of Control under the provisions of the Act 20 and 21 Vict. c. 71 - - - -	41
Table showing the Number of Defectives on the Register at 1st January of each year, and the numbers placed on and removed from the Register during each year - - - - -	42
Table showing the Number on the Register of Rate-Aided Mental Defectives of each sex chargeable to each Lunacy District in Scotland on 1st January, 1930, and the manner of their distribution, also the numbers per 100,000 of the population - - - - -	43
Table showing the Number of Private and Rate-Aided Defectives of each sex in each of the Certified Institutions on 1st January, 1930, and the changes which have taken place during the year 1929, also the rate of board in each Institution - - - - -	44







# Sixteenth Annual Report.

TO THE RIGHT HONOURABLE  
WILLIAM ADAMSON, M.P.,

*One of His Majesty's Principal Secretaries of State.*

GENERAL BOARD OF CONTROL FOR SCOTLAND,  
EDINBURGH.

SIR,

We, the General Board of Control for Scotland, have the honour to present our Sixteenth Annual Report on the Condition and Management of Lunatics and Lunatic Asylums, and on the Protection and Control of Mental Defectives in Scotland.

The Local Authorities with whom it has been the duty and privilege of the Board to co-operate for a very considerable period have now ceased to exist. The Local Government (Scotland) Act, 1929, brought to an end District Boards of Control and Parish Councils, to whom have been entrusted in the past the care of the insane and the mentally defective, and closes a long and honourable chapter in the history of this important work.

The Board desire to place on record their high appreciation of the way in which these bodies have discharged the onerous duties placed upon them, the progressive and enlightened manner in which successive reforms and new methods of treatment have been adopted, and the intensely human sympathy which their members collectively and individually have always shown to the unfortunate patients under their charge.

To the members of the Board and their Staff the good feeling which at all times governed the relationship between the Local Authorities and themselves will always remain as a happy and encouraging recollection.

To the Town and County Councils to whom has now been transferred this considerable burden and responsibility, the Board cordially offer their assistance and co-operation.

## I.—OCCUPATIONAL THERAPY AND FARM AND GARDEN WORK.

Reference has been made in recent Reports to the value of what is known as Occupational Therapy. The occupation of the mentally afflicted has always been recognised as of much advantage to their physical and mental health, and even in cases where there are no prospects of recovery, it is a means of alleviating mental distress. Not only do the patients learn some form of useful work to which they had hitherto been unaccustomed, but the occupation tends to produce a more contented and tranquil state of mind. The useful habits acquired by patients as the result of Occupational Therapy are often an important factor in cases which become suitable for boarding out.



The term Occupational Therapy has in the past been limited to the teaching of handiwork to patients who on account of their mental conditions have become unfitted for their ordinary occupations. As has been stated in previous Reports, this form of treatment was originally introduced by the Brabazon Society in one of our Scottish institutions. At first it was carried on by voluntary workers, but the development of the system necessitated the employment of permanent whole time instructors.

Occupational Therapy should not, however, be restricted to the instruction given in the special classes but must be regarded as including all kinds of work performed by patients, occupation being encouraged entirely as a therapeutic agent; no patient is compelled to work. The Board have urged that all members of Asylum staffs should, on appointment, come under an obligation to attend the Lectures and Courses of Instruction given to mental nurses so that when patients are placed under their care, whether on farms, or in workshops or domestic occupations, those in charge of them may not only be qualified to perform and to teach their own particular trade or art but may also become capable of nursing and understanding the patients who are committed to their charge.

In the Report of the Royal Commission of 1857 reference is made to the necessity for Asylums having land for the employment of patients and it is suggested that there is no reason why Asylums "should not profitably employ the patients in the cultivation of land sufficient both to supply the direct wants of the house and even to grow produce for sale"; again it is pointed out that "there are few better curative agents in the treatment of insanity, than agricultural labour, when combined with an adequate diet. Even in cases where the malady has become incurable, labour in the open air greatly improves the condition of the patient, and tends to alleviate his symptoms. There is this peculiarity about the insane, that, although in an abnormal condition, they are not, as a general rule, like the inmates of a poorhouse or general hospital, disabled from active occupation by physical infirmity. On the contrary, there is with many a positive restless craving for muscular exercise; and hence nothing tends so much to promote the tranquillity of an asylum, and to diminish the necessity for the use of mechanical restraint and seclusion, as the expenditure of this augmented nervous power by exercise and labour in the open air."

In accordance with these opinions the Board have encouraged the acquisition by institutions of farm and garden ground and have generally recommended a minimum of one acre for each male patient. No special cognisance has hitherto been taken of the fact that there is scope for the employment of women patients in farm and garden work provided suitable instructresses are engaged to teach and supervise them. Such outdoor occupation would include light garden work, tending poultry and milking, and would provide healthy exercise of great therapeutic value to suitable female patients.

In thus encouraging the acquisition of land by Asylum authorities the Board have had mainly in view the object of providing therapeutic occupation and recreation for the patients. It has never been intended that Asylum farms and gardens should be run primarily as profit making



concerns. As a matter of fact, however, most Asylum farms not only pay rents which cover the interest of money expended on their purchase but as a rule leave a more or less considerable balance of net profit, which is applied towards the reduction of the cost of the maintenance of the patients. It may also be claimed that Asylum farms and gardens furnish the patients with a more varied dietary and a better quality of food than would be obtained by purchase in the market.

The accompanying table shows the extent of agricultural and other lands in the occupation of the various institutions and the average number of patients employed in the cultivation of such land and in other forms of outdoor work.

Name of Institution.	Extent of lands.		Daily average number of Patients resident during the year 1929.		Daily average number of Patients employed during the year 1929.			
	Farm.	Other Lands (including Garden but excluding ground occupied by buildings.)			On Farm.		On Grounds and Garden.	
					M.	F.	M.	F.
Aberdeen Royal Asylum - - - - -	Acres.	Acres.	M.	F.	M.	F.	M.	F.
Orichton Royal Institution - - - - -	258	75	364	436	41	3	66	...
Dundee Royal Asylum - - - - -	760	105	469	539	50	*15	25	*10
Royal Edinburgh Hospital for Mental Disorders	...	10	21	38	...	...	6	3
Glasgow Royal Asylum - - - - -	50	97	383	441	10	...	56	...
Montrose Royal Asylum - - - - -	11	47	240	298	2	...	10	1
Perth Royal Asylum - - - - -	310	35	382	406	4	...	68	3
Aberdeen District Asylum - - - - -	35	14	84	95	2	...	14	...
Argyll District Asylum - - - - -	247	57	349	344	34	...	107	6
Ayr District Asylum - - - - -	159	265	213	224	13	5	64	...
Banff District Asylum - - - - -	54	62	320	293	4	...	188	...
Dundee District Asylum - - - - -	290	20	107	95	10	...	20	*12
East Lothian District Asylum - - - - -	454	61	269	292	29	...	37	...
Edinburgh District Asylum - - - - -	250	...	115	135	20	...	15	...
Fife District Asylum - - - - -	581	340	493	489	21	...	148	35
Glasgow District Asylum (Gartloch) - - - - -	409	64	410	424	45	...	12	...
Glasgow District Asylum (Woodilee) - - - - -	295	128	445	368	29	...	81	...
Govan District Asylum - - - - -	700	86	640	550	110	...	59	...
Inverness District Asylum - - - - -	248	76	489	371	28	...	84	...
Kirklands Asylum - - - - -	301	78	383	352	66	...	66	...
Lanark District Asylum - - - - -	53	8	145	110	7	...	17	...
Midlothian District Asylum - - - - -	480	863	691	550	38	...	156	...
Morayshire District Asylum - - - - -	478	66	169	170	24	...	29	...
Paisley District Asylum - - - - -	150	10	66	103	9	1	11	...
Perth District Asylum - - - - -	237	168	164	123	52	...	13	...
Renfrew District Asylum - - - - -	148	44	203	217	10	...	48	...
Roxburgh District Asylum - - - - -	156	34	206	186	10	...	70	...
Stirling District Asylum - - - - -	32	24	159	201	...	...	45	...
Greenock Parochial Asylum - - - - -	352	250	544	418	35	...	208	...
New Saughton Hall Private Asylum - - - - -	22	57	133	114	...	...	43	...
Baldovan Certified Institution - - - - -	36	71	21	41	...	...	5	...
Birkwood Certified Institution - - - - -	4	18	156	106	7	...	6	...
Bridge of Weir Certified Institution - - - - -	59	58	67	48	...	...	21	...
Broadfield Certified Institution - - - - -	†	†	7	3	...	...	3	...
Caldwell House Certified Institution - - - - -	61	35	28	20	2	...	18	...
Falkirk Poorhouse Certified Institution - - - - -	68	214	30	70	1	...	4	...
Gogarburn Certified Institution - - - - -	...	12	...	80	...	...	...	...
Larbert Certified Institution - - - - -	10	37	28	31	...	...	22	...
Lennox Castle Certified Institution - - - - -	§	42	324	222	...	...	36	...
St. Charles' Certified Institution - - - - -		...	...	120	...	...	...	...
St. Joseph's Certified Institution - - - - -	431	342	56	60	3	...	8	...
Stoneyetts Certified Institution - - - - -	40	83	44	67	4	...	4	...
Waverley Park Certified Institution - - - - -	29	21	184	174	9	...	93	...
	7	26	...	109	...	...	...	10

\* During season for gathering potatoes and fruit.

† The whole acreage of the Bridge of Weir Colony is 250 acres.

‡ Recreation Ground only.

§ Farm lands extending to 500 acres are let on lease till 1931.

|| Farm not yet taken over.



The following Tabular Statement shows the Institutions which make use of Occupational Therapy in its limited sense of teaching handiwork to patients who are unfitted, either physically or mentally, for farm or garden work or for domestic occupations, and also the extent to which such Occupational Therapy is employed:—

Name of Institution.	Number of Patients occupied in Occupational Therapy Department.			Number of Teachers (excluding Tradesmen).		
	M.	F.	Total	M.	F.	Total
Aberdeen Royal Asylum - - -	44	44	88	1	1	2
Crichton Royal Institution - - -	15	30	45	...	1	1
Royal Edinburgh Hospital for Mental Disorders - - - - -	33	37	70	...	2	2
Glasgow Royal Asylum - - - -	26	31	57	1	1	2
Perth Royal Asylum - - - - -	21	35	56	...	1	1
Edinburgh District Asylum - - -	7	21	28	2	2	4
Govan District Asylum - - - -	18	20	38	1	1	2
Lanark District Asylum - - - -	10	46	56	1	2	3
Renfrew District Asylum - - - -	6	5	11	1	1	2
Stirling District Asylum - - - -	14	20	34	...	1	1
Baldovan Certified Institution - -	14	12	26	1	6	7
Birkwood Certified Institution - -	17	16	33	...	1	1
Bridge of Weir Certified Institution -	2	1	3	...	...	...
Broadfield Certified Institution - -	3	10	13	...	3	3
Falkirk Poorhouse Certified Institution	...	12	12	...	...	...
Gogarburn Certified Institution - -	6	19	25	1	1	2
Larbert Certified Institution - - -	66	77	143	1	7	8
Lennox Castle Certified Institution -	...	25	25	...	1	1
St. Charles' Certified Institution - -	26	34	60	...	4	4
St. Joseph's Certified Institution - -	28	40	68	1	6	7
Stonevetts Certified Institution - - -	25	...	25	1	...	1

The practical value of Occupational Therapy for patients whose mental conditions at one time were thought to be irremediable is now generally acknowledged.

There is also another aspect of the matter. When a person is placed in an Asylum by a local authority and is found to be possessed of small funds it is the practice of the Board, with the concurrence of the Department of Health, to recommend to the local authority, in cases where there is a prospect of early recovery or of fitness for discharge from Asylum care, that the funds be kept intact so that the patient may resume his independence and so help towards the complete restoration to and retention of mental health.

This is particularly important in view of the fact that on discharge from Asylums many patients have a difficulty in obtaining employment—which is not experienced by a person recovering from a physical illness. Employers are somewhat chary of engaging the services of a person who has suffered from mental affection. It would accordingly be of much advantage to those patients if some small remuneration based on their work in the Asylum might be deposited for them. This course would give new interest and life to their work—human incentives, in fact, which are at present lacking. It would also brighten what must be to some patients an exceedingly uncertain outlook for the future after they leave a mental institution.



## II.—ENTERIC FEVER “CARRIERS,” ETC.

A special department for housing the Enteric Fever “carriers” at the Govan District Asylum, Hawkhead, is now in occupation. The question of dealing with all “carriers,” including not only Enteric Fever “carriers” but also “carriers” of such infections as para-typhoid and dysentery, requires serious consideration. There are 13 Enteric Fever “carriers” at Govan District Asylum, 1 para-typhoid “carrier” at Kirklands Asylum, and 19 dysentery “carriers” at Gartloch Asylum.

It would be of much advantage, and undoubtedly more economical, if all “carriers” of infection could be located in one institution. Meantime these patients, while not themselves actually suffering from the diseases in question, may disseminate them throughout the community, and the steady increase of these “carrier” patients in recent years suggests the necessity for research, which, if it is to be of much value, must be undertaken in a centre close to the institutions providing the material. It is difficult to explain why “carriers” should appear to be so prevalent in mental institutions, or why the “carriers” in these Institutions are mainly patients who are affected, more or less, with grave forms of dementia. It should be kept in mind however, that some years ago, tubercular affections were four times as prevalent in mental hospitals as they were in general hospitals, but the erection of separate sanatoria for the tuberculous insane reduced the proportion so that it is now no higher than that obtaining in general hospitals.

In this connection the Board recognise with appreciation the special work done in one of the Glasgow Asylums, where it has been discovered that undulant fever is present, particularly in patients who have been doing farm work. It is suspected that the fever has been present in the Asylum for several years, and only by special investigation have facts been elicited. Fortunately the fever has been invariably of a mild type.

The investigation was in connection with an outbreak of contagious abortion in the tubercle-free herd of Ayrshire cattle which supply the institution with milk, and was carried out with the object of testing the incidence of *Brucella abortus* infection in man.

Outbreaks of contagious abortion in the cattle at the Asylum farm took place in January and February of 1929, when 20 out of 60 cows were affected, and an investigation was made as to whether infection with *Brucella abortus* was present in persons consuming the milk from these cows, or simply in those patients who came into actual contact with the infected cattle.

Out of 112 cases examined, 10 male patients reacted to the tests for both *Brucella abortus* and *Brucella melitensis*, the organism of Malta fever.

An interesting fact to be noted is that all the positive cases, with one exception, were workers resident in the farm colony. Four of the patients (in two of whom the blood serum showed agglutination in very high dilution) worked in the byres in close association with the animals.

All these patients were at the time of the reaction enjoying good health. Investigation into the previous health of the patients, however, revealed a history of mild febrile attacks of short duration, which are worthy of notice in view of the variability in intensity and symptomatology, and the course which the disease may take.



The presence among the Asylum patients of undulant fever, due to *Brucella abortus*, is receiving the attention of the Board.

At one time a small Government Grant for research work in mental diseases was provided in the Vote of the General Board, and was distributed in aid of the work performed by the two Scottish Laboratories, namely the Scottish Asylums' Pathological Scheme with its headquarters in Edinburgh, and the Scottish Western Asylums' Research Institute with its headquarters in Glasgow. The Grant was however discontinued in that form in 1921, and all Medical Research Grants have since been distributed by the Medical Research Council in London.

It is true that the amount of the Grant was small, but it was a stimulus to Local Authorities to contribute towards research, as they are legally entitled to do under the Mental Deficiency Act of 1913, and it is agreed that the interest taken by the General Board in this work was helpful and equally stimulative. Since the Government Grant was withdrawn, there has been a notable decrease in research work done in Scottish institutions, and what has been done has been due mainly to the initiative of individual Medical Officers with the encouragement of Medical Superintendents.

### III.—HOURS OF NURSING STAFF.

The general conditions of service of the nursing staff in Scottish Asylums, including particularly the hours of service and the amount of leave, have again been under the consideration of the Board. While this is a matter which has been largely left to the discretion of Local Authorities, a general movement in the direction of an eight hours day for all workers has raised the question of its applicability to Asylum and general nursing service. The Board approve of everything that can be done to make the life of the nursing staff as comfortable as possible, in the belief that a contented staff is essential to the welfare of the patients. They are aware that in some countries, France in particular, a definite eight hours working day is laid down by law, but in a profession such as nursing the Board would deprecate too rigid an application of this principle, and have noted that it has been decided not to include nurses in General and Mental Hospitals within the scope of the draft Convention of the International Labour Congress dealing with the question of a general eight hours day for all workers.

The Board believe that the interests of the nursing staff, and consequently the welfare of the patients, would best be served by allowing for a sufficiently large nursing staff and making its conditions and surroundings as homelike as possible, as they have to regard the institution as their home for the time being. To this end the Board have encouraged the erection of Nurses' Homes for female nurses in all the institutions under their administration. Unmarried male nurses, many of whom are endeavouring to qualify to become trained certificated nurses, should have similar privileges, and when they have satisfactorily shown their capacity for taking up mental nursing as their life work by becoming certificated mental nurses they should be encouraged to marry. Married male nurses should, in the opinion of the Board, have suitable houses provided for them within the precincts of the institution.



#### IV.—NUMBER AND DISTRIBUTION OF THE INSANE AT 1st JANUARY, 1930.

On 1st January of the present year, exclusive of insane persons maintained at home by their natural guardians, there were in Scotland 19,059 insane persons, of whom we had official cognisance, including the inmates of Training Schools for Imbecile Children who have not been certified under the Mental Deficiency Act and of the Criminal Lunatic Department of Perth Prison. Of these 2,963 were maintained from private sources, 16,020 from the rates, and 76 at the expense of the State. As the total number at 1st January, 1929, was 19,031, an increase of 28 has taken place during the past year.

The following table shows the number and distribution of the insane of each sex in the different classes of establishments and in private dwellings at 1st January, 1930, distinguishing between private and pauper patients:—

MODE OF DISTRIBUTION.	Male.	Female.	Total.	PRIVATE.			PAUPER.		
				M.	F.	T.	M.	F.	T.
In Royal Asylums . . . . .	1,648	1,899	3,547	907	1,081	1,988	741	818	1,559
„ District Asylums . . . . .	6,648	6,019	12,667	614	206	820	6,034	5,813	11,847
„ Private Asylums . . . . .	13	32	45	13	32	45	...	...	...
„ Parochial Asylum, <i>i.e.</i> , Lunatic Wards of Poorhouse with un- restricted Licence† . . . . .	138	115	253	6	...	6	132	115	247
„ Lunatic Wards of Poorhouses with restricted Licences . . . . .	455	438	893	...	...	...	455	438	893
„ Private Dwellings . . . . .	680	857	1,537	25	46	71	655	811	1,466
	9,582	9,360	18,942	1,565	1,365	2,930	8,017	7,995	16,012
„ Criminal Lunatic Department of Perth Prison . . . . .	69	7	76	...	...	...	...	...	...
„ Training Schools . . . . .	23	18	41	18	15	33	5	3	8
TOTALS . . . . .	9,674	9,385	19,059	1,583	1,380	2,963	8,022	7,998	16,020

† Greenock Parochial Asylum is now the only Asylum of this class.

\* In addition to these there were 779 inmates certified under the Mental Deficiency Act.



The general results during 1929, as compared with 1928, are, in regard to *registered*\* lunatics, as follows:—(1) There was a total increase of 26, due to a decrease of private patients by 9, and an increase of pauper patients by 35. (2) The total increase of 26 resulted from an increase of the number in establishments by 111, and a decrease of the number in private dwellings by 85. (3) The increased number of 111 in establishments arose from a decrease of 12 private patients and an increase of 123 pauper patients.

CHANGES FROM THE PAUPER TO THE PRIVATE CLASS,  
AND *vice versa*.

It must be kept in view, in connection with the statistical tables giving the number of lunatics classified into private and pauper patients, that each patient does not necessarily continue till his discharge in the class to which he belonged on being placed on the Board's register. The results shown depend partly on the number of persons who, while continuing on the Board's register, cease to be private patients and become paupers, and *vice versa*.

V.—STATISTICS OF ESTABLISHMENTS FOR LUNATICS.

(See Tables on Pages 1 to 12 of Appendix to Report.)

ADMISSIONS TO ESTABLISHMENTS.

- (1) *Admissions directly under a Sheriff's Order †, the sanction of the Board or other Statutory Authority.*

In arriving at the number of persons admitted to establishments who thereby add to the gross number of asylum patients, the number of admissions which refer to a mere transfer from one establishment to another must be deducted.

(a) The total number of patients admitted to establishments (excluding transfers) during 1929 was 3,173, which is 136 less than in the previous year and 1 less than the average for the quinquennium 1925-29.

(b) The number of private patients admitted last year was 477, which is 10 less than in the preceding year and 7 more than the average for the quinquennium 1925-29. The pauper patients admitted to establishments numbered 2,696, which is 126 less than in the preceding year, and 6 less than the average for the quinquennium 1925-29.

The number of patients who had never previously been registered, and who were admitted for the first time to establishments for the insane in Scotland during 1929 was 2,454—443 private patients and 2,011 pauper patients.

The number of private patients admitted for the first time is 36 more than in the preceding year. The number of pauper patients who had never previously been registered is 116 less than in 1928.

\* The Inmates of Training Schools for Imbeciles and of the Criminal Lunatic Department of Perth Prison are recorded in separate books, and, not being on the Board's General Register of Lunatics, are not included in this statement.

† NOTE—Detention in an Asylum can only be by Order of the Sheriff or of the Secretary of State.



*(2) Admissions by Transfer.*

The number of patients transferred from one establishment to another during 1929 was 297, which is 29 more than the previous year and 35 more than the average for the five years 1925-29.

*(3) Admission of Voluntary Patients.*

Voluntary patients are persons who, with the sanction of the Board, granted on a simple application signed by the patient, voluntarily enter asylums for treatment of mental disorder. They cannot be detained for more than three days after giving notice of their intention or desire to leave. They are not certified as insane and are not registered as lunatics, but a record is made of their names and other particulars regarding them. The whole number of such persons admitted into asylums in 1929 was 800. The average number admitted for the ten years 1920-29 was 523. The number resident on 1st January, 1930, was 950.

## DISCHARGES FROM ESTABLISHMENTS.

*(1) Discharges of the Recovered.*

During 1929, 158 private patients were discharged recovered, which is 22 less than the number in the preceding year and 18 less than the average of the five years 1925-29. The number of pauper patients discharged recovered was 969, which is 23 more than in the preceding year, and 9 more than the average for the five years 1925-29.

*(2) Discharges of the Unrecovered.*

The number of private patients discharged unrecovered, excluding transfers, during 1929, was 115, which is 1 more than last year and 10 less than the average of the five years 1925-29. The number of pauper patients discharged unrecovered was 229, which is 43 less than the number so discharged in the preceding year, and is 43 less than the average for the five years 1925-29.

## DEATHS IN ESTABLISHMENTS.

The number of private patients who died in establishments during 1929 was 290, which is 78 more than last year and 48 more than the average of the five years 1925-29. The number of pauper patients who died was 1,301, which is 88 more than last year and 91 above the average of the five years 1925-29.

The death rate for private and pauper patients in establishments per cent. of the average number resident for the year 1929 was 9.2, as compared with 8.2 in the previous year.

The causes of death are shown in Table XII. of the Appendix.

## REMOVALS FROM ESTABLISHMENTS ON STATUTORY PROBATION.

At 1st January, 1929, 57 patients were absent from asylums on probation, with the sanction of the Board. Of these, 35 have been finally discharged as recovered, 11 were sent back, and 11 remained, on the expiry of the period, under the care of friends. In the course of 1929, 122 patients were discharged on probation. Of these, 11 have been finally discharged as recovered, 2 whose period of probation has expired remain under the care of friends, 30 have been returned to asylums, and 3 died. The number still on probation at the close of the year was 76.



## SHERIFFS' ORDERS.

The table on pages 14 and 15 of the Appendix gives the statutory return exhibiting the number of orders granted by Sheriffs for the admission of lunatics into any Public, Private, District, or Parochial Asylum, or House, stating the Asylum or House to which such order referred, during the year ended 31st December, 1929. The number of orders granted during the year was 3,106.

## LICENCES GRANTED BY THE BOARD FOR ESTABLISHMENTS.

The number of licences granted by us for the continuance or establishment of private asylums, lunatic wards of poorhouses, and certified institutions for mental defectives, and the transfer of any licence from one establishment to another, during the year ended 31st December, 1929, are shown in Table XI. of the Appendix.

## CHANGES AMONG ATTENDANTS AND SERVANTS IN EACH ESTABLISHMENT.

The number of attendants and servants who left, were dismissed, or died, during 1929, was 1,378, which is 104 less than the number for the previous year. The number who resigned their situations voluntarily is 1,025, which is 84 less than last year.

In addition to the 1,025 who resigned voluntarily, 48 left on account of ill-health, 16 died during their term of service, 120 left without notice, 42 were dismissed for incompetence or unsuitability, 32 whose services were no longer required were not re-engaged, and 95 were dismissed for misconduct.

## ESCAPES FROM ESTABLISHMENTS.

The whole number of escapes during 1929 was 112. Of these, 42 were brought back within twenty-four hours, 33 within a week, and 18 after a week. There were 19 still absent on the expiry of twenty-eight days from the date of escape. Of the 19 patients not brought back, 1 was discharged recovered, 8 were removed from the asylum registers as relieved, 9 as not improved, and 1 died.

## ACCIDENTS IN ESTABLISHMENTS.

The total number of accidents to patients reported to us as having taken place during the year 1929 was 140—which is 42 less than last year. Eighteen of the accidents ended fatally, 8 of them being due to suicide; all were reported to the Crown authorities. Of the deaths by suicide, 1 was caused by the patient cutting his throat, 1 by hanging, 1 by poisoning, 1 by burning, 3 by drowning, and 1 by shock following removal of eye-glass case and upper denture impacted in larynx and pharynx. Of the 8 accidental deaths not attributable to suicide, 1 was due to choking over food, 1 to valvular disease of the heart and senile dementia following fractured femur, 2 to shock and collapse from falls causing fractures of the femur, 1 to drowning, 1 to influenzal pneumonia following scalds caused by a patient upsetting over herself a tumbler full of hot milk, 1 to lobar pneumonia and heart failure following fractured ribs received in a struggle with an attendant who was trying to get the patient to return to bed, 1 to asphyxia caused by the patient being buried in a fall of coal while engaged in coal trimming in the Asylum bunkers. In



addition to the foregoing there were two deaths caused by injuries to the patients as the result of being run over by railway trains. It was impossible to say whether these two deaths were accidental or suicidal. There were 4 cases of attempted suicide—2 by cutting the throat, 1 by precipitation from a height, and 1 by plunging head and shoulders through a plate glass window. In 63 cases the accidents involved fracture of bones or dislocation of joints, and in 4 cases injuries to the head. In addition to these, 51 miscellaneous accidents to patients were reported, of which 4 were severe and 47 were slight.

There were also reported during the year 30 accidents to members of Asylum staffs, 6 being sustained by nurses, 3 by attendants, 3 by servants, and 18 by other employees, 12 of the 18 being involved, as passengers, in a motor bus collision. One attendant committed suicide by poisoning.

## VI.—PRESENT CONDITION OF ESTABLISHMENTS FOR THE INSANE.

Establishments for the insane in Scotland comprise: (a) Royal and District; (b) Private, and (c) Parochial Asylums; (d) Lunatic Wards of Poorhouses; (e) the Department for Criminal or State Patients in Perth Prison; and (f) Mental Observation Wards.

The reports by the Medical Commissioners of their inspection of the different establishments have, as usual, been presented to and considered by the Board. For reasons of economy these reports are not presented in full in the Appendix, as was the custom before the war. They are entered in the appropriate books of the respective establishments on the occasion of the statutory visits of the Medical Commissioners, and a copy of each report is preserved for reference at the offices of the Board.

As a general rule, the management of these establishments reflects credit upon the officials, and almost without exception a satisfactory standard of efficiency appears to be maintained. The official registers are stated to be properly and accurately kept.

The following remarks on each of the various establishments are based upon the Medical Commissioners' reports:—

### (a) ROYAL AND DISTRICT ASYLUMS.

#### *Aberdeen Royal Asylum.*

Inspected 8th and 9th May, and 7th November, 1929.

(Average number of patients resident during year, 806.5.)

It is recorded with approval that the hospital conditions in this Institution were found to be most satisfactory, and their value has been enhanced by the erection of verandahs which permit of the more extensive use of out-of-door treatment.

The new sanatorium for the treatment of female patients suffering from tubercular affections is almost completed. It has been devised on the most modern lines and should prove a valuable addition to the resources of the Institution.



There were at the date of the second visit three cases of dysentery. As this is not the first occasion on which bacillary dysentery has occurred, it would appear that there must be one or more dysentery "carriers" in the institution. The medical staff are greatly concerned with the presence of dysentery and are making every effort to ascertain if there are "carriers." Should a dysentery "carrier" be found, it would be desirable, in the interests of the patients and for the economical working of the institution to make arrangements to have the "carrier" placed in a special hospital building which, it is hoped, may be available for all cases of "carriers" arising in Scottish Institutions.

A careful inspection of the sitting-rooms and dormitories revealed that the patients are living under excellent hygienic conditions. Their personal clothing and bodily welfare are well attended to.

The medical attention and the nursing care throughout the Asylum are most satisfactory.

The department for light therapy is conducted with great enthusiasm. The work is carried on by a trained nursing staff under the direction of one of the Medical Officers and full accounts are recorded of the treatment and results.

The occupational class continues to provide interesting work, with evident beneficial results, for the large number of patients who cannot be employed at the ordinary domestic and outdoor occupations. The standard of work done is very high, a result due in great measure to the ability and enthusiasm of the teaching staff.

The kitchen was inspected and dietaries were seen to be varied. The food is well cooked.

It was observed with approbation that the last of the airing-court walls, namely, that on the female side of the main building, has been taken down. The outlook from the Wards, the appearance of the grounds, and the facilities for the patients have all been enhanced by this improvement.

The Institution was found in excellent order in all departments.

The branch Asylum at Daviot was found in its usual excellent condition. The patients are practically all employed and their material comforts have a special homely touch about them which is reflected in their contentment. The management and administration of the Asylum are represented as being excellent.

#### *Crichton Royal Institution.*

Inspected 9th, 10th and 11th April, and 19th and 20th August, 1929.

(Average number of patients resident during year, 747·5.)

Consequent upon the opening of the Hospice—the new hospital block for the first Division—the former congestion in the hospital wards of Crichton Hall has been overcome. At the same time the scheme of classifying the inmates throughout the Institution so that, in the various hospitals and in the departments for chronic patients, quiet patients may be entirely separated from disturbing influences, is now complete. It has also been found possible to dispense with the arrangement, necessitated by former conditions, whereby one of the departments on the male side of Crichton Hall was occupied by female patients. Other changes include the vacating of the Bungalow and the Villa at Midpark. The latter is being converted into two houses for married members of the medical staff.



Though at the date of the first visit there were 1,015 patients of both classes, certified and voluntary, in the Institution, no provision is made for those forms of treatment which are found so advantageous for physical debility and nervous affections, namely hydro-therapy, electrical and light treatment, massage, etc., all of which directed by a specially qualified medical person and skilled nurses have proved most efficient in other similar Institutions. It is several years since these additional and potent means of treatment were suggested. If a separate block which would serve the purpose of a single receiving centre for all classes of patients were erected, it would allow of a concentration of medical attention on the several patients, facilitate diagnosis, and, associated with the means of treatment outlined above, the Institution would possess an ideal means for the mental care of patients. It would also form a clinic for a wide district of Scotland when the scope of the present Lunacy Laws is enlarged so as to deal with temporary and early cases of mental affection.

From constructional and administrative points of view the institution is now almost completed in its three departments. It requires only a Home for the nurses in the intermediate department. The patients in each department are supplied with food from central kitchens, and the food supplied is excellent in quality, well cooked and served in a methodical and satisfactory manner. There is no doubt that all the patients are well fed.

It was noted at the second visit that while there were 337 rate-aided patients in the Institution, none of these is on a voluntary footing, and while there have been admitted, since the date of the last visit, 60 voluntary private patients as compared with 35 certified private patients, all the rate-aided patients admitted during that period—27 in number—were certified.

The treatment and care of the patients are on a very high standard and the general health of the patients is said to be good.

The progress in Occupational Therapy continues and three classes, one from each of the departments of the Institution, are held in a workshop suitably placed for the convenience of the several departments.

The clothing of the patients was neat, clean and serviceable, and their surroundings in the sitting rooms and dormitories were bright and healthy. All parts of the Institution are sufficiently heated and suitably furnished.

The farm and gardens are favourably reported upon and give occupation to a large number of patients.

The nursing arrangements are adequate in all respects and the training of the staff is systematic and obviously thorough. Both the medical direction and the administration are marked by great energy.

#### *Dundee Royal Asylum.*

Inspected 7th February and 11th October, 1929.

(Average number of patients resident during year, 51.5.)

This Asylum continues to provide for the inmates medical and nursing care of the best description, while the outlook of the Directors in providing for their material welfare and comforts is most generous.



The sitting rooms and bedrooms are most comfortable and attractive in their furnishings. The former were well supplied with flowers and plants. Cleanliness, order, ventilation and everything making for the general well-being of the patients, are carefully attended to, the standard in all these matters being a particularly high one.

The occupational therapy which has been previously commended continues to be a valuable adjunct in treatment.

The new hospital ward on the female side, previously referred to, is proving a most successful arrangement. Its advantages have been enhanced by the erection of a new bathroom opening out of what was the lavatory annexe of the converted ward.

A library has recently been gifted by a lady who shows, in this way, her gratitude for the treatment received by her brother who was for many years an inmate of this Institution. This is not the first gift received from the same source. No more welcome gift than a library could be given to an Institution for the care of the mentally afflicted.

The dietary is favourably commented on.

The Institution is represented as being managed with much tact and ability.

*Royal Edinburgh Hospital for Mental Disorders.*

Inspected 29th and 30th April and 5th and 6th December, 1929.

(Average number of patients resident during year, 691.0.)

Allusion is made to the evident strain upon the accommodation in the hospitals at West House, particularly on the female side. As is common elsewhere, this is due as much to the infirm condition of so many of the patients admitted as to the high admission rate. The position is all the more significant when it is noted that for some time past the verandahs for the hospitals at West House have had to be regarded as a definite part of the permanent accommodation. They are fully occupied night and day and there is no adequate reserve space indoors. Their weather-proof structure renders them sufficiently adequate for this constant occupation as a temporary measure, but the arrangement is not one that conforms to the ideal conception of the value of hospital verandah accommodation.

The patients generally were found in good health. They receive that skilled, continuous and zealous nursing care and medical attention which have become characteristic of this Institution. This applies also to the nursing and medical skill given to every patient throughout the Institution.

There were no entries in the Register of Restraint or Seclusion and there have not been any since the year 1918 when a patient had to be restrained for a few hours at a time for attempting to injure herself and to destroy her eyesight.

All parts of the Institution were found clean, well ventilated, suitably heated and tastefully and adequately furnished.



The Occupational Therapy, which has been so successfully engaged in at Craig House, has been extended to the West House and the work done there by several of the patients was seen. Like all occupational therapy work, it is well done, and in its variety and excellence it gives that interest and incitement to patients who would otherwise do no work. It, further, takes their minds from those depressing thoughts and cares which are troubling them.

The general occupation of the patients continues to be exercised with marked benefit to the relatively large number of patients so employed. There is much variety in the entertainment and recreation of the patients and their leisure is enlivened by concerts, games, &c., and an ample supply of literature.

Important alterations and improvements have been made in the scullery and storerooms of the West House.

The Institution continues to be managed with conspicuous ability, both in its medical and economic aspects, while the staff is reported as being efficient and competent.

*Glasgow Royal Asylum.*

Inspected 13th March and 16th August, 1929.

(Average number of patients resident during year, 409.0.)

Attention is directed to the fact that in this Institution there is no modern means of treatment for hydro, electrical, and light therapy, and it is suggested that if the Directors would consider the question of erecting a small reception hospital for both sexes with the special apparatus for such treatment, associated with a winter garden and the present excellent Occupational Therapy department, the resources of the Institution, which has in the past maintained a high reputation, would be markedly increased and be a source of much benefit to the large community which the Institution serves.

The alterations and extensions to the kitchen and stores departments are now completed and were inspected. The new kitchen and annexes, the dining hall for East House patients, the nurses' messroom and the additional store accommodation have all been designed and equipped on generous lines and in accordance with the latest knowledge.

The condition of the Institution is very satisfactory. The decoration of the wards, some of which have been recently re-decorated, is most attractive.

The nursing and medical arrangements are all that could be desired and are carried out on the most progressive lines and with painstaking attention to the individual patients.

The material welfare of the patients in their food, clothing and surroundings in the dayrooms and dormitories is most praiseworthy.

The Institution is represented as being managed with efficiency and concern for the needs and requirements of all the patients.



*Montrose Royal Asylum.*

Inspected 14th and 15th May and 20th November, 1929.

(Average number of patients resident during year, 748·0.)

It is pointed out that the hospital accommodation in this Institution is severely strained by the number of senile and infirm patients who require continuous rest in bed. The number of beds in some of the dormitories in the main building suggests that there also the accommodation is strained.

All parts of the Institution were found in good order. The health and comfort of the patients and their material welfare as regards food, clothing and comfortable and pleasant surroundings in the sitting-rooms and dormitories are assiduously and adequately cared for.

The number of *post-mortem* examinations which it has been found possible to carry out in relation to the number of deaths which have occurred is favourably commented on.

It is satisfactory to note that the water supply to the Institution has been considerably improved.

The new laundry was seen in complete working order. It is well adapted for the work and is equipped with the most modern machinery. The accommodation for the laundry staff on the first floor has been planned with much thoughtfulness. The rooms for each member of the staff are bright, well furnished and replete with home comforts.

The new system of heating in the hospital is working satisfactorily. An important addition to the hospital in the shape of a sun parlour has been begun.

The new stores are well advanced and the main improvements and repairs in progress are in line with the progressive, efficient and enlightened management which is a characteristic of this Institution.

The nursing and medical services are excellent in every respect.

*James Murray's Royal Asylum, Perth.*

Inspected 8th March and 29th October, 1929.

(Average number of patients resident during year, 128·0.)

It is evident that the accommodation of this Asylum is fully occupied and it is noted with satisfaction that the Directors have sanctioned an extension which will take the form of a separate hospital. This will be a very desirable addition and a most fitting culmination to the enlightened and generous policy hitherto pursued in modernising the Asylum and providing for the patients the high standard of medical care, nursing supervision and material comforts that are in evidence to-day.

It is observed that the building known as the Pavilion, which at one time was a billiard and recreation room for the Pitcullen House patients, has been converted into quarters for the nurses on night duty. Its location makes it ideal for the purpose and it comfortably accommodates all the night staff and the Assistant Matron on night duty.

The Asylum dairy farm has been discontinued and the milk supply, now obtained from a neighbouring farm, is satisfactory from every point of view.



The number of patients engaged in varied occupations is commendably large. This is of advantage to the health of the patients so occupied and when they are engaged at occupational therapy these advantages are most obvious.

The nursing and medical care of all the patients are of a high standard and this is also applicable to the manner in which the material welfare of the patients is cared for.

The patients generally were found to be enjoying good health and were free from complaint.

An artificial curling rink has been constructed, a large refrigerator has been installed and gas has been introduced in place of coal for cooking.

The management is represented as being most energetic and progressive.

*Aberdeen City District Asylum.*

Inspected 16th and 17th May and 10th and 11th October, 1929.

(Average number of patients resident during the year, 692.5.)

Reference is made to the improved verandahs in the reception hospital. They are now in occupation and are most serviceable and useful in the care and treatment of the patients. It is hoped to replace the ordinary glazing of these verandahs by vitra glass. A spacious verandah is also being erected on the female side along two sides of one of the parole villas. In this villa, several very old, quiet patients, who require to be in bed, are most comfortably housed in a small dormitory on the ground floor. Part of the verandah will be used to put these patients out in the open in bed; the remainder, it is learned, will be used for occupational therapy.

The hospitals were found in their usual excellent state of efficiency and the medical and nursing care of the patients continues to be assiduous, kindly and efficient.

The general bodily health of the inmates is satisfactory. The record of employment, at the date of the second visit, shows that 264 men and 146 women (57.1 per cent. of the total number) were actively employed.

The dietary is favourably commented on. The kitchen premises are up-to-date and the complete renewal of the cooking plant has been attended with good results. In addition to the fishfrier which was previously referred to, a roasting and baking oven has been installed. This is used to provide meat pies as part of the patients' dinner menu. The oven itself is very large and of course would not be visualised when the kitchen was built. It has been placed in the most accessible part of the kitchen as present arrangements stand, but it is close to the range and fishfrier and indeed is so cumbersome that the District Board might consider whether it would be possible to place it in another part of the kitchen premises or to build it into the wall.

Alterations have recently been made in connection with the septic tank which deals with the Asylum sewage. At the same time an attempt has been made to deal with the sewage from the farm and piggeries on the septic tank system, but as yet the results are not satisfactory.

The appointment of a dentist to visit the Institution regularly as previously suggested has not yet been made.



The attention of the District Board is again directed to the advantages of a shop for this large Institution and the extensive adoption of occupational therapy.

As a result of both inspections a most favourable opinion was formed of the generous lines on which the patients are accommodated and cared for, and of the conscientious manner in which the Institution is managed.

*Argyll and Bute District Asylum.*

Inspected 6th June and 22nd October, 1929.

(Average number of patients resident during year, 442.0.)

At the date of the second visit the number of patients was found to have considerably increased since the previous visit of 6th June. This increase is due largely to the admission, by agreement, of patients from Glasgow.

The admission of patients from a district not served by the Institution implies, in the circumstances, an admission of a class in which there is slight prospect of recovery; consequently, the discharges as recovered show an unusually low recovery rate.

Approbation is expressed of the number of *post-mortem* examinations which have been conducted in relation to the number of deaths which have occurred.

The relatively high death rate which has obtained during the period under review is attributable to a severe epidemic of influenza which affected the whole surrounding district as well as the majority of the Asylum inmates and staff. The severity of the epidemic in the Institution and the extra work thrown upon the nurses in consequence of it may be gathered from the fact that there were no less than 45 cases of lobar pneumonia or broncho-pneumonia. Over half the nursing staff was affected at one time or another during the outbreak and one of the senior charge attendants died. Favourable comment is made on the loyalty and devotion to duty of all the members of the staff during the epidemic.

The medical and nursing care of the patients in the hospitals and throughout the Institution is unremitting and conscientious. The medical staff are somewhat hampered by the fact that none of the modern requisites for diagnosis and treatment in the shape of hydro and electrical therapy, X-rays and light treatment are available. In a relatively large Mental Hospital, such as this is, situated at some distance from a General Hospital where several of the appliances referred to are invariably supplied, it is the duty of the District Board to ensure that patients suffering from mental disease should not be less favourably placed than their fellows suffering from physical disorders. The beneficial effects of light therapy in nervous diseases point to their use being almost essential in a Mental Hospital where the patients are affected by physical conditions invariably involving the nervous system.

A slight outbreak of fire occurred early in March; the seat of the fire was promptly located by the tradesmen and no serious damage was done.

The variety in the dietary is maintained with praiseworthy care and is much appreciated by the patients.

All parts of the Institution were visited and everything was found in satisfactory order.

It is reported that the Institution continues to be managed with marked efficiency.



*Ayr District Asylum.*

Inspected 4th April and 13th and 14th August, 1929.

(Average number of patients resident during year, 606.0.)

Reference is made to a serious outbreak of fire which occurred in the detached Hospital block, on the evening of 15th April. The fusing of an electric wire is believed to have been the cause. The fire broke out in the roof and spread with great rapidity. The central portion of the block consisting of the small connecting building containing the Nursing Sisters' quarters and the male and female infirm wards, accommodating together about 100 patients, was completely gutted. Full details were communicated to the Board at the time of the occurrence. The staff, under the direction of the Medical Superintendent, set themselves at once to removing the patients, first to the unaffected area and later to the other buildings. This was successfully carried out in about five minutes and in about ten minutes part of the roof fell in. This prompt and decisive action and the devotion to duty of all the members of the staff which achieved such a fortunate result in such a serious emergency receive high commendation. The Clerk of Works, unfortunately, fell from a ladder during the operations and sustained a Colles' fracture.

The admission and the small isolation wards at the ends of the Hospital on each side were left intact. Specifications for the work of reconstruction have been issued and consideration is being given to certain structural alterations which suggested themselves to the management as a result of the experience.

The temporary diminution in the accommodation was met in the main as follows:—The most helpless and the bed cases on the female side have been placed in the old female Hospital where the slight unavoidable congestion is being minimised in every possible way. One of the day-rooms on the male side of the main building has been converted into a temporary sick ward for the infirm cases and the arrangement is working very satisfactorily.

The large number of *post-mortem* examinations which have been conducted receives favourable notice. At the date of the first visit the number was 75 per cent. of the total deaths which had occurred.

In the Hospital the nursing and medical care reaches the usual high standard. The excellent nursing and medical care is also extended to every patient throughout the Institution and is reflected in the generally contented atmosphere and freedom from complaint on the part of the patients.

The patients newly admitted receive special attention and there is no chance of any mentally affected person being admitted and placed in the neighbourhood of other patients whose habits and conduct would militate against that freedom from anxiety and fear which newly admitted patients require when entering an institution for mental care and treatment.

The dining room has been repainted and the colour scheme produces a pleasing and bright result.



The occupation of the patients continues to be a noteworthy feature of the administration. Its efficacy as an adjuvant to medical treatment in recovering cases and its importance in promoting orderly habits and contentment in less fortunately situated patients cannot be over-estimated and this opinion is well supported by the results in this Asylum.

The patients are well attended to as regards food and clothing and the state of the sitting rooms and dormitories was all that could be desired.

The management of the Asylum is described as most energetic and conscientious.

*Banff District Asylum.*

Inspected 8th April and 29th July, 1929.

(Average number of patients resident during year, 202.5.)

The condition of this Asylum in every department was found commendable. Everything was spotlessly clean and in order.

The nursing care and material comforts are thoughtfully adapted to meet the particular requirements of all the patients.

It was learned that the only remaining typhoid "carrier" patient has been removed to the new hospital for such cases that has been opened at Govan District Asylum. The arrangement whereby all typhoid "carriers" in Scotland can be placed in one Institution is not only the most efficient but the most economical, and the Authorities of this Institution will be freed from what was a continuous source of very special care and anxiety.

Structural alterations have been carried out at the Woodpark Villa to provide more modern lavatory and bathroom accommodation. At the visit to the Villa an interesting demonstration of the Davey Fire Escape was given by some of the members of the Asylum Fire Brigade; two of these have been provided on the second floor of the Villa. The arrangements to cope with an outbreak of fire are very complete. In this as in many other departments the District Board are most commendably abreast of modern developments in Asylum administration.

The District Board have under consideration the erection of an enclosed verandah on the male side similar to that which has proved such a beneficial addition to the accommodation on the female side.

The patients generally were found in good health. They are well fed and suitably exercised. The attention given to employment is very satisfactory. The clothing of all the patients was neat, clean and serviceable; that of the female patients was bright and attractive.

The death of Dr. Fergusson is referred to with great regret. He has been Visiting Medical Officer for over forty years. His outstanding skill as a physician was devotedly applied to the medical needs of the Institution and the training of the nursing staff with a success that has frequently been noted in previous reports.

Dr. Cowie, who for some years has acted during Dr. Fergusson's absences, is at present discharging the duties of Visiting Medical Officer.

The management of the Institution continues to be characterised by untiring energy and obvious efficiency.



*Dundee District Asylum.*

Inspected 1st May and 20th December, 1929.

(Average number of patients resident during year, 562·5.)

It is recommended that the medical staff of this Asylum should be increased in view of the large number of acutely affected patients and the relatively large numbers requiring care in the hospitals. Every patient in the Institution requires care, as there is in all the active stages of mental affection a physical basis for the illness. Patients not requiring medical and nursing care continuously should be boarded-out. Asylums generally compare very unfavourably with general hospitals as regards the proportion of the medical staff employed to the number of patients accommodated.

The improvement of the hospitals by the changes of recent years is noteworthy; they were found in excellent order, as were the sitting rooms and dormitories throughout the Institution.

Approbation is expressed of the number of *post-mortem* examinations which it has been found possible to conduct in relation to the number of deaths which have occurred. The percentage is seventy-nine of the total.

Many of the patients were occupied at varied useful occupations, the men mainly out-of-doors and the women in the kitchen and laundry. Both kitchen and laundry require extensive changes to make them of a modern description.

The question of occupational therapy is receiving the attention of the District Board and it is hoped this work will soon assume a practical aspect.

An institutional shop, where the friends of patients could visit and even entertain their relatives at small cost, would add to the happiness and comfort of the patients.

The patients generally were found in good health. They are well fed, well clothed and their material wellbeing is adequately attended to.

The management is characterised as careful and conscientious.

*East Lothian District Asylum.*

Inspected 20th June and 14th October, 1929.

(Average number of patients resident during year, 248·5.)

All parts of this Institution were found in good order—clean, hygienic and comfortably and suitably furnished. The sitting rooms were specially bright with plants and flowers. Some of the dormitories seemed not to afford the desired minimum space. This matter will have to be considered in view of the presence of so many extra-district patients.

The patients generally were contented and free from noisy excitement. They were well clad and the women were particularly neatly dressed in varied and attractive costumes.

Those patients who were confined to bed for treatment of mental symptoms, bodily illness and senility or infirmity were receiving skilled nursing and competent medical care in excellent hospital surroundings.

The nursing and medical care of all the patients is as praiseworthy as that given to the hospital patients.



At the first visit a good dinner of broth, bread, milk pudding and stewed rhubarb was seen served to the patients, and at the evening meal the patients were given sausages in addition to tea, bread and butter.

Those patients who could be employed were engaged in varied occupations, mainly out-of-doors, with obvious advantage to their physical and mental health.

It was learned that the question of fire service referred to in a previous report has been carefully gone into by the District Board. A larger pipe has now been laid to the hydrants and the water supply is said to be ample.

The Institution is represented as being efficiently managed.

*Edinburgh District Asylum.*

Inspected 26th and 27th June and 14th and 15th November, 1929.

(Average number of patients resident during year, 928.5.)

The increasing number of voluntary inmates is an evidence of the many advantages which this Institution supplies for the care and treatment of all forms of nervous and mental affections. Indeed, in this respect it is unrivalled. The increase in the number of voluntary inmates further shows the increasing confidence that the general public has in the nursing and medical services of a modern Mental Hospital.

The hospitals are replete with all the most modern means of treatment for nervous and mental conditions, and the state of each patient is intimately known and his or her needs and requirements carefully studied and attended to. The standard of hospital care, including both its nursing and medical aspects, continues to maintain that high position which gives the Institution the name it has for progress in psychiatry.

An evidence of the value of the therapeutic measures with which the Institution is so well equipped is the fact that for many years it has not been necessary to use restraint or seclusion in any form.

The attention given to the varied occupation of patients fitted for work continues to maintain a high standard. In the industrial parts of the Institution there are many noteworthy features directed towards creating a homely atmosphere. Freedom is restricted as little as possible and the contentment of the patients is obvious. The attention paid to individual patients has striking results in the large numbers of patients employed whose appearance would not suggest their suitability. The work done in the workshops and the more responsible tasks throughout the Asylum, as well as that in the classes for occupational therapy, are evidence of great interest and patience on the part of the instructors and nursing staff.

The food seen served to the patients was well cooked, of excellent quality and unusually varied.

All parts of the Institution were found in excellent order. The sitting rooms were bright, well furnished with plants and flowers, and the dormitories had an air of neatness, cleanliness and comfort, and were in such a condition as to ensure the best means of promoting healthful sleep.

The new sanatorium, which has been built to accommodate 46 patients—23 of each sex—is completed. It forms an excellent addition to the hospital section of the institution. Much thought and labour have been expended in making the building ideal for the open-air treatment of tubercular affections.



It is observed with approval that plans have been drawn up and sanctioned for the extended verandah in Villa 9. This new verandah will afford much needed accommodation to the epileptic patients who require to be confined to bed during the day.

In the five industrial homes, where there are located 250 patients, it would be of much advantage to the wellbeing of the patients if a central recreation hut were erected. It would contribute to give something more in the nature of home life to the patients concerned and this is always desirable where it can be done in an institution.

It is recommended, further, that the verandahs in the admission ward should be raised and widened. In the sunny weather, during which the visits were made, the atmosphere in the verandahs, owing to the proximity of the glass in the roof to the beds, was oppressive. The present narrowness of the verandah causes the beds to be placed too close to each other and the alteration suggested would be of much benefit to patients who are being treated continuously in the open air.

The massage department, with its extensive equipment for the application of electrical and hydro-therapeutic treatment, was visited, as was also the laboratory. In the latter, much good work is done by the co-operation of the pathologist with the medical staff in their clinical work. There is still research to be done in purely pathological work and it is recommended that some necessary equipment be provided for the pathologist, who is skilled and enthusiastic in this direction.

The administration of the Institution is represented as being efficient and enthusiastic, while the staff is said to be most energetic and loyal.

#### *Fife and Kinross District Asylum.*

Inspected 3rd and 4th April and 26th November, 1929.

(Average number of patients resident during year, 839.0.)

There is a definite suggestion of overcrowding in some of the wards of this Institution; this is apparent in the provision of bed accommodation. Attention is drawn to the fact that at the present time there are 89 patients chargeable to Glasgow district. Since November 1920, the number of Glasgow patients have decreased by 51. During the same period, however, the patients chargeable to the district served by the Asylum have increased from 632 to 747—an increase of 115. It is understood that application has been made to the Glasgow District Board to have some of their patients removed in order to relieve the overcrowding.

The time seems opportune for the District Board to give effect to the recommendations of previous reports with regard to the provision of additional verandahs. During the past year or two the annual admission rate to the Asylum has been about 180. At the present time that highly important adjunct in the treatment of acute mental illness, namely, treatment in bed on open verandahs, is only available for 8 male and 8 female patients.

Of the recommendations in immediately preceding reports one must specially be again referred to. This is the need for a proper arrangement whereby relatives of a deceased patient may view the body. At present this can only be done in the mortuary room. The accommodation there was extended some time ago, but, naturally, this makes it rather less than more suitable for the particular purpose to which the attention of the District Board is called.



The medical work of the Institution is ably carried on and the hospital patients are most comfortably accommodated in every way and receive excellent care and attention from their nurses.

All parts of the Institution were found in good order, clean, hygienic and suitably heated.

The patients generally were found to be enjoying good health.

It is noted with satisfaction that there are now no straw mattresses in the Institution, and the appearance of the dormitories and several of the dayrooms has been much improved by tasteful painting and redecoration.

There are several outstanding matters requiring the immediate attention of the District Board. That of the water supply is an urgent one. The present supply is inadequate and owing to the lack of pressure it is necessary to pump all water from a storage tank to the supply cisterns. In whatsoever way this defect is remedied it must be recognised that the present position is one which involves much anxiety on the institution staff, not only for fear of fire breaking out, but also because the healthful and necessary bathing of patients cannot be properly carried out. The present defect in the water supply will be augmented when the extensions at present in progress have been completed.

The milk supply to the Institution is below the quantity necessary for an institution and does not take into account the fact that a generous milk diet is required to secure adequate care and treatment of patients suffering from nervous and mental disease. The present supply amounts to from 70-75 gallons per day for a population of 1,000 persons, and the requirements of the Institution for all purposes should be at least 130 gallons.

Another matter requiring the attention of the management, and one which cannot be dissociated from the consideration of the water supply and general care of the patients, is the provision of further houses for married attendants. The General Board believe that all attendants who have qualified themselves in a special manner for nursing persons afflicted with mental disorders should be allowed to marry and be provided with accommodation in the neighbourhood of the Institution. In the event of a fire or emergency of any kind, in this way a relatively large and efficient staff is at hand to cope with such circumstances. At present, though several of the senior attendants have been allowed to marry, they have to live out, as it is impossible to obtain houses locally.

The administration is represented as being zealous and efficient and the staff as capable and energetic.

*Glasgow District Asylum, Gartloch.*

Inspected 21st and 22nd February and 3rd and 4th July, 1929.

(Average number of patients resident during year, 810.0.)

It is satisfactory to record that at the date of the second visit there had been no case of bacillary dysentery for some months. The arrangements described in a previous report, for isolating affected cases and "carriers" are working very satisfactorily and enquiries show that the careful observation by the nursing staff of the comprehensive regulations and arrangements set down by the medical direction is meeting with success.



The general health of the patients is good. The dining halls were visited and the food served to the patients was partaken of; it was satisfactory in every way. The medical staff give special attention to those patients whose condition calls for special or extra diet.

The institution was found throughout in excellent order, clean, tidy, well ventilated and well heated in all departments and the furniture and furnishing, both in the dayrooms and dormitories, were such as to conduce to the material wellbeing and comfort of all the patients.

Special attention is paid to the recreation and entertainment of the patients in their leisure hours. The entertainments are well attended, and the patients who are able to be occupied, mainly at out-of-door work, are suitably employed.

There is ample room for an extension of Occupational Therapy and this Occupational Therapy can only be put on a satisfactory basis when the patients so occupied have special workrooms allotted to them and are under the guidance of arts and crafts teachers who, with the knowledge communicated to them by the nursing and medical staff, will be able to direct those energies, which are at present diverted in many patients to destructive and useless tendencies, into useful and healthy channels.

The hospital arrangements are most praiseworthy and the work of the nursing and medical staffs commendable. Both medical and nursing staffs have unusually difficult and onerous duties to perform owing to the want of sufficient hospital accommodation to meet the necessities of the institution, and it adds greatly to the labour and anxiety of the staff to have patients who should be in hospital dealt with in the ordinary rooms and dormitories of the institution. The whole question of meeting the growing hospital needs of the district as regards mental cases requires special consideration and attention.

The administration of the institution is characterised as efficient and economical.

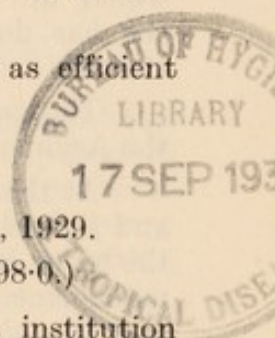
*Glasgow District Asylum, Woodilee.*

Inspected 28th and 29th March and 9th and 10th July, 1929.

(Average number of patients resident during year, 1,198.0.)

It is remarked that the tendency to overcrowd this institution continues and in one of the sitting rooms it was noted that over thirty patients were sitting in a space which should only accommodate sixteen. In this particular sitting room it could not be argued that the patients are frequently out in the open air occupied, as they were of an enfeebled and debilitated class.

The regrettable falling off in the number of patients boarded-out with unrelated guardians is referred to. In view of the crowded condition of the institution it is desirable that serious consideration should be given to the question of boarding-out as many suitable patients as possible. The tendency, for instance, to employ a large number of farm servants who are not engaged in the instruction of farm work is probably responsible for the fact that is put forward that suitable patients are not available for boarding-out. There are no fewer than thirteen farm servants employed at the farm in addition to the Farm Manager. No farm servant, tradesman, or any official in connection with the institution should be engaged unless they understand clearly that they are to do all they can to make themselves capable of taking care of patients, and in order to do this they should attend the





lectures and courses of practical instruction given in mental nursing and, if possible, qualify for the certificate of mental nursing. The unusually liberal terms of the Asylums Officers' Superannuation Act of 1909 were framed with this object in view.

The arrangements for the treatment of patients by hydro and electrical therapy, massage and light treatment which are so essential in all nervous and mental conditions are much lacking in an institution which is the largest in Scotland. If the District Board desire to have an evidence of what is and can be done by treatment in this direction there are several District Asylums in Scotland which could be visited with much enlightenment.

All parts of the institution were found in excellent order, clean, well ventilated and well heated. The patients are well fed, suitably clothed and their material wellbeing in the sitting rooms and dormitories is adequately provided for.

Reference is made to the death of Miss Aikman. It was she who, on the 14th January, 1898, introduced the Brabazon employment scheme for the first time into an Asylum and she and the lady Brabazon workers have at least once weekly since that time, even during the War, visited the institution and taught and worked with the patients in all those varieties of work which are now seen and used in Occupational Therapy. It was as a result of the inspection of the Brabazon work in this country that the idea of Occupational Therapy work arose in America. Occupational Therapy is now much used in this country and largely employed with great success in many of our Mental Hospitals as a means of care and treatment. It differs from the original Brabazon employment in this respect that instead of voluntary there are paid instructors. It would do honour to Miss Aikman's memory and to the work which she has done for this institution if Occupational Therapy were now started.

The patients in every one of the various classified departments of the Asylum were found to be receiving skilled nursing and kindly care.

At the second visit the buildings at the Home Farm were inspected and the general appearance of the steading, the order and cleanliness in the byres, milkhouses and stores indicated a progressive and very efficient management.

The management of the Asylum is characterised as most successful.

#### *Govan District Asylum.*

Inspected 17th April and 5th and 6th August, 1929.

(Average number of patients resident during year, 862.0.)

The new building for enteric fever "carriers" is now in use. There are two dormitories capable of accommodating 40 patients altogether. A most charming and artistic sitting room has been provided for the patients in this department. This small hospital has been designed and arranged with much thought and care, and the District Board is to be congratulated on the result of its enlightened policy in undertaking to deal with enteric fever "carriers" and carrying it out with such admirable results.

Additional hospital accommodation is now in course of erection, and is taking the form of a solarium and workshop for Occupational Therapy. The work is well advanced, and when completed it will incorporate the latest ideas in hospital construction.



Reference has been made in previous reports to the crowded condition of the institution and it is satisfactory to learn that the question is receiving the serious consideration of the District Board. Any views will require to be carefully considered, having regard to the necessity for the provision of X-ray apparatus, hydro-therapeutic, light and electrical treatment appliances, and the clamant necessity for treatment of mental and nervous conditions in their early stages.

Satisfaction is expressed with the dietary. The food served to the patients was tasted; it was good in quality, well cooked, and appetising. The meals are served in an orderly manner and the patients have an ample quantity and time to take their meals. The bakehouse was inspected, where the baker is assisted by three capable patients. The bread is of excellent quality. The bakery is also useful in other directions associated with the dietary.

The clothing of the patients was durable, neat and comfortable. That of the female patients was especially varied and attractive.

The surroundings and furnishings of the sitting-rooms and dormitories were all that could be desired, and the general cleanliness and brightness of all parts of the institution was very noticeable.

It was learned with interest and approval that the Medical Officers, with the permission of the District Board, conduct one of the outdoor dispensaries at the Royal Infirmary, and that their work and advice is helpful and widely appreciated.

The management is represented as being progressive.

*Inverness District Asylum.*

Inspected 10th April and 2nd August, 1929.

(Average number of patients resident during year, 748.5.)

At the date of the second visit, owing to the extensive drought the water supply of this Asylum had been curtailed, and in consequence it had been found necessary to suspend the regular bathing of the patients. This in itself is a very serious matter, and the danger of the inadequacy of the water supply is further increased by the possibility of no water being available in the event of an outbreak of fire.

The hospital arrangements are of the most modern description. The nursing staff are thoroughly trained and throughout the whole Asylum their active and kindly work attracted favourable notice. There is a very large accumulation of senile patients requiring bed treatment particularly on the female side. On the male side the sick ward has many more beds in it than that in the female hospitals and indeed presents a somewhat over-crowded appearance. This impression was conveyed also by some of the dayrooms. The General Board is at present engaged in the problem of the accommodation for patients generally throughout Scottish Asylums, and when this enquiry is complete, the results will be available for the use of the District Board.

The alterations on the steading at Kinmylies consequent on the outbreak of fire last year, are completed, and with the former extensions the Asylum now has a most complete and modern range of farm buildings. A track is being dug round the building carrying a pipe which is to convey water for cleansing purposes and for use in case of fire. The supply of water is separate from the ordinary domestic supply to Kinmylies and is being secured by constructing a small reservoir on the course of the adjacent burn.



Favourable reference is made to the conditions under which the farm-working patients live at Kinmylies House. Sixty-four male patients are daily employed at farm work, while 65 are variously employed in the garden or at field work. The kitchen, laundry, and other domestic offices were visited. These departments are uncommonly well managed both in respect of the part they play in the Asylum administration and the kindly and tactful supervision which plays so important a role in helping convalescent patients to complete recovery.

The dietary is considered satisfactory and the dining halls were visited while dinner was being served.

Commendable attention is paid to the decoration of the wards and corridors and the results in the case of some recently completed portions are most pleasing.

It was learned that a complete clinical and pathological laboratory is being established in connection with the new Northern Infirmary at Inverness. Looking to the remoteness of the Asylum from the existing laboratories in the large University cities, this new scheme may prove of very great advantage to the medical work in the Asylum and the District Board will doubtless consider this possibility.

The Asylum is represented as being managed in a kindly and conscientious spirit.

#### *Kirklands Asylum.*

Inspected 20th March and 5th July, 1929.

(Average number of patients resident during year, 258.0.)

Some structural alterations are about to be carried out, consisting of an addition to the Nurses' Home and additional administrative quarters.

The suggestion contained in a former report with regard to having expert advice on the fire arrangements was adopted by the Committee and the recommendations made by the Firemaster have been given effect to.

The general health of the patients is good. Their welfare in every respect is the object of assiduous and kindly attention on the part of the nursing staff and the management.

The personal clothing of the patients was varied, suitable, neat and substantial. They are well fed and their surroundings in the sitting-rooms and dormitories were in a praiseworthy state of cleanliness and comfort.

The leisure moments of the patients are occupied by an ample supply of varied literature and entertainment.

All patients whose physical and mental states permit are engaged in varied occupations. The improvements in the grounds of Longdales House produced a most favourable impression, and much labour and earnest thought must have been given to produce the results.

The management is represented as being enthusiastic and efficient.



*Lanark District Asylum.*

Inspected 11th and 12th March and 18th and 19th November, 1929.

(Average number of patients resident during year, 1,221·5.)

A favourable account is given of the conditions of the several hospitals in this Asylum. The nursing care is based on the most modern ideas and the treatment is carried on in a way that is in all respects praiseworthy. The equipment of the admission hospital has been added to by the installation of an ultra violet light apparatus, and other means of treatment, such as X-rays, &c., are under practical consideration. It is obvious that the aim of the District Board is to afford all patients the advantages of the most modern means of treatment, and particularly those means which have been found so useful in nervous affections which are so often the basis of mental disease.

In addition to those under active treatment in the hospitals, a large number of patients require constant observation and care for marked mental and physical deterioration. The supervision in these cases is adequate. With these exceptions, the patients are generally employed at useful work in the wards, domestic offices, and grounds. Over two hundred male patients are in constant daily employment on the farm and in the gardens.

Four hundred and thirty-four patients attended Divine Service on the Sunday previous to the second visit, being over one third of the total number of patients in the Institution.

The occupational class continues to be a success in combining artistically agreeable and easily graded employment, especially for patients whose mental condition does not permit of concentration upon any work of a responsible nature. Several cases were pointed out by the Instructress where the interest of the patient had been aroused to a degree that had not been possible by any other method. It was learned that two other Asylums had recently sent a nurse for a period of training with a view to initiating this treatment.

Approbation is expressed of the large number of *post-mortem* examinations which it has been found possible to conduct in relation to the number of deaths which have occurred—the percentage is sixty-nine.

All parts of the Institution were found in such order as to conduce to the health and comfort of the patients. They are well and suitably clad and their food is sufficient, well cooked and varied.

It is interesting to note that a substantial profit is now made from the Institution shop. This surplus money is used in providing special treats for the patients. Apart from the financial aspects of the shop, its value in enabling the relatives of patients to visit them under such pleasant circumstances cannot be over-estimated.

The Institution is kept in an excellent state of repair.

The Nurses' Home is well advanced and its completion in the near future is looked forward to by all who will partake in its advantages both directly and indirectly.

The management is characterised as progressive and efficient.



*Midlothian and Peebles District Asylum.*

Inspected 2nd April and 28th November, 1929.

(Average number of patients resident during year, 342.5.)

It is remarked that the success which has attended the treatment of the male patients in the sunroom attached to the hospital of this Institution had led the District Board to build and equip on the most modern lines a similar annexe to the Female Hospital. The northern portion of the structure is glazed with Vita glass. The bath and lavatory annexes are excellently designed and the patients who were seen appeared to appreciate their surroundings.

The visiting dentist to the Asylum was seen. A well equipped surgery is now at his disposal and he is keenly interested in this phase of his work.

Approbation is expressed of the number of *post-mortem* examinations which it has been found possible to conduct in relation to the number of deaths which have occurred.

The occupation of the patients is well attended to. Over fifty male patients are regularly employed on the farm and in the garden. There are a number of patients who assist the artisans, and the commendable number of eleven female patients are employed in the laundry, all of them being good workers. The usual domestic tasks occupy a large number of patients; but there is a certain proportion of patients whose mental disability, apart from questions of physical fitness, precludes their employment at the ordinary occupations. It is learned with approval that the District Board are considering the recommendation to institute a class for Occupational Therapy.

It is noted that the condition of Ward One on the female side is to be improved by the laying of a new floor in pitch pine. The painting of the interior of the building is being carried on at present with good results, which confirm the necessity, suggested in a previous report, of adding a painter artisan to the permanent staff.

Several structural alterations have been carried out in order to provide better conditions for the nurses who are accommodated in bedrooms in various parts of the Asylum buildings. New bathrooms have been provided for them and it was noted that some of the nurses' rooms were receiving very necessary attention under the re-painting scheme.

The material welfare of the patients receives every attention in their surroundings in the dormitories and sitting rooms. The dietary is considered satisfactory.

The medical and nursing care throughout the Asylum is favourably commented upon.

The management of the Institution is characterised as painstaking and kindly.

*Morayshire District Asylum.*

Inspected 9th April and 22nd July, 1929.

(Average number of patients resident during year, 168.5).

During the first visit an alarm of fire was given without any previous warning. The response of the Asylum fire brigade was most commendable. After enquiring into the general arrangements for coping with outbreaks of fire it is recommended that a number of hand extinguishers be installed throughout the building. Experience has shown that these far excel the firepails in efficiency for immediate action by the indoor staff in any fire emergency.



A large number of cases which were being treated in bed were accommodated on the verandahs, where every attention appeared to be given to the details of their comfort. The hospital wards are bright and scrupulously clean. The medical and nursing arrangements throughout the Asylum are satisfactory and the patients generally were found very contented.

The condition in which the whole Institution was found was praiseworthy for its cleanliness, comfortable furnishings, and hygienic surroundings.

It is understood that the question of modernising the laundry is again under consideration. It is hoped that by a slight extension of the existing laundry the needs of the Institution will be met at an early date.

The new farm buildings in course of erection, when finished, will provide wider and more varied occupation for such patients as are physically fitted and likely to benefit mentally from work mainly in the open air at agricultural pursuits. The new farm, further, will provide more adequate and purer supplies of milk and other produce for the Institution.

The death of Dr. Campbell is recorded with regret. He had the interests of the Institution, as well as the needs of the patients, very much at heart. Apart from his able and devoted ministrations as visiting Medical Officer to the Asylum, he gave freely and ungrudgingly of his time and wise judgment to assist and facilitate its management. Dr. MacDonald has been appointed to succeed Dr. Campbell as Medical Officer to the Asylum.

The management of the Institution is represented as being efficient.

*Paisley District Asylum.*

Inspected 28th February and 18th September, 1929.

(Average number of patients resident during year, 296.0.)

All parts of the Institution, including Hawkhead House, were found in excellent hygienic conditions, clean, tidy, and well furnished.

The recovery rate continues at a high standard, and this of itself is an indication of the unceasing and capable medical attention given to the patients and of the skilled attention given by the nurses and attendants.

In the main building a good deal of repainting and decoration is required, and it was learned that this will be effected shortly as it is under the consideration of the District Board. Before a final decision is reached, the District Board are recommended to visit some Institution where schemes of decoration of a simple and inexpensive yet artistic nature have been employed. The influence of pleasing surroundings on patients, many of whom have, unfortunately, to remain for many years in the Institution, cannot be over-estimated.

The hospitals are excellently equipped and the quietude prevailing testified to the high quality of the care bestowed upon the patients.

The patients were neatly clad, suitable variety being given effect to, particularly in regard to the women's clothing.

The dietary is reported to be satisfactory.

A wooden hut has been erected beside the male hospital, and there the male patients carry on Occupational Therapy—rug-making, chair-making, etc.,—in more convenient quarters than formerly and with continued success.

The management of the Institution is represented as being efficient and painstaking.



*Perth District Asylum.*

Inspected 19th June and 15th October, 1929.

(Average number of patients resident during year, 419·5.)

A favourable account is given of this Asylum which was found in its usual excellent condition. Everything was scrupulously clean while the equipment is maintained in a satisfactory way and the comforts of the patients provided for in a thoughtful manner. One of the Villas on the female side has been re-decorated in a most attractive scheme and the other Villa is also being re-decorated.

The state of the hospitals, of the dayrooms and dormitories was such as to call for nothing but praise and showed that the welfare of the patients is the prevailing object of an enlightened management.

The patients are well fed and carefully considered in every material respect. Their clothing is substantial, neat and clean. The varied costumes of the women were specially attractive.

The general health of the patients was found good, and every attention is paid to their proper exercise and suitable employment. At the second visit fifty-eight male patients were employed on the farm and garden, while sixty-three female patients were working in the laundry and domestic offices.

An ozonizer has been introduced into the hospital wards of the female side with great advantage to the health of the patients and staff which is on duty there.

The supply of water to the Asylum was found to be inadequate owing to some breakdown in the transmission from the reservoir. The matter was being actively investigated by the District Board and a firm of engineers were at work.

The management is characterised as enthusiastic and efficient.

*Renfrew District Asylum.*

Inspected 23rd January and 8th August, 1929.

(Average number of patients resident during year, 397·5.)

Approbation is expressed of the excellent order which prevailed in this Institution. The sitting rooms and dormitories were found clean, bright, hygienic and furnished in every way to conduce to the comfort, happiness, and wellbeing of the patients. The whole Institution has been decorated recently and the results show taste and have a pleasing effect.

The condition of the hospitals continues in that praiseworthy state which has been referred to in previous reports and both the nursing and medical attention given to the patients in the hospitals and throughout the Institution maintains a high standard.

The dietary of the patients is ample and varied, while their clothing is substantial and suitable; the dresses of the women patients are specially varied and attractive.

The general health of the patients was found good. The opportunities for exercise and recreation are ample. A cinematograph has recently been installed. There is also a wireless installation, and several of the old patients remarked upon the pleasure derived from it.



The Asylum is still, fortunately, able to offer to the inmates much more than the minimum desirable amount of floor space. In the hospitals this is specially noticeable and everywhere it is reflected in the quiet demeanour of the patients.

The attention given to the varied employment of such patients as are able to work was apparent in the benefits they have derived both physically and mentally from such occupation.

Those patients whose mental condition is such that they cannot be usefully occupied at ordinary domestic and out-of-door work have the opportunity of attending Occupational Therapy classes. The results were seen in a display of rugs, sewn work, and other articles.

The management of the Institution is reported as being conscientious and painstaking.

*Roxburgh District Asylum.*

Inspected 18th June and 8th October, 1929.

(Average number of patients resident during year, 372.0.)

It is gratifying to observe that a commencement has been made in the use of Occupational Therapy in this Asylum; it is hoped that the ultimate aim of a complete department for this treatment will be accomplished by the appointment of a special arts and crafts teacher, and the provision of an isolated building for carrying on the work apart from the ordinary sitting rooms.

At the second visit the record of employment showed that 116 men and 89 women were daily employed. The large number of unemployed is accounted for to a considerable extent by the large number of senile patients.

The patients generally were found in a quiet and contented condition, and the attention given to their feeding, clothing, comfort, and surroundings in the sitting rooms and dormitories is of a praiseworthy description.

A good deal of re-decoration of the building has been completed with taste and discrimination, and the effect is bright and pleasing.

The condition of the hospital and the nursing and medical care of the patients is commendable.

The management is represented as being thoughtful and economical

*Stirling District Asylum.*

Inspected 23rd, 24th, and 25th April and 18th December, 1929.

(Average number of patients resident during year, 975.5.)

At the date of the first visit to this Asylum there were 991 patients in residence. In the report of 27th May, 1914, it was stated that there were 430 beds for male patients and 395 for females—a total of 825. It was pointed out that, at that date, the male side of the Asylum was greatly overcrowded. Since then the Asylum has been extended by the new Hospital with accommodation for about 160 patients. The position now is, therefore, very much what it was in 1914, and the strain upon the accommodation is apparent, especially on the male side of the Succursal Block. The annual admission rate is probably the highest of any



District Asylum and though the proportion of recoveries remains gratifyingly high the steady increase in the resident population must soon demand very serious attention. It is unfortunate that existing circumstances in connection with the working of the Mental Deficiency Act appear to render unavoidable the admission of a number of patients whose care could be as well secured in an Institution for Defectives. This particularly applies to a number of young male patients.

The arrangements in the hospitals are described as of the most modern and satisfactory description. The equipment of the new Hospital, in which are accommodated the recent and acute cases, is excellent. Full advantage is taken of the provision for treating patients in bed on the open verandahs and the department for light therapy and electrical baths is in constant use under the supervision of a trained staff. The hospitals in the main building for the large number of senile and infirm cases are also to be provided with verandahs.

The nursing and medical care given to each patient throughout the Institution is most praiseworthy. It is not surprising in the circumstances to find that the recovery rate is 47·3 per cent. of the admissions and well above the average recovery rate of Scottish Mental Hospitals.

The dietary is very highly commended and the entire milk supply—an ample one—is obtained from the Asylum farm which was visited. The fine range of modern byres is now in use and a tubercle-free herd of cows is being maintained.

The occupation of the patients is well attended to. Almost 200 male patients are regularly employed in the fields and garden or at the farm stading.

The class for Occupational Therapy is steadily increasing its scope, and an Instructress has been appointed. It is gratifying to note that assiduous attention is paid to making this form of occupation attractive to and available for patients who could not otherwise be employed. Some very notable cases of its success in this respect were pointed out at the visit to the class.

A very prompt response was made by the Asylum fire brigade to an alarm given without any previous warning. The Asylum Engineer explained the various arrangements, which include a system of electrically operated fire-alarms placed in immediately accessible positions throughout all the buildings. These not only operate the siren at the engine room, but indicate the site of the outbreak at each of the fire-alarm boxes. The Asylum Engineer is the inventor of the system.

There has not been any use of restraint or seclusion, nor has there been any employment of these means of treatment for thirty years.

The patients generally were found to be enjoying good health. They were neatly and suitably clad.

The state of the Institution as regards cleanliness, hygiene, order, and comfortable furnishing for the patients in the sitting rooms and dormitories was all that could be desired.

The management is characterised as highly efficient and the staff as able and devoted to their duty.



(b) PRIVATE ASYLUMS.

*New Saughton Hall Private Asylum.*

Inspected 17th June and 13th November, 1929.

(Average number of patients resident during year, 42.5.)

It was learned with satisfaction that an apparatus for ultra-violet radiation and for radiant heat has been introduced into this Institution.

The hospital arrangements are good, the sick-rooms on both sides of the Asylum being well equipped and comfortable. There is an adequate nursing staff, and the appearance of the inmates and their demeanour show that supervision is active and that the nurses are adequately trained.

A large part of the Institution is being redecorated.

Careful attention is given to the material comfort of the patients. Much freedom is accorded to them in matters of recreation and outdoor exercise. The food is good and varied. The dinner at the second visit for all the patients consisted of steak and kidney pie, potatoes, sprouts, milk pudding, and tinned fruit.

The management of the Asylum and the medical care of the patients are characterised by energy and ability.

*St. Andrew's Private Asylum, Hawick.*

Inspected 21st June and 12th November, 1929.

(Average number of patients resident during year, 1.0.)

The condition in which this Institution was found and the capable manner in which it is administered make it an ideal place for the care and treatment of mentally affected patients.

The kindly care of the patients and the genuine interest shown in doing all that is possible for their bodily and mental welfare was most noticeable.

The nursing arrangements are excellent and the medical care and attention most commendable.

(c) PAROCHIAL ASYLUM.

*Greenock Parochial Asylum.*

Inspected 25th January and 2nd August, 1929.

(Average number of patients resident during year, 247.0.)

There has been no recurrence of Enteric in this Asylum, and it is gratifying to learn that the remaining female "carrier" was recently transferred to the special building provided at Hawkhead Asylum.

The boxes containing hose for use in case of fire, which were among the recommendations of the Firemaster, have now been fixed in suitable situations in the corridors beside the lavatories, the arrangement being that the hose is coupled to the cold water tap, where there is excellent pressure. Fire buckets and hand extinguishers are also provided. The fire escape stair on the male side has yet to be provided, and it is learned that the plans are under consideration.



Structural alterations have been necessitated in the male lower corridor by the appearance of dry rot in the roof.

Extensive alterations, including reflooring, have been carried out in the dining hall.

The general health of the patients was found to be good. The hospitals are suitably equipped, and the patients seemed to be appreciative of their conditions. There was ample evidence that the nursing is adequate and that the nurses are well trained. It has not yet been found possible to relieve the somewhat overcrowded state of the female hospital referred to in a previous report. This pressure on the accommodation has extended to the male side, and it was noted that in the observation dormitory attached to the male hospital there are twenty beds, giving a floor space of fifty square feet per patient, the suggested minimum being sixty feet.

Favourable comment is made on the recovery rate, which at the first visit was 47.3 per cent. calculated on the number of patients admitted. This is above the average, and the medical and nursing staff are to be congratulated on the result of their labours and devotion to their work.

The dietary is considered adequate, but at the date of the second visit it was found that the bread served was sour and distinctly unpalatable. Enquiries seemed to indicate that this was not an isolated occasion. The bread is baked in the Institution, and the bakery and bread store were visited. In whatever department the defect originates, it requires immediate investigation and rectification.

The food was inspected in the main kitchen of the Institution. The lofty walls make the windows somewhat difficult of access, but some arrangement should be made to obviate the windows and window-ledges being as dusty as they were observed to be.

In connection with the associated amusements provided for the patients, it is suggested that their entertainment would be assisted if a wireless installation were introduced.

It was learned that the Institution is not provided with X-rays or any of the numerous aids to treatment in the form of light, electrical therapy, and hydro-therapy.

The management of the Institution is characterised as active and kindly.

#### (d) LUNATIC WARDS OF POORHOUSES.

##### *Lunatic Wards, Buchan Poorhouse.*

Inspected 17th May and 10th October, 1929.

(Average number of patients resident during year, 40.0.)

There was, as in the previous year, an outbreak of Enteric Fever, which soon subsided, and the affected patients all recovered. The County Medical Authorities have carried out investigations and examinations of water, milk, etc., but as yet the origin of the outbreaks is undetermined.

The patients were found to be well cared for in every respect, and there is no doubt that these Wards are conducted in the best interests of the patients and in a most efficient manner.

There is a wireless loud-speaker in both male and female sitting-rooms. The entertainment provided is much appreciated by the patients, particularly during the winter evenings. During the summer all the inmates were taken to the coast at Newburgh by char-a-banc for a whole-day picnic.



The Committee having decided to introduce electric lighting, the work is being proceeded with. This will prove an immense boon to patients and staff alike.

*Lunatic Wards, Cunninghame Poorhouse.*

Inspected 18th January and 12th August, 1929.

(Average number of patients resident during year, 88·0.)

After a careful inspection a most favourable impression was formed of the assiduity and devotion of an adequate staff to their duties and of the high standard of comfort prevailing in the Wards.

The cleanliness and comfortable appearance of the sitting-rooms and dormitories, along with the neatness and variety in the clothing, indicate careful and thorough management and supervision.

The patients are well employed, particularly on the male side. Many of the men are regularly employed at work in the garden or fields. The patients in the Wards keep in order the grounds of the Poorhouse, and the attractive appearance of these and the notable display of flowers are creditable to the gardener-attendant and the patients under his care.

The patients are treated in a very kindly, homely atmosphere, with as little restriction as is possible. A whole-day picnic which they had to the grounds of Eglinton Castle in the month of August was greatly appreciated.

The lavatory accommodation on the male side has been improved by the provision of five new wash-hand basins.

*Lunatic Wards, Dumbarton Poorhouse.*

Inspected 8th February and 22nd October, 1929.

(Average number of patients resident during year, 40·5.)

The dormitories and sitting-rooms are kept scrupulously clean. They are well ventilated and properly heated. The beds and bed-clothing are conducive to healthful and refreshing sleep. The sitting-rooms are comfortably furnished.

The attention given to the patients is excellent in every way. They are neatly and comfortably clothed, and their appearance and demeanour show that they are being treated with kindly and assiduous supervision. They are all very contented.

It was noted with approval that all the inmates are now provided with nightdresses.

The Wards are managed with kindly and efficient care.

*Lunatic Wards, Dundee (East) Poorhouse.*

Inspected 16th January and 1st July, 1929.

(Average number of patients resident during year, 96·5.)

The inmates generally are in fair health, and have their material wants well attended to. The sitting-rooms are bright, comfortably heated, and well furnished. There is a fair supply of literature and means of amusement for the patients. Their clothing is warm, neat, and clean.



The record of employment is very satisfactory, looking to the large number of senile and infirm inmates.

The dormitories are furnished with good beds and sufficient bedding. They are well ventilated and suitably heated, and everywhere there is marked attention to hygienic conditions.

The demeanour and contentment of the patients indicated very kindly relations with the nursing staff, as well as a considerate and successful management.

Those patients who were under hospital care were being assiduously nursed and were receiving such medical attention as showed that their physical and mental conditions were intimately known.

It is regretted that there are only two Medical Officers for the whole Institution. This is very inadequate, and throws an undue strain on the medical staff. Further, the hospital is not adequately equipped with therapeutical apparatus of an electrical and hydropathic nature. As an instance of this inadequacy, patients requiring to be examined by Röntgen rays have to be transferred to the Dundee Infirmary.

*Lunatic Wards, Govan Poorhouse (Southern General Hospital).*

Inspected 19th February and 7th August, 1929.

(Average number of patients resident during year, 214.0.)

The patients are all most cheerful and contented, and they are cared for in a kindly and efficient manner. The majority of them are suffering from marked mental enfeeblement, and the tidiness and cleanliness of even the profoundly enfeebled is very creditable to the nursing staff.

The employment of the patients is carefully attended to. More than half of the inmates are regularly employed at outdoor work or in the various domestic offices, a good record in view of the large number of infirm and demented patients.

The clothing of all the patients is neat, clean, varied and suitable in all respects. The sitting-rooms are bright, well ventilated and adequately heated. The dormitories are such as to ensure comfortable and satisfactory sleeping conditions.

The Wards continue to be managed with marked success, and the needs and circumstances of each patient are intimately known and well attended to.

*Lunatic Wards, Inveresk Poorhouse.*

Inspected 30th May and 3rd December, 1929.

(Average number of patients resident during year, 29.5.)

The patients are all neatly and suitably dressed. As many as are capable of doing work are engaged usefully at varied occupations with obvious benefit to their health.

In the sitting-rooms and dormitories the utmost cleanliness prevails and all parts of the Institution are suitably ventilated and properly heated.

The dietary is well varied and the food is of good quality. The range in the kitchen has just been superseded by a large gas cooker.

The management is carried on in a spirit of great kindness and with manifest efficiency.



*Lunatic Ward, Kincardineshire Poorhouse.*

Inspected 16th May and 9th October, 1929.

(Average number of patients resident during year, 40·5.)

The patients generally are in good health and no untoward incident has affected any of them. All have the appearance of excellent care and attention and their material welfare receives adequate attention.

The heating boiler has worn out and a new one is being installed.

The new quarters for the staff are in occupation and are a great boon. The staff, male and female, now dine together in what was formerly the Governor's sitting-room and at the mid-day meal the Matron dines with the staff.

The care of the patients and the management of the Wards are carried out in a kindly and active spirit.

*Lunatic Wards, Lewis Poorhouse.*

Inspected 23rd March and 18th July, 1929.

(Average number of patients resident during year, 32·0.)

During the course of the visits every patient was seen; no complaint was made by any one, and no patient asked for discharge. There was an entire absence of noisy excitement and the patients appeared to be contented and on good terms with the staff.

The new hot water system has been completed, and there is an 80-gallon copper tank in the laundry and another in the scullery with a 300-gallon capacity.

A start has been made to redecorate the Wards, and this, added to the recent improvements, will bring the Wards more in line with modern requirements.

The management is considerate and efficient.

*Lunatic Wards, Linlithgow Poorhouse.*

Inspected 31st May and 5th September, 1929.

(Average number of patients resident during year, 29·5.)

The patients were found to be enjoying good health and all who are physically and mentally fitted for work are usefully and beneficially occupied.

The patients are well fed and clothed suitably, neatly and comfortably.

The day-rooms and dormitories are scrupulously clean and well ventilated, and the equipment is comfortable and very satisfactory.

The Wards are managed with kindness and skill and the patients are all very contented.

*Lunatic Wards, Long Island Poorhouse.*

Inspected 15th March and 26th July, 1929.

(Average number of patients resident during year, 41·0.)

The Wards and dormitories looked bright and clean and the impression formed was that the Institution is under efficient management.



All patients—male and female—have parole, either beyond or within the grounds, and this is at least one reason for the universal contentment and good feeling between patients and staff. Unfortunately some patients have such defective eyesight that they are unable to use parole to the full extent. Attention was again directed to the question of ocular treatment, and it was suggested that some arrangement might be made with the ophthalmic surgeon who examines the school children.

The new building is still unfurnished and consequently unoccupied.

*Lunatic Wards, Old Monkland Poorhouse.*

Inspected 30th April and 12th July, 1929.

(Average number of patients resident during year, 49·0.)

The patients were all enjoying good health and there were no complaints of any kind.

Not only are the patients well fed, but the circumstances in which they take their meals are excellent. The dining-room of the male patients has recently been tastefully redecorated.

The patients are neatly clad and present the appearance of being well cared for. They are suitably employed as far as possible, but it was noted that a considerable number of the male patients are scarcely fitted now for field work. It was gratifying to learn that the claims of Occupational Therapy are being considered.

The sitting-rooms and dormitories were found in good order, clean, well ventilated and properly heated. The beds and bedding are of a modern description and everything in the dormitories is conducive to restful conditions during the night.

The management of these Wards continues to be characterised by energy and conscientious regard for the wellbeing of the inmates.

*Lunatic Wards, Paisley Poorhouse.*

Inspected 4th February and 11th September, 1929.

(Average number of patients resident during year, 109·0.)

The condition of the patients is very satisfactory. They are in good general health, well clad, and suitably provided for in the matter of occupation and exercise. Considering the large number of senile patients, the fact that a majority of the patients are occupied at regular work is very commendable.

All parts of the Wards are clean, tidy, well ventilated and adequately heated. The sitting-rooms are bright and cheerful and the dormitories are supplied with all modern necessities and circumstanced so as to induce healthful and refreshing sleep.

All matters pertaining to the domestic arrangements are thoughtfully planned and well carried out. The patients are well fed.

It was obvious that the efficient and loyal staff from the Governor downwards spare no effort to ensure the well-being, both physical and mental, of all the patients.



*Lunatic Wards, Perth Poorhouse.*

Inspected 8th March and 19th July, 1929.

(Average number of patients resident during year, 40·0.)

The patients are well cared for in all respects and their cheerful demeanour shows that they were being treated with kindly interest and tactful supervision.

The condition of the Wards is most commendable. Everything is scrupulously clean; the decoration is maintained in a way that is most satisfactory and attractive.

The management is very kindly and energetic and is very successful in maintaining a homely atmosphere in the Wards,

*Lunatic Wards, Wigtownshire Poorhouse.*

Inspected 6th April and 16th August, 1929.

(Average number of patients resident during year, 37·0.)

The general health of the patients is good and there was no one in bed. The patients are very quiet and orderly. They are suitably clad and their clothing is clean and tidy.

The material well-being of the patients is adequately cared for and the sitting-rooms and dormitories are clean, tidy, well ventilated and suitably heated. These rooms, and indeed the whole of the Wards, are badly in need of painting and redecoration. Some painting is being done by an inmate of the house.

The patients are all contented and they are cared for in a kindly and thoughtful manner.

(e) ESTABLISHMENT FOR STATE AND CRIMINAL LUNATICS.

*Perth Prison.*

Inspected 1st February and 3rd September, 1929.

(Average number of patients resident during year, 74·5).

The inmates of this Department were seen individually and presented every appearance of adequate care as regards food, clothing, and surroundings in the sitting-rooms and dormitories.

The supervision and classification are the objects of careful thought, and the orderly demeanour and general contentment of the inmates betoken skilful management.

The accommodation in the male department is practically fully occupied, and attention is at present being given to the best method of providing that additional accommodation which sooner or later will become a necessity.

Several patients were given interviews: all these requested to be recommended for discharge, but as there had been no change in their mental states their requests could not be favourably considered.

The general health of the inmates is reported as good.



## (f) MENTAL OBSERVATION WARDS.

By arrangement with the Department of Health for Scotland, Mental Observation Wards have been established as follows at:—

- (1) Dundee (East) Poorhouse.
- (2) Eastern District Hospital, Glasgow.
- (3) Govan Poorhouse (Southern General Hospital).
- (4) Paisley Poorhouse (Craw Road).
- (5) Stobhill Poorhouse, Glasgow.

These Wards are visited, as a rule, twice annually by the Medical Commissioners of the Board, and their reports are circulated to the Board. A copy is also sent to the Department of Health for Scotland for their information.

The following remarks, in the case of each of these Wards, are based upon the Medical Commissioners' reports:—

*Dundee (East) Poorhouse.*

Inspected 16th January and 1st July, 1929.

The amount of medical care, knowledge and attention given to every individual entering these Wards cannot be too highly appreciated. The amount of work involved is indicated by the fact that 329 admissions took place in less than a year.

The nursing of the patients is commendable, and the state of the Wards satisfactory, so far as the material requirements of the patients are concerned.

All the inmates were the subjects of mental illness which made them most suitable cases for care and treatment.

*Eastern District Hospital, Glasgow.*

Inspected 11th February, 1929.

In a period of less than three months immediately prior to the visit 143 patients were admitted for treatment.

The medical work and the nursing care are of the best description. Many of the patients expressed their contentment and appreciation of what is being done for them. This was particularly noted in a few cases who suffer from recurrent breakdown and to whom these Wards are an inestimable boon.

The Wards have recently been completely redecorated. Their appearance is most attractive.

*Govan Poorhouse (Southern General Hospital).*

Inspected 19th February and 7th August, 1929.

All the patients resident at the dates of the visits were suitable cases for these Wards. The arrangements for their proper supervision and treatment are satisfactory, and every patient seemed appreciative of the excellent medical treatment and nursing provided for them.

Three hundred and seventeen patients have been treated in a little over a year.



*Paisley Poorhouse (Craw Road).*

Inspected 4th February and 11th September, 1929.

All the patients resident at the dates of the visits were seen and spoken to and expressed themselves as appreciative of their care and conditions. They were all suitable for care and treatment in Observation Wards.

The work done in these Wards is of an excellent description.

The admissions number 67 in less than a year.

*Stobhill Hospital, Glasgow.*

Inspected 12th February and 16th October, 1929.

The individual care of the patients is in all respects satisfactory. Every patient seemed to be suitable for care and treatment in the Wards.

It is impossible to estimate too highly the value of the work done in the Wards under the enthusiastic guidance and direction of Dr. Anderson. Their usefulness would be much increased if hydro-therapy, electro-therapy, and light treatment were available close at hand and under competent and skilled supervision. These modern aids in the treatment of all nervous conditions and incipient and temporary mental affections, particularly when associated with a winter garden where means of recreation and Occupational Therapy could be available to distract the patients, would make these Wards an ideal psychiatric clinique.

## VII.—PATIENTS IN PRIVATE DWELLINGS.

### NUMBERS OF PRIVATE AND PAUPER LUNATICS.

The number of lunatics other than paupers who were provided for in private dwellings, with the sanction of the Board, on 1st January, 1930, was 71. Of these, 29 were persons whose means have been placed under curatory by the Court of Session or by a Sheriff Court. Of the whole number, 34\* were in houses which possessed special licences for the reception of not more than four patients, and 37 were placed singly in houses which, having only one patient, require no licence. The number of houses possessing special licences for the reception of private patients was 37 on 1st January.

All pauper lunatics, wherever placed, come upon the register of the Board, and we are fully informed by visitation or otherwise as to the mode in which they are provided for, and of every important fact concerning them. The relation of the central authority to every individual member of the pauper class of the insane is peculiar to Scotland. In no other country is every lunatic whose maintenance is contributed to from public sources under the direct supervision of the central authority. The number of pauper patients provided for with the sanction of the Board in private dwellings on 1st January, 1930, was 1,466, showing a decrease of 88 compared with the preceding year. The number admitted during

\* Includes 4 private patients resident in houses licenced for pauper patients.



the year to the roll of pauper patients in private dwellings was 73, which is 29 less than last year. Of these, 13, or 14 less than last year, were resident in private dwellings when first reported to the Board and remained with our sanction under private care, and 60, or 15 less than last year, were removed from Asylums. Of the total number of pauper patients in private dwellings, 7 were certified sane during the year, 10 were removed from the poor-roll by their friends, 78 were removed to Asylums, and 66 died—the death rate being equal to 42 per 1,000.

During the year 1929, all lunatics and mental defectives in private dwellings were visited by the officers of the Board.

*General Reports on the Visitation of Boarded-out Patients.*

Dr. H. Ferguson Watson reports as follows:—On the whole, guardianship has been satisfactory; as a rule care and supervision, except, perhaps, in town areas, are of a high standard.

The average general health of the patients is well maintained. For the most part they are suitably and comfortably dressed. The majority seem very happy and contented and I have had numerous verbal testimonials from patients expressing their appreciation of the kindly treatment received and the excellent and varied dietary provided by their guardians. Practically no lunatic patient ever shows discontent in a private dwelling, but there is a small number of defectives—mostly high-grade—who desire their liberty.

It is my considered opinion that few alimanted cases should be permitted to remain at home in the larger towns. Where aliment is necessary, the patient would derive greater benefit if resident in the country and in certain cases the patient should be admitted to an institution for a period of training. In a large city the influence of the slums, the tendency to associate with undesirable companions, the danger of drifting into a career of crime, the possibility of undesirable association with the opposite sex and the lack of opportunity for getting rid of excess energy through normal channels, seem to be factors which tend to lead a defective along dangerous paths.

The housing of the patients all over Scotland has greatly improved since the war, and nowhere has a greater change been manifest than in the Outer Isles and in Skye. In the Hebrides the older generation could not be made to believe that the "white" house was more healthy than the "black." To a certain extent they were right because it is well known that people accustomed to one condition cannot make a change in old age without disaster, but the younger generation is less superstitious and with more education they are not slow to grasp the advantages of better sanitation and improved housing conditions, with the result that the "black" house is rapidly becoming a relic of the past.

Dr. George Gibson reports:—The general condition of the boarded-out patients has been maintained at its customary standard during the past year in the districts I have visited. As a general rule I have found the patients are treated in every respect as ordinary members of the household, and share the rooms and tables with the other occupants of the homes where they are inmates. In one or two instances where meals are served either at separate tables or in the patients' own rooms, the arrangement has been adopted owing to faulty and careless habits



which the guardian has not succeeded in overcoming. Patients have as a general rule been well supplied with clothing and the other necessities of life, and guardians have told me that they have found inspectors reasonable in supplying deficiencies. The food, which is one of the chief features of the 'Boarding-out System' calls for special comment. It is abundant and varied, the patients being served with the same quality of nourishment as their guardians. Where patients have been boarded out on crofts and small farms there is usually sufficient work to keep them occupied. Some patients are really useful workers, but some, from the nature of their previous occupations are unsuited to the new conditions. The care and consideration bestowed by guardians upon patients is admirable. In only one instance have I found what might be considered harsh treatment of a patient on the part of a guardian, and steps were taken by cancelling the licence to prevent a recurrence. In those cases where the methods of guardians appeared to call for criticism I have found them quite reasonable and open to accept any suggestions which may have been offered. I have no hesitation in saying that the majority of guardians are faithfully doing their duty by their patients, seeing to their comfort, providing them with good food and treating them with kindness and consideration. It is obvious that more interest is being taken in the 'Boarding-out System' than was the case some years ago. There appears to be no lack of suitable potential guardians. I have received quite a number of applications for patients either from present or former guardians. I have also had brought to my notice the fact that this interest is not confined to those who have already had experience with patients. Several entirely new persons have approached me with a request for patients. In view of this undoubted increase in interest it seems a pity that more advantage is not taken of this system, so well adapted for the purposes for which it was originally planned. I have found inspectors of poor ready to co-operate and willing to receive and consider any suggestions designed to increase the comfort and well-being of the patients for whom they are responsible. Medical officers have been punctual in paying their statutory visits and assiduous in the treatment of any intercurrent ailments and accidents. The various requirements of patients in regard to artificial dentures, spectacles and other appliances have been supplied promptly.

The certified defectives provide a more complicated problem than do those patients certified under the lunacy acts. The high-grade defective girl is not easy to deal with. In the supervision of these patients a mixture of firmness and tact is called for. The guardians must be carefully selected as upon them depends the success or otherwise of the scheme. Under good guardians these patients lead useful lives, while their faculty for work is highly esteemed. I see no reason why suitable female defectives should not be successfully boarded-out, provided always that the right type of guardian is found. The high-grade defective boy presents hardly the same difficulty. The best surroundings for this type of patient are the small farm or croft where they can share the work and life of their guardians. These patients rapidly improve in their physique and general appearance under the influence of fresh air and good food. Many of them become useful workers, learning the various tasks assigned to them in the ordinary routine of the farm, in which they appear to take a deep interest.

In conclusion, I would like to report that the happy relationship which existed in the past between the local authorities and the Board of Control has been fully maintained.



Dr. Kate Fraser reports:—It is gratifying to be able to report that, with very few exceptions, the high standard of care of pauper lunatics and certified mental defectives in private dwellings previously reported upon continues to be maintained. This is especially noticeable where patients are boarded in small crofts or cottages where they are treated as members of the family. Occasionally it has been found that new guardians have not realised fully the duties of guardianship and have been inclined to look upon the patients as “hands.” In such cases explanation has led to a better understanding and to proper arrangements being made. In my district it was found necessary to remove only one patient for this reason.

As criticism might be levelled against the boarding-out system in view of the fact that in my area 26 lunatic patients in private dwellings required to be sent to institutions, while only 12 were placed in private dwellings from institutions, the following details are of interest:—

1. Of 6 patients returned for hospital treatment, 2 were epileptic and the fits were becoming more frequent and severe, one aged 62 had been boarded-out with a view to improvement of his health and had been delicate from the beginning, one aged 66 had been boarded-out for 18 years, one was only in hospital for special treatment for a limited period and returned to his guardian on recovery, while the sixth was temporarily resident in a Poorhouse on account of kidney disease.

2. Of 7 patients who were unsuitable for a private dwelling, either on account of dirty habits or of conduct, three were living with relatives and had never been suitable for family life. The 4 who were with stranger guardians were not hopeful cases from the beginning and their boarding-out was more or less in the nature of a trial.

3. The tendency to wander away was the reason for removal in 3 cases. Some patients frequently show a tendency to wander with no apparent objective and require careful watching on this account. A change of guardian and environment frequently stops this habit. That was tried in the above 3 cases without success, as it was found that the patients were really making determined attempts to escape.

4. Seven were removed as the result either of the death of the guardian or of some other change in the domestic circumstances.

Far from proving the failure of boarding-out, these facts tend to show that it is only where unsuitable cases are placed outside that apparent failure occurs. I am more than ever convinced of the success of the boarding-out system, so long as both patients and guardians are carefully selected. The advantages to the patient cannot be over-estimated. He or she becomes a member of the family and shares the family life in all respects. Some of the patients have even shared in the upbringing of the guardian's family, and in at least one case the patient, now a very old man, is being devotedly cared for by a member of the third generation. Many guardians become deeply attached to their patients and quite frequently refuse to allow the patient, when old and ill, to be removed to hospital on the ground that, having lived with them and worked for them so long, they can surely care for them to the end.

After 15 years it is as well to review briefly the placing under guardianship in private dwellings of the mentally defective.



At first glance this method might appear to be less suitable for mental defectives in view of the fact that, on account of insufficient institutional accommodation, many defectives had to be placed under guardianship who ought really to have been placed in institutions. With the gradual increase in institutional accommodation, fewer unsuitable cases are being boarded-out and consequently the results are becoming increasingly satisfactory.

Although permanent institutional care is necessary for a large number of defectives, there are undoubtedly many who can share the life of the community and for them guardianship in good homes under careful supervision is ideal, especially when they have received suitable training and education in early life. The placing of defective lads on small crofts and farms has proved to be most successful, but those undoubtedly do best who have received early training in institutions or in special schools, where character and good habits have been developed as well as a degree of educational ability.

When the placing under guardianship of certified mental defectives first started there was a tendency among guardians to consider that their duties had been performed when the patient was well fed, comfortably housed, given sufficient work and kept under careful supervision. Within recent years there has been a growing understanding of Mental Deficiency and appreciation of the fact that the defective, particularly the high-grade defective, requires to be treated, as far as possible, as a normal member of the community and that interest and occupation for leisure is necessary for his happiness and development. I find that guardians are interesting themselves more and more in this side of their duties. Many of the boys are given books and papers to read, some have learnt to make rugs or do basket work, with which they occupy their leisure time; some are fond of music—one boy plays the piano and another a melodeon. The girls, too, are given occupation and interest for their leisure time. One guardian, for example, encourages her patient to carry on the crochet work she learnt at Waverley Park Institution and by which she earns a little money, others knit, others again are fond of reading and in some cases read aloud to their guardian.

The better understanding of the public towards the mentally defective in the community and of his requirements must be attributed largely to the work done by the Scottish Association for Mental Welfare in the setting up of Care Committees and the establishment of courses of lectures for Medical Officers and Mental Welfare Workers. A very great extension throughout the country of the occupation and employment centres already established by Care Committees would enormously increase the benefit and possibilities of the boarding-out system as applied to the certified mentally defective.

#### VIII.—EXPENDITURE FOR MAINTENANCE OF PAUPER LUNATICS.

The expenditure of Local Authorities, on the maintenance of pauper lunatics, for the year ended 15th May, 1929, was as follows:—For the maintenance of pauper lunatics, who were under care for longer or shorter periods during the year, in asylums, lunatic wards of poor-houses, and private dwellings, and for other expenses connected with them, a total sum of £798,985 was paid; of which £697,791 was for



maintenance in asylums (including Institutions for Imbecile Children\*), £37,166 was for maintenance in lunatic wards of poorhouses, £48,837 was for maintenance in private dwellings, and £15,191 was for certification, transport, and other expenses. Of this expenditure, £52,564 was repaid by relatives and others, and £115,703 was contributed from the Local Taxation Account, in terms of Section 22 of the Local Government (Scotland) Act, 1889, and of Section 2 of the Education and Local Taxation Account (Scotland) Act, 1892. The net expenditure by Local Authorities on the maintenance of patients was thus £630,718, which is £16,428 more than the expenditure of last year.

#### COST OF MAINTENANCE.

As regards asylums, the average weekly cost per head is 19s. 10d., which, calculated for the year, is £51 14s. 2d.

In licensed wards of poorhouses, the weekly cost is 16s. 3d., or £42 7s. 4d. per annum.

As regards private dwellings, the average weekly cost is 12s. 1d., or £31 10s. 1d. per annum.

#### IX.—DANGEROUS LUNATICS.

The following statement shows the number of persons sent to asylums as dangerous lunatics in each of the ten years 1920–1929, at the instance of the Procurator-Fiscal, under the provisions of the 15th Section 25 and 26 Vict. cap. 54:—

1920	-	-	-	1	1925	-	-	-	0
1921	-	-	-	1	1926	-	-	-	2
1922	-	-	-	0	1927	-	-	-	8
1923	-	-	-	0	1928	-	-	-	2
1924	-	-	-	0	1929	-	-	-	2

#### X.—ALIEN LUNATICS.

During 1929, 4 pauper lunatics were removed from Scotland as having no settlement in that country. Of these patients, all of whom were removed from asylums, 3 were sent to England and 1 to Ireland.

#### XI.—LUNATICS UNDER JUDICIAL FACTORS.

At the end of December, 1929, there were 1,342 persons reported to us by the Accountant of the Court of Session as under judicial factory in consequence of mental unfitness for the management of their affairs. This number is exclusive of some cases in which the means of the wards have been exhausted, though the factory has not been formally discharged by the Court.

These persons were disposed of in the following way:—

1,016 were in asylums in Scotland;

252 were in private dwellings in Scotland under the care either of relatives or of unrelated guardians; and

74 were resident either in asylums or private dwellings beyond the direct jurisdiction of the Board.

\* For pupils in Baldovan and Larbert Institutions not certified under the Mental Deficiency and Lunacy (Scotland) Act, 1913.



All patients resident in Scotland whose estates are under the management of judicial factors were visited by our officers during the year, except some whose position and circumstances were otherwise satisfactorily known, and in whose cases visitation was thought undesirable.

## XII.—THE NUMBER AND DISTRIBUTION OF MENTAL DEFECTIVES AT 1st JANUARY, 1930.

The number and distribution of certified mental defectives on the Register of the Board at 1st January, 1930, were as follows:—

	Private.			Rate-Aided.			Totals.		
	M.	F.	T.	M.	F.	T.	M.	F.	T.
Certified Institutions for Adults -	2	...	2	324	397	721	326	397	723
Certified Institutions for Juveniles	68	47	115	576	547	1,123	644	594	1,238
Private Dwellings - - -	5	2	7	540	562	1,102	545	564	1,109
The State Institution - -	...	...	...	...	...	...	4	...	4
TOTALS - - -	75	49	124	1,440	1,506	2,946	1,519	1,555	3,074

The following are general results during 1929 as compared with 1928 in regard to registered mental defectives:—

There was a total increase of 87, due to an increase of private patients by 4, an increase of rate-aided patients by 82, and an increase of 1 patient in the State Institution.

The total increase of 87 arose from an increase of the number in institutions by 80 and an increase of the number in private dwellings by 7.

The increase of 80 in institutions arose from an increase of 5 private patients, an increase of 74 rate-aided patients and an increase of 1 patient in the State Institution.

The increase of 7 in private dwellings arose from a decrease of 1 private patient and from an increase of 8 rate-aided patients.

## XIII.—STATISTICS OF CERTIFIED INSTITUTIONS FOR MENTAL DEFECTIVES.

(SEE TABLES AT END OF APPENDIX TO REPORT.)

### *Admissions.*

The total number of patients admitted to Certified Institutions during 1929 was 490, which is 321 more than in the previous year.

Of the 490 patients admitted, 11 were private patients and 479 were rate-aided patients, as compared with 14 and 155 in the previous year.

### *Discharges.*

During 1929 there was an increase of 296 in the number of discharges from institutions, the total number discharged being 383, of which 3 were private patients as compared with 6 in 1928.



*Deaths.*

The number of deaths during the year was 28—an increase of 1 as compared with the number for the previous year.

The recorded main and contributory causes of death were as follows:—

Epilepsy and Convulsions - - - - -	10
Pneumonia and other pulmonary diseases - - - - -	7
Diseases of the heart and blood vessels - - - - -	6
Cancer, Carcinoma, Sarcoma, malignant diseases (excluding malignant diseases of the brain) - - - - -	4
General diseases of the brain - - - - -	3
Diseases of the alimentary, glandular and genito-urinary systems - - - - -	2
Abscess, Septicaemia - - - - -	2
Diseases of the spinal cord and nervous system - - - - -	1
Colitis - - - - -	1
Influenza - - - - -	1
Debility and old age - - - - -	1
Tuberculosis - - - - -	1

During the year many patients are allowed home from institutions for a holiday in the summer at the discretion of the Medical Superintendent. In addition to those so liberated, 28 patients were allowed to leave the institutions with the sanction of the Board on periods of licence varying from 3 months to 12 months in order to test their fitness for discharge to their homes. Of that number, 5 were ultimately discharged from the Registers, 6 were returned to the institution, and 17 were still absent on licence at the end of the year.

*Escapes from Institutions.*

The whole number of escapes during 1929 was 41. Of these, 33 were brought back to the institution, and 8 were discharged.

#### XIV.—PRESENT CONDITION OF ESTABLISHMENTS FOR MENTAL DEFECTIVES.

*Baldovan Certified Institution.*

Inspected 14th June and 4th November, 1929.

(Average number of patients resident during year, 269·5.)

All parts of this Institution were found in excellent order and so kept and furnished as to conduce to the bodily health and general welfare of all the patients.

The attention given to bringing out the capacities of the patients and the skill exercised in this direction by teachers and staff is commendable. It is hoped that the closer association desired by the Dundee Education Authority and the Institution will be attained. It will, on the whole, react with advantage to both Authorities.

The workshops and laundry were inspected and there also the patience and kindly supervision of the staff are productive of good results.



The building of a new kitchen to meet the needs of the Institution when the proposed extensions are carried out is being proceeded with, and the present kitchen will be used as scullery premises.

The standard of medical and nursing care is favourably commented on.

The report of the visiting dentist is interesting. He visits regularly and every recently admitted patient is thoroughly examined. The careful attention that is paid to the mouth condition of all the inmates must be an important factor in their apparent good health and contentment.

The management of the Institution continues to be energetic and earnest.

*Barnhill Certified Institution.*

Inspected 5th February and 4th September, 1929.

(Average number of patients resident during year, 27.5.)

The patients in this Institution were found in good health. They are well cared for in respect of clothing, food, and adequately comfortable surroundings, while the nursing care and supervision are efficient and kindly.

The majority of the patients are engaged at various branches of handicraft which have been so frequently referred to and which continue to be a most interesting and active agency in the training of the inmates.

The Wards are in satisfactory order, clean, comfortably heated and well ventilated.

The death of Mr. Gillie, the Governor, has deprived the Institution of a unique personality. He studied the several patients, and whatever contributed to meet their needs and requirements was his chief consideration.

The Institution continues to be managed in a praiseworthy manner.

*Birkwood Certified Institution.*

Inspected 7th March and 22nd November, 1929.

(Average number of patients resident during year, 117.5.)

Favourable comment is made on the condition in which this Institution was found. Excellent order prevailed and the furnishings of the sitting-rooms were both comfortable and suitable as well as bright and cheerful.

The food given to the patients is varied, ample in quantity, well cooked and nicely served. They were seen at dinner and their demeanour made a most agreeable impression. The kitchen department is well conducted.

The care of the patients is in every respect of the most commendable description. The improvement in the physical condition and in the habits of some cases that have been seen at previous visits is well marked and very gratifying.

The school was visited and the boys were seen. The conditions in school are ideal and the teaching is most painstaking as was evidenced by the singing and recitations which were rendered by the children. The happiness apparent at school was as obvious throughout all the departments of the Institution.

The management of the Institution is carried on with efficiency, enthusiasm, and a genuine regard for the well-being of the patients.



*Bridge of Weir Certified Institution.*

Inspected 25th June and 6th December, 1929.

(Average number of patients resident during year, 10·5).

At both inspections the patients generally presented an appearance of good health and care. The nursing and medical standard is highly satisfactory, while the whole of the patients' circumstances make this Institution an ideal home for them.

Every attention is paid to their employment and recreation, and all those who are physically fitted are occupied.

The arrangements for the supervision of the patients by night as well as by day are on the most approved lines.

*Blinkbonny (Falkirk Poorhouse) Certified Institution.*

Inspected 25th April and 14th November, 1929.

(Average number of patients resident during year, 80·0.)

This Institution has been practically free from the general epidemics of colds and influenza, a good indication of the excellent care given to the patients and the good hygienic conditions maintained for them. The bright, healthy appearance of all of them was very noticeable.

The sitting-rooms and dormitories were found in their usual good state of order, comfort and cleanliness. It was highly satisfactory to note that 77 of the total number of 80 patients are actively employed at varied useful work, mainly of a domestic nature.

A most favourable impression was formed of the work done as Occupational Therapy. It is chiefly confined to leather work and some of the finished articles were seen and were much admired. No less a sum than £40 has been made by the sale of leather goods, all made by the patients. The chief nurse in charge of the patients has a special knowledge of this craft and it is due to her interest and activity that the work has been so successful.

The patients were neatly clad and their varied costumes were clean, comfortable and attractive.

They are well fed and the medical care is eminently satisfactory.

The management is highly efficient and successful.

*Broadfield Certified Institution.*

Inspected 28th January and 2nd July, 1929.

(Average number of patients resident during year, 44·0.)

This Institution was found in excellent order, hygienic, well furnished, bright and comfortable.

It is recommended that a wireless installation should be introduced for the benefit of the patients.

The medical and nursing care of the patients is kindly and informed. The Medical Officer, who is a general practitioner in Port-Glasgow, visits regularly once a month and whenever he is specially required.



It was observed that a marked improvement in the physique of many of the patients has taken place since their admission. They all presented the appearance of being much in the open-air and many of them are employed at out-of-doors occupations, while a teacher visits regularly twice weekly to give educational and kindergarten instruction.

Satisfaction is expressed with the dietary, and the clothing of the patients was neat, comfortable and varied.

The adjoining estate of Broadstone which is being added to the Institution, was visited. The house is practically ready for occupation. The Matron has removed her own quarters to the new house and her sitting-room in the old one will be converted into additional day-room accommodation for the boys.

The Institution is reported as being efficiently managed.

*Caldwell House Certified Institution.*

Inspected 9th August, 1929.

(Average number of patients resident during year, 58.0.)

Until the opening of this Institution the defectives chargeable to the Govan District and requiring Institutional accommodation have had this provided for them in one of the blocks in the Southern General Hospital. This accommodation was for female patients only. The need for accommodation for girls has been, and appears still to be, more urgent than for boys, and so the main accommodation at Caldwell, that in the Mansion House, has been adapted to the requirements of a house for female defectives. This adaptation has been extremely well done, and the appearance of the whole interior and the general arrangements are very satisfactory. There is ample store accommodation, and the usual scullery and pantry annexes to the kitchen, indoor and out, have been thoughtfully designed. The kitchen is fitted with the usual apparatus for Institution purposes, all of it up-to-date.

The furnishings and decorations are most suitable and at the same time most artistic, while the dormitories are brightly furnished and the beds and bedding are satisfactory in every way. The bathroom accommodation is sufficient on each dormitory floor.

The accommodation for boys has been provided by a method which was first used at Gogarburn and afterwards on a larger scale at Carstairs House. The existing range of stables and coachhouses has been converted into a most serviceable building giving ample day-room, dining-room and dormitory accommodation.

The boys are under the supervision of a married attendant whose wife superintends the housekeeping and does the cooking.

A house in another part of the grounds has been converted into a comfortable Home for eight nurses.

The water supply is derived from springs and is collected in a tank of 1,000 gallons capacity close to the Boys' Home. From this it is pumped to a reservoir of 10,000 gallons capacity situated on high ground above the Home.



The staff in Caldwell House consists of five day nurses and one for night duty. One unmarried attendant assists the attendant in charge of the boys and his bedroom is adjacent to the boys' dormitory.

There were 11 boys and 60 girls on the Register at the date of the visit. They were all highly appreciative of their new and interesting surroundings. The majority of the girls were at sewing and knitting in the day-rooms, while several are employed regularly in the kitchen, the dining-room and the laundry. Some of the boys are excellent workers in the garden and grounds.

The introduction of Occupational Therapy is being considered.

The patients were all in good health, neatly dressed, and their dietary was considered satisfactory.

The Institution, which has been licensed for 105 patients, has been designed, furnished, and staffed on the same thoughtful, generous and enlightened principle that has always characterised the provision made by the Govan District Board in the interests of those who require to be taken care of on account of mental disability.

*Gogarburn Certified Institution.*

Inspected 1st April and 28th October, 1929.

(Average number of patients resident during year, 59.0.)

The Institution was found in its usual attractive condition. Everything was spotlessly clean and the standard of comfort is a high one.

The patients are well fed and presented a healthy, alert appearance betokening assiduous and kindly attention to their physical needs and their habits.

The girls were seen at their various domestic occupations throughout the house and in the laundry, while with few exceptions the boys were busy in the garden and grounds. The tidiness in person and the neatness and variety of the clothing of the patients are most commendable.

The care and supervision of the patients are excellent. The few who are unemployed on account of physical or marked mental disability were being exercised on the lawn in front of the house.

The medical needs of the inmates are well attended to and the Institution is managed in a highly satisfactory manner.

It is noted that Dr. Reginald Bailey has been appointed Superintendent in place of Miss Young, who becomes Matron of the Institution.

*Govan Poorhouse (Southern General Hospital) Certified Institution.*

Inspected 19th February, 1929.

(Average number of patients resident during year, 30.0.)

The patients were all found bright, happy and most comfortably placed in every respect. They are well fed, have excellent surroundings in the sitting-rooms and dormitories and were tastefully clad.



The nurses in charge are not only specially skilled to deal with Mental Deficiency, but they also take a genuine and enthusiastic interest in the patients and attempts to bring out the possibilities of each individual are kindly and systematically made the most of.

The Institution is well and efficiently managed.

*Larbert Certified Institution.*

Inspected 7th June and 7th November, 1929.

(Average number of patients resident during year, 514.5.)

In every department of this Institution there was evidence of the high standard of care which has so often been commended. The bright, happy appearance of all the children, the neatness of their dress, and the scrupulous cleanliness everywhere apparent show that the nurses are active and well trained. In the main Institution the Matron has two assistants on day and one on night duty. There has recently been added to the staff a Sister-Matron, who is resident in the Nurses' Home, where she takes special care of all nurses who are ill, and who gives daily instruction to the nurses by lectures and practical demonstration.

The occupation of the patients both in the usual out-of-door work and domestic duties is well attended to, while a special feature of the training, which continues on progressive and successful lines, is the varied instruction in handicrafts in the form now generally known as Occupational Therapy which has been developing in this Institution for many years.

The patients at Larbert House are under the immediate care of an Assistant Matron and in every way they are well provided for.

The medical care of the patients leaves nothing to be desired.

It was learned with regret that Miss Shepherd, the Matron, has resigned after nearly forty years of service in the care of the mentally defective. Her knowledge of the individual patients was unique and her experience in attending to their needs and requirements invaluable. Miss Brochie, formerly Assistant Matron, has been appointed to fill the post of Matron.

The administration of the Institution continues to be maintained on a high standard of efficiency.

*St. Charles' Certified Institution.*

Inspected 6th May and 8th November, 1929.

(Average number of patients resident during year, 132.5.)

The teaching and occupation of the patients in this Institution leave nothing to be desired; they maintain their usual excellence and are characterised by kindness and unceasing effort to draw out and exercise the mental and physical capacities of each patient to the utmost extent possible.



All the patients are well fed and neatly and comfortably clothed. They were happy and contented and the sitting-rooms, school-rooms and dormitories were bright, hygienic, most comfortable and suitably furnished.

The nursing care is marked by energy and great kindness.

The Institution is represented as being managed with conspicuous ability.

*St. Joseph's Certified Institution.*

Inspected 5th April and 28th November, 1929.

(Average number of patients resident during year, 109.0.)

At the date of the first visit it was found that the number of residents was in excess of the figure to which the licence was recently extended. A complete inspection of the sleeping accommodation indicates that the number of patients must be restricted to the extent of the present licence. One of the dormitories for the boys has more beds in it than is desirable. In the case of the girls, there are one or two small rooms which, it is learned, are to be equipped to accommodate more girls. After seeing the existing dormitories, it is recommended that these rooms be made at once available to allow some of the surplus beds in the present dormitories to be removed.

The day-room accommodation for the girls has been greatly improved by the provision of a large play-room in the basement. Two rooms there have been converted into one, and alterations on the window and the ground outside it have made the lighting quite adequate for the purpose. Similar alterations have been made to improve the lighting of the corridors in that portion of the basement where the boys' play-room and dining-room are situated.

The school-rooms and the chapel are situated on the principal floor. The boys' school-room is commodious and ample for the needs of the existing numbers. The room for the smaller girls at school is rather small for its purpose. It is suggested that the Committee consider the erection of a separate school in the grounds.

It is hoped that in the near future extra accommodation or probably completely separate accommodation will be provided for the boys by alterations on the out-buildings on lines which have been very successful elsewhere. This possibility should not, however, in any way be allowed to influence the admission of new patients to the present accommodation which is fully occupied.

Electric lighting has been installed throughout the Institution. The installation is of the most modern description and should prove of much advantage.

The material welfare of the patients is well attended to in every respect, and the attention given to bring out all the possibilities of the individual patients by assiduous, informed and kindly care is most praiseworthy.

The visiting Medical Officer makes a weekly inspection in addition to special visits when necessary.

The management of the Institution continues to deserve commendation.



*Stoneyetts Certified Institution.*

Inspected 21st March and 7th October, 1929.

(Average number of patients resident during year, 321·0.)

All parts of this Institution were found in excellent order, though at the date of the first visit the normal arrangements had been somewhat upset owing to the redecoration of some of the rooms in the male Villas.

The patients generally were found to be in good health and were bright, happy, and free from complaint. This is secured not only by their comfortable surroundings and kindly supervision, but by the care with which some form of occupation, agreeable and suited to the particular capacity, is secured for practically everyone. The care and thought expended on the proper use of work in training the inmates are praiseworthy. The work done by the male patients in the various workshops is very good. Additions continue to be made to the variety of crafts in order to suit the ability and stimulate the interest of patients. Brush-making, mat-making in which discarded rubber tyres are used, and cloth-weaving are the most recent additions.

The provision for recreation and amusement is an interesting part of the training and discipline of the patients. The pipe band is now remarkably efficient. The Girl Guides in the Institution and those from Blinkbonny, together with the Scouts, were reviewed in the grounds by Lady Baden Powell—a day of outstanding interest to all the patients.

The dietary is favourably commented on and the food served at dinner was tasted and found to be satisfactory.

The medical and nursing care is highly skilled and efficient.

Two issues have now appeared of the Stoneyetts Quarterly Magazine. It is printed in the Institution and contributed to largely by the inmates.

Dr. Jean Davidson, Assistant Medical Officer, died suddenly in the Institution in August from cardiac disease, aggravated no doubt by the attack of diphtheria from which she suffered during the epidemic in the Institution at the end of 1927. Dr. Davidson was, for over seven years, a loyal and able colleague to the Medical Superintendent, not least in his pathological researches, and an untiring and singularly cheerful worker in everything that concerned the patients' training and welfare.

The management of the Institution is highly satisfactory.

*Waverley Park Certified Institution.*

Inspected 14th February and 27th August, 1929.

(Average number of patients resident during year, 99·5.)

At the date of the second visit it was found there had been a considerable diminution in the number of patients. This reduction in numbers was chiefly caused by the transference of patients to the new Institution at Caldwell House.



The condition of the Institution is very satisfactory. Everything evidenced conscientious and thorough attention to those details affecting the general health of the inmates. They are well cared for in every respect and are all happy and contented.

The school was visited, as well as the various domestic offices in which the older girls are being trained. The training and supervision are carried on in a most energetic and kindly way. At the date of the second visit 45 girls were attending school. The remaining patients are engaged at various occupations, mainly of a domestic nature. Some of the sewing and knitting done by the patients was seen and was the object of commendation. It reflected much credit, not only on the patients who have done it but on the teachers and nursing staff who supervised and directed it.

There was every indication that the food given to the patients is ample in quantity, sufficiently varied, and well cooked and served.

The management of the Institution is most efficient and there is a loyal and adequate staff.

#### *Perth State Institution for Defectives.*

Inspected 1st February and 3rd September, 1929.

(Average number of patients resident during year, 3·5.)

There are now four inmates in this Institution and these continue to be adequately and satisfactorily accommodated in association with the inmates of the Criminal Lunatic Department.

They were conversed with and they appear to be benefiting by their training and supervision. They are all industrious, well-behaved and contented with their treatment in the Institution.

They are adequately cared for in every respect.

#### *Defectives under Guardianship.*

During the year ended 31st December, 1929, 91 aided mental defectives were certified and placed under guardianship (including 20 dealt with by judicial order), 1 private patient and 62 aided patients were discharged from guardianship and 21 aided patients died. The following table shows the class and sex of the defectives certified during the year:—

Adults.		Children.		Total.
M.	F.	M.	F.	
44	29	8	10	91

The Board continues to note with interest and satisfaction the development of the Scottish Association for Mental Welfare and anticipates excellent results from its work.



XV.—EXPENDITURE FOR MAINTENANCE OF AIDED  
MENTAL DEFECTIVES.

The approved expenditure of Local Authorities on the maintenance of aided mental defectives for the year ending 15th May, 1929, was as follows:—

For the maintenance of and provision of accommodation for certified aided defectives who were under care for longer or shorter periods during the year in certified institutions and under guardianship, and for other expenses connected with them, a total sum of £142,135 was expended. Of this expenditure £4,555 was recovered from private sources, £307 thereof being in respect of expenditure in previous years on which grant had already been paid, and £68,790 was contributed from Treasury funds in terms of Section 37 of the Mental Deficiency and Lunacy (Scotland) Act, 1913. The net approved expenditure by Local Authorities was accordingly £68,790.

We have the honour to be,

SIR,

Your most obedient humble servants,

H. ARTHUR ROSE, *Chairman.*

J. R. N. MACPHAIL.

HAMILTON C. MARR.

JAMES P. STURROCK.

A. D. WOOD,  
*Secretary,*

EDINBURGH, 2nd July, 1930.



## APPENDIX.—TABLE I.\*

A. † The Population and the proportion of Registered Lunatics.

B. The Numbers of Private, Pauper, and Criminal Lunatics, distinguishing between the sexes, and the different modes of disposal of Private and Pauper Lunatics.

A

B

1.  YEARS.	2.  Population of Scotland estimated at the middle of the year.	3.  Total Registered Lunatics at 1st January.	4.  Number of Registered Lunatics per 100,000 of Population.	5.  Total Registered Pauper Lunatics at 1st January.	6.  Number of Private Lunatics.				7.  Number of Pauper Lunatics.				8.  Number of Lunatics in Criminal Lunatic Depart- ment.‡						
					Number of Private Lunatics.				Number of Pauper Lunatics.										
					In Asylums.		In Private Dwellings.		In Asylums and Lunatic Wards of Poorhouses.		In Private Dwellings.								
					M.	F.	T.	M.	F.	T.	M.	F.		T.					
1916 -	4,824,308	18,842	394	16,377	1036	1309	2345	40	80	120	7040	6635	13,675	1188	1514	2702	56	7	63
1917 -	4,854,738	18,661	387	16,216	1035	1293	2328	40	77	117	7036	6552	13,588	1147	1481	2628	59	7	66
1918 -	4,886,274	18,125	373	15,647	1090	1270	2360	43	75	118	6747	6411	13,158	1079	1410	2489	58	4	62
1919 -	4,894,100	17,601	360	14,897	1276	1319	2595	37	72	109	6256	6302	12,558	1013	1326	2339	62	5	67
1920 -	4,864,396	17,432	356	14,539	1474	1319	2793	34	66	100	6192	6209	12,401	936	1202	2138	63	4	67
Average of the 5 Years	—	18,132	374	15,535	1182	1302	2484	39	74	113	6654	6422	13,076	1073	1386	2459	60	5	65
1921 -	4,882,288	17,665	363	14,734	1517	1320	2837	32	62	94	6300	6404	12,704	898	1132	2030	65	5	70
1922 -	4,907,900	17,893	366	14,965	1534	1315	2849	28	51	79	6462	6588	13,050	848	1067	1915	69	2	71
1923 -	4,915,500	18,122	369	15,286	1454	1299	2753	33	50	83	6736	6732	13,468	804	1014	1818	68	2	70
1924 -	4,869,100	18,266	372	15,379	1514	1299	2813	25	49	74	6789	6801	13,590	784	1005	1789	67	2	69
1925 -	4,891,300	18,276	375	15,300	1584	1310	2894	30	52	82	6742	6832	13,574	767	959	1726	67	6	73
Average of the 5 Years	—	18,044	369	15,132	1521	1308	2829	30	53	83	6606	6671	13,277	820	1035	1855	67	3	70
1926 -	4,903,300	18,421	377	15,445	1592	1299	2891	31	54	85	6842	6912	13,754	745	946	1691	67	4	71
1927 -	4,894,700	18,467	377	15,532	1564	1291	2855	28	52	80	6919	6975	13,894	723	915	1638	63	5	68
1928 -	4,888,700	18,589	380	15,667	1535	1315	2850	24	48	72	7047	7025	14,072	698	897	1595	64	6	70
1929 -	4,896,600	18,916	387	15,977	1543	1328	2871	23	45	68	7245	7178	14,423	679	875	1554	66	7	73
1930 -	—	18,942	387	16,012	1540	1319	2859	25	46	71	7362	7184	14,546	655	811	1466	69	7	76
Average of the 5 Years	—	18,667	382	15,727	1555	1310	2865	26	49	75	7083	7055	14,138	700	889	1589	66	6	72

\* A small number of certified lunatics, inmates of certified institutions, are not included in this Table.  
† The number of Lunatics is taken at the 1st January of each year. The calculations are made on the Population of the previous year—e.g. the calculations for 1930 are based on the population of 1929.











## APPENDIX.—TABLE IV.

The Results of Treatment in different classes of Establishments for each year from 1915 to 1929.

## (a) Royal and District Asylums.

ROYAL AND DISTRICT ASYLUMS.	Average Number Resident.			Admissions (including Transfers).			Recoveries.			Discharges not Recovered (including Transfers).			Deaths.			Proportion of Admissions per cent. on Number Resident.			Proportion of Recoveries per cent. on Admissions.			Proportion of Deaths per cent. on Number Resident.		
	M.	F.	T.	M.	F.	T.	M.	F.	T.	M.	F.	T.	M.	F.	T.	M.	F.	T.	M.	F.	T.	M.	F.	T.
Year 1915.	7527.0	7398.5	14925.5	2397	2261	4658	690	630	1320	847	817	1664	904	815	1719	31.8	30.6	31.2	28.8	27.9	28.3	12.0	11.0	11.5
" 1916.	7496.5	7340.5	14837.0	1985	1933	3918	609	625	1234	544	585	1129	849	838	1687	26.5	26.3	26.4	30.7	32.3	31.5	11.3	11.4	11.4
" 1917.	7365.0	7199.5	14564.5	1788	1840	3628	530	586	1116	567	556	1123	936	866	1802	24.3	25.6	24.9	29.6	31.8	30.8	12.7	12.0	12.4
" 1918.	7100.5	7080.0	14180.5	2131	2164	4295	481	541	1022	756	741	1497	1175	956	2131	30.0	30.6	30.3	22.6	25.0	23.8	16.5	13.5	15.0
" 1919.	7038.5	7024.5	14063.0	2406	2332	4738	570	666	1236	822	827	1649	855	878	1733	34.2	33.2	33.7	23.7	28.6	26.1	12.1	12.5	12.3
Average of 5 Years.	7305.5	7208.6	14514.1	2141	2106	4247	576	610	1186	707	705	1412	944	870	1814	29.3	29.2	29.3	26.9	28.9	27.9	12.9	12.1	12.5
Year 1920.	7201.5	7101.0	14302.5	2071	2241	4312	629	660	1289	548	660	1208	727	729	1456	28.8	31.6	30.1	30.4	29.5	29.9	10.1	10.3	10.2
" 1921.	7376.0	7278.0	14654.0	2089	2115	4204	614	665	1279	457	498	955	836	790	1626	28.3	29.1	28.7	29.4	31.4	30.4	11.3	10.9	11.1
" 1922.	7550.5	7424.5	14975.0	2251	2215	4466	592	690	1282	666	650	1316	826	844	1670	29.8	29.8	29.8	26.3	31.2	28.7	10.9	11.4	11.2
" 1923.	7673.0	7511.0	15184.0	1973	1964	3937	602	596	1198	548	613	1161	745	713	1458	25.7	26.1	25.9	30.5	30.4	30.4	9.7	9.5	9.6
" 1924.	7729.5	7553.5	15286.0	1650	1727	3377	537	592	1129	333	345	678	745	741	1486	21.3	22.9	22.1	32.5	34.3	33.4	9.6	9.8	9.7
Average of 5 Years.	7506.1	7374.2	14880.3	2007	2052	4059	595	641	1236	510	553	1063	776	763	1539	26.7	27.8	27.2	29.6	31.2	30.5	10.3	10.3	10.3
Year 1925.	7804.5	7517.0	15321.5	1651	1671	3322	508	622	1130	321	331	652	707	646	1353	21.2	22.2	21.7	30.8	37.2	34.0	9.1	8.6	8.8
" 1926.	7888.5	7675.0	15563.5	1526	1623	3149	541	589	1130	257	329	586	675	661	1336	19.3	21.1	20.2	35.5	36.3	35.9	8.6	8.6	8.6
" 1927.	7956.5	7723.0	15679.5	1615	1661	3276	544	550	1094	295	370	665	693	685	1378	20.3	21.5	20.9	33.7	33.1	33.4	8.7	8.9	8.8
" 1928.	8097.0	7844.0	15941.0	1701	1741	3442	517	579	1096	314	300	614	672	680	1352	21.0	22.2	21.6	30.4	33.1	31.8	8.3	8.7	8.5
" 1929.	8246.0	7926.5	16172.5	1640	1668	3308	505	595	1100	286	316	602	749	774	1523	19.9	21.0	20.5	30.8	35.7	33.3	9.1	9.8	9.4
Average of 5 years.	7998.5	7737.1	15735.6	1627	1673	3299	523	587	1110	295	329	624	699	689	1388	20.3	21.6	21.0	32.1	35.1	33.6	8.7	8.9	8.8



APPENDIX.—TABLE IV.—continued.

The Results of Treatment in different classes of Establishments for each Year from 1915 to 1929

(b) *Private Asylums.*

PRIVATE ASYLUMS.	Average Number Resident.			Admissions (including Transfers).			Recoveries.			Discharges not Recovered (including Transfers).			Deaths.			Proportion of Admissions per cent. on Number Resident.			Proportion of Recoveries per cent. on Admissions.			Proportion of Deaths per cent. on Number Resident.		
	M.	F.	T.	M.	F.	T.	M.	F.	T.	M.	F.	T.	M.	F.	T.	M.	F.	T.	M.	F.	T.	M.	F.	T.
Year 1915 -	30.0	41.5	71.5	5	7	12	1	1	2	4	1	5	...	2	2	16.7	16.9	16.8	20.0	14.3	16.7	...	4.8	2.8
" 1916 -	28.5	40.5	69.0	5	2	7	...	1	1	1	4	3	4	3	7	17.5	4.9	10.1	...	50.0	14.3	14.0	7.4	10.1
" 1917 -	26.5	37.0	63.5	5	4	9	1	3	4	1	...	1	4	3	7	18.9	10.8	14.2	20.0	75.0	44.4	15.1	8.1	11.0
" 1918 -	26.5	36.0	62.5	7	4	11	4	2	6	1	2	3	1	...	1	26.4	11.1	17.6	57.1	50.0	54.5	3.8	...	1.6
" 1919 -	26.5	33.5	60.0	7	8	15	3	3	6	3	4	7	2	6	8	26.4	23.9	25.0	42.9	37.5	40.0	7.5	17.9	13.3
Average of 5 Years -	27.6	37.7	65.3	6	5	11	2	2	4	3	2	5	2	3	5	21.0	13.3	16.5	31.0	40.0	35.2	8.0	7.4	7.7
Year 1920 -	24.5	31.0	55.5	9	4	13	2	3	5	3	1	4	7	...	7	36.7	12.9	23.4	22.2	75.0	38.5	28.6	...	12.6
" 1921 -	22.5	33.0	55.5	5	11	16	3	5	8	1	1	2	2	1	3	22.2	33.3	28.8	60.0	45.5	50.0	8.9	3.0	5.4
" 1922 -	20.5	35.0	55.5	3	5	8	1	1	2	...	1	1	5	3	8	14.6	14.3	14.4	33.3	20.0	25.0	24.4	8.6	14.4
" 1923 -	20.0	34.0	54.0	8	9	17	3	3	6	1	3	4	2	5	7	40.0	26.5	31.5	37.5	33.3	35.3	10.0	14.7	13.0
" 1924 -	20.5	31.5	52.0	5	3	8	1	1	2	2	2	4	3	3	6	24.4	9.5	15.4	20.0	33.3	25.0	14.6	9.5	11.5
Average of 5 Years -	21.6	32.9	54.5	6	6	12	2	3	5	1	2	3	4	2	6	27.8	18.2	22.0	33.3	50.0	41.7	18.5	6.1	11.0
Year 1925 -	18.0	28.5	46.5	...	3	3	3	1	4	...	3	3	1	2	3	...	10.5	6.5	...	33.3	133.3	5.6	7.0	6.5
" 1926 -	15.5	29.5	45.0	2	9	11	...	...	...	...	3	3	3	1	4	12.9	30.5	24.4	...	...	...	19.4	3.4	8.9
" 1927 -	14.0	31.0	45.0	1	2	3	1	...	1	2	1	3	...	3	3	7.1	6.5	6.7	100.0	...	33.3	...	9.7	6.7
" 1928 -	14.0	28.5	42.5	5	3	8	...	2	2	2	...	2	1	4	5	35.7	10.5	18.8	...	66.7	25.0	7.1	14.0	11.8
" 1929 -	14.0	29.5	43.5	1	9	10	...	...	...	...	...	...	3	4	7	7.1	30.5	23.0	...	...	...	21.4	13.6	16.1
Average of 5 Years -	15.1	29.4	44.5	2	5	7	1	1	1	1	1	2	2	3	4	13.2	17.0	15.7	50.0	20.0	14.3	13.2	10.2	9.0



APPENDIX.—TABLE IV.—*continued.*

The Results of Treatment in different classes of Establishments for each Year from 1915 to 1929

(c) *Parochial Asylum.*

(Lunatic Wards of Poorhouse with Unrestricted Licence.)

PAROCHIAL ASYLUMS.	Average Number Resident.			Admissions (including Transfers).			Recoveries.			Discharges not Recovered (including Transfers).			Deaths.			Proportion of Admissions per cent. on Number Resident.			Proportion of Recoveries per cent. on Admissions.			Proportion of Deaths per cent. on Number Resident.		
	M.	F.	T.	M.	F.	T.	M.	F.	T.	M.	F.	T.	M.	F.	T.	M.	F.	T.	M.	F.	T.	M.	F.	T.
Year 1915 -	124.0	98.0	222.0	33	32	65	17	11	28	8	6	14	8	15	23	26.6	32.7	29.3	51.5	34.4	43.1	6.5	15.3	10.4
" 1916 -	129.5	101.0	230.5	48	37	85	16	9	25	8	5	13	13	17	30	37.1	36.6	36.9	33.3	24.3	29.4	10.0	16.8	13.0
" 1917 -	129.5	104.5	234.0	38	38	76	20	17	37	9	7	16	20	13	33	29.3	36.3	32.5	52.6	44.7	48.7	15.4	12.4	14.1
" 1918 -	120.0	103.0	223.0	41	30	71	17	11	28	12	4	16	20	19	39	34.2	29.1	31.8	41.5	36.7	39.4	16.7	18.4	17.5
" 1919 -	116.0	100.0	216.0	47	37	84	12	13	25	18	3	21	17	23	40	40.5	37.0	38.9	25.5	35.1	29.8	14.7	23.0	18.5
Average of 5 Years	123.8	101.3	225.1	41	35	76	17	12	29	11	5	16	16	17	33	33.4	34.4	33.9	39.6	35.1	37.5	12.6	17.2	14.7
Year 1920 -	111.5	101.0	212.5	49	38	87	13	11	24	24	9	33	21	14	35	43.9	37.6	40.9	26.5	28.9	27.6	18.8	13.9	16.5
" 1921 -	105.0	105.0	210.0	28	38	66	9	11	20	5	10	15	18	13	31	26.7	36.2	31.4	32.1	28.9	30.3	17.1	12.4	14.8
" 1922 -	111.5	104.5	216.0	44	24	68	10	7	17	4	12	16	13	10	23	39.5	23.0	31.5	22.7	29.2	25.0	11.7	9.6	10.6
" 1923 -	121.0	101.0	222.0	40	19	59	18	5	23	5	2	7	15	14	29	33.1	18.8	26.6	45.0	26.3	39.0	12.4	13.9	13.1
" 1924 -	121.5	100.0	221.5	36	23	59	21	9	30	3	3	6	13	11	24	30.0	23.0	26.6	58.3	39.1	50.8	10.7	11.0	10.8
Average of 5 Years	114.1	102.3	216.4	39	29	68	14	9	23	8	7	15	16	12	28	34.2	28.3	31.4	35.9	31.0	33.8	14.0	11.7	12.9
Year 1925 -	121.5	102.5	224.0	24	19	43	10	7	17	2	1	3	11	6	17	19.8	18.5	19.2	41.7	36.8	39.5	9.1	5.9	7.6
" 1926 -	121.5	105.5	227.0	15	20	35	8	14	22	2	1	3	6	4	10	12.3	19.0	15.4	53.3	70.0	62.9	4.9	3.8	4.4
" 1927 -	126.0	109.0	235.0	35	27	62	12	10	22	3	4	7	10	7	17	27.8	24.8	26.4	34.3	37.0	35.5	7.9	6.4	7.2
" 1928 -	129.5	112.5	242.0	23	23	46	13	12	25	4	...	4	9	10	19	17.8	20.4	19.0	56.5	52.2	54.3	6.9	8.9	7.9
" 1929 -	133.0	114.0	247.0	32	26	58	10	16	26	3	3	6	9	5	14	24.1	22.8	23.5	31.3	61.5	44.8	6.8	4.4	5.7
Average of 5 Years	126.3	108.7	235.0	26	23	49	11	12	22	3	2	5	9	6	15	20.6	21.2	20.9	42.3	52.2	44.9	7.1	5.5	6.4



APPENDIX.—TABLE IV.—continued.

The Results of Treatment in different classes of Establishments for each Year from 1915 to 1929.

(d) *Lunatic Wards of Poorhouses with Restricted Licences.*

LUNATIC WARDS OF POORHOUSES.	Average Number Resident.			Admissions (including Transfers).			Recoveries.			Discharges not Recovered (including Transfers).			Deaths.			Proportion of Admissions per cent. on Number Resident.			Proportion of Recoveries per cent. on Admissions.			Proportion of Deaths per cent. on Number Resident.		
	M.	F.	T.	M.	F.	T.	M.	F.	T.	M.	F.	T.	M.	F.	T.	M.	F.	T.	M.	F.	T.	M.	F.	T.
Year 1915 -	426.0	408.0	834.0	56	50	106	7	1	8	47	22	69	20	33	53	13.1	12.3	12.7	12.5	2.0	7.5	4.7	8.1	6.4
" 1916 -	419.0	412.5	831.5	62	63	125	2	1	3	42	23	65	14	24	38	14.8	15.3	15.0	3.2	1.6	2.4	3.3	5.8	4.6
" 1917 -	433.0	422.0	855.0	72	78	150	3	3	6	25	36	61	20	35	55	16.6	18.5	17.5	4.2	3.8	4.0	4.6	8.3	6.4
" 1918 -	437.5	432.0	869.5	37	63	100	4	2	6	9	9	18	39	36	75	8.5	14.6	11.5	10.8	3.2	6.0	8.9	8.3	8.6
" 1919 -	418.0	416.5	834.5	43	33	76	5	1	6	41	45	86	21	34	55	10.3	7.9	9.1	11.6	3.0	7.9	5.0	8.2	6.6
Average of 5 Years -	426.7	418.2	844.9	54	57	111	4	2	6	33	27	60	23	32	55	12.7	13.7	13.2	7.8	2.8	5.2	5.3	7.7	6.5
Year 1920 -	404.0	393.0	797.0	36	41	77	6	4	10	10	13	23	24	24	48	8.9	10.4	9.7	16.7	9.8	13.0	5.9	6.1	6.0
" 1921 -	403.0	397.5	800.5	34	53	87	3	2	5	13	23	36	16	19	35	8.4	13.3	10.9	8.8	3.8	5.7	4.0	4.8	4.4
" 1922 -	410.5	403.0	813.5	57	58	115	1	6	7	18	23	41	25	27	52	13.6	14.4	14.1	1.8	10.3	6.1	6.1	6.7	6.4
" 1923 -	432.5	419.5	852.0	69	87	156	2	2	4	24	24	48	12	30	42	16.0	20.7	18.3	2.9	2.3	2.6	2.8	7.2	4.9
" 1924 -	443.0	433.0	876.0	35	47	82	2	4	6	17	18	35	26	29	55	7.9	10.9	9.4	5.7	8.5	7.3	5.9	6.7	6.3
Average of 5 Years -	418.6	409.2	827.8	46	57	103	3	3	6	17	20	37	21	26	47	11.0	13.9	12.4	6.5	5.3	5.8	5.0	6.4	5.7
Year 1925 -	437.0	428.5	865.5	41	32	73	1	...	1	17	11	28	27	26	53	9.4	7.5	8.4	2.4	...	1.4	6.2	6.1	6.1
" 1926 -	433.0	428.5	861.5	25	33	58	2	...	2	9	8	17	16	20	36	5.8	7.7	6.7	8.0	...	3.4	3.7	4.7	4.2
" 1927 -	436.0	438.0	874.0	38	51	89	1	1	2	15	19	34	14	17	31	8.7	11.6	10.2	2.6	2.0	2.2	3.2	3.9	3.5
" 1928 -	444.5	438.0	882.5	48	33	81	1	2	3	18	16	34	20	29	49	10.8	7.5	9.2	2.1	6.1	3.7	4.5	6.6	5.6
" 1929 -	452.0	434.5	886.5	43	51	94	1	...	1	17	16	33	19	28	47	9.5	11.7	10.6	2.3	...	1.1	4.2	6.4	5.3
Average of 5 Years -	440.5	433.5	874.0	39	40	79	1	1	2	15	14	29	19	24	43	8.9	9.2	9.0	2.6	2.5	2.5	4.3	5.5	4.9







TABLE V.—Showing the number of Private and Pauper Lunatics of each Sex in each Royal and District Asylum, Private Asylum, Parochial Asylum, and Licensed Poorhouse in Scotland on 1st January, 1930, and the accommodation in these establishments.

ASYLUM.	Number of Patients.									Accommodation		
	Private.			Pauper.			General Totals.					
	M.	F.	T.	M.	F.	T.	M.	F.	T.	M.	F.	T.
Aberdeen Royal Asylum - - -	136	165	301	231	271	502	367	436	803	404	488	892
Crichton Royal Institution - - -	175	225	400	168	181	349	343	406	749	614	655	1269
Dundee Royal Asylum - - -	19	33	52	...	...	...	19	33	52	25	44	69
*Edinburgh Royal Asylum - - -	229	285	514	80	83	163	309	368	677	419	494	913
Glasgow Royal Asylum - - -	192	207	399	...	2	2	192	209	401	247	296	543
Montrose Royal Asylum - - -	95	100	195	262	281	543	357	381	738	409	408	817
Murray's Royal Asylum - - -	61	66	127	...	...	...	61	66	127	116	106	222
Aberdeen District Asylum - - -	37	...	37	319	345	664	356	345	701	389	388	777
Argyll District Asylum - - -	20	18	38	202	214	416	222	232	454	252	252	504
Ayr District Asylum - - -	33	32	65	286	256	542	319	288	607	328	321	649
Banff District Asylum - - -	6	1	7	100	9	191	106	92	198	125	100	225
Dundee District Asylum - - -	26	...	26	246	300	546	272	300	572	289	300	589
E. Lothian District Asylum - - -	6	9	15	107	127	234	113	136	249	116	144	260
Edinburgh District Asylum - - -	13	9	22	456	459	915	469	468	937	497	538	1035
Fife District Asylum - - -	41	22	63	377	404	781	418	426	844	426	438	864
Gartloch District Asylum - - -	33	...	33	407	363	770	440	363	803	449	380	829
Woodilee District Asylum - - -	40	...	40	604	550	1154	644	550	1194	666	622	1288
Govan District Asylum - - -	52	7	59	442	362	804	494	369	863	499	376	875
Inverness District Asylum - - -	35	...	35	360	355	715	395	355	750	400	369	769
Kirklands Asylum - - -	15	...	15	133	110	243	148	110	258	153	114	267
Lanark District Asylum - - -	70	27	97	615	512	1127	685	539	1224	715	595	1310
Midlothian District Asylum - - -	26	11	37	150	165	315	176	176	352	193	194	387
Moray (or Elgin) District Asylum - - -	9	10	19	58	91	149	67	101	168	71	111	182
Paisley District Asylum - - -	31	19	50	148	106	254	179	125	304	186	138	324
Perth District Asylum - - -	16	6	22	186	210	396	202	216	418	203	224	427
Renfrew District Asylum - - -	21	...	21	187	194	381	208	194	402	208	199	407
Roxburgh District Asylum - - -	21	17	38	154	191	345	175	208	383	217	229	446
Stirling District Asylum - - -	63	18	81	497	408	905	560	426	986	572	463	1035
Totals in Royal and District Asylums -	1,521	1,287	2,808	6,775	6,631	13,406	8,296	7,918	16,214	9,188	8,986	18,174
New Saughton Hall Private Asylum - -	13	31	44	...	...	...	13	31	44	29	46	75
St. Andrews Private Asylum - - -	...	1	1	...	...	...	...	1	...	...	18	19
Totals in Private Asylums - - -	13	32	45	...	...	...	13	32	45	29	64	93
Greenock Parochial Asylum - - - (Lunatic Wards with unrestricted Licence.)	6	...	6	132	115	247	138	115	253	138	115	253
Buchan Poorhouse - - -	...	...	...	21	21	42	21	21	42	26	26	52
Cunninghame Poorhouse - - -	...	...	...	45	41	86	45	41	86	49	50	99
Dumbarton Poorhouse - - -	...	...	...	29	10	39	29	10	39	30	30	60
Dundee East Poorhouse - - -	...	...	...	49	45	94	49	45	94	50	50	100
Govan Poorhouse - - -	...	...	...	105	118	223	105	118	223	110	119	229
Inveresk Poorhouse - - -	...	...	...	14	15	29	14	15	29	16	16	32
Kincardine Poorhouse - - -	...	...	...	20	21	41	20	21	41	21	21	42
Lewis Poorhouse - - -	...	...	...	13	19	32	13	19	32	18	19	37
Linlithgow Poorhouse - - -	...	...	...	16	14	30	16	14	30	18	18	36
Long Island Poorhouse - - -	...	...	...	26	14	40	26	14	40	26	15	41
Old Monkland Poorhouse - - -	...	...	...	25	25	50	25	25	50	25	25	50
Paisley Poorhouse - - -	...	...	...	51	59	110	51	59	110	54	66	120
Perth Poorhouse - - -	...	...	...	20	20	40	20	20	40	20	20	40
Wigtown Poorhouse - - -	...	...	...	21	16	37	21	16	37	21	16	37
Totals in Poorhouses with restricted Licences	...	...	...	455	438	893	455	438	893	484	491	975
GENERAL TOTALS, - - -	1,540	1,319	2,859	7,362	7,184	14,546	8,902	8,503	17,405	9,839	9,656	19,495

\* This Institution is now called the Royal Edinburgh Hospital for Mental Disorders.



APPENDIX.—TABLE VI.

Showing the Number of Pauper Lunatics chargeable to each Lunacy District, who were resident in Establishments\* or in Private Dwellings respectively, on 1st January of each Year from 1921 to 1930.

LUNACY DISTRICTS AND POPULATIONS FOR 1921.	SCOTLAND.		ABERDEEN COUNTY.		ABERDEEN CITY.		ARGYLL.		BANFF.		BUT.		CAITHNESS.		DUMFRIES.		DUNDEE.		EAST LOTHIAN.		EDIN- BURGH.		FIFE AND KINROSS.	
	Estab- lish- ments.	Private Dwellings.	Estab. Priv.	Estab. Priv.	Estab. Priv.	Estab. Priv.	Estab. Priv.	Estab. Priv.	Estab. Priv.	Estab. Priv.	Estab. Priv.	Estab. Priv.	Estab. Priv.	Estab. Priv.	Estab. Priv.	Estab. Priv.	Estab. Priv.	Estab. Priv.	Estab. Priv.	Estab. Priv.	Estab. Priv.	Estab. Priv.	Estab. Priv.	Estab. Priv.
Year 1921 - - - - -	12,704	2,030	546	62	500	42	315	47	563	44	178	44	84	42	344	39	541	55	133	14	1107	206	554	83
" 1922 - - - - -	13,050	1,915	534	62	514	42	307	41	578	38	195	39	86	40	357	40	560	53	138	13	1153	193	562	76
" 1923 - - - - -	13,468	1,818	537	56	560	40	319	39	586	37	191	39	90	39	361	36	600	51	142	13	1182	186	589	81
" 1924 - - - - -	13,590	1,789	561	56	569	38	317	37	613	34	190	35	92	38	363	38	612	49	130	13	1137	219	577	76
" 1925 - - - - -	13,574	1,726	572	51	574	37	318	35	632	35	194	35	87	35	359	38	602	47	129	11	1122	204	598	75
Absolute Annual Average of five years - - - - -	13,277.2	1,855.6	550.0	57.4	541.4	39.8	313.2	39.8	594.4	37.6	189.6	38.4	87.8	38.8	356.8	38.2	583.0	51.0	134.4	12.8	1140.2	201.6	576.0	78.2
Annual Average per 100,000 of Population (calculated on the Populations of 1921) -	272	38	346	36	353	26	410	52	199	13	331	67	310	137	249	27	346	30	283	27	271	48	191	26
Year 1926 - - - - -	13,754	1,691	581	47	579	38	309	35	599	33	194	34	87	34	370	37	598	41	135	11	1128	201	609	72
" 1927 - - - - -	13,894	1,638	573	46	595	37	307	33	599	33	203	32	87	31	358	36	615	39	144	9	1118	196	616	68
" 1928 - - - - -	14,072	1,595	558	45	610	38	302	30	617	31	197	32	86	30	361	37	607	41	139	9	1070	212	662	63
" 1929 - - - - -	14,323	1,554	557	44	633	37	320	28	620	30	207	25	89	30	374	34	614	46	142	8	1079	221	684	61
" 1930 - - - - -	14,546	1,466	550	44	652	35	306	28	617	29	199	24	86	27	374	31	630	43	133	7	1094	210	729	61
Absolute Annual Average of five years - - - - -	14,137.8	1,588.8	563.8	45.2	613.8	37.0	308.8	30.8	610.4	31.2	200.0	29.4	87.0	30.4	367.4	35.0	612.8	42.0	138.6	8.8	1097.8	208.0	660.0	65.0
Annual Average per 100,000 of Population (calculated on the Populations of 1921) -	290	32	355	28	400	24	402	40	204	10	349	51	308	107	256	24	364	25	292	19	261	49	219	22

\* Inmates of Schools for Imbeciles are not included in this Table.



APPENDIX.—TABLE VI.—*continued.*

Showing the Number of Pauper Lunatics chargeable to each Lunacy District, who were resident in Establishments\*  
or in Private Dwellings respectively, on 1st January of each Year from 1921 to 1930.

LUNACY DISTRICTS AND POPULATIONS FOR 1921.	FORFAR AND KINCARDINE		GLASGOW.		GOVAN.		INVERNESS.		LANARK.		MID- LOTHIAN.		MORAY- SHIRE (or ELGIN).		ORKNEY.		PAISLEY.		PERTH.		RENFREW.		ROXBURGH.		SHETLAND.		STIRLING.	
	Estab.	Priv.	Estab.	Priv.	Estab.	Priv.	Estab.	Priv.	Estab.	Priv.	Estab.	Priv.	Estab.	Priv.	Estab.	Priv.	Estab.	Priv.	Estab.	Priv.	Estab.	Priv.	Estab.	Priv.	Estab.	Priv.	Estab.	Priv.
Year 1921	384	45	2045	372	956	126	699	358	1048	70	256	26	120	40	71	23	244	25	353	43	486	45	273	33	62	31	791	104
" 1922	386	43	2131	340	995	125	700	347	1079	64	251	25	119	34	73	22	275	24	340	34	511	43	286	33	64	27	805	107
" 1923	369	39	2225	312	1047	118	703	327	1091	61	272	24	121	33	70	21	274	27	350	27	548	42	300	30	65	27	836	104
" 1924	395	34	2204	309	1044	115	721	307	1123	63	294	26	123	33	70	20	272	28	362	22	561	40	292	28	68	26	842	98
" 1925	397	34	2147	286	1018	118	737	306	1144	62	284	28	131	34	76	20	272	24	350	21	560	35	292	28	72	24	853	96
Absolute Annual Average of five years	386.2	39.0	2150.4	323.8	1012.0	120.4	712.0	329.0	1097.0	64.0	271.4	26.8	122.8	34.8	72.0	21.2	267.4	25.6	351.0	29.4	533.2	41.0	288.6	30.4	66.2	27.0	825.4	101.8
Annual Average per 100,000 of Population (calculated on the Populations of 1921)	290	29	361	54	272	32	396	183	221	13	270	26	295	84	299	88	241	23	279	23	206	16	301	32	259	106	190	23
Year 1926	395	33	2176	271	1067	125	758	308	1161	57	281	27	133	34	77	19	276	26	358	21	571	37	304	27	74	25	880	92
" 1927	378	30	2184	279	1095	121	771	296	1199	54	260	27	137	32	73	16	283	22	366	19	589	38	314	27	78	25	892	87
" 1928	393	29	2255	255	1099	125	777	285	1206	55	263	26	139	32	73	15	296	21	376	19	598	33	313	26	75	23	943	78
" 1929	398	30	2312	236	1152	118	796	279	1221	52	264	27	149	31	77	15	290	22	409	19	604	35	318	24	84	23	973	74
" 1930	391	28	2329	218	1168	106	805	263	1239	51	272	27	143	32	73	14	285	20	403	16	619	33	330	22	73	22	995	70
Absolute Annual Average of five years	391.0	30.0	2251.2	251.8	1116.2	119.0	781.4	286.2	1205.2	53.8	268.0	26.8	140.2	32.2	74.6	15.8	286.0	22.2	382.4	18.8	596.2	35.2	315.8	25.2	76.8	23.6	936.6	80.2
Annual Average per 100,000 of Population (calculated on the Populations of 1921)	294	23	378	42	300	32	434	159	243	11	266	27	337	77	309	66	258	20	305	15	230	14	330	26	301	92	216	18

\* Inmates of Schools for Imbeciles are not included in this Table.



LUNACY DISTRICTS.	Population in 1921.	Number of Pauper Lunatics at 1st January, 1930.			DISPOSAL OF PAUPER LUNATICS.												
					In Establishments.						In Private Dwellings and under sanction of the Board.						
					In Asylums and in Wards of Poorhouse with Unrestricted Licence.						With Relatives and alone.						
					In Wards of Poor- houses with Restricted Licences.						With Strangers.						
M.	F.	T.	M.	F.	T.	M.	F.	T.	M.	F.	T.	M.	F.	T.			
1. Aberdeen County	158,963	272	322	594	228	270	498	25	27	52	11	10	21	8	15	23	1
2. Aberdeen City	153,392	339	348	687	318	334	652	...	...	...	1	5	6	20	9	29	2
3. Argyll	76,862	166	168	334	151	155	306	...	...	...	8	9	17	7	4	11	3
4. Ayr	299,273	341	305	646	286	254	540	39	38	77	10	10	20	6	3	9	4
5. Banff	57,298	116	107	223	104	93	197	1	1	2	4	7	11	7	6	13	5
6. Bute	33,711	18	38	56	17	34	51	...	...	...	1	1	2	...	3	3	6
7. Caithness	28,285	54	59	113	41	44	85	...	...	...	9	11	20	4	3	7	7
8. Dumfries	143,308	190	215	405	167	181	348	11	15	26	7	10	17	5	9	14	8
9. Dundee	168,402	291	382	673	233	305	538	47	45	92	3	3	6	8	29	37	9
10. East Lothian	47,487	61	79	140	56	70	126	2	5	7	2	2	4	1	2	3	10
11. Edinburgh	420,264	624	680	1,304	513	516	1,029	31	34	65	5	5	10	75	125	200	11
12. Fife	300,888	376	414	790	351	378	729	...	...	...	9	10	19	16	26	42	12
13. Forfar and Kincardine	133,090	203	216	419	179	184	363	15	13	28	4	6	10	5	13	18	13
14. Glasgow	596,083	1,299	1,248	2,547	1,230	1,098	2,328	1	...	1	13	18	31	55	132	187	14
15. Govan	372,112	694	580	1,274	519	426	945	105	118	223	4	10	14	66	26	92	15
16. Inverness	179,865	535	533	1,068	366	366	732	39	34	73	90	93	183	40	40	80	16
17. Lanark	496,214	694	596	1,290	646	543	1,189	25	25	50	9	15	24	14	13	27	17
18. Midlothian	100,610	142	157	299	129	138	267	2	3	5	7	13	20	4	3	7	18
19. Morayshire (Elgin)	41,558	67	108	175	55	88	143	...	...	...	5	9	14	7	11	18	19
20. Orkney	24,111	41	46	87	37	36	73	...	...	...	2	7	9	2	3	5	20
21. Paisley	111,060	160	145	305	92	85	177	50	58	108	1	...	1	17	2	19	21
22. Perth	125,503	203	216	419	189	212	401	1	1	2	4	2	6	9	1	10	22
23. Renfrew	259,032	334	318	652	315	303	618	1	...	1	5	3	8	13	12	25	23
24. Roxburgh	95,842	166	186	352	156	174	330	...	...	...	6	8	14	4	4	8	24
25. Shetland	25,520	38	57	95	29	44	73	...	...	...	9	13	22	...	...	...	25
26. Stirling	433,764	593	472	1,065	500	415	915	60	20	80	16	13	29	17	24	41	26
Totals	4,882,497	8,017	7,995	16,012	6,907	6,746	13,653	455	438	893	245	293	538	410	518	928	



## APPENDIX.—TABLE VIII.

The manner in which the Pauper Lunatics chargeable to each District Board, placed on the Register of the Board during 1929, were disposed of, and the changes that have taken place during the year in the disposal of those on the Register on 1st January of that year.

LUNACY DISTRICTS.	No. of Pauper Innates at 1st January, 1929.				Number Intimated during the year.	(A) Disposal of Establishment Patients.*												(B) Disposal of Single Patients.																																																																																																																																																																																																																																																																																																																																																																																																																																																																																																																																																																																																																																																																																																																																																																																																																																																																																																																												
	In Establishments.		In private Dwellings as Single Patients.			Placed in Establishments.				Discharged from Establishments.				Died.	Exempted from Removal of Single Patients Intimated.	Transferred from Establishments.	Removed from Jurisdiction of Board.				Died.																																																																																																																																																																																																																																																																																																																																																																																																																																																																																																																																																																																																																																																																																																																																																																																																																																																																																																																									
	M.	F.	M.	F.		M.	F.	M.	F.	M.	F.	M.	F.				M.	F.	M.	F.		M.	F.																																																																																																																																																																																																																																																																																																																																																																																																																																																																																																																																																																																																																																																																																																																																																																																																																																																																																																																							
																								Of Patients intimated during 1929.	Of Single Patients transferred.	Recovered.	Removal from Poor-Roll or from Jurisdiction of Board.	By Recovery.	By Friends.																																																																																																																																																																																																																																																																																																																																																																																																																																																																																																																																																																																																																																																																																																																																																																																																																																																																																																																	
Aberdeen (County) -	252	305	20	24	35	35	35	35	2	12	12	5	3	20	29	...	...	...	...	...	...	...	...	...	...	...	...	...	...	...	...	...	...	...	...	...	...	...	...	...	...	...	...	...	...	...	...	...	...	...	...	...	...	...	...	...	...	...	...	...	...	...	...	...	...	...	...	...	...	...	...	...	...	...	...	...	...	...	...	...	...	...	...	...	...	...	...	...	...	...	...	...	...	...	...	...	...	...	...	...	...	...	...	...	...	...	...	...	...	...	...	...	...	...	...	...	...	...	...	...	...	...	...	...	...	...	...	...	...	...	...	...	...	...	...	...	...	...	...	...	...	...	...	...	...	...	...	...	...	...	...	...	...	...	...	...	...	...	...	...	...	...	...	...	...	...	...	...	...	...	...	...	...	...	...	...	...	...	...	...	...	...	...	...	...	...	...	...	...	...	...	...	...	...	...	...	...	...	...	...	...	...	...	...	...	...	...	...	...	...	...	...	...	...	...	...	...	...	...	...	...	...	...	...	...	...	...	...	...	...	...	...	...	...	...	...	...	...	...	...	...	...	...	...	...	...	...	...	...	...	...	...	...	...	...	...	...	...	...	...	...	...	...	...	...	...	...	...	...	...	...	...	...	...	...	...	...	...	...	...	...	...	...	...	...	...	...	...	...	...	...	...	...	...	...	...	...	...	...	...	...	...	...	...	...	...	...	...	...	...	...	...	...	...	...	...	...	...	...	...	...	...	...	...	...	...	...	...	...	...	...	...	...	...	...	...	...	...	...	...	...	...	...	...	...	...	...	...	...	...	...	...	...	...	...	...	...	...	...	...	...	...	...	...	...	...	...	...	...	...	...	...	...	...	...	...	...	...	...	...	...	...	...	...	...	...	...	...	...	...	...	...	...	...	...	...	...	...	...	...	...	...	...	...	...	...	...	...	...	...	...	...	...	...	...	...	...	...	...	...	...	...	...	...	...	...	...	...	...	...	...	...	...	...	...	...	...	...	...	...	...	...	...	...	...	...	...	...	...	...	...	...	...	...	...	...	...	...	...	...	...	...	...	...	...	...	...	...	...	...	...	...	...	...	...	...	...	...	...	...	...	...	...	...	...	...	...	...	...	...	...	...	...	...	...	...	...	...	...	...	...	...	...	...	...	...	...	...	...	...	...	...	...	...	...	...	...	...	...	...	...	...	...	...	...	...	...	...	...	...	...	...	...	...	...	...	...	...	...	...	...	...	...	...	...	...	...	...	...	...	...	...	...	...	...	...	...	...	...	...	...	...	...	...	...	...	...	...	...	...	...	...	...	...	...	...	...	...	...	...	...	...	...	...	...	...	...	...	...	...	...	...	...	...	...	...	...	...	...	...	...	...	...	...	...	...	...	...	...	...	...	...	...	...	...	...	...	...	...	...	...	...	...	...	...	...	...	...	...	...	...	...	...	...	...	...	...	...	...	...	...	...	...	...	...	...	...	...	...	...	...	...	...	...	...	...	...	...	...	...	...	...	...	...	...	...	...	...	...	...	...	...	...	...	...	...	...	...	...	...	...	...	...	...	...	...	...	...	...	...	...	...	...	...	...	...	...	...	...	...	...	...	...	...	...	...	...	...	...	...	...	...	...	...	...	...	...	...	...	...	...	...	...	...	...	...	...	...	...	...	...	...	...	...	...	...	...	...	...	...	...	...	...	...	...	...	...	...	...	...	...	...	...	...	...	...	...	...	...	...	...	...	...	...	...	...	...	...	...	...	...	...	...	...	...	...	...	...	...	...	...	...	...	...	...	...	...	...	...	...	...	...	...	...	...	...	...	...	...	...	...	...	...	...	...	...	...	...	...	...	...	...	...	...	...	...	...	...	...	...	...	...	...	...	...	...	...	...	...	...	...	...	...	...	...	...	...	...	...	...	...	...	...	...	...	...	...	...	...	...	...	...	...	...	...	...	...	...	...	...	...	...	...	...	...	...	...	...	...	...	...	...	...	...	...	...	...	...	...	...	...	...	...	...	...	...	...	...	...	...	...	...	...	...	...	...	...	...	...	...	...	...	...	...	...	...	...	...	...	...</

\* Inmates of Schools for Imbeciles are not included in this Table.



## APPENDIX.—TABLE IX.

Return exhibiting the Number of Orders granted by the Sheriffs for Admission of Lunatics into any Public, Private, District or Parochial Asylum or House, stating the Asylum or House to which such Order was sent, during the Year ended 31st December, 1929.

Orders granted by the Sheriffs of the County of	For the Admission of Patients into the Asylum or House of	No. of Orders Granted	Total.
1. Aberdeen - -	Royal Asylum, Aberdeen - - - -	156	270
	District Asylum, Aberdeen - - - -	114	
2. Argyll - -	District Asylum, Argyll - - - -	44	45
	Do. Stirling - - - -	1	
3. Ayr - - -	District Asylum, Ayr - - - -	156	156
4. Banff - - -	District Asylum, Banff - - - -	17	
5. Berwick - -	District Asylum, Roxburgh - - - -	2	2
6. Bute - - -	Royal Asylum, Montrose - - - -	1	
	District Asylum, Argyll - - - -	5	8
	Do. Govan - - - -	1	
	Do. Paisley - - - -	1	
7. Caithness - -	Royal Asylum, Aberdeen - - - -	1	9
	Do. Montrose - - - -	8	
8. Clackmannan -	District Asylum, Stirling - - - -	9	9
9. Dumbarton - -	District Asylum, Stirling - - - -	7	
10. Dumfries - -	Crichton Royal Institution, Dumfries - - - -	156	156
11. East Lothian -	District Asylum, East Lothian - - - -	16	
12. Edinburgh (Midlothian)	Royal Edinburgh Hospital for Mental Disorders -	51	343
	District Asylum, Edinburgh - - - -	233	
	Do. Midlothian - - - -	49	
	Do. Perth - - - -	1	
	Do. Stirling - - - -	1	
	Private Asylum, New Saughton Hall - - - -	8	
13. Fife - - -	District Asylum, Fife - - - -	163	187
14. Forfar* - -	Royal Edinburgh Hospital for Mental Disorders -	1	
	Royal Asylum, Dundee - - - -	10	
	Do. Montrose - - - -	102	
	District Asylum, Ayr - - - -	1	
	Do. Dundee - - - -	67	
	Do. Fife - - - -	4	
	Do. Midlothian - - - -	1	
	Do. Roxburgh - - - -	1	
15. Inverness - -	Royal Edinburgh Hospital for Mental Disorders -	1	105
	District Asylum, Inverness - - - -	104	
16. Kincardine -	Royal Asylum, Aberdeen - - - -	3	6
	Do. Montrose - - - -	2	
	District Asylum, Banff - - - -	1	2
17. Kinross - -	District Asylum, Fife - - - -	2	
18. Kirkcudbright -	Crichton Royal Institution, Dumfries - - - -	8	8
	Carry forward - -		1,509



APPENDIX.—TABLE IX.—*continued.*

Orders granted by the Sheriffs of the County of	For the Admission of Patients into the Asylum or House of	No. of Orders Granted	Total.
	Brought forward - -		1,509
19. Lanark - -	Crichton Royal Institution, Dumfries - -	4	
	Royal Asylum, Glasgow - - - -	65	
	Do. Montrose - - - -	1	
	District Asylum, Aberdeen - - - -	1	
	Do. A-gyll - - - -	33	
	Do. Ayr - - - -	2	
	Do. Dundee - - - -	14	
	Do. East Lothian - - - -	4	
	Do. Edinburgh - - - -	1	
	Do. Fife - - - -	1	
	Do. Glasgow (Gartloch) - - - -	115	
	Do. Do. (Woodilee) - - - -	157	
	Do. Govan - - - -	191	
	Kirklands Asylum, Bothwell - - - -	34	
	District Asylum, Lanark - - - -	204	
	Do. Midlothian - - - -	17	
	Do. Morayshire - - - -	1	
	Do. Paisley - - - -	44	
	Do. Perth - - - -	1	
	Do. Renfrew - - - -	43	
	Do. Stirling - - - -	8	
			941
20. Moray - -	District Asylum, Morayshire - - - -	31	31
21. Nairn - -	District Asylum, Inverness - - - -	1	1
22. Orkney - -	Royal Edinburgh Hospital for Mental Disorders - -	9	9
23. Peebles - -	District Asylum, Midlothian - - - -	2	2
24. Perth - -	Royal Asylum, Montrose - - - -	1	
	Do. Perth - - - -	25	
	District Asylum, Fife - - - -	1	
	Do. Midlothian - - - -	1	
	Do. Perth - - - -	67	
			95
25. Renfrew -	Crichton Royal Institution, Dumfries - -	1	
	Royal Asylum, Glasgow - - - -	2	
	District Asylum, Govan - - - -	2	
	Do. Paisley - - - -	90	
	Do. Renfrew - - - -	46	
	Parochial Asylum, Greenock - - - -	55	
			196
26. Ross - -	District Asylum, Inverness - - - -	15	15
27. Roxburgh - -	District Asylum, Roxburgh - - - -	57	57
28. Selkirk - -	- - - - -	...	...
29. Shetland - -	Royal Asylum Aberdeen - - - -	1	
	Do. Montrose - - - -	8	
			9
30. Stirling - -	Royal Asylum, Montrose - - - -	1	
	District Asylum, Stirling - - - -	225	
			226
31. Sutherland - -	District Asylum, Inverness - - - -	1	1
32. West Lothian - -	District Asylum, Midlothian - - - -	1	
	Do. Stirling - - - -	1	
			2
32. Wigtown - -	Crichton Royal Institution, Dumfries - -	12	12
	TOTAL - -		3,106



Average Number of Patients Resident, and the Results of Treatment in each Asylum or other Establishment, for the Year 1929.

## (a) Royal and District Asylums.

ROYAL AND DISTRICT ASYLUMS.			Average Number Resident.		Admissions (including Transfers).		Recoveries.		Discharges not Recovered (including Transfers).		Deaths.		Proportion of Recoveries per cent. on Admissions.		Proportion of Deaths per cent. on Average Number Resident.		
			M.	F.	M.	F.	M.	F.	M.	F.	M.	F.	M.	F.	M.	F.	
1. Aberdeen Royal Asylum	...	...	135.5	164.5	37	41	11	8	11	16	15	19	29.7	19.5	11.1	11.6	1
2. Aberdeen District Asylum	...	...	229.5	277.0	46	42	13	13	9	8	20	30	28.3	31.0	8.7	10.8	2
3. Argyll District Asylum	...	...	365.0	441.5	83	83	24	21	20	24	35	49	28.9	25.3	9.6	11.1	3
4. AY District Asylum	...	...	350.5	342.0	67	57	21	18	6	8	29	25	31.3	31.6	8.3	7.3	4
5. Banff District Asylum	...	...	215.5	226.5	61	46	11	9	4	...	33	26	18.0	19.6	15.3	11.5	5
6. Orkney Royal Institution, Dumfries	...	...	320.0	286.0	79	86	22	38	7	...	52	36	27.8	44.2	16.3	12.6	6
7. Dundee Royal Asylum	...	...	108.5	94.0	7	16	3	10	2	4	7	6	42.9	62.5	6.5	6.4	7
8. Dundee District Asylum	...	...	173.0	226.0	35	65	5	19	7	17	21	34	14.3	29.2	12.1	15.0	8
9. East Lothian District Asylum	...	...	169.5	179.0	40	49	8	12	6	4	27	26	20.0	24.5	15.9	14.5	9
10. * Edinburgh Royal Asylum	...	...	342.5	405.0	75	114	13	31	13	21	48	60	17.3	27.2	14.0	14.8	10
11. Edinburgh District Asylum	...	...	18.0	33.5	3	7	...	...	1	...	...	8	...	...	...	23.9	11
12. Fife District Asylum	...	...	268.0	294.5	43	44	13	19	6	4	16	10	30.2	43.2	6.0	3.4	12
13. Glasgow Royal Asylum	...	...	112.0	136.5	20	16	8	4	2	4	8	9	40.0	25.0	7.1	6.6	13
14. Glasgow District Asylum, Gartloch	...	...	235.0	292.0	27	30	7	7	11	9	19	25	25.9	23.3	8.1	8.6	14
15. Glasgow District Asylum, Woodlee	...	...	80.5	83.5	6	3	2	3	4	1	3	4	33.3	75.0	3.7	4.8	15
16. Govan District Asylum	...	...	315.5	375.5	33	34	9	10	15	10	22	29	27.3	29.4	7.0	7.7	16
17. Inverness District Asylum	...	...	466.5	462.0	124	141	46	55	27	27	46	47	37.1	39.0	9.9	10.2	17
18. Kirkcaldy Asylum at Bothwell	...	...	413.5	425.5	92	93	28	29	29	33	26	30	30.4	31.2	6.3	7.1	18
19. Lanark District Asylum	...	...	194.5	214.5	22	46	8	15	8	16	11	26	36.4	32.6	5.7	12.1	19
20. Midlothian District Asylum	...	...	442.0	368.0	57	66	15	21	11	18	35	37	26.3	31.8	7.9	10.1	20
21. Montrose Royal Asylum	...	...	644.0	554.0	75	91	23	29	14	13	38	57	30.7	31.9	5.9	10.3	21
22. Moray District Asylum	...	...	494.0	358.0	99	106	27	45	25	28	46	31	27.3	42.5	9.3	8.4	22
23. Paisley District Asylum	...	...	391.5	357.0	65	62	20	21	15	9	23	36	30.8	33.9	5.9	10.1	23
24. Murray's Royal Asylum, Perth	...	...	146.5	111.5	18	18	4	9	2	2	9	10	22.2	50.0	6.1	9.0	24
25. Perth District Asylum	...	...	681.5	540.0	119	95	35	46	16	7	61	44	29.4	48.4	9.0	8.1	25
26. Renfrew District Asylum	...	...	171.5	171.0	39	39	6	10	9	9	15	10	15.4	25.6	8.7	5.8	26
27. Roxburgh District Asylum	...	...	96.0	99.0	15	16	6	3	3	5	10	8	40.0	18.8	10.4	8.1	27
28. Stirling District Asylum	...	...	264.5	288.5	51	51	10	20	6	8	38	36	19.6	39.2	14.4	12.5	28
General Results	...	...	360.5	387.5	66	67	16	23	9	13	48	44	24.2	24.3	13.3	11.4	
	...	...	66.5	102.0	17	18	7	2	4	6	5	12	41.2	11.1	7.5	11.8	
	...	...	168.5	127.5	85	61	38	32	7	17	19	17	44.7	52.5	11.3	13.3	
	...	...	63.0	65.0	12	15	6	4	3	5	7	4	50.0	26.7	11.1	6.2	
	...	...	202.0	217.5	38	44	12	14	5	4	21	29	31.6	31.8	10.4	13.3	
	...	...	207.0	190.5	51	45	25	15	5	6	19	17	49.0	33.3	9.2	8.9	
	...	...	167.0	205.0	38	29	7	6	...	3	15	14	18.4	20.7	9.0	6.8	
	...	...	550.5	425.0	152	129	58	59	20	17	55	51	38.2	45.7	10.0	12.0	
	...	...	8246.0	7926.5	1640	1668	505	595	286	316	749	774	30.8	35.7	9.1	9.8	

\* This Institution is now called The Royal Edinburgh Hospital for Mental Disorders.



APPENDIX.—TABLE X.—*continued.*

Average Number of Patients Resident, and the Results of Treatment in each Asylum or other Establishment, for the Year 1929.

(b) *Private Asylums.*

Private Asylums.	Average Number Resident.		Admissions (including Transfers).		Recoveries.		Discharges not Recovered (including Transfers).		Deaths.		Proportion of Recoveries per cent. on Admissions.		Proportion of Deaths per cent. on Average Number Resident.	
	M.	F.	M.	F.	M.	F.	M.	F.	M.	F.	M.	F.	M.	F.
New Saughton Hall -	14.0	28.5	1	9	...	...	...	...	3	4	...	...	21.4	14.0
St. Andrews - -	...	1.0	...	...	...	...	...	...	...	...	...	...	...	...
General Results -	14.0	29.5	1	9	...	...	...	...	3	4	...	...	21.4	13.6

(c) *Parochial Asylum.*

(Lunatic Wards of Poorhouse with Unrestricted Licence.)

Parochial Asylum.	Average Number Resident.		Admissions (including Transfers).		Recoveries.		Discharges not Recovered (including Transfers).		Deaths.		Proportion of Recoveries per cent. on Admissions.		Proportion of Deaths per cent. on Average Number Resident.	
	M.	F.	M.	F.	M.	F.	M.	F.	M.	F.	M.	F.	M.	F.
Greenock - -	133.0	114.0	32	26	10	16	3	3	9	5	31.3	61.5	6.8	4.4



APPENDIX.—TABLE X.—*continued.*

Average Number of Patients Resident, and the Results of Treatment in each Asylum or other Establishment, for the Year 1929.

(d) *Lunatic Wards of Poorhouses with Restricted Licences.*

Lunatic Wards of Poorhouses.	Average Number Resident.		Admissions (including Transfers).		Recoveries.		Discharges not Recovered (including Transfers).		Deaths.		Proportion of Recoveries per cent. on Admissions.		Proportion of Deaths per cent. on Average Number Resident.	
	M.	F.	M.	F.	M.	F.	M.	F.	M.	F.	M.	F.	M.	F.
1. Buchan - (New Maud).	20.0	20.0	3	2	-	-	1	-	-	-	-	-	-	-
2. Cunninghame - (Irvine).	46.0	42.0	1	1	-	-	2	-	1	3	-	-	2.2	7.1
3. Dumbarton -	28.5	12.0	5	-	-	-	4	3	-	1	-	-	-	8.3
4. Dundee (East) -	49.5	47.0	6	2	-	-	1	2	6	4	-	-	12.1	8.5
5. Govan (Glasgow) -	104.0	110.0	7	24	-	-	1	2	4	6	-	-	3.8	5.5
6. Inveresk - (Musselburgh).	14.0	15.5	3	1	-	-	1	1	2	1	-	-	14.3	6.5
7. Kincardine - (Stonehaven).	19.5	21.0	2	4	-	-	1	3	-	1	-	-	-	4.8
8. Lewis -	13.5	18.5	-	1	-	-	-	-	1	-	-	-	7.4	-
9. Linlithgow -	14.5	15.0	5	-	-	-	2	-	-	2	-	-	-	13.3
10. Long Island -	26.5	14.5	-	2	-	-	1	2	-	1	-	-	-	6.9
11. Old Monkland -	24.0	25.0	2	1	-	-	-	1	-	-	-	-	-	-
12. Paisley -	51.0	58.0	6	13	-	-	2	2	4	9	-	-	7.8	15.5
13. Perth -	20.0	20.0	1	-	-	-	1	-	-	-	-	-	-	-
14. Wigtown - (Stranraer).	21.0	16.0	2	-	1	-	-	-	1	-	50.0	-	4.8	-
General Results,	452.0	434.5	43	51	1	-	17	16	19	28	2.3	-	4.2	6.4

## APPENDIX.—TABLE XI.

Return exhibiting the Number of Licences granted by the Board for the Continuance, Establishment, or Renewal of Private Asylums, Lunatic Wards of Poorhouses, and Institutions for Mental Defectives during the Year ended 31st December, 1929.

Name.	Number of Licences granted for Continuance or Renewal.	Number of Licences granted for Establishment.	Total.
1. Private Asylums	2	...	2
2. Lunatic Wards of Poorhouses	14	...	14
3. Institutions for Mental Defectives	11	2	13
TOTAL	27	2	29



## APPENDIX

## Classification of all Recorded Causes of Death of Private Patients

(a)

ESTABLISHMENTS.	Average Number Resident.		Total Number of Deaths.		1. General Paralysis of the Insane and Syphilitic Affections of Brain.		2. General Diseases of the Brain.		3. Epilepsy and Convulsions.		4. Exhaustion from Acute Mental Affections not caused by Nervous Diseases otherwise designated.		5. Diseases of the Spinal Cord and Nervous System.		Deaths from all Causes.
	M.	F.	M.	F.	M.	F.	M.	F.	M.	F.	M.	F.	M.	F.	M.
Aberdeen Royal -	135.5	164.5	15	19	1	2	1	1	...	3	3	4	...	...	9
Crichton Royal -	173.0	226.0	21	34	...	...	1	2	1	1	...	4	1	...	6
Dundee Royal -	18.0	33.5	...	8	...	...	...	1	...	...	...	1	...	...	...
*Edinburgh Royal -	235.0	292.0	19	25	...	...	5	4	...	...	...	1	...	...	13
Glasgow Royal -	194.5	214.5	11	26	1	...	2	...	...	...	...	...	...	...	5
Montrose Royal -	96.0	99.0	10	8	2	...	4	2	...	1	...	1	1	...	4
Murray's Royal -	63.0	65.0	7	4	...	...	2	...	...	...	...	...	1	...	4

(b) Private Patients

New Saughton Hall	14.0	28.5	3	4	...	...	1	...	...	...	...	...	...	...	1
St. Andrew's, Hawick	...	1.0	...	...	...	...	...	...	...	...	...	...	...	...	...
TOTAL -	929.0	1124.0	86	128	4	2	16	10	1	5	3	11	3	...	42

\* This Institution is now called the Royal Edinburgh Hospital for Mental Disorders.



## XII. (i.).

Admitted in Asylums and other Establishments in the Year 1929.

8.

8. Bronchitis, Pleurisy and other forms of Pul- monary Disease.		9. Diseases of the Ali- mentary Glandular and Genito- Urinary Systems.		10. Dysentery (Colitis), Diarrhoea, and Infective Enteritis.		11. Erysipelas, Abscess, Pyæmia, Septic- æmia, and Cellulitis.		12. In- fluenza.		13. Typhoid and other Infectious and Contagious Diseases.		14. Cancer, Carcinoma, Sarcoma, Malignant Diseases, <i>excluding</i> Malignant Diseases of the Brain.		15. Tuber- culosis and Pul- monary Phthisis.		16. Atrophy, Debility, and Old Age.		17. Suicides and Acci- dents.	
M.	F.	M.	F.	M.	F.	M.	F.	M.	F.	M.	F.	M.	F.	M.	F.	M.	F.	M.	F.
...	1	1	1	...	1	1	...	...	1	...	...	...	...	1	...	...	...	*1	...
1	3	2	3	1	...	1	...	2	8	...	...	1	...	1	...	6	12	1	...
...	...	...	...	...	...	...	1	...	...	...	...	...	1	...	...	...	5	...	1
2	6	2	6	...	...	...	...	2	4	...	...	...	...	...	2	2	4	1	...
3	2	2	5	...	...	...	...	1	...	...	...	...	3	1	1	1	8	...	...
...	...	...	...	...	...	...	...	...	...	...	...	...	...	...	...	2	4	...	...
...	...	2	1	...	...	...	...	...	...	...	...	...	...	...	...	2	...	...	...
...	1	1	1	1	...	1	...	...	...	...	...	...	...	...	...	...	2	...	...
...	...	...	...	...	...	...	...	...	...	...	...	...	...	...	...	...	...	...	...
6	13	10	17	2	1	3	1	5	13	...	...	1	4	3	3	11	37	3	1

Attempted suicide prior to Admission.



## APPENDIX

## Classification of all Recorded Causes of Death of Pauper Patients

(a) Royal Asylum

ESTABLISHMENTS.	Average Number Resident.		Total Number of Deaths.		1. General Paralysis of the Insane and Syphilitic Affections of the Brain.		2. General Diseases of the Brain.		3. Epilepsy and Convulsions.		4. Exhaustion from Acute Mental Affections not caused by Nervous Diseases otherwise designated.		5. Diseases of the Spinal Cord and Nervous System.		6. Diseases of the Heart and Blood Vessels.	
	M.	F.	M.	F.	M.	F.	M.	F.	M.	F.	M.	F.	M.	F.	M.	F.
Aberdeen Royal - - -	229.5	277.0	20	30	1	...	1	2	...	1	...	5	1	1	12	...
Aberdeen District - - -	350.5	342.0	29	25	9	...	6	5	...	2	...	5	1	...	14	...
Argyll District - - -	215.5	226.5	33	26	2	1	4	3	...	2	...	...	1	1	25	...
Ayr District - - -	320.0	286.0	52	36	11	3	19	13	4	2	3	2	...	...	19	1
Banff District - - -	108.5	94.0	7	6	...	...	...	...	1	...	...	4	...	...	4	...
Orichton Royal - - -	169.5	179.0	27	26	1	...	4	4	1	1	3	...	...	...	8	...
Dundee District - - -	268.0	294.5	16	10	7	...	3	3	...	1	...	...	...	...	3	...
East Lothian District - -	112.0	136.5	8	9	...	...	2	2	...	...	1	...	...	...	2	...
*Edinburgh Royal - - -	80.5	83.5	3	4	...	...	1	...	...	...	...	...	...	...	3	...
Edinburgh District - - -	466.5	462.0	46	47	6	1	10	9	7	2	...	...	...	1	25	2
Fife District - - -	413.5	425.5	26	30	2	...	6	2	...	...	...	1	...	...	12	1
Glasgow District (Gartloch) -	442.0	368.0	35	37	9	6	8	7	2	2	3	3	1	...	7	...
Glasgow District (Woodilee) -	644.0	554.0	38	57	2	1	19	15	4	5	1	6	...	1	24	2
Govan District - - -	494.0	368.0	46	31	9	2	6	4	4	...	5	2	...	1	9	1
Inverness District - - -	391.5	357.0	23	36	4	...	8	15	1	...	2	6	...	1	2	...
Kirklands Asylum - - -	146.5	111.5	9	10	2	...	4	1	...	2	...	...	...	...	4	...
Lanark District - - -	681.5	540.0	61	44	8	2	7	6	4	2	...	1	1	...	31	1
Midlothian District - - -	171.5	171.0	15	10	3	...	5	1	1	1	1	1	...	...	4	...
Montrose Royal - - -	264.5	288.5	38	36	1	...	5	...	2	2	...	...	...	3	25	2
Morayshire District - - -	66.5	102.0	5	12	...	...	3	...	1	1	...	...	...	1	...	...
Paisley District - - -	168.5	127.5	19	17	5	...	2	...	1	2	2	4	1	...	6	...
Perth District - - -	202.0	217.5	21	29	...	...	2	3	1	1	2	3	...	...	2	...
Renfrew District - - -	207.0	190.5	19	17	1	2	6	4	1	...	1	2	...	...	10	...
Roxburgh District - - -	167.0	205.0	15	14	1	...	5	10	...	...	2	...	...	...	5	...
Stirling District - - -	550.5	425.0	55	51	1	...	13	12	4	3	1	1	1	...	29	1

## (b) Parochial Asylum.—Lunatic Wards

Greenock Parochial - - -	133.0	114.0	9	5	2	...	1	2	...	1	...	...	...	...	3	...
--------------------------	-------	-------	---	---	---	-----	---	---	-----	---	-----	-----	-----	-----	---	-----

## (c) Lunatic Wards of Poorhouses

Buchan - - -	20.0	20.0	...	...	...	...	...	...	...	...	...	...	...	...	...	...
Cunninghame - - -	46.0	42.0	1	3	...	...	...	...	...	2	...	...	...	...	1	...
Dumbarton - - -	28.5	12.0	...	1	...	...	...	...	...	...	...	...	...	...	...	...
Dundee, East - - -	49.5	47.0	6	4	...	...	...	...	...	...	...	...	...	...	4	...
Govan - - -	104.0	110.0	4	6	...	...	2	1	...	...	...	...	...	...	1	...
Inveresk - - -	14.0	15.5	2	1	...	...	1	...	...	...	...	...	...	...	1	...
Kincardine - - -	19.5	21.0	...	1	...	...	...	1	...	...	...	...	...	...	...	...
Lewis - - -	13.5	18.5	1	...	...	...	...	...	...	...	...	...	...	...	...	...
Linlithgow - - -	14.5	15.0	...	2	...	...	...	1	...	...	...	...	...	...	...	...
Long Island - - -	26.5	14.5	...	1	...	...	...	...	...	...	...	...	...	...	...	...
Old Monkland - - -	24.0	25.0	...	...	...	...	...	...	...	...	...	...	...	...	...	...
Paisley - - -	51.0	58.0	4	9	...	...	...	...	...	...	...	...	...	...	2	...
Perth - - -	20.0	20.0	...	...	...	...	...	...	...	...	...	...	...	...	...	...
Wigtown - - -	21.0	16.0	1	...	...	...	...	...	...	...	...	...	...	...	1	...
Pauper Patients - - -	7916.0	7380.5	694	683	87	18	153	128	39	33	29	46	7	9	299	270
Private Patients - - -	929.0	1124.0	86	128	4	2	16	10	1	5	3	11	3	...	42	54
TOTALS - - -	8845.0	8504.5	780	811	91	20	169	138	40	38	32	57	10	9	341	324

\* This Institution is now called the Royal Edinburgh Hospital for Mental Disorders.



## XII.—(ii.).

ed in Asylums and other Establishments in the Year 1929.

*Asylums.*

P. a.	8.		9.		10.		11.		12.		13.		14.		15.		16.		17.	
	Bronchitis, Pleurisy and other forms of Pulmonary Disease.		Diseases of the Alimentary, Glandular and Genito-Urinary Systems.		Dysentery (Colitis), Diarrhoea and Infective Enteritis.		Erysipelas, Abscess, Pyæmia, Septicæmia, and Cellulitis.		Influenza.		Typhoid and other Infectious and Contagious Diseases.		Cancer, Carcinoma, Sarcoma, Malignant Diseases, excluding Malignant Diseases of the Brain.		Tuberculosis and Pulmonary Phthisis.		Atrophy, Debility, and Old Age.		Suicides and Accidents.	
	M.	F.	M.	F.	M.	F.	M.	F.	M.	F.	M.	F.	M.	F.	M.	F.	M.	F.	M.	F.
5	...	2	...	...	...	...	1	1	...	5	...	...	...	3	4	6	...	1	...	...
2	...	2	1	2	...	1	3	...	2	...	...	2	2	1	2	2	2	...	...	...
3	10	10	13	11	1	1	1	...	8	5	1	...	...	3	2	1	1	5	...	...
...	1	...	13	6	...	...	1	...	...	...	...	...	2	4	3	10	13	*1	...	...
...	1	...	1	1	...	...	1	...	...	...	1	...	...	1	1	...	...	†1	...	...
6	3	2	1	1	...	...	1	...	1	8	...	...	1	2	3	4	7	9	...	1
...	...	1	1	...	...	...	...	...	...	...	...	...	1	2	1	1	...	1	...	...
3	...	2	...	2	...	...	...	...	...	...	...	...	1	...	...	...	2	2	...	...
...	1	1	1	1	...	...	...	...	1	...	...	...	...	...	1	...	...	...	...	...
7	1	8	3	4	...	...	2	3	1	5	...	...	3	...	10	12	1	...	*1	...
9	3	1	1	...	...	...	1	1	...	1	...	...	...	2	6	7	7	3	...	...
14	...	4	3	4	...	2	1	...	1	1	...	...	3	2	6	2	3	11	...	...
10	3	9	...	3	...	...	4	1	11	...	1	1	3	1	3	12	12	1	...	...
11	5	4	4	4	...	1	1	...	1	1	...	...	1	7	5	7	7	1	...	...
1	3	...	...	1	...	...	1	1	...	...	...	...	...	8	11	8	14	...	...	...
1	...	2	1	2	...	...	...	...	2	...	...	...	...	...	2	3	1	...	...	...
8	5	3	4	3	...	...	2	2	1	2	...	...	1	3	14	4	3	8	1	...
1	...	...	2	1	...	...	...	...	...	...	...	...	1	...	1	5	4	...	...	...
5	4	3	3	...	...	...	1	...	...	...	...	...	2	2	1	12	22	...	...	...
...	2	...	...	...	...	2	1	...	1	...	1	...	1	...	1	1	5	...	...	...
2	2	...	...	3	...	1	...	...	2	3	...	...	1	...	2	3	3	...	1	...
2	...	...	2	2	...	...	1	...	3	2	...	...	...	2	1	8	15	...	...	...
3	1	...	3	3	...	...	...	...	1	...	...	...	1	1	3	4	2	...	...	...
1	1	6	4	...	...	...	...	...	3	...	...	...	...	...	...	5	9	1	...	...
9	2	2	4	3	...	...	1	...	...	...	...	...	3	2	3	2	12	14	...	...

house with Unrestricted Licence.

...	...	1	2	1	...	...	...	...	...	...	...	...	...	...	...	...	1	...	...	...
-----	-----	---	---	---	-----	-----	-----	-----	-----	-----	-----	-----	-----	-----	-----	-----	---	-----	-----	-----

*Restricted Licences.*

...	...	1	...	...	...	...	...	...	...	...	...	...	...	...	...	...	1	...	...	...
1	...	...	...	...	...	...	...	...	...	...	...	...	...	...	...	...	...	...	...	...
3	1	2	...	...	...	...	...	...	...	...	...	...	...	...	...	...	1	1	...	...
1	1	1	...	1	...	...	...	1	...	...	...	1	...	...	...	...	1	1	...	...
...	...	...	...	...	...	...	...	...	...	...	...	...	...	...	...	...	...	1	...	...
...	1	...	...	...	...	...	...	1	...	...	...	...	...	...	...	...	...	...	...	...
...	2	...	...	...	...	...	...	...	1	...	...	...	...	...	...	...	...	...	...	...
...	...	...	...	...	...	...	...	...	...	...	...	...	1	...	...	...	...	...	...	...
2	1	1	...	...	...	...	...	...	2	...	...	1	1	...	1	1	4	...	...	...
...	1	...	...	...	...	...	...	...	...	...	...	...	...	...	...	...	...	...	...	...
0	51	72	67	59	1	8	18	12	22	56	3	2	21	31	75	77	120	175	10	2
3	6	13	10	17	2	1	3	1	5	13	...	...	1	4	3	3	11	37	3	1
3	57	85	77	76	3	9	21	13	27	69	3	2	22	35	78	80	131	212	13	3

apted suicide prior to admission.

tent prior to admission.



## APPENDIX—

## Return of Expenditure for each Lunacy District on Account of

LUNACY DISTRICTS.	Expenditure for Maintenance of Patients														
	In Royal Asylums.			In District Asylums.			In Parochial Asylum.			In Lunatic Wards of Poorhouses.			In Training Schools for Imbecile Children.		
	£	s.	d.	£	s.	d.	£	s.	d.	£	s.	d.	£	s.	d.
1. Aberdeen County.	27,295	5	6	1,035	6	4	...			1,537	19	2	22	0	0
2. Aberdeen City.	297	7	10	29,697	15	2	...			...			...		
3. Argyll -	...			14,653	6	10	...			...			...		
4. Ayr -	...			22,741	9	8	...			3,419	14	0	91	5	0
5. Banff -	317	19	10	7,597	8	0	...			52	19	0	...		
6. Bute -	...			2,583	7	0	...			...			...		
7. Caithness -	3,526	5	8	168	2	10	...			...			...		
8. Dumfries -	17,690	12	2	66	17	6	...			890	2	6	45	12	6
9. Dundee -	1,102	1	0	23,739	19	3	8	18	7	4,295	1	8	...		
10. East Lothian	110	0	0	5,875	3	4	...			244	3	8	45	2	0
11. Edinburgh -	4,897	8	2	60,200	18	2	...			2,914	18	0	...		
12. Fife -	...			32,727	13	9	...			...			50	3	8
13. Forfar and Kincardine.	14,361	12	4	660	11	4	...			990	18	4	...		
14. Glasgow -	...			128,592	9	10	...			...			...		
15. Govan -	7	8	11	46,400	10	0	...			8,536	10	0	...		
16. Inverness -	182	0	0	37,937	2	6	...			3,664	11	0	...		
17. Lanark -	85	3	4	55,776	3	8	...			2,284	1	6	...		
18. Midlothian -	...			12,271	7	4	...			219	12	0	...		
19. Moray (or Elgin)	232	13	6	7,134	14	7	...			...			45	12	6
20. Orkney -	3,956	14	8	347	1	8	...			...			...		
21. Paisley -	...			10,203	11	6	...			5,151	18	10	...		
22. Perth -	116	15	10	17,585	18	2	...			88	7	10	...		
23. Renfrew -	...			22,262	10	11	16,192	1	7	...			...		
24. Roxburgh -	...			16,443	16	6	...			...			...		
25. Shetland -	3,129	16	2	227	11	0	...			...			...		
26. Stirling -	8	12	0	46,995	19	10	...			2,875	2	8	45	12	6
TOTALS -	77,317	16	11	603,926	16	8	16,201	0	2	37,166	0	2	345	8	2



TABLE XIII.

Pauper Lunatics during the Year ended 15th May, 1929.

During the Year.		Total Expenditure.	Amount of foregoing Expenditure contributed by Relatives, or derived from sources <i>other than Government Grant.</i>	Amount of foregoing Expenditure contributed by Government.	
In Private Dwellings.	Extra Expenditure for Certificates of Lunacy, Trial, etc., of Dangerous Lunatics, Transport of Patients, etc., etc.				
£ s. d.	£ s. d.	£ s. d.	£ s. d.	£ s. d.	
1,375 15 10	458 3 6	31,724 10 4	1,552 8 4	4,601 5 3	1
1,200 7 8	360 13 6	31,556 4 2	2,143 18 6	3,888 5 2	2
752 3 8	208 18 7	15,614 9 1	901 16 0	3,058 15 10	3
920 1 6	575 2 6	27,747 12 8	2,576 17 8	5,006 5 5	4
949 3 5	121 16 5	9,039 6 8	726 7 0	1,677 14 1	5
176 18 6	102 8 8	2,862 14 2	387 19 2	557 4 8	6
1,024 9 4	269 8 2	4,988 6 0	185 12 10	999 7 0	7
1,180 8 0	416 12 2	20,290 4 10	1,004 5 6	3,248 9 1	8
1,830 16 0	304 6 0	31,281 2 6	1,666 7 10	4,644 6 0	9
267 17 3	82 8 2	6,624 14 5	294 8 2	1,225 14 2	10
7,740 16 10	1,128 2 2	76,882 3 4	6,344 15 0	10,464 10 3	11
2,144 6 8	943 16 4	35,866 0 5	2,971 7 10	5,110 2 4	12
917 1 10	345 3 8	17,275 7 6	1,301 17 8	3,434 10 5	13
8,203 2 4	1,741 6 10	138,536 19 0	8,572 3 6	19,100 3 7	14
3,080 2 10	1,610 11 2	59,635 2 11	3,928 4 6	7,982 14 11	15
6,740 2 2	1,283 11 10	49,807 7 6	2,384 2 8	7,883 11 4	16
1,405 18 10	1,463 14 10	61,015 2 2	2,572 1 6	8,389 7 1	17
1,078 2 0	238 17 2	13,807 18 6	684 14 4	2,188 18 7	18
960 8 0	173 1 2	8,546 9 9	306 13 10	1,261 0 5	19
425 10 0	273 17 2	5,003 3 6	321 2 4	733 2 2	20
735 4 2	294 12 4	16,385 6 10	1,105 16 2	2,206 6 6	21
608 0 2	430 1 8	18,829 3 8	2,431 8 0	3,316 11 11	22
1,261 10 10	585 12 8	40,301 16 0	3,233 4 2	4,234 6 8	23
719 9 2	322 11 4	17,485 17 0	983 0 3	2,635 19 6	24
549 0 6	297 9 10	4,203 17 6	164 16 5	770 10 5	25
2,589 19 4	1,158 14 2	53,674 0 6	3,818 4 2	7,084 10 4	26
8,836 16 10	15,191 2 0	798,985 0 11	52,563 13 4	115,703 13 1	



## APPENDIX—TABLE XIV.

The Average Weekly Cost of Maintenance of Pauper Lunatics in the different Classes of Establishments, and in Private Dwellings, in each of the Eight Years 1921-22 to 1928-29.

ASYLUMS.	1921-22	1922-23	1923-24	1924-25	1925-26	1926-27	1927-28	1928-29
	s. d.	s. d.	s. d.	s. d.	s. d.	s. d.	s. d.	s. d.
In Royal and District Asylums, Private Asylums, Parochial Asylums, and Schools for Imbeciles - - -	26 4	22 4	19 11	20 2	19 11	19 10	19 9	19 10
In Lunatic Wards of Poorhouses - - -	21 8	17 10	16 4	16 11	16 8	17 3	16 11	16 11
In Private Dwellings - -	12 6	13 4	12 10	12 5	12 1	12 6	12 3	12 3
GENERAL AVERAGES -	24 2	21 5	19 3	19 5	19 3	19 3	19 2	19 3

## APPENDIX—TABLE XV.

The Weekly Rate of Maintenance for each mode of providing for Pauper Lunatics in each Lunacy District during the Year ending 15th May, 1929.

LUNACY DISTRICTS.	In Royal, District, and Parochial Asylums, and Training Schools for Imbecile Children.	In Licensed Wards of Poor-houses with Restricted Licences.	In Private Dwellings.	General Averages. (This also includes the Extra Expenditure for Certificates of Lunacy, Cost of Transport, etc.)
	s. d.	s. d.	s. d.	s. d.
1. Aberdeen County - -	21 5	12 1	12 0	20 3
2. Aberdeen City - - -	18 3	...	12 6	22 1
3. Argyll - - - - -	17 7	...	10 4	17 3
4. Ayr - - - - -	16 3	16 5	11 9	16 5
5. Banff - - - - -	13 1	10 2	13 3	14 10
6. Bute - - - - -	17 4	...	13 7	17 9
7. Caithness - - - -	16 2	...	13 2	16 3
8. Dumfries - - - -	19 7	13 2	13 4	19 1
9. Dundee - - - - -	18 7	16 8	15 4	18 3
10. East Lothian - - -	17 1	13 5	12 11	16 10
11. Edinburgh - - - -	24 9	16 9	13 6	22 9
12. Fife - - - - -	18 5	...	13 6	18 6
13. Forfar and Kincardine-	15 5	15 11	11 9	15 6
14. Glasgow - - - - -	21 5	...	13 4	20 11
15. Govan - - - - -	18 10	16 0	10 0	18 1
16. Inverness - - - -	20 4	18 10	9 4	17 10
17. Lanark - - - - -	18 4	18 4	10 5	18 5
18. Midlothian - - - -	18 4	14 1	15 4	18 3
19. Morayshire (or Elgin) -	19 0	...	11 11	18 2
20. Orkney - - - - -	21 6	...	10 11	20 11
21. Paisley - - - - -	21 5	18 6	12 10	20 2
22. Perth - - - - -	16 9	17 0	12 4	16 11
23. Renfrew - - - - -	24 6	...	13 6	24 3
24. Roxburgh - - - -	19 11	...	11 6	19 8
25. Shetland - - - - -	15 4	...	9 2	15 5
26. Stirling - - - - -	20 3	12 2	13 6	19 8
GENERAL AVERAGES -	19 10	16 3	12 1	19 3



## APPENDIX.—TABLE XVI.

Present Weekly Rates of Board for Maintenance in Royal and District Asylums, and the estimated Weekly Cost of Patients in Parochial Asylums and Poorhouses.

ROYAL OR CHARTERED ASYLUMS.			Rates for Pauper Patients.		Minimum Rates for Private Patients.*	
			From the District.	From beyond the District.	Special or District Rate.	General Rate.
			s. d.	s. d.	s. d.	s. d.
Aberdeen Royal Asylum	-	-	21 1	25 0	23 1	32 8
Crichton	"	-	18 8	27 8	27 8	27 8
Dundee	"	-	...	...	17 4	40 9
Edinburgh	"	-	21 0	23 0	...	21 0
Glasgow	"	-	...	...	...	25 0
Montrose	"	-	16 4	16 11	17 8	21 6
Murray's	"	Perth	...	...	30 9	46 2
DISTRICT ASYLUMS.			s. d.	s. d.	s. d.	s. d.
Aberdeen District Asylum	-	-	18 6	18 6	...	...
Argyll and Bute District Asylum	-	-	17 6	24 0	19 0	19 0
Ayr	"	-	15 5	19 3	17 4	21 2
Banff	"	-	14 0	22 3	22 3	22 3
Dundee	"	-	18 8	21 7	...	...
East Lothian	"	-	16 6	18 5	18 5	19 3
Edinburgh	"	-	23 4	26 0	26 0	...
Fife	"	-	18 5	22 3	22 3	22 3
Glasgow District Asylum (Gartloch)	-	-	22 9	22 9	...	...
Glasgow	"	(Woodilee)	21 0	21 0	21 0	...
Govan	"	-	19 0	22 6	25 5	...
Inverness	"	-	20 0	21 6	20 0	20 0
Kirklands Asylum, Bothwell	-	-	19 6	23 6	...	...
Lanark District Asylum	-	-	18 1	23 4	21 0	23 4
Midlothian	"	-	17 6	19 10	...	24 5
Moray	"	-	17 4	19 2	17 4	19 2
Paisley	"	-	20 5	23 11	...	23 11
Perth	"	-	16 0	22 6	22 6	22 6
Renfrew	"	-	21 6	...	...	...
Roxburgh	"	-	20 6	21 11	25 0	26 11
Stirling	"	-	18 1	25 0	...	21 2
PAROCHIAL ASYLUM.			† Estimated Weekly Cost of Patients belonging to Parish or Combination.		Rates charged for Boarders from other Parishes.	
			s. d.	s. d.	s. d.	s. d.
Greenock Parochial Asylum	-	-	28	1	25	0
LUNATIC WARDS OF POORHOUSES.	† Estimated Weekly Cost of Patients belonging to Parish or Combination.	Rates charged for Boarders from other Parishes.	LUNATIC WARDS OF POORHOUSES—Continued.		† Estimated Weekly Cost of Patients belonging to Parish or Combination.	Rates charged for Boarders from other Parishes.
	s. d.	s. d.			s. d.	s. d.
Buchan	12 5	10 6	Lewis	-	17 5	...
Cunninghame	15 0	15 0	Linlithgow	-	16 4	16 11
Dumbarton	18 7	...	Long Island	-	9 3	13 0
Dundee, East	15 9	19 3	Old Monkland	-	18 6	18 0
Govan	16 4	17 6	Paisley	-	18 8	18 8
Inveresk	13 5	...	Perth	-	20 0	20 0
Kincaidine	13 10	14 7	Wigtown	-	13 5	14 7

\* Most, if not all, of the Royal Asylums receive special cases at lower rates.

† The rent is taken as the proportion allocated to the lunatic wards of the gross rental in the valuation roll for the year, divided by the number of inmates for which the wards are licensed.



## APPENDIX—

The Expenditure of District Boards of Control on  
during the Financial

ASYLUMS.	Average Number of Patients Resident during the Financial Year.	A—					
		1.		2.		3.	
		Butcher Meat, Fresh, Cured, and Tinned; Condensed Preparations of Meat, Poultry, and Game.		Fish, Fresh and Cured.		Milk.	
		Total.	Per Patient.	Total.	Per Patient.	Total.	Per Patient.
		£	£ s. d.	£	£ s. d.	£	£ s. d.
1. Aberdeen ...	701	2,398	3 8 5	214	0 6 1	1,453	2 1 5
2. Argyll ...	422	1,376	3 5 3	279	0 13 3	2,465	5 16 10
3. Ayr ...	614	2,129	3 9 4	380	0 12 5	1,459	2 7 6
4. Banff ...	207	843	4 1 5	160	0 15 5	509	2 9 2
5. Dundee ...	551	1,541	2 15 11	421	0 15 3	1,734	3 2 11
6. East Lothian ...	256	1,078	4 4 3	226	0 17 8	1,038	4 1 1
7. Edinburgh ...	979	5,976	6 2 1	611	0 12 6	3,179	3 4 11
8. Fife ...	825	3,816	4 12 6	460	0 11 2	2,022	2 9 0
9. Glasgow (Gartloch)	816	2,672	3 5 6	504	0 12 4	2,430	2 19 7
10. Glasgow (Woodilee)	1,190	3,789	3 3 8	1,212	1 0 4	3,152	2 13 0
11. Govan ...	849	2,633	3 2 0	407	0 9 7	3,375	3 19 6
12. Inverness ...	733	2,776	3 15 9	622	0 17 0	2,203	3 0 1
13. Kirklands ...	256	782	3 1 1	144	0 11 3	601	2 6 11
14. Lanark ...	1,239	3,528	2 16 11	520	0 8 5	3,826	3 1 9
15. Midlothian ...	339	1,070	3 3 2	137	0 8 1	1,192	3 10 4
16. Morayshire ...	167	642	3 16 11	90	0 10 9	560	3 7 1
17. Paisley ...	290	1,190	4 2 1	263	0 18 2	964	3 6 6
18. Perth ...	416	1,288	3 1 11	188	0 9 0	1,024	2 9 3
19. Renfrew ...	373	1,354	3 12 7	337	0 18 1	1,474	3 19 0
20. Roxburgh ...	360	1,489	4 2 9	149	0 8 3	1,303	3 12 5
21. Stirling ...	985	3,101	3 3 0	385	0 7 10	2,960	3 0 1
Totals and Averages ...	12,568	45,471	3 12 4	7,709	0 12 3	38,923	3 1 11

1 GENERAL NOTES.—(a) The expenses in connection with land, buildings,  
(b) Fractions of 1d. which are under  $\frac{1}{2}$ d. have been

2 The cost of furniture and furnishings included in this Table refers only  
and furnishings required for original buildings.



## TABLE XVII.

Maintenance and Management of Pauper Lunatics  
for 1928-1929.

D.										
4.		5.		6.		7.		8.		
Butter, Margarine, Lard, Eggs, and Cheese.		Bread, Flour, Meal, Barley, Pease, Rice, etc.		Potatoes, Green Vegetables, Turnips, etc.		Sugar.		Preserves, Treacle, etc.		
Total.	Per Patient.	Total.	Per Patient.	Total.	Per Patient.	Total.	Per Patient.	Total.	Per Patient.	
£	£ s. d.	£	£ s. d.	£	£ s. d.	£	£ s. d.	£	£ s. d.	
974	1 7 9	3,009	4 5 10	544	0 15 6	274	0 7 10	51	0 1 5	1
578	1 7 5	1,142	2 14 1	490	1 3 3	201	0 9 6	19	0 0 11	2
1,162	1 17 10	2,317	3 15 6	774	1 5 3	235	0 7 8	39	0 1 3	3
252	1 4 4	759	3 13 4	231	1 2 4	100	0 9 8	11	0 1 1	4
717	1 6 0	1,741	3 3 2	671	1 4 4	203	0 7 4	103	0 3 9	5
378	1 9 6	1,034	4 0 9	396	1 10 11	94	0 7 4	15	0 1 2	6
2,453	2 10 1	3,516	3 11 10	1,365	1 7 11	576	0 11 9	25	0 0 6	7
953	1 3 1	2,235	2 14 2	870	1 1 1	310	0 7 6	132	0 3 2	8
1,698	2 1 7	2,703	3 6 3	982	1 4 1	326	0 8 0	234	0 5 9	9
2,700	2 5 5	3,090	2 11 11	1,443	1 4 3	536	0 9 0	159	0 2 8	10
1,539	1 16 3	2,306	2 14 4	1,077	1 5 4	354	0 8 4	10	0 0 3	11
1,520	2 1 6	2,912	3 19 5	743	1 0 3	316	0 8 8	236	0 6 5	12
330	1 5 9	882	3 8 11	411	1 12 1	113	0 8 10	11	0 0 10	13
1,527	1 4 8	3,105	2 10 1	1,213	0 19 7	565	0 9 1	80	0 1 3	14
510	1 10 1	1,340	3 19 1	492	1 9 0	161	0 9 6	8	0 0 6	15
158	0 18 11	677	4 1 1	181	1 1 8	84	0 10 1	16	0 1 11	16
801	2 15 3	1,244	4 5 10	332	1 2 11	138	0 9 6	51	0 3 6	17
661	1 11 9	1,552	3 14 7	528	1 5 5	201	0 9 8	3	0 0 2	18
678	1 16 4	1,968	5 5 6	343	0 18 5	233	0 12 6	85	0 4 7	19
728	2 0 5	1,630	4 10 7	742	2 1 3	235	0 13 1	10	0 0 7	20
2,051	2 1 8	2,923	2 19 4	792	0 16 1	592	0 12 0	80	0 1 7	21
2,368	1 15 7	42,085	3 7 0	14,620	1 3 3	5,847	0 9 4	1,378	0 2 2	

fishings, &c., payable out of the County Assessments, are given in Table XXI.  
 added, and all fractions above  $\frac{1}{2}$ d. have been reckoned as 1d.

the replacement or repair of what has been worn out or destroyed. The cost of furniture  
 additions is given in Table XXI.



## APPENDIX—

The Expenditure of District Boards of Control on  
during the Financial

	A—FOOD—continued.						B		C	
	9.		10.		11.		Wines, Spirits, and Malt Liquors.		Tobacco.	
	Tea, Coffee, and Cocoa.		Fresh and Dry Fruits, and Minor Articles of Food.		Total of Food.					
	Total.	Per Patient.	Total.	Per Patient.	Total.	Per Patient.	Total.	Per Patient.	Total.	Per Male Patient.
	£	£ s. d.	£	£ s. d.	£	£ s. d.	£	£ s. d.	£	£ s. d.
1	396	0 11 4	212	0 6 1	9,525	13 11 8	47	0 1 4	429	1 4 5
2	358	0 17 0	150	0 7 1	7,058	16 14 7	75	0 3 7	279	1 7 6
3	340	0 11 1	199	0 6 6	9,034	14 14 4	8	0 0 3	486	1 10 8
4	98	0 9 6	139	0 13 5	3,102	14 19 8	44	0 4 3	151	1 7 0
5	421	0 15 3	97	0 3 6	7,649	13 17 5	...	...	447	1 13 7
6	162	0 12 8	129	0 10 1	4,550	17 15 5	2	0 0 2	192	1 13 1
7	685	0 14 0	1,565	1 12 0	19,951	20 7 7	174	0 3 7	484	0 19 6
8	398	0 9 8	734	0 17 9	11,930	14 9 1	...	...	785	1 19 1
9	503	0 12 4	377	0 9 3	12,429	15 4 8	123	0 3 0	761	1 14 2
10	953	0 16 0	534	0 9 0	17,568	14 15 3	74	0 1 3	1,083	1 13 10
11	413	0 9 9	553	0 13 0	12,667	14 18 4	95	0 2 3	653	1 6 7
12	459	0 12 6	475	0 13 0	12,262	16 14 7	50	0 1 4	639	1 13 5
13	130	0 10 2	158	0 12 4	3,562	13 18 2	17	0 1 4	243	1 12 7
14	825	0 13 4	399	0 6 5	15,588	12 11 6	51	0 0 10	755	1 1 11
15	253	0 14 11	194	0 11 5	5,357	15 16 1	79	0 4 8	252	1 9 10
16	122	0 14 7	65	0 7 9	2,595	15 10 9	16	0 1 11	127	1 19 8
17	243	0 16 9	97	0 6 8	5,323	18 7 2	36	0 2 6	225	1 8 4
18	182	0 8 9	173	0 8 4	5,800	13 18 10	28	0 1 4	291	1 9 5
19	380	1 0 5	190	0 10 2	7,042	18 17 7	4	0 0 3	294	1 11 7
20	211	0 11 9	238	0 13 3	6,735	18 14 4		0 3 9	247	1 11 1
21	652	0 13 3	785	0 15 11	14,321	14 10 9	44	0 0 11	736	1 6 5
	8,184	0 13 0	7,463	0 11 11	194,048	15 8 10	1,034	0 1 8	9,559	1 9 2

1 GENERAL NOTES.—(a) The expenses in connections with land, building<sup>s</sup>  
(b) Fractions of 1d. which are under  $\frac{1}{2}$ d. have been

2 The cost of furniture and furnishings included in this Table refers only  
and furnishings required for original buildings



TABLE XVII.—*continued.*

the Maintenance and Management of Pauper Lunatics  
Year 1928-1929.

D		E—SALARIES AND WAGES.								
		1.		2.		3.		4.		
Clothing, Boots and Shoes.		Of Officers.		Of Attendants and Servants.		Of Artisans.		Total of Salaries and Wages.		
Total.	Per Patient.	Total.	Per Patient.	Total.	Per Patient.	Total.	Per Patient.	Total.	Per Patient.	
£	£ s. d.	£	£ s. d.	£	£ s. d.	£	£ s. d.	£	£ s. d.	
1,702	2 8 7	2,890	4 2 6	12,400	17 13 9	1,582	2 5 1	16,872	24 1 4	1
995	2 7 2	2,021	4 15 9	5,137	12 3 5	764	1 16 3	7,922	18 15 5	2
1,563	2 10 11	3,050	4 19 4	8,915	14 10 5	...	...	11,965	19 9 9	3
393	1 18 0	1,131	5 9 3	1,683	8 2 7	...	...	2,814	13 11 10	4
1,144	2 1 6	2,505	4 10 11	7,780	14 2 5	1,070	1 18 10	11,355	20 12 2	5
999	3 18 1	675	2 12 9	2,146	8 7 8	...	...	2,821	11 0 5	6
3,543	3 12 5	6,177	6 6 2	17,310	17 13 8	1,481	1 10 3	24,968	25 10 1	7
2,388	2 17 11	2,560	3 2 1	9,506	11 10 5	1,723	2 1 9	13,789	16 14 3	8
2,073	2 10 10	3,200	3 18 5	21,209	25 19 10	...	...	24,409	29 18 3	9
3,424	2 17 7	3,771	3 3 4	26,764	22 9 10	...	...	30,535	25 13 2	10
2,430	2 17 3	3,460	4 1 6	19,276	22 14 1	223	0 5 3	22,959	27 0 10	11
2,494	3 8 1	3,666	5 0 0	9,408	12 16 8	742	1 0 3	13,816	18 16 11	12
654	2 11 1	1,594	6 4 6	4,864	19 0 0	134	0 10 6	6,592	25 15 0	13
3,617	2 18 5	4,630	3 14 9	23,458	18 18 8	1,724	1 7 10	29,812	24 1 3	14
923	2 14 5	2,191	6 9 3	3,679	10 17 1	...	...	5,870	17 6 4	15
438	2 12 5	674	4 0 8	2,175	13 0 6	...	...	2,849	17 1 2	16
1,197	4 2 7	2,075	7 3 1	3,964	13 13 5	...	...	6,039	20 16 6	17
1,035	2 9 9	1,935	4 13 0	3,657	8 15 10	471	1 2 8	6,063	14 11 6	18
1,099	2 18 11	2,661	7 2 8	6,999	18 15 4	...	...	9,660	25 18 0	19
892	2 9 7	2,166	6 0 4	5,606	15 11 5	480	1 6 8	8,252	22 18 5	20
2,591	2 12 7	3,579	3 12 8	15,609	15 16 11	1,528	1 11 1	20,716	21 0 8	21
35,594	2 16 8	56,611	4 10 1	211,545	16 16 8	11,922	0 18 11	280,078	22 5 8	

furnishings, &c., payable out of the County Assessments are given in Table XXI omitted, and all fractions above  $\frac{1}{2}$ d. have been reckoned as 1d.

to the replacement or repair of what has been worn out or destroyed. The cost of furniture, or additions is given in Table XXI.



## APPENDIX—

The Expenditure of District Boards of Control on  
during the Financial

F—ALL OTHER EXPENSES.										
1.			2.		3.		4.		5.	
Household Requisites.			Laundry Requisites.		Medicines and Surgical Appliances.		Fuel, Light, and Water.		Fees, Taxes, Amusements, &c.	
Total.	Per Patient.		Total.	Per Patient.	Total.	Per Patient.	Total.	Per Patient.	Total.	Per Patient.
£	£ s. d.		£	£ s. d.	£	£ s. d.	£	£ s. d.	£	£ s. d.
1	128	0 3 8	257	0 7 4	336	0 9 7	4,958	7 1 5	2,312	3 6 0
2	174	0 8 3	126	0 6 0	238	0 11 3	1,617	3 16 8	1,729	4 1 11
3	223	0 7 3	420	0 13 8	172	0 5 7	3,451	5 12 5	2,383	3 17 7
4	84	0 8 1	111	0 10 9	249	1 4 1	1,114	5 7 8	536	2 11 9
5	431	0 15 8	95	0 3 5	326	0 11 10	2,299	4 3 5	2,384	4 6 6
6	153	0 11 11	182	0 14 3	173	0 13 6	1,151	4 9 11	696	2 14 5
7	764	0 15 7	569	0 11 7	566	0 11 7	5,852	5 19 7	4,754	4 17 1
8	740	0 17 11	417	0 10 1	514	0 12 6	3,250	3 18 9	2,484	3 0 3
9	458	0 11 3	133	0 3 3	915	1 2 5	4,799	5 17 7	2,415	2 19 2
10	423	0 7 1	626	0 10 6	901	0 15 2	5,340	4 9 9	2,583	2 3 5
11	310	0 7 4	334	0 7 10	404	0 9 6	3,439	4 1 0	2,784	3 5 7
12	446	0 12 2	336	0 9 2	453	0 12 4	5,378	7 6 9	1,918	2 12 4
13	137	0 10 8	156	0 12 2	117	0 9 2	931	3 12 9	1,812	7 1 7
14	402	0 6 6	262	0 4 3	919	0 14 10	4,193	3 7 8	3,817	3 1 7
15	84	0 4 11	152	0 9 0	160	0 9 5	1,513	4 9 3	1,582	4 13 4
16	41	0 4 11	43	0 5 2	123	0 14 9	726	4 6 11	794	4 15 1
17	153	0 10 7	204	0 14 1	198	0 13 8	1,150	3 19 4	796	2 14 11
18	272	0 13 1	105	0 5 1	98	0 4 9	1,875	4 10 2	1,000	2 8 1
19	176	0 9 5	271	0 14 6	329	0 17 8	3,922	10 10 4	1,652	4 8 7
20	206	0 11 5	187	0 10 5	338	0 18 9	2,157	5 19 10	728	2 0 5
21	425	0 8 8	478	0 9 8	462	0 9 5	3,931	3 19 10	3,229	3 5 7
	6,230	0 9 11	5,464	0 8 8	7,991	0 12 9	63,046	5 0 4	42,388	3 7 5

1 GENERAL NOTES.—(a) The expenses in connection with land, buildings,  
(b) Fractions of 1d. which are under  $\frac{1}{2}$ d. have been

2 The cost of furniture and furnishings included in this Table refers only  
and furnishings required for original buildings



BLE XVII.—*continued.*Maintenance and Management of Pauper Lunatics  
for 1928-1929.

—ALL OTHER EXPENSES— <i>continued.</i>										
6.		7.		Total Maintenance Expenses.		Deduct Miscellaneous Receipts (including Profit or Loss on Farm and Garden).	Net Maintenance Expenses.			
Furniture and Furnishings. <sup>2</sup>		Total of all other Expenses.					Total.	Per Pauper Patient (Calculated on the Average Number of Pauper Patients Resident).		
total.	Per Patient.	Total.	Per Patient.	Total.	Per Patient.					
£	£ s. d.	£	£ s. d.	£	£ s. d.	£	£	£ s. d.		
625	2 6 4	9,616	13 14 4	38,191	54 9 7	—10,197	27,994	42 5 9	1	
777	1 16 10	4,661	11 0 11	20,990	49 14 9	—4,636	16,354	42 4 1	2	
871	1 8 4	7,520	12 4 10	30,576	49 16 0	—6,442	24,134	44 0 0	3	
459	2 4 4	2,553	12 6 8	9,057	43 15 1	—1,957	7,100	35 11 9	4	
793	1 8 9	6,328	11 9 7	26,923	48 17 3	—3,801	23,122	43 19 2	5	
558	2 3 7	2,913	11 7 7	11,477	44 16 8	—1,406	10,071	41 17 6	6	
050	1 1 5	13,555	13 16 10	62,675	64 0 5	—9,316	53,359	55 11 8	7	
462	2 19 8	9,867	11 19 2	38,759	46 19 7	—6,309	32,450	42 0 2	8	
777	2 3 7	10,497	12 17 3	50,292	61 12 8	—3,579	46,713	60 0 1	9	
962	1 13 0	11,835	9 18 11	64,519	54 4 4	—3,589	60,930	52 15 1	10	
516	1 15 9	8,787	10 7 0	47,591	56 1 1	—12,923	34,668	43 15 5	11	
136	2 18 3	10,667	14 11 0	39,928	54 9 5	—4,946	34,982	50 3 1	12	
392	1 10 8	3,545	13 17 0	14,613	57 1 8	—2,646	11,967	49 13 1	13	
466	1 19 10	12,059	9 14 8	61,882	49 18 11	—14,130	47,752	41 18 10	14	
693	2 0 11	4,184	12 6 10	16,665	49 3 2	—1,973	14,692	48 6 7	15	
146	0 17 6	1,873	11 4 4	7,898	47 5 10	—1,516	6,382	42 13 9	16	
036	3 11 5	3,537	12 4 0	16,357	56 8 1	—4,830	11,527	48 2 7	17	
494	1 3 9	3,844	9 4 11	17,061	41 0 3	—3,978	13,083	33 2 5	18	
439	1 3 6	6,789	18 4 0	24,888	66 14 6	—4,375	20,513	58 0 7	19	
983	2 14 7	4,599	12 15 5	20,792	57 15 1	—3,742	17,050	52 4 5	20	
281	1 6 0	9,806	9 19 2	48,214	48 19 0	—10,180	38,034	42 3 4	21	
916	1 18 1	149,035	11 17 2	669,348	53 5 2	—116,471	552,877	47 0 0		

Fishings, &c., payable out of the County Assessments, are given in Table XXI.  
 and, and all fractions above  $\frac{1}{2}$ d. have been reckoned as 1d.

the replacement or repair of what has been worn out or destroyed. The cost of furniture  
 additions is given in Table XXI.



## APPENDIX—

The Quantity per Inmate of the various Articles of Dietary and of  
1928-1929, and the Price

ASYLUMS.	Average Number of Inmates.			1. Fresh Butcher Meat.			2. Cured Butcher Meat.			3. Tinned Butcher Meat.					
	Patients.	Officers and Servants Boarded.	Total.	Quantity per Patient	Price per cwt.			Quantity per Patient	Price per cwt.			Quantity per Patient	Price per cwt.		
				lbs.	£	s.	d.	lbs.	£	s.	d.	lbs.	£	s.	d.
1. Aberdeen - -	701	108	809	94	2	17	4	8	2	2	5	9	2	15	7
2. Argyll - - -	422	61	483	72	3	5	9	3	6	10	5	7	3	1	10
3. Ayr - - -	614	113	727	70	3	19	2	*	11	1	7	15	3	2	9
4. Banff - - -	207	36	243	86	3	15	2	*	1	2	8	10	4	6	4
5. Dundee - - -	551	86	637	74	2	12	11	*	7	4	2	13	2	17	0
6. East Lothian -	256	50	306	42	4	18	1	5	4	11	11	1	13	11	10
7. Edinburgh - -	979	216	1,195	106	4	1	4	...	...	...	...	11	2	13	9
8. Fife - - -	825	139	964	86	3	16	5	...	...	...	...	8	4	1	0
9. Glasgow (Gartloch)	816	157	973	94	2	9	10	*	6	4	9	3	1	11	6
10. Glasgow (Woodilee)	1,190	233	1,423	88	2	9	7	*	6	3	0	8	2	14	5
11. Govan - - -	849	132	981	72	2	17	11	...	...	...	...	3	2	16	6
12. Inverness - -	733	156	889	69	3	10	6	*	6	14	1	3	4	1	11
13. Kirklands - -	256	6	262	48	3	11	8	2	6	17	1	9	3	0	9
14. Lanark - - -	1,239	172	1,411	64	3	7	9	*	8	1	9	9	3	8	5
15. Midlothian - -	339	59	398	92	2	12	8	...	...	...	...	14	2	17	0
16. Morayshire - -	167	33	200	78	4	6	11	2	9	9	7	...	...	...	...
17. Paisley - - -	290	47	337	85	4	10	8	2	6	2	3	...	...	...	...
18. Perth - - -	416	57	473	78	3	2	9	...	...	...	...	9	3	7	1
19. Renfrew - - -	373	87	460	77	3	1	11	1	7	0	1	5	3	17	3
20. Roxburgh - - -	360	66	426	94	2	14	2	2	6	15	11	17	3	19	10
21. Stirling- - -	985	182	1,167	78	2	10	11	...	...	...	...	11	3	4	10
TOTALS and MEANS	12,568	2,196	14,764	78	3	7	4	2	6	8	1	9	3	15	3

\* In the cases marked thus, the article also formed part of the asylum dietary, but the items marked \* have been taken as 0-5.



TABLE XVIII.

Tobacco supplied to each District Asylum, during the Financial Year of each Article supplied.

4		5.		6.		7.		8.		9.		
Poultry and Game.		Fresh Fish.		Cured Fish.		Unskimmed Milk.		Skimmed Milk.		Butter and Margarine.		
Quantity per Patient	Price per cwt.	Quantity per Patient	Price per cwt.	Quantity per Patient	Price per cwt.	Quantity per Patient	Price per gal.	Quantity per Patient	Price per gal.	Quantity per Patient	Price per cwt.	
bs.	£ s. d.	lbs.	£ s. d.	lbs.	£ s. d.	gal.	£ s. d.	gal.	£ s. d.	lbs.	£ s. d.	
...	...	12	2 3 0	...	...	33	0 1 0	...	...	18	3 15 0	1
...	...	5	0 15 6	32	1 12 5	55	0 1 10	...	...	17	4 14 0	2
*	8 19 5	28	2 3 0	*	3 16 8	32	0 1 3	...	...	24	3 16 0	3
*	4 4 0	37	1 10 0	...	...	32	0 1 5	8	0 0 4	11	4 2 5	4
...	...	27	1 5 9	16	2 1 3	32	0 1 9	...	...	19	3 13 1	5
1	7 5 11	28	2 4 0	1	5 0 1	46	0 1 6	...	...	14	5 2 4	6
*	7 9 11	27	1 10 4	4	2 0 0	30	0 1 9	...	...	23	3 15 0	7
*	7 17 10	21	1 3 8	8	2 0 0	29	0 1 5	...	...	10	2 14 6	8
*	8 1 10	21	2 9 9	*	2 6 3	37	0 1 4	...	...	19	4 19 8	9
...	...	36	2 6 5	1	2 6 11	31	0 1 4	...	...	21	4 12 1	10
...	...	28	1 6 2	...	...	48	0 1 5	...	...	22	4 1 6	11
...	...	53	1 2 2	13	1 11 0	36	0 1 4	...	...	23	4 5 1	12
...	...	29	1 8 2	...	...	32	0 1 4	...	...	13	4 2 8	13
...	...	17	1 11 4	6	1 9 1	38	0 1 5	*	0 0 4	19	3 8 0	14
*	4 11 9	15	1 2 11	4	2 5 4	38	0 1 6	...	...	12	3 14 10	15
2	3 12 6	29	1 14 10	...	...	42	0 1 4	...	...	8	3 9 8	16
...	...	18	2 11 7	14	2 19 11	44	0 1 4	...	...	23	3 0 7	17
1	2 1 10	12	1 4 0	15	1 19 8	35	0 1 3	...	...	18	7 1 5	18
1	5 3 5	47	1 6 9	7	2 7 7	46	0 1 5	...	...	21	4 7 9	19
...	...	35	0 19 1	1	2 13 9	42	0 1 4	...	...	19	3 7 8	20
*	6 6 4	29	0 16 4	...	...	39	0 1 4	...	...	24	4 0 7	21
*	5 19 6	26	1 11 2	8	2 8 8	38	0 1 5	4	0 0 4	18	4 2 1	

quantity used was below 1 unit per inmate during the year; in calculating mean quantities



## APPENDIX—

The Quantity per Inmate of the various Articles of Dietary and of  
1928-1929, and the Price

ASYLUMS.	10. Suet, Lard, etc.			11. Eggs.			12. Cheese.			13. Bread.		
	Quantity per Patient	Price per cwt.		Quantity per Patient	Price per cwt.		Quantity per Patient	Price per cwt.		Quantity per Patient	Price per cwt.	
	lbs.	£	s. d.	lbs.	£	s. d.	lbs.	£	s. d.	lbs.	£	s. d.
1. Aberdeen - - -	...	...	...	7	4	8 3	5	5	9 4	397	0	17 2
2. Argyll - - -	2	2	12 9	3	6	12 10	1	5	15 5	21	0	19 8
3. Ayr - - -	...	...	...	10	7	6 7	3	6	7 2	410	0	13 6
4. Banff - - -	3	3	14 8	4	5	4 9	8	3	16 7	269	0	17 9
5. Dundee - - -	...	...	...	6	5	2 6	*	5	0 11	246	0	15 1
6. East Lothian - - -	2	1	17 8	6	6	9 9	3	5	0 6	239	1	0 11
7. Edinburgh - - -	*	3	2 1	9	6	15 9	7	5	3 2	335	0	15 1
8. Fife - - -	4	2	10 10	*	8	9 10	4	5	10 0	207	0	14 7
9. Glasgow (Gartloch) - -	2	1	18 1	10	7	2 1	*	5	2 9	291	0	15 10
10. Glasgow (Woodilee) -	3	3	19 9	6	7	3 0	3	5	7 8	...	...	...
11. Govan - - -	*	2	12 0	5	7	19 5	3	5	6 7	15	1	0 3
12. Inverness - - -	2	2	11 11	1	6	19 0	9	5	4 7	331	0	16 7
13. Kirklands - - -	1	2	16 0	4	7	6 3	*	5	19 4	272	0	16 7
14. Lanark - - -	5	3	2 3	*	7	18 6	5	5	10 3	...	...	...
15. Midlothian - - -	...	...	...	4	7	11 5	4	5	13 10	274	0	18 0
16. Morayshire - - -	3	2	6 8	7	5	4 2	6	3	7 6	255	1	1 6
17. Paisley - - -	3	3	5 4	16	5	11 6	15	5	7 11	355	0	17 0
18. Perth - - -	...	...	...	*	6	5 6	2	4	19 7	323	0	18 0
19. Renfrew - - -	...	...	...	*	6	15 0	4	5	10 11	477	0	15 6
20. Roxburgh - - -	...	...	...	9	5	14 6	13	4	14 9	324	0	18 6
21. Stirling - - -	3	2	8 3	5	7	19 10	13	3	3 10	...	...	...
TOTALS and MEANS -	2	2	15 7	5	6	13 4	5	5	2 6	†18 313	0	17 4

† These figures are the averages of the quantities of bread and flour used respectively it may be estimated that the quantity as given in Column 14 may be increased by a little the amount of flour used.

\* In the cases marked thus, the article also formed part of the asylum dietary, but the items marked \* have been taken as 0.5.



TABLE XVIII.—*continued.*

Tobacco supplied to each District Asylum, during the Financial Year of each Article supplied.

14. Flour.		15. Meal.		16. Barley.		17. Peas, etc.		18. Rice, etc.		19. Potatoes.		
Quantity per Patient	Price per cwt.	Quantity per Patient	Price per cwt.	Quantity per Patient	Price per cwt.	Quantity per Patient	Price per cwt.	Quantity per Patient	Price per cwt.	Quantity per Patient	Price per cwt.	
lbs.	£ s. d.	lbs.	£ s. d.	lbs.	£ s. d.	lbs.	£ s. d.	lbs.	£ s. d.	lbs.	£ s. d.	
8	0 17 3	50	0 17 6	15	0 15 6	27	1 0 2	8	0 19 4	223	0 4 3	1
178	0 17 0	63	0 18 0	10	0 17 9	6	0 19 7	14	1 0 4	287	0 5 4	2
11	0 15 10	50	0 19 2	5	0 17 10	14	0 19 8	12	0 18 10	210	0 6 3	3
7	0 17 11	73	0 15 10	13	0 17 11	15	1 2 7	10	1 3 7	238	0 4 6	4
3	0 15 4	71	0 19 6	13	0 18 4	30	0 19 1	8	0 17 4	233	0 4 9	5
17	0 18 1	65	1 2 8	16	0 14 5	18	1 4 8	20	0 18 0	209	0 3 6	6
20	0 14 9	39	1 1 5	5	0 15 8	13	1 2 4	20	0 18 0	172	0 5 4	7
...	...	60	0 18 6	4	0 15 9	15	1 0 7	13	0 18 2	291	0 4 1	8
14	0 14 4	45	0 17 0	4	0 15 6	13	1 2 11	15	0 16 11	273	0 5 8	9
214	0 14 4	40	0 17 6	5	0 15 9	12	1 3 0	11	1 5 9	291	0 6 4	10
241	0 14 1	42	1 1 7	5	0 16 1	13	1 0 6	13	1 1 9	272	0 3 10	11
11	0 18 9	51	0 18 7	11	0 16 11	20	1 2 8	21	0 19 4	202	0 5 0	12
15	0 18 8	47	1 1 0	8	0 17 5	8	1 7 1	10	0 17 10	269	0 6 0	13
208	0 14 10	52	0 17 9	2	0 16 0	15	1 3 0	16	0 17 4	208	0 5 1	14
7	0 16 0	42	0 19 10	5	0 15 0	10	1 0 8	8	0 16 4	218	0 5 7	15
10	0 19 4	20	1 10 0	13	0 17 2	5	1 6 3	9	1 0 2	286	0 5 3	16
17	0 16 7	64	1 0 8	11	0 17 5	18	1 1 3	12	0 18 4	325	0 5 3	17
6	0 18 3	58	0 19 10	5	0 18 2	6	1 0 11	5	1 1 4	240	0 4 8	18
19	0 17 0	66	1 0 1	7	0 17 10	25	0 19 10	13	1 1 0	108	0 5 6	19
6	0 17 10	68	1 0 2	19	0 14 10	13	0 18 10	7	1 4 8	395	0 4 1	20
283	0 13 9	35	0 18 10	19	0 16 6	21	1 2 0	12	1 0 3	247	0 4 7	21
†225 11	0 16 10	52	0 15 9	9	0 16 7	15	1 1 9	12	0 19 9	247	0 5 0	

in asylums which do, and which do not, bake their own bread. For purposes of comparison less than 40 per cent. to show the weight of bread per inmate which would be produced from quantity used was below 1 unit per inmate during the year; in calculating mean quantities



## APPENDIX—

The Quantity per Inmate of the various Articles of Dietary and of  
1928-1929, and the Price

ASYLUMS.	20. Green Vegetables, Turnips, etc.			21. Fresh Fruits.			22. Dry Fruits.			23. Sugar.		
	Quantity per Patient	Price per cwt.		Quantity per Patient	Price per cwt.		Quantity per Patient	Price per cwt.		Quantity per Patient	Price per cwt.	
	lbs.	£	s. d.	lbs.	£	s. d.	lbs.	£	s. d.	lbs.	£	s. d.
1. Aberdeen - - -	89	0	5 11	7	1	5 4	*	2	13 6	26	1	7 0
2. Argyll - - -	81	0	8 5	6	1	16 4	2	2	19 4	32	1	6 8
3. Ayr - - -	109	0	10 1	6	2	6 8	1	3	9 1	25	1	9 2
4. Banff - - -	208	0	5 2	14	1	18 9	2	2	17 9	30	1	8 10
5. Dundee - - -	255	0	5 8	1	3	1 4	*	2	16 4	26	1	4 4
6. East Lothian -	125	0	17 4	3	3	16 1	*	3	10 1	23	1	8 10
7. Edinburgh - -	120	0	12 2	37	1	10 0	3	2	5 3	37	1	4 10
8. Fife - - -	116	0	7 0	5	2	14 1	5	2	2 10	26	1	5 8
9. Glasgow (Gartloch)	60	0	6 11	3	1	15 0	3	2	13 10	23	1	8 0
10. Glasgow (Woodilee)	52	0	5 3	8	2	8 7	4	2	6 1	28	1	5 3
11. Govan - - -	86	0	11 5	2	0	17 5	2	2	15 8	32	1	4 7
12. Inverness - -	139	0	5 11	8	1	8 4	...	...	...	27	1	8 0
13. Kirklands - -	143	0	10 8	32	0	13 3	5	3	2 4	29	1	7 5
14. Lanark - - -	68	0	10 10	2	1	13 1	1	2	7 2	32	1	5 2
15. Midlothian - -	131	0	8 0	5	2	0 8	1	2	3 3	28	1	5 6
16. Morayshire - -	97	0	5 4	17	0	12 3	2	3	0 10	33	1	8 7
17. Paisley - - -	49	0	11 3	3	2	3 0	4	2	11 1	35	1	7 1
18. Perth - - -	163	0	8 0	7	2	15 1	...	...	...	30	1	11 0
19. Renfrew - - -	98	0	7 11	3	2	13 5	2	3	0 7	39	1	8 8
20. Roxburgh - -	232	0	10 7	8	2	2 1	2	3	18 0	35	1	9 8
21. Stirling - - -	90	0	8 4	5	1	13 11	6	2	8 4	37	1	8 2
TOTALS and MEANS	120	0	8 8	9	1	19 3	3	2	15 10	30	1	7 3

\* In the cases marked thus, the article also formed part of the asylum dietary, but the items marked \* have been taken as 0.5.



TABLE XVIII.—*continued.*

Tobacco supplied to each District Asylum, during the Financial Year of each Article supplied.

24. Preserves, Syrup, Treacle, etc.		25. Tea, Cocoa, Coffee.		26. Wines and Spirits.		27. Malt Liquors.		28. Tobacco.		
Quantity per Patient	Price per cwt.	Quantity per Patient	Price per cwt.	Quantity per Patient	Price per gal.	Quantity per Patient	Price per gal.	Quantity per Male Patient	Price per cwt.	
lbs.	£ s. d.	lbs.	£ s. d.	gills.	£ s. d.	pts.	£ s. d.	oz.	£ s. d.	
3	1 13 5	4	10 10 10	*	3 5 4	*	0 8 4	43	51 6 8	1
2	1 18 11	6	11 11 3	2	3 14 10	...	...	46	53 13 7	2
5	1 4 0	5	9 13 11	*	2 5 4	...	...	53	50 3 10	3
...	...	5	8 2 0	1	4 7 10	*	0 7 0	44	54 6 4	4
6	2 13 4	5	12 14 5	...	...	...	...	54	55 7 10	5
4	1 10 9	4	11 19 0	*	2 16 8	...	...	43	68 16 8	6
1	1 2 3	5	9 13 7	2	3 0 11	1	0 5 11	33	52 17 2	7
6	2 3 7	4	8 16 2	...	...	...	...	67	52 11 8	8
11	1 14 2	4	10 16 4	1	4 2 4	...	...	50	60 16 10	9
9	1 3 0	5	12 2 2	*	4 1 11	...	...	49	61 12 6	10
*	1 19 0	4	10 6 1	1	2 19 6	...	...	47	50 14 8	11
9	3 2 10	5	8 16 2	*	4 11 9	...	...	53	56 11 3	12
...	...	4	9 15 3	*	3 1 5	*	0 4 3	40	72 18 10	13
3	2 4 9	5	10 16 5	*	2 17 11	*	0 7 0	39	50 4 3	14
2	1 7 6	5	10 10 8	1	3 9 0	1	0 5 9	50	53 16 10	15
4	2 2 11	5	12 3 1	1	0 14 9	4	0 2 5	58	60 19 10	16
9	1 16 11	8	10 13 9	1	2 19 2	...	...	49	52 1 7	17
...	...	4	8 8 7	*	2 17 0	*	0 7 10	48	55 6 9	18
9	2 5 9	8	10 10 5	*	3 15 0	...	...	63	45 2 2	19
*	1 9 10	6	8 6 4	2	3 14 0	*	0 3 7	53	52 4 5	20
11	0 12 10	6	7 15 8	*	2 2 6	*	0 6 6	47	50 0 11	21
5	1 15 11	5	10 3 11	1	3 4 1	1	0 5 10	49	55 6 5	

quantity used was below 1 unit per inmate during the year; in calculating mean quantities







## APPENDIX—TABLE XX.

Acreage of Farms attached to District Asylums; Receipts and Expenses of such Farms and Gardens during the Financial Year 1928-1929, and Profit shown on the year's transactions.

FARMS AND GARDENS OF DISTRICT ASYLUMS.	Acreage of Farm and Garden.		Receipts.														Expenditure.												Profit + or Loss —	
	Arable or in Permanent Pasture.	Non-Arable.	Total.	Receipts.											Expenditure.															
				1. Valuation of Stock at 15th May, 1929.	2. Butcher Meat.	3. Poultry and Game.	4. Milk.	5. Butter and Cheese.	6. Eggs.	7. Potatoes.	8. Green Vegetables.	9. Fresh Fruits.	10. Grain, Meal.	11. Live Stock.	12. Wool, Hides, Skins.	13. Grazing, Cartage, Sundries, and accounts due to Farm.	14. Total.	1. Valuation of Stock at 15th May, 1928.	2. *Rents, Rates, and Pen-Duties.	3. Interest on unpaid outlay from Provident Account of Stock and Implements.	4. Live Stock.	5. Implements and Harness.	6. Seeds and Plants.	7. Fodder, Grain, Roots, and Feeding Stuffs.	8. Manures.	9. Salaries & Wages.	10. Miscellaneous.	11. Total.		
1. Aberdeen . . . . .	253	46	299	2,508	...	56	1,564	...	162	253	156	51	321	1,414	1	134	6,620	2,026	222	...	986	94	149	557	99	1,000	381	5,514	+1,106	1
2. Argyll . . . . .	355	48	403	2,915	467	5	2,465	...	41	256	138	21	2	681	78	268	7,337	2,948	55	...	494	68	154	1,796	94	540	428	6,577	+760	2
3. Ayr . . . . .	79	12	91	250	...	...	...	...	...	...	...	...	...	946	...	34	1,646	159	100	...	330	45	88	11	165	264	...	1,162	+484	3
4. Banff . . . . .	278	10	288	2,889	...	4	...	...	...	...	...	...	...	1,576	...	149	6,858	2,804	307	...	347	171	131	1,074	182	646	358	6,000	+868	4
5. Dundee . . . . .	461	...	461	7,188	...	...	4,429	...	51	929	112	28	557	4,282	...	563	18,922	7,086	950	11	3,658	212	291	2,056	1,014	2,453	952	18,683	+239	5
6. B. Lothian . . . . .	258	13	271	2,508	67	16	1,060	...	68	125	297	55	564	2,066	1	28	6,855	2,349	452	48	1,444	152	129	547	242	1,094	257	6,714	+141	6
7. Edinburgh . . . . .	630	246	876	10,033	3,069	143	3,220	...	315	341	632	208	5	551	178	1,289	19,984	9,819	473	23	776	188	305	3,090	284	2,763	1,163	18,714	+1,270	7
8. Fife . . . . .	253	8	261	4,784	2,121	...	2,012	...	...	526	273	32	624	2,875	65	17	13,329	4,552	674	...	3,698	326	391	1,147	258	1,528	323	12,897	+452	8
9. Glasgow (Gartloch) . . . . .	315	103	418	6,841	...	13	2,800	11	91	437	145	48	4	1,846	...	189	12,425	7,467	277	...	1,444	347	358	2,872	150	2,343	397	15,655	-3,230	9
10. Glasgow (Woodilee) . . . . .	598	25	623	7,075	292	11	2,621	26	127	704	192	172	56	2,774	40	527	14,617	7,497	417	...	3,169	713	574	1,954	279	2,938	811	18,352	-3,735	10
11. Govan . . . . .	255	47	302	6,545	...	146	3,745	10	469	304	410	...	49	702	...	328	12,708	5,993	356	...	368	30	68	2,230	242	1,597	1,230	12,143	+565	11
12. Inverness . . . . .	312	60	372	3,832	776	...	2,903	...	...	379	305	49	5	1,226	15	182	8,972	3,891	415	...	898	224	197	1,516	119	1,042	633	8,935	+37	12
13. Kirklands . . . . .	58	...	58	593	75	8	...	...	...	211	185	50	58	983	...	279	1,811	572	140	...	81	37	184	210	118	341	162	1,845	-34	13
14. Lanark . . . . .	565	450	1,015	5,914	8	7	3,708	122	75	10	491	72	...	3,313	3	46	13,769	6,221	503	...	1,109	195	108	2,993	327	1,427	742	13,625	+144	14
15. Midlothian . . . . .	483	47	530	5,247	6	34	1,282	11	77	273	229	47	152	3,199	136	465	11,158	5,276	522	82	1,309	123	384	2,039	140	1,420	315	11,610	-452	15
16. Morayshire . . . . .	159	...	159	1,991	...	8	560	58	118	...	46	13	310	1,498	...	20	4,622	1,950	315	...	1,246	99	55	127	54	289	96	4,231	+391	16
17. Paisley . . . . .	268	139	407	3,693	1,927	...	969	...	...	344	100	2	106	1,154	150	308	8,753	3,772	270	...	1,828	192	81	717	183	662	335	8,040	+713	17
18. Perth . . . . .	156	23	179	3,082	...	13	942	...	21	386	283	67	44	3,190	...	14	8,042	3,103	222	...	262	82	107	3,375	95	600	115	7,961	+81	18
19. Renfrew . . . . .	160	...	160	2,165	...	24	1,474	...	55	139	165	11	54	645	...	235	4,968	2,261	175	...	116	70	45	471	122	944	466	4,670	+298	19
20. Roxburgh . . . . .	38	18	56	983	...	...	...	...	226	54	445	45	27	226	...	31	1,337	269	...	...	47	34	67	181	147	308	91	1,144	+193	20
21. Stirling . . . . .	308	...	308	4,459	197	43	2,441	...	311	299	412	87	138	1,721	3	128	10,239	3,702	694	135	1,686	407	270	831	450	1,051	422	9,648	+591	21
Totals . . . . .	6,242	1,357	7,599	84,795	9,009	538	38,004	281	2,276	6,994	5,890	120	13,911	36,168	670	5,235	194,972	83,717	7,568	299	25,296	3,809	4,036	29,734	4,764	25,250	9,657	194,120	+859	

\* These figures include the estimated rent for farm (shown as a deduction in Table XXI.), besides the rent paid for farm land held on lease.



## APPENDIX.—TABLE XXI.

The Expenditure of District Boards of Control during the Financial Year 1928-1929 in Providing, Building, Repairing, and Fitting up and Furnishing District Asylums; and the amount of Monies Borrowed and Assessed for by District Boards of Control under the provisions of the Act 20 & 21 Vict., c. 71.

DISTRICT ASYLUMS.	EXPENDITURE.										DEDUCTIONS.										Amount of Monies Borrowed remaining due at 15th May, 1929.	Assessments for Providing Purposes on the Landward Part of Counties and Burghs of each District in the year to 15th May, 1929.	Amount of Assessment raised for, or applied to Reduction of Debt.
	Land.		Improvements, Alterations, Additions.			Debt Charges		Expenses of General Management.	Gross Expenditure.	Bank and other Interest (Balance).	Rents from Tenants of Houses, etc.	Rental for Lodging of Private Patients.	Transfers from Farm Account.		Other Deductions.	Total Deductions.							
	Purchase of Land.	Rent of Land.	Rates, Taxes, Pen- duty, Stipends.	Asylum Grounds and Buildings.	Farm Ground and Buildings.	Tradesmen's Wages.	Furniture and Fittings.						Interest on Monies Borrowed.										
														1.			2.	3.	4.	5.			
1. Aberdeen	...	...	909	7,041	5	1,228	...	3,627	...	970	13,780	153	393	272	222	...	205	1,245	12,535	69,704	19,431	7,724	
2. Argyll.	...	...	705	791	...	853	183	756	...	415	3,703	...	...	57	55	...	45	157	3,546	411,923	53,450	6836	
3. Argy.	...	...	770	31	...	2,351	46	827	20	226	4,271	...	...	145	100	...	...	245	4,026	23,325	5,600	1,800	
4. Banff.	...	...	216	1,125	...	380	...	977	...	112	2,810	...	...	60	50	...	81	191	2,619	17,612	4,109	947	
5. Dundee	...	...	1,597	2,704	307	1,465	268	1,183	...	287	7,811	37	1,370	29	635	11	...	2,089	5,722	27,634	10,839	4,717	
6. East Lothian	...	...	358	334	61	...	60	...	670	248	1,731	...	179	69	422	48	...	718	1,013	12,940	2,314	1,491	
7. Edinburgh	...	...	2,250	6,683	397	7,811	930	4,609	119	1,413	24,212	...	83	102	428	20	...	634	23,578	105,237	42,301	14,493	
8. Fife	...	...	1,904	4,415	...	1,451	...	2,167	262	1,332	10,704	16	25	581	674	...	...	1,296	9,408	44,067	11,875	3,317	
9. Glasgow (Gartloch)	...	...	1,457	2,676	...	6,118	...	660	...	1,332	12,243	...	1,110	329	277	...	4,578	6,294	5,949	...	...	1,235	
10. Glasgow (Woodilee)	...	...	2,905	6,039	...	5,660	...	516	...	923	16,043	...	4,159	371	417	...	...	4,952	11,091	38,667	37,000	588	
11. Govan.	...	...	1,289	729	...	3,533	386	2,907	...	948	9,792	...	581	549	385	...	...	1,515	8,277	26,512	16,250	4,608	
12. Inverness	...	...	1,194	753	...	896	326	1,408	...	633	5,210	8	...	203	415	...	...	626	4,584	34,332	8,800	3,486	
13. Kirklands	...	...	503	1,322	...	1,111	...	...	...	493	3,429	...	210	...	...	...	...	210	3,219	...	...	...	
14. Lanark	...	...	1,982	6,702	4,122	2,168	...	791	...	681	16,446	...	2,712	282	593	...	7	3,504	12,942	17,000	17,650	9,183	
15. Midlothian	...	...	651	1,208	58	443	...	993	1	287	3,641	149	10	154	250	82	...	650	2,991	20,403	7,395	4,607	
16. Morayshire	...	...	261	352	...	...	133	267	...	27	1,040	...	14	8	286	...	...	308	732	4,550	539	276	
17. Paisley	...	...	99	1,155	1,223	198	36	727	...	529	3,967	21	65	329	270	...	...	639	3,278	16,000	3,644	1,000	
18. Perth.	...	...	197	466	...	217	...	249	127	185	1,441	...	118	50	...	...	...	168	1,273	5,287	2,675	743	
19. Renfrew	...	7	1,109	3,973	20	963	347	3,224	...	602	10,245	76	345	...	175	...	6	602	9,643	63,670	15,750	6,945	
20. Roxburgh	...	...	1,183	552	...	698	286	696	...	403	3,818	...	238	...	175	...	13	251	3,567	16,911	6,670	3,091	
21. Stirling	...	...	1,338	2,703	...	1,840	...	2,087	512	265	8,745	...	181	57	132	135	200	705	8,040	44,900	12,500	2,783	
Totals	...	7	22,877	51,754	6,193	39,384	3,001	28,671	1,711	11,484	165,082	460	11,437	3,953	5,746	296	5,157	27,049	138,033	599,374	238,792	73,870	

† Under this heading appears such expenditure as is needed for the complete equipment of the Asylum and additions to it, and for articles rendered necessary by increase of population.  
 The current expenditure under this heading is given in Table XVII. \*Rents or feu-duties of farm lands proper form part of Maintenance Expenditure and appear in Table XX., showing the receipts and expenses of Asylum Farms. a £3,690 apportioned equally between Lanark and Govan District Boards of Control. b A part applicable to Stonevetas Certified Institution. c Of this sum £721 raised for Bute District Board. d Of this sum £2,244 applicable to Bute District Board. e Of this sum £112 applicable to Bute District Board. Includes cost of materials.



## APPENDIX—MENTAL DEFICIENCY—TABLE No. I.

The Number of Defectives on the Register at 1st January of each year, and the numbers placed on and removed from the Register during each year.

YEARS.	1.		2.				3.		4.			
	Total Registered Mental Defectives at 1st January.		Distribution of Mental Defectives shown in Column 1.				Number admitted to Register during the Year.		Number removed from Register during the year.			
			In Institutions.		Under Guardianship in Private Dwellings.				On Discharge.		By Death.	
	M.	F.	M.	F.	M.	F.	M.	F.	M.	F.	M.	F.
1915 - - -	151	144	114	93	37	51	547	486	45	17	36	27
1916 - - -	617	586	480	412	137	174	227	213	98	78	31	26
1917 - - -	715	695	515	475	200	220	188	184	72	59	35	22
1918 - - -	796	798	568	523	228	275	225	154	102	73	64	54
1919 - - -	855	825	621	534	234	291	171	176	89	77	40	43
Average of 5 Years	627	610	460	407	167	202	272	243	81	61	41	34
1920 - - -	897	881	647	576	250	305	226	202	131	100	45	27
1921 - - -	947	956	663	605	284	351	197	194	81	104	35	28
1922 - - -	1,028	1,018	695	620	333	398	208	261	112	175	30	30
1923 - - -	1,094	1,074	715	643	379	431	211	176	108	93	25	21
1924 - - -	1,172	1,136	752	682	420	454	187	214	104	92	40	21
Average of 5 Years	1,028	1,013	694	625	333	388	206	209	107	113	35	25
1925 - - -	1,215	1,237	768	731	447	506	233	194	110	93	30	22
1926 - - -	1,308	1,316	823	786	485	530	201	154	94	64	29	28
1927 - - -	1,386	1,378	883	829	503	549	162	154	66	48	31	20
1928 - - -	1,451	1,464	924	904	527	560	162	118	97	67	27	17
1929 - - -	1,489	1,498	947	938	542	560	240	242	183	263	27	22
Average of 5 Years	1,370	1,379	869	838	501	541	200	192	110	107	29	22
1930 - - -	1,519	1,555	974	991	545	564	...	...	...	...	...	...



## APPENDIX—MENTAL DEFICIENCY—TABLE No. II.

Table showing the Number on the Register of Rate-Aided Mental Defectives of each sex chargeable to each Lunacy District in Scotland on 1st January, 1930, and the manner of their distribution, also the number per 100,000 of the population.

1.	2.	3.			4.				5.
LUNACY DISTRICT.	Population in 1921.	Number of Registered Rate-Aided Mental Defectives at 1st January, 1930.			Distribution of the Numbers of Rate-Aided Mental Defectives shown in Column 3.				Number of Registered Rate-Aided Mental Defectives per 100,000 of the Population.
		M.	F.	T.	In Certified Institutions.		Under Guardianship in Private Dwellings.		
Aberdeen (City) -	158,963	30	25	55	14	8	22	16	34.6
Aberdeen (County) -	153,392	41	32	73	21	7	28	20	47.6
Argyll -	76,862	6	11	17	5	1	6	1	22.1
Ayr -	299,273	48	63	111	22	34	56	26	37.1
Banff -	57,298	13	28	41	...	5	5	13	71.6
Bute -	33,711	2	2	4	1	...	1	1	11.9
Caithness -	28,285	12	5	17	1	...	1	11	60.1
Dumfries -	143,308	29	25	54	15	13	28	14	37.7
Dundee -	168,402	11	14	25	11	13	24	...	14.8
East Lothian -	47,487	7	7	14	5	4	9	2	29.5
Edinburgh -	420,264	80	116	196	48	62	110	32	46.6
Fife and Kinross -	300,888	83	69	152	43	30	73	40	50.5
Forfar and Kincardine -	133,090	24	37	61	13	18	31	11	45.8
Glasgow -	596,083	488	522	1010	347	391	738	141	169.4
Govan -	372,112	135	161	296	93	128	221	42	79.5
Greenock, -	80,390	15	11	26	12	11	23	3	32.3
Inverness, -	179,865	64	51	115	12	13	25	52	63.9
Lanark, -	496,214	116	101	217	88	63	151	28	43.7
Midlothian -	100,610	19	30	49	13	15	28	6	48.7
Morayshire -	41,558	17	10	27	3	3	6	14	65.0
Orkney -	24,111	3	4	7	...	2	2	3	29.0
Paisley -	111,060	42	28	70	34	20	54	8	63.0
Perth -	125,503	28	24	52	20	16	36	8	41.4
Renfrew -	178,642	19	18	37	13	11	24	6	20.7
Roxburgh -	95,842	19	33	52	6	14	20	13	54.3
Shetland -	25,520	2	1	3	...	...	...	2	11.8
Stirling -	433,764	87	78	165	60	62	122	27	38.0



# APPENDIX—MENTAL DEFICIENCY—TABLE No. III.

Showing the Number of Private and Rate-Aided Defectives of each sex in each of the Certified Institutions on 1st January, 1930, and the changes which have taken place during the year 1929, also the rate of board in each Institution.

Name of Institution.	Address.	Name of Superintendent.	Weekly Rate of Board for Maintenance of Rate-Aided Mental Defectives.	Number of Defectives Resident at 1st January, 1930.				Admissions during 1929.				Discharges during 1929.				Deaths during 1929.			
				Private.		Aided.		Private.		Aided.		Private.		Aided.		Private.		Aided.	
				M.	F.	M.	F.	M.	F.	M.	F.	M.	F.	M.	F.	M.	F.	M.	F.
Baldovan -	-	Dr. Forbes	8.	4	2	153	104	...	...	21	13	...	...	28	13	...	...	2	4
Barnhill -	-	Mr. James M. Maltman	19	...	...	3	...	...	...	2	...	...	...	50	...	...	...	1	...
Birkwood -	-	Miss Jane Davidson	18	...	1	71	48	...	...	11	3	...	...	2	3	...	...	3	1
Bridge of Weir -	-	Dr. Pell -	21	...	...	7	3	...	...	2	1	...	...	3	...	...	...	1	...
Broadfield -	-	Miss Margt. Happell	25	1	...	33	27	...	...	11	27	...	...	4	...	...	...	...	...
Caldwell House -	-	Miss Sime	27	...	...	33	83	...	...	34	85	...	...	1	1	...	...	...	...
Falkirk Poorhouse -	-	Dr. Chislett	17	...	...	...	80	...	...	...	2	...	...	...	1	...	...	...	...
Gogarburn -	-	Dr. R. Bailey	18	...	...	28	31	...	...	2	...	...	...	1	1	...	...	...	...
Govan Poorhouse -	-	Dr. Richard	20	...	...	...	59	...	...	...	...	...	...	...	60	...	...	...	...
(Southern Gen. Hospital)	-		17	...	...	...	...	...	...	...	...	...	...	...	...	...	...	...	...
Larbert -	-	Dr. Clarkson	17	64	40	244	168	8	3	35	17	63	3	35	18	...	...	3	1
*Lennox Castle -	-	Dr. Chislett	21	...	...	...	120	...	...	...	121	...	...	...	...	...	...	...	...
St. Charles' -	-	Sister Mary Carroll	20	...	...	56	60	...	...	...	...	...	...	8	3	...	...	...	...
Stoneyetts -	-	Dr. Chislett	21	1	...	227	56	...	...	54	5	...	...	5	122	...	...	5	1
Waverley Park -	-	Mr. W. J. Hill, Secy.	14	...	2	...	98	...	...	...	19	...	...	...	18	...	...	...	...
Whitehill House (St. Joseph's)	-	Sister Clare Duffy	20	...	...	45	66	...	...	7	7	14	...	3	...	...	...	3	...
				70	47	900	944	8	3	179	300	490	3	140	240	...	...	18	10
																			28

\* Opened on 1st November, 1929.



Printed under the Authority of HIS MAJESTY'S STATIONERY OFFICE  
by McCorquodale & Co., Limited, Printers, Caxton Works, Glasgow.





# Seventeenth Annual Report of the General Board of Control for Scotland

For the Year  
1930

*Presented by the Secretary of State for Scotland  
to Parliament by Command of His Majesty*


EDINBURGH:  
PUBLISHED BY HIS MAJESTY'S STATIONERY OFFICE.

To be purchased directly from H.M. STATIONERY OFFICE at the following addresses :  
120 GEORGE STREET, EDINBURGH ; ADASTRAL HOUSE, KINGSWAY, LONDON, W.C.2 ;  
YORK STREET, MANCHESTER ; 1 ST. ANDREW'S CRESCENT, CARDIFF ;  
15 DONEGALL SQUARE WEST, BELFAST ;  
or through any Booksellers.


1931

*Price 1s. 3d. Net.*









# Seventeenth Annual Report of the General Board of Control for Scotland

For the Year  
1930

*Presented by the Secretary of State for Scotland  
to Parliament by Command of His Majesty*

EDINBURGH:  
PUBLISHED BY HIS MAJESTY'S STATIONERY OFFICE.

To be purchased directly from H.M. STATIONERY OFFICE at the following addresses:  
120 GEORGE STREET, EDINBURGH; ADASTRAL HOUSE, KINGSWAY, LONDON, W.C.2;  
YORK STREET, MANCHESTER; 1 ST. ANDREW'S CRESCENT, CARDIFF;  
15 DONEGALL SQUARE WEST, BELFAST;  
or through any Booksellers.

1931

*Price 1s. 3d. Net.*



# CONTENTS OF THE REPORT.

	PAGE
CHANGES UNDER LOCAL GOVERNMENT (SCOTLAND)	
ACT, 1929 . . . . .	vii
Societies for Assisting Defectives whilst not in Institutions .	x
Methods of Treatment of the Insane . . . . .	xi
Decrease in use of Restraint and Seclusion . . . . .	xii
Voluntary Boarders in Asylums . . . . .	xiii
Floor space in Asylums . . . . .	xiv
Shortage of Asylum Accommodation for pauper patients .	xv
I. NUMBER AND DISTRIBUTION OF THE INSANE AT	
JANUARY, 1930 . . . . .	xvii
Increase in Pauper Lunacy . . . . .	ib
Changes in Number and Distribution during 1929 . . . . .	xviii
Changes from Pauper to Private Class, and <i>vice versa</i> . . . . .	xix
II. STATISTICS OF ESTABLISHMENTS FOR LUNATICS.	
Admissions to Establishments . . . . .	ib
(1) <i>Direct under Sheriff's Order, Sanction of the Board, or other Statutory Authority</i> . . . . .	ib
(2) <i>By Transfer</i> . . . . .	ib
(3) <i>Voluntary</i> . . . . .	ib
Discharges from Establishments . . . . .	xx
(1) <i>Recovered</i> . . . . .	ib
(2) <i>Unrecovered</i> . . . . .	ib
Deaths in Establishments . . . . .	ib
Removals from Establishments on Probation . . . . .	ib
Orders granted by Sheriffs during the Year . . . . .	ib
Licences granted by the Board to Establishments . . . . .	ib
Changes among Attendants and Servants in Establishments .	xxi
Escapes from Establishments . . . . .	ib
Accidents in Establishments . . . . .	ib



# CONTENTS OF THE REPORT.

iii

	PAGE
III. PRESENT CONDITION OF ESTABLISHMENTS FOR LUNATICS.	
Different Classes of Establishments - - - - -	xxii
IV. PATIENTS IN PRIVATE DWELLINGS.	
Continued Decrease in the number under Private Care - -	ib
Number of Private Lunatics in Private Dwellings - - -	ib
Number of Pauper Lunatics in Private Dwellings - - -	ib
General Reports on the Visitation of Patients - - - -	xxiii
V. EXPENDITURE FOR MAINTENANCE OF PAUPER LUNATICS.	
Expenditure by Local Authorities - - - - -	xxviii
Repayments by Relatives - - - - -	ib
Contributions from State Funds - - - - -	ib
Weekly Cost of each Mode of Provision for Pauper Lunatics	ib
VI. DANGEROUS LUNATICS - - - - -	ib
VII. ALIEN LUNATICS - - - - -	xxix
VIII. LUNATICS UNDER JUDICIAL FACTORS - - - - -	ib
IX. NUMBER AND DISTRIBUTION OF MENTAL DEFECTIVES	
AT 1st JANUARY, 1931 - - - - -	ib
X. STATISTICS OF INSTITUTIONS FOR MENTAL DEFECTIVES	xxx
Condition of Defectives under Guardianship - - - -	xxxi
XI. EXPENDITURE FOR MAINTENANCE OF AIDED MENTAL	
DEFECTIVES - - - - -	ib



## APPENDIX.

	PAGE
Table showing (a) the Population and the proportion of Registered Lunatics. (b) The Numbers of Private, Pauper, and Criminal Lunatics, distinguishing between the sexes, and the different modes of disposal of Private and Pauper Lunatics . . . . .	1
Table showing (a) Number of Lunatics on Register at 1st January of each year. The numbers placed on and removed from the Register during each year. The excess of Lunatics placed on the Register over the number removed. (b) The numbers of Lunatics registered each year, who had never previously been registered. (c) Average number of Lunatics on Register during each year, and the percentage of deaths among them . . . . .	2
Table showing the Numbers of Private and Pauper Lunatics resident in Royal, District, Private, and Parochial Asylums, and in Lunatic Wards of Poorhouses, on 31st December of each year from 1920 to 1930; the Numbers thereinto Admitted; the Numbers therefrom Discharged Recovered and Not Recovered; the Numbers Transferred from one Establishment to another; and the Numbers that Died therein in each of the said years . . . . .	3
Table showing the Results of Treatment in different classes of Establishments for each year from 1920 to 1930. (a) Royal and District Asylums; (b) Private Asylums; (c) Parochial Asylum (Lunatic Wards of Poorhouse with Unrestricted Licence); (d) Lunatic Wards of Poorhouses with Restricted Licences; (e) The Statistics of Pauper Lunatics in Private Dwellings for eleven years, 1920-1930 . . . . .	4
Table showing the Numbers of Private and Pauper Lunatics of each Sex, in each Royal and District Asylum, Private Asylum, Parochial Asylum, and Licensed Poorhouse in Scotland, on 1st January, 1931, and the accommodation in these Establishments . . . . .	9
Table showing the Numbers of Pauper Lunatics chargeable to each Lunacy District, who were resident in Establishments or in Private Dwellings respectively, on 1st January of each year from 1921-1931 . . . . .	10
Return showing the Numbers of Pauper Lunatics of each Sex chargeable to each County and large Burgh in Scotland on 1st January, 1931, and the manner of their disposal . . . . .	15
Table showing the Manner in which the Pauper Lunatics chargeable to each County and large Burgh, placed on the Register of the Board during 1930, were disposed of, and the Changes that have taken place during the year in the Disposal of those on the Register on 1st January of that year . . . . .	17
Return exhibiting the Number of Orders granted by the Sheriffs for Admission of Lunatics into any Public, Private, District, or Parochial Asylum or House, stating the Asylum or House to which such Order was sent, during the year ended 31st December, 1930 . . . . .	19
Table showing Average Number of Patients Resident, and the Results of Treatment in each Asylum or other Establishment, for the year 1930. (a) Royal and District Asylums; (b) Private Asylums; (c) Parochial Asylum (Lunatic Wards of Poorhouse with Unrestricted Licence); (d) Lunatic Wards of Poorhouses with Restricted Licences . . . . .	21
Return exhibiting the Number of Licences granted by the Board for the Continuance, Establishment, or Renewal of Private Asylums, Lunatic Wards of Poorhouses, and Institutions for Mental Defectives, and the Transfer of any such Licence from any one Establishment to another, during the year ended 31st December, 1930 . . . . .	23



	PAGE
Tables showing (i) Classification of all recorded Causes of Death of Private Patients who Died in Asylums and other Establishments in the year 1930, and (ii) Classification of all recorded Causes of Death of Pauper Patients who died in Asylums and other Establishments in the year 1930 - - - - -	24
Table showing Expenditure for each Lunacy District on account of Pauper Lunatics during the year ending 15th May, 1930 - - - - -	28
Table showing the Average Weekly Cost of Maintenance of Pauper Lunatics in the different classes of Establishments, and in Private Dwellings, in each of the eight years 1922-23 to 1929-30 - - -	30
Table showing the Weekly Rates of Maintenance for each mode of providing for Pauper Lunatics in each Lunacy District during the year ending 15th May, 1930 - - - - -	30
Table showing the present Weekly Rates of Board in Royal and District Asylums, and the estimated Weekly Cost of Patients in Parochial Asylums and Poorhouses - - - - -	31
Table showing the Expenditure of District Boards of Control on the Maintenance and Management of Pauper Lunatics during the Financial year 1929-30 - - - - -	32
Table showing the Quantity per Patient of various Articles of Dietary, and of Tobacco and Fuel, supplied to each District Asylum during the Financial year 1929-30, and the Price of each Article supplied -	38
Table showing the Quantities and Estimated Values of Articles supplied to District Asylums from Asylum Farms and Gardens during the Financial year 1929-30, and Prices at which the Produce supplied has been estimated - - - - -	44
Table showing the Acreage of Farms attached to District Asylums; Receipts and Expenses of such Farms and of Gardens during the Financial year 1929-30, and Profits shown on the year's transactions	45
Table showing the Expenditure by District Boards of Control during the Financial year 1929-30 in Providing, Building, Repairing, Fitting-up, and Furnishing District Asylums; and the amount of Monies Borrowed and Assessed for by District Boards of Control under the provisions of the Act 20 and 21 Vict. c. 71 - - - -	46
Table showing the Number of Defectives on the Register at 1st January of each year, and the numbers placed on and removed from the Register during each year - - - - -	47
Table showing the Number on the Register of Rate-Aided Mental Defectives of each sex chargeable to each County and large Burgh in Scotland on 1st January, 1931, and the manner of their distribution, also the numbers per 100,000 of the population - - - - -	48
Table showing the Number of Private and Rate-Aided Defectives of each sex in each of the Certified Institutions on 1st January, 1931, and the changes which have taken place during the year 1930, also the rate of board in each Institution - - - - -	50
Circular issued to County Clerks and to Town Clerks of large Burghs regarding the position under the Local Government (Scotland) Act, 1929, of Societies undertaking the duty of assisting and supervising Mental Defectives whilst not in Institutions - - - - -	51







# Seventeenth Annual Report.

TO THE RIGHT HONOURABLE

SIR ARCHIBALD HENRY MACDONALD SINCLAIR,  
BARONET, C.M.G., M.P.,

*One of His Majesty's Principal Secretaries of State.*

GENERAL BOARD OF CONTROL FOR SCOTLAND,  
EDINBURGH.

SIR,

We, the General Board of Control for Scotland, have the honour to present our Seventeenth Annual Report on the Condition and Management of Lunatics and Lunatic Asylums, and on the Protection and Control of Mental Defectives in Scotland.

During the past year Mr. A. D. Wood, J.P., retired from the Secretaryship to the Board, to which Office he was appointed in 1911. Throughout his period of service Mr. Wood showed unfailing courtesy to all with whom he came in contact and he was always zealous for the high efficiency of the Department.

The vacancy caused by the retirement of Mr. Wood has been filled by the appointment of Mr. J. A. W. Stone, who has been in the service of the Department since 1901.

In our last Report reference was made to the passing of the Local Government (Scotland) Act, 1929, which as from 15th May, 1930, transferred to County Councils and to Town Councils of large Burghs, as defined in the Act, the duties of District Boards of Control and of Parish Councils under the Lunacy and Mental Deficiency (Scotland) Acts. In view of the special nature of the particular social service which it is the duty of the Board to supervise, they were a little anxious regarding the effect on that service of these administrative changes, but during the short period which has since elapsed most transferee authorities have shown an active interest in their new duties and the Board have every reason to hope that under their local administration the care and treatment of the insane and the mentally defective will continue on progressive lines. It will be remembered that under Section 14 of the Act of 1929 the County Councils and the Town Councils of large Burghs were required to prepare and submit, for the approval of the Secretary of State, schemes for the future discharge of certain functions relating *inter alia* to Lunacy and Mental Deficiency. In a circular which the Board issued to the new Authorities on 2nd December, 1929, it was recommended that there should be a Special Committee or Sub-Committee to deal with these services and that provision should be made for the co-option thereto of persons other than members of the Council. That suggestion was made in the hope of retaining or securing the services of persons who had shown an interest in the subject of mental welfare, including in the years immediately following the coming into operation of the new Act, members of the old District Boards of Control.



An examination of the Administrative Schemes shows, however, that Lunacy and Mental Deficiency functions (other than the care of educable defectives) have been referred or delegated :—

- (a) Partly to the Public Health Committee and partly to the Public Assistance Committee in 39 cases ;
- (b) To a joint Public Health and Public Assistance Committee in 10 cases ;
- (c) To the Public Assistance Committee in 5 cases ; and
- (d) To a joint Public Health and Lunacy and Mental Deficiency Committee in 1 case.

In a number of cases a Mental Diseases Sub-Committee of the Public Health Committee has been appointed.

Section 11 (4) of the Act provides that where a District Asylum or Institution for mental defectives has been provided by a District Board of Control whose functions are by the Act transferred to two or more Transferee Authorities, then, unless the Transferee Authorities, with the approval of the General Board of Control, otherwise agree, such Transferee Authorities shall be deemed to have combined for the provision and maintenance of such Asylum or Institution, and that on such terms and conditions as the Transferee Authorities may agree and, failing agreement, as the General Board may by order determine. In no case has it yet been necessary for the Board to issue an Order under this Section.

It is also provided by Section 11 (5) of the Act that as respects functions transferred by or under the Act, any transferor authority is immediately before such transfer of functions takes effect included in a combination of local authorities, the combination shall be deemed to continue and the transferee authority shall be deemed to have entered into the combination, subject to the modification that, notwithstanding anything in any Act of Parliament or the agreement, order, or other document regulating the combination, the transferee authority may, with the consent of the Central Department, at any time before the expiration of two years after the transfer of functions takes effect, on giving not less than six months previous notice in writing to all the other local authorities included in the combination, withdraw from the combination on such terms and conditions as may be agreed upon between the authorities and, failing agreement, as the Central Department may by order determine.

The following Table shows the Institutions administered by a combination of Local Authorities and the constitution of such combination :—

Institution.	Local Authorities in the Combination.
Argyll District Asylum - - - -	Argyll County Council. Bute County Council.
Ayr District Asylum - - - -	Ayr County Council. Ayr Town Council. Kilmarnock Town Council.
Fife District Asylum - - - -	Fife County Council. Perth and Kinross County Council. Dunfermline Town Council. Kirkcaldy Town Council.



Institution.	Local Authorities in the Combination.
Inverness District Asylum - - -	Inverness County Council. Ross and Cromarty County Council. Sutherland County Council. Moray and Nairn County Council. Inverness Town Council.
Kirklands Asylum - - - - - } Lanark District Asylum - - - - - } Birkwood Certified Institution - - - - - }	Lanark County Council. Motherwell and Wishaw Town Council. Airdrie Town Council. Coatbridge Town Council. Hamilton Town Council. Rutherglen Town Council.
Midlothian District Asylum - - -	Midlothian County Council. Peebles County Council.
Paisley District Asylum - - - - - } Broadfield Certified Institution - - - - - }	Paisley Town Council. Glasgow Town Council. Renfrew County Council.
Perth District Asylum - - - - -	Perth and Kinross County Council. Perth Town Council.
Renfrew District Asylum - - - - -	Renfrew County Council. Glasgow Town Council. Port-Glasgow Town Council.
Roxburgh District Asylum - - - - -	Roxburgh County Council. Berwick County Council. Selkirk County Council.
Stirling District Asylum - - - - -	Stirling County Council. Dunbarton County Council. West Lothian County Council. Clackmannan County Council. Stirling Town Council. Falkirk Town Council. Dumbarton Town Council. Clydebank Town Council.
Greenock Parochial Asylum - - - - -	Renfrew County Council. Greenock Town Council.
Baldovan Certified Institution - - - - -	Aberdeen County Council. Angus County Council. Kincardine County Council. Perth and Kinross County Council. Arbroath Town Council. Perth Town Council.

The Institutions which are administered by a single Local Authority are as follows :—

Institution.	Local Authority.
Aberdeen District Asylum - - -	Aberdeen Town Council.
Banff District Asylum - - - - -	Banff County Council.
Dundee District Asylum - - - - -	Dundee Town Council.
Edinburgh District Asylum - - - - -	Edinburgh Town Council.
East Lothian District Asylum - - - - -	East Lothian County Council.
Gartloch District Asylum - - - - -	Glasgow Town Council.
Woodilee District Asylum - - - - -	Glasgow Town Council.
Govan District Asylum - - - - -	Glasgow Town Council.
Gogarburn Certified Institution - - - - -	Edinburgh Town Council.
Stoneyetts Certified Institution - - - - -	Glasgow Town Council.
Lennox Castle Certified Institution - - - - -	Glasgow Town Council.



Provision is also made in Sub-section (1) of Section 11 for any two or more Local Authorities to combine for any purpose in which they are jointly interested and that on such terms and conditions as may be agreed between them, and under Sub-section (2) it is lawful for the Central Department, on the application of a Local Authority, if it shall appear that the combination of that Authority with any other Local Authority or Authorities for any purpose would be of public or local advantage, to make an Order combining the areas of the Local Authorities or parts thereof for the purpose specified therein, provided that unless all the Local Authorities concerned consent such an Order shall not be made except after a local inquiry.

Certain of the Local Authorities which are combined for the purpose of Asylum administration are considering the question of combining under Sub-section (1) of Section 11 for the purpose of providing and administering jointly an Institution for mental defectives.

Under Section 10 (7) of the Act for certain purposes, including Lunacy and Mental Deficiency, the County of Kinross, which was formerly combined under the Lunacy Acts with the County of Fife, is now combined with the County of Perth, and the County of Nairn, which was formerly combined under the Lunacy Acts with the Counties of Ross and Cromarty, Sutherland and Inverness, is now combined with the County of Moray.

In the historical Tables published in the Statistical Appendix to this Report, the figures for the years 1920-1929 are in respect of the Lunacy areas which existed up to 15th May, 1930. For the year ending 31st December, 1930, the figures are shown in respect of each of the Counties and large Burghs which, under the Local Government (Scotland) Act, 1929, have become the administrative areas for Lunacy and Mental Deficiency. The grouping in the historical Tables has been retained as nearly as possible in accordance with the old arrangement for the purpose of comparison. In certain cases, however, where the former lunacy administrative areas were not coterminous with the new areas, the figures for the year 1930 are approximate.

The financial Tables which are based upon Returns for the year ending 15th May, 1930, show the results of the accounting in respect of the District Asylums during the last year of District Board of Control administration.

Prior to the passing of the Local Government (Scotland) Act, 1929, a sum of £750 was included in the Vote of the General Board of Control as a Grant towards the work of Societies assisting or supervising defectives whilst not in Institutions. As from 15th May, 1930, that sum was included in the Block Grant payable to Local Authorities, and the Board issued a circular to County Clerks and to Town Clerks of large Burghs recommending that, for convenience, advantage should be taken of the provisions of Section 68 of the Local Government (Scotland) Act which authorises a Local Authority to request the Department of Health to pay direct to a Voluntary Association the contributions of the Local Authority towards the expenses of the Association out of the amount payable as the General Exchequer Grant. As the response of the Local



Authorities was not satisfactory, the Board found it necessary to make a scheme under Section 64 of the Act providing for payment by County Councils and Town Councils of large Burghs of contributions to Societies undertaking the duty of assisting or supervising mental defectives whilst not in Institutions.

The Board desire to make reference to the importance of the work which has been and is being done by these Societies, and to the tactful and unobtrusive manner in which their supervision of uncertified mental defectives has been carried out. At the present time, of the children who are notified under Section 2 (2) (b) of the Mental Deficiency and Lunacy (Scotland) Act, 1913, as incapable of receiving benefit or further benefit from instruction in a Special School or Class, very few receive any further official cognizance, but in a number of these cases the Voluntary Associations render a valuable service by keeping in touch with such children at their homes, and, as far as their funds permit, by providing, where possible, occupation centres which the children attend, with great benefit, for a certain period each day. The Associations also keep in touch with children who have been discharged from Special Schools and Classes on attaining the age of 16 years, and with defectives who have been discharged from Certified Institutions. There is no specific provision in the Mental Deficiency and Lunacy (Scotland) Act, 1913, for the further training of cases notified under Sections 2 (2) (b) and 3 (2) of the Act other than by sending them to Certified Institutions or boarding them out under guardianship. It is suggested as desirable in many cases where the home conditions are not unfavourable that the defectives might be certified and placed under official guardianship at home and the Board are of opinion that the local authorities should have specific statutory powers to provide day occupation centres for such children.

The certification of such defectives under the Mental Deficiency Act would enable the Local Authorities concerned to incur expenses in providing for their further training.

Passing from the review of the administrative changes which have taken place and the consequent alteration of the conditions under which the duties of the Board fall to be discharged, we think it useful to refer briefly to the methods of treatment of the insane, the results of such treatment in recent years, and the present position in respect of institutional accommodation for the insane in Scotland.

It is now 74 years since the passing of the basic Act which established the present system of lunacy administration in Scotland. With the passing of that Act, important improvements were effected in the methods of caring for and treating the insane, and there was introduced a new and enlightened outlook upon mental afflictions.

One of the first evidences of progress in the treatment of the insane appeared in the departure from the barbarous forms of restraint and seclusion which at one time were regarded as essential in the management of what were then described in earlier Acts of Parliament as "fatuous persons." Restraint and seclusion are still required in dealing with extremely difficult cases, but their use is now very limited and, as will be seen from the accompanying Table, is resorted to only in very few cases.



TABLE I.

SHOWING FOR ALL THE SCOTTISH ASYLUMS THE AVERAGE YEARLY NUMBER OF PATIENTS RESIDENT AND THE AVERAGE YEARLY NUMBER OF INDIVIDUALS SUBJECTED TO RESTRAINT AND SECLUSION.

Period.	Average yearly number of Patients Resident.	Average yearly number of Patients subjected to Restraint.	Average yearly number of Patients subjected to Seclusion.
1896-1900	10,805	59.2	114.0
1902-1906	12,360	36.4	72.4
1907-1911	13,812	32.6	30.6
Year 1930	16,642	14.0	6.0

The decrease in the use of mechanical restraint and of seclusion has, of course, necessitated the introduction of alternative methods, such as a more extensive use of nursing and sedative treatment.

As regards ameliorative and curative treatment of mental disease, advances have been made mainly in the direction of nursing care, physical rehabilitation, healthful occupation, and the direction at the proper stage of the patients' interest in some form of occupation. Probably the most important of the progressive movements in the treatment of the insane is the introduction and extensive development of hospital care and nursing, which, it is found, produce conditions in which the restorative work of occupational therapy becomes possible. In this connection it is important to mention the great advantages which have resulted from the introduction of female nursing of male patients in the hospital wards of institutions for the insane, a practice which is now almost general in Scotland. It has often been pointed out that the insane are more susceptible to infectious and contagious diseases than is the general population, but while tuberculosis and dysentery were at one time very prevalent in lunatic asylums, they are now no more so than in general hospitals. It is probably the case that a person who suffers from mental disease has a lowered resistance to attacks from certain bodily diseases, but it is doubtless also true that acute or prolonged bodily disease is the cause of much mental affliction.

There is no doubt that the great improvement in the general health of asylum patients and the decrease in epidemic and endemic disease in asylums is due to the introduction of hospital methods of treatment and the greatly improved hygienic conditions. The improvement in the physical health of the patients has undoubtedly done much to bring about improvement in their mental condition as is shown by the steadily maintained low death rate and high recovery rate in asylums.



The following Table shows for Royal and District Asylums in respect of each quinquennium since 1864 and for each of the past 5 years the percentage (1) of deaths calculated on the average number resident and (2) of recoveries calculated on the admissions.

TABLE II.

Year.	Average of 5 years ending.	Proportion of Deaths per cent. on number Resident.	Proportion of Recoveries per cent. on Admissions.
	1864	8.2	37.0
	1869	8.4	34.7
	1874	8.4	41.0
	1879	7.7	40.4
	1884	8.0	41.0
	1889	7.8	39.0
	1894	8.8	38.6
	1899	8.4	37.3
	1904	9.3	36.8
	1909	9.7	34.8
	1914	9.7	34.6
	1919	12.5	27.9
	1924	10.3	30.5
	1929	8.8	33.6
1926		8.6	35.9
1927		8.8	33.4
1928		8.5	31.8
1929		9.4	33.3
1930		8.0	33.9

The figures in the foregoing Table are in respect of certified patients only. During recent years, however, there has been a steady increase in the number of persons who enter Asylums voluntarily at a stage when their condition is likely to yield to curative treatment. This increase in the number of voluntary patients affects both the admission rate of certified patients and also the percentage of recoveries among these, for it is undoubted that many patients of the voluntary type were formerly certified at a later stage of their illness, and it is also from this type of patient that recoveries are naturally expected. But statistics regarding the results of treatment of voluntary patients are not available.

Formerly only private patients entered Asylums voluntarily. That was doubtless due very largely to the fact that when an Inspector of Poor was called in to deal with a case under the Lunacy Acts the mental condition had reached a stage at which certification had become necessary, but even in suitable cases Inspectors of Poor could hardly be expected to make arrangements for rate-aided persons to enter Asylums voluntarily, having regard to the facts (1) that Grant from the Local Taxation Account was paid to Local Authorities in respect only of maintenance costs of certified lunatics and (2) that a District Board of Control had no duty to contribute towards the cost of maintenance of other than certified lunatics,



During the War the distribution of the Lunacy Grant from the Local Taxation Account became stereotyped and thereafter a limited number of persons entered Asylums voluntarily for treatment as rate-supported patients with the approval of the Parish Councils concerned who assumed responsibility for the whole cost of the maintenance of these patients.

With the transfer of the functions of Parish Councils and District Boards of Control to County Councils and to Town Councils of large Burghs, the whole responsibility for the care and maintenance of persons requiring assistance on account of mental illness now rests with one Authority instead of two as formerly, and as the Grant from the Local Taxation Account has been merged in the Block Grant the deterrents above referred to have been removed.

It is accordingly anticipated that suitable cases will enter Asylums in increasing numbers as rate-aided voluntary patients and so receive treatment for their mental illness at an early stage instead of waiting until the disease has reached a stage at which it is necessary to place them under care upon certificates and an Order by the Sheriff.

One factor which the Board consider to have been of considerable importance in improving the general health of patients and of fostering their wellbeing and spirit of contentment is the maintenance of a fairly generous standard of accommodation in terms of floor space rather than of cubic space for each patient. The Board lay considerable stress upon the importance of this factor in the treatment of the insane, as the restriction of accommodation not only militates against proper nursing but also increases the restlessness of the patients, especially where there may be one or two excitable cases. In this connection it is not without significance that, as will be seen from a reference to Table II. above, there was a general increase in the percentage of deaths during the later years of the War and the earlier years of the post-war period when Asylum accommodation was severely congested as the result of four of these Institutions being utilised as War Hospitals, although, of course, there were other causes at that time affecting the health and the disease resistance of all classes of the community. The floor area per patient which has been regarded by the Board as a desirable minimum is as follows :—

(1) In Dayrooms	...	...	...	...	30 sq. ft.
(2) In Dormitories	...	...	...	...	60 „
(3) In Hospitals and single rooms	...	...	...	...	90 „

While the number of the insane under treatment in Asylums has been steadily increasing, the Asylum accommodation remains much as it was in 1914, due to the fact that, on account of financial restrictions during the War and post-war years, Local Authorities have refrained from incurring capital expenditure for this purpose to any great extent. The result is that many of the Asylums have reached a stage at which the floor space per patient has fallen below the desirable minimum either in the dormitory or dayroom accommodation or both.

During the year 1930 the Board obtained Returns showing the total amount of floor space in each Asylum, and the following Table which has been prepared from these Returns shows the amount of (a) dormitory



accommodation and (b) dayroom accommodation based on the minimum standard of 60 sq. ft. and 30 sq. ft. respectively, as well as the number of patients, certified and voluntary, who were resident at 1st January, 1931, and the surplus or deficit of accommodation in each Asylum in respect of dormitory and dayroom space respectively.

TABLE III.

Asylum.	Number of Patients at 1st January, 1931.			Dayroom accom- modation for	Surplus + or deficit — of day- room accom- modation.	Dormitory accom- modation for	Surplus + or deficit — of bed accom- modation.
	Certified.	Voluntary.	Total.				
Aberdeen Royal -	860	28	888	1,230	+342	1,029	+141
Orchton Royal -	731	293	1,024	1,316	+292	1,266	+242
Dundee Royal -	46	15	61	148	+ 87	110	+ 49
Edinburgh Royal -	644	161	805	1,660	+855	932	+127
Glasgow Royal -	416	140	556	847	+291	550	— 6
Montrose Royal -	736	48	784	1,010	+226	779	— 5
Perth Royal -	120	51	171	509	+338	191	+ 20
*Aberdeen District -	693	29	722	692	— 30	705	— 17
*Argyll District -	471	10	481	481	...	421	— 60
Ayr District -	653	9	662	784	+122	660	— 2
Banff District -	194	1	195	263	+ 68	221	+ 26
*Dundee District -	556	...	556	570	+ 14	583	+ 27
*East Lothian District -	243	2	245	236	— 9	222	— 23
Edinburgh District -	985	63	1,048	1,045	— 3	1,035	— 13
*Fife District -	841	15	856	694	—162	813	— 43
Gartloch District -	811	...	811	782	— 29	836	+ 25
Woodilee District -	1,256	...	1,256	914	—342	959	—297
Govan District -	867	3	870	803	— 67	736	—134
Inverness District -	752	...	752	604	—148	609	—143
Kirklands -	256	3	259	257	— 2	235	— 24
*Lanark District -	1,269	27	1,296	1,353	+ 57	1,182	—114
*Midlothian District -	353	7	360	355	— 5	379	+ 19
Morayshire District -	163	...	163	205	+ 42	147	— 16
*Paisley District -	320	12	332	302	— 30	304	— 28
Perth District -	427	...	427	553	+126	412	— 15
*Renfrew District -	398	3	401	567	+166	446	+ 45
*Roxburgh District -	395	8	403	480	+ 77	474	+ 71
*Stirling District -	1,023	19	1,042	1,036	— 6	1,010	— 32
Greenock Parochial -	249	...	249	209	— 40	207	— 42
<b>Summary :</b>							
In Royal Asylums -	3,553	736	4,289	6,720	+2,431	4,857	+568
In District Asylums -	12,926	211	13,137	12,976	—161	12,389	—748
In Parochial Asylum -	249	...	249	209	— 40	207	— 42

\* These Asylums have a number of boarders from areas other than those served by them.

It will be observed that the accommodation in many of the District Asylums is fully taxed and that over the whole of Scotland there is little reserve of accommodation for new cases. In the Royal Asylums which provide very largely for private patients, the amount of floor space allowed for each patient is probably much greater than that which is regarded by the Board as a desirable minimum, and any surplus of accommodation shown in Table No. III in respect of these Institutions may accordingly be in excess of the actual surplus. In any case, it cannot be assumed that there is much surplus of accommodation, if any, for pauper patients in Royal Asylums. The Dundee Royal Asylum, the Glasgow Royal Asylum and the Murray's Royal Asylum, Perth, receive only private patients. The following Table shows the average excess of admissions over discharges and deaths in respect of each District Asylum during the past five years.



TABLE IV.

Asylum.	Excess of Admissions over Discharges and Deaths + or excess of Discharges and Deaths over Admissions — during the year.					Total for 5 years 1926-1930
	1926.	1927.	1928.	1929.	1930.	
Aberdeen District - - -	+16	+20	+20	+17	- 8	+ 65
Argyll District - - -	+10	- 8	+31	+24	+17	+ 74
Ayr District - - -	+ 2	+21	+ 3	+ 2	+46	+ 74
Banff District - - -	+ 9	- 7	+ 5	- 9	- 4	- 6
Dundee District - - -	+16	- 7	+22	+19	-16	+ 34
East Lothian District - -	- 1	- 5	+ 4	+ 1	- 6	- 7
Edinburgh District - - -	- 2	-31	+18	+17	+48	+ 50
Fife District - - -	- 2	+43	+24	+10	- 3	+ 72
Glasgow (Gartloch) District -	+19	+34	+ 3	-14	+ 8	+ 50
Glasgow (Woodilee) District -	-10	+28	+18	- 8	+62	+ 90
Govan District - - -	+29	-36	+40	+ 2	+ 4	+ 39
Inverness District - - -	+ 8	+ 5	+21	+ 3	+ 2	+ 39
Kirklands - - -	+ 1	+ 6	+ 3	...	- 2	+ 8
Lanark District - - -	+22	+11	+20	+ 5	+45	+103
Midlothian District - - -	-21	- 6	+ 2	+19	+ 1	- 5
Morayshire District - - -	+ 2	+ 2	+10	- 1	- 5	+ 8
Paisley District - - -	+20	+31	+ 4	+16	+16	+ 87
Perth District - - -	+ 8	+ 4	+29	- 3	+ 9	+ 47
Renfrew District - - -	+16	- 3	+ 9	+ 9	- 4	+ 27
Roxburgh District - - -	+10	- 2	- 2	+22	+12	+ 40
Stirling District - - -	+13	+61	+22	+21	+37	+154
Greenock Parochial - - -	...	+16	- 2	+12	- 4	+ 22
Totals - - -	+165	+177	+304	+164	+255	+1,065

There are, however, other causes contributing to the same result. *First*—the presence of mental defectives in Lunatic Asylums. From Returns which have recently been obtained by the Board there are stated to be 2,133 mental defectives boarded in the Asylums for the insane and of these 905 are returned as suitable to be dealt with under the Mental Deficiency Act and placed in Certified Institutions. At present the accommodation in Certified Institutions falls very far short of requirements, but when Local Authorities have made satisfactory provision for the institutional accommodation of mental defectives the Asylum congestion will be relieved directly by the transfer of 905 cases to Institutions under the Mental Deficiency Act, and indirectly by the diversion to Certified Institutions of defectives who in recent years have had to be admitted to Asylums. *Second*—There are in Asylums many patients who do not require institutional treatment and might with advantage to themselves as well as to the community be boarded-out with suitable guardians. This system of boarding-out such patients has long been characteristic of Scottish Lunacy administration, and from time to time we have expressed regret that more advantage was not being taken of it. On 1st January, 1912, the total number of boarded-out



lunatics was 3,017, and on 1st January, 1931, it had fallen to 1,477. A return to this practice would do much to solve the problem of accommodation and would also save a large sum annually to the public authorities responsible for maintenance charges. *Third*—A large part of the existing accommodation is occupied by senile patients who do not require and can derive no benefit from the curative treatment provided by modern asylums. They, of course, require medical care and proper nursing, but we are strongly of opinion that most of them could be suitably provided for in a less expensive type of institution. Their removal would, of course, materially relieve the pressure on the existing accommodation.

The problem may also be approached from the other end, viz., by diminishing if possible the demand for admission into Asylums. The benefits of early treatment are nowhere greater than in cases of mental disease. It is now a number of years since the Glasgow Parish Council opened Wards in one of their Poor Law Hospitals for the reception and observation of persons suffering from forms of incipient mental disorder. The object of this experiment was to encourage persons to submit themselves to treatment of mental disorder at a stage when there is a fair prospect of recovery, and to receive such treatment without certification. It was anticipated that this would result in reducing the number of admissions to Asylums and also effect an economy by shortening the necessary period of treatment in many cases. Similar Observation Wards have since been tried with marked success in Aberdeen, Paisley and Dundee, and the results of treatment in these Institutions confirm the hopes which were entertained regarding their usefulness in preventing certification in many cases. There is no specific Statutory provision for these Observation Wards, but it is hoped that they will be placed upon a proper legal basis in the near future, and it is confidently believed that an extension of the system to other areas will result in a further abatement of the demand for Asylum accommodation.

#### I.—NUMBER AND DISTRIBUTION OF THE INSANE AT 1ST JANUARY, 1931.

On 1st January of the present year, exclusive of insane persons maintained at home by their natural guardians, there were in Scotland 19,241 insane persons, of whom we had official cognisance, including the inmates of Training Schools for Imbecile Children who have not been certified under the Mental Deficiency Act and of the Criminal Lunatic Department of Perth Prison. Of these 2,947 were maintained from private sources, 16,221 from the rates, and 73 at the expense of the State. As the total number at 1st January, 1930, was 19,059, an increase of 182 has taken place during the past year.



The following table shows the number and distribution of the insane of each sex in the different classes of establishments and in private dwellings at 1st January, 1931, distinguishing between private and pauper patients:—

MODE OF DISTRIBUTION.	Male.	Female.	Total.	PRIVATE.			PAUPER.		
				M.	F.	T.	M.	F.	T.
In Royal Asylums -	1,649	1,904	3,553	893	1,085	1,978	756	819	1,575
" District Asylums -	6,722	6,204	12,926	608	208	816	6,114	5,996	12,110
" Private Asylums -	14	29	43	14	29	43	...	...	...
" Parochial Asylum, i.e., Lunatic Wards of Poorhouse with un-restricted Licence† -	138	111	249	6	...	6	132	111	243
" Lunatic Wards of Poorhouses with restricted Licences -	453	426	879	...	...	...	453	426	879
" Private Dwellings -	655	822	1,477	22	49	71	633	773	1,406
	9,631	9,496	19,127	1,543	1,371	2,914	8,088	8,125	16,213
" Criminal Lunatic Department of Perth Prison -	66	7	73	...	...	...	...	...	...
" Training Schools -	23	18	*41	18	15	33	5	3	8
TOTALS	9,720	9,521	19,241	1,561	1,386	2,947	8,093	8,128	16,221

† Greenock Parochial Asylum is now the only Asylum of this class.

\* In addition to these there were 795 inmates certified under the Mental Deficiency Act.

The general results during 1930, as compared with 1929, are, in regard to *registered*\* lunatics, as follows:—(1) There was a total increase of 185, due to a decrease of private patients by 16, and an increase of pauper patients by 201. (2) The total increase of 185 resulted from an increase of the number in establishments by 245, and a decrease of the number in private dwellings by 60. (3) The increased number of 245 in establishments arose from a decrease of 16 private patients and an increase of 261 pauper patients.

\* The inmates of Training Schools for Imbeciles and of the Criminal Lunatic Department of Perth Prison are recorded in separate books, and, not being on the Board's General Register of Lunatics, are not included in this statement.



CHANGES FROM THE PAUPER TO THE PRIVATE CLASS,  
AND *vice versa*.

It must be kept in view, in connection with the statistical tables giving the number of lunatics classified into private and pauper patients, that each patient does not necessarily continue till his discharge in the class to which he belonged on being placed on the Boards' register. The results shown depend partly on the number of persons who, while continuing on the Board's register, cease to be private patients and become paupers, and *vice versa*.

## II.—STATISTICS OF ESTABLISHMENTS FOR LUNATICS.

(See Tables on Pages 1 to 18 of Appendix to Report.)

### ADMISSIONS TO ESTABLISHMENTS.

(1) *Admissions directly under a Sheriff's Order †, the sanction of the Board or other Statutory Authority.*

In arriving at the number of persons admitted to establishments who thereby add to the gross number of asylum patients, the number of admissions which refer to a mere transfer from one establishment to another must be deducted.

(a) The total number of patients admitted to establishments (excluding transfers) during 1930 was 3,056, which is 117 less than in the previous year and 116 less than the average for the quinquennium 1925-29.

(b) The number of private patients admitted last year was 450, which is 27 less than in the preceding year and 20 less than the average for the quinquennium 1925-29. The pauper patients admitted to establishments numbered 2,606, which is 90 less than in the preceding year, and 96 less than the average for the quinquennium 1925-29.

The number of patients who had never previously been registered, and who were admitted for the first time to establishments for the insane in Scotland during 1930 was 2,354—373 private patients and 1,981 pauper patients.

The number of private patients admitted for the first time is 70 less than in the preceding year. The number of pauper patients who had never previously been registered is 30 less than in 1929.

(2) *Admissions by Transfer.*

The number of patients transferred from one establishment to another during 1930 was 279, which is 18 less than the previous year and 17 more than the average for the five years 1925-29.

(3) *Admission of Voluntary Patients.*

Voluntary patients are persons who, with the sanction of the Board, granted on a simple application signed by the patient, voluntarily enter asylums for treatment of mental disorder. They cannot be detained for more than three days after giving notice of their intention or desire to leave. They are not certified as insane and are not registered as lunatics, but a record is made of their names and other particulars regarding them. The whole number of such persons admitted into asylums in 1930 was 734. The average number admitted for the ten years 1921-30 was 565. The number rendered on 1st January, 1931 was 972.

† NOTE—Detention in an Asylum can only be by Order of the Sheriff or of the Secretary of State.



## DISCHARGES FROM ESTABLISHMENTS.

*(1) Discharges of the Recovered.*

During 1930, 186 private patients were discharged recovered, which is 28 more than the number in the preceding year and 10 more than the average of the five years 1925-29. The number of pauper patients discharged recovered was 931, which is 38 less than in the preceding year, and 29 less than the average for the five years 1925-29.

*(2) Discharges of the Unrecovered.*

The number of private patients discharged unrecovered, excluding transfers, during 1930, was 109, which is 6 less than last year and 16 less than the average of the five years 1925-29. The number of pauper patients discharged unrecovered was 217, which is 12 less than the number so discharged in the preceding year, and is 55 less than the average for the five years 1925-29.

## DEATHS IN ESTABLISHMENTS.

The number of private patients who died in establishments during 1930 was 210, which is 80 less than last year and 32 less than the average of the five years 1925-29. The number of pauper patients who died was 1,158, which is 143 less than last year and 52 less than the average of the five years 1925-29.

The death rate for private and pauper patients in establishments per cent. of the average number resident for the year 1930 was 7.8, as compared with 9.2 in the previous year.

The causes of death are shown in Table XII. of the Appendix.

## REMOVALS FROM ESTABLISHMENTS ON STATUTORY PROBATION.

At 1st January, 1930, 76 patients were absent from asylums on probation, with the sanction of the Board. Of these, 47 have been finally discharged as recovered, 9 were sent back, 19 remained, on the expiry of the probationary period, under the care of friends and 1 died. In the course of 1930, 107 patients were discharged on probation. Of these, 15 have been finally discharged as recovered, 3 whose period of probation has expired remain under the care of friends, 31 have been returned to asylums and 2 died. The number still on probation at the close of the year was 56.

## SHERIFFS' ORDERS.

The table on pages 19 and 20 of the Appendix gives the statutory return exhibiting the number of orders granted by Sheriffs for the admission of lunatics into any Public, Private, District, or Parochial Asylum, or House, stating the Asylum or House to which such order referred, during the year ended 31st December, 1930. The number of orders granted during the year was 2,973.

## LICENCES GRANTED BY THE BOARD FOR ESTABLISHMENTS.

The number of licences granted by us for the continuance or establishment of private asylums, lunatic wards of poorhouses, and certified institutions for mental defectives, and the transfer of any licence from one establishment to another, during the year ended 31st December, 1930, are shown in Table XI. of the Appendix.



CHANGES AMONG ATTENDANTS AND SERVANTS IN EACH  
ESTABLISHMENT.

The number of attendants and servants who left, were dismissed, or died, during 1930, was 1,398, which is 20 more than the number for the previous year. The number who resigned their situations voluntarily is 1,000, which is 25 less than last year.

In addition to the 1,000 who resigned voluntarily, 59 left on account of ill-health, 16 died during their term of service, 148 left without notice, 43 were dismissed for incompetence or unsuitability, 47 whose services were no longer required were not re-engaged, and 85 were dismissed for misconduct.

ESCAPES FROM ESTABLISHMENTS.

The whole number of escapes during 1930 was 132. Of these, 54 were brought back within twenty-four hours, 38 within a week, and 13 after a week. There were 27 still absent on the expiry of twenty-eight days from the date of escape. Of the 27 patients not brought back, 2 were discharged recovered, 14 were removed from the asylum registers as relieved, 9 as not improved, 1 died, and 1 was still absent at 31st December.

ACCIDENTS IN ESTABLISHMENTS.

The total number of accidents to patients reported to us as having taken place during the year 1930 was 147, which is 7 more than last year. Fourteen of the accidents ended fatally, death in 8 of these cases being due to suicide, of which one was caused by swallowing lysol prior to admission. The patient's name was not, therefore, on our register when the act was committed. Of the remaining 7 cases of suicide, 2 were caused by drinking lysol obtained during absence from the Asylum "on pass," 1 by drinking paraldehyde, 1 by hanging, the patient having suspended herself to the end of an iron bedstead by the band of her dress, 1 by precipitation from the top floor of the Asylum, 1 after an operation for injuries received in an attempt to commit suicide by precipitating himself through a window and 1 from injuries caused in an attempt to commit suicide by suspending himself from a bracket in the bathroom by means of his necktie.

Of the 6 accidental deaths, not due to suicide, 1 was caused by exposure after escape from the Asylum, 2 to choking over food, 1 to pneumonia following fracture of the thigh, 1 to acute hæmorrhagic nephritis following a fracture resulting from a fall and 1 from shock following injuries received as the result of a patient pulling down a temporary partition on top of himself.

There were 4 cases of attempted suicide—3 by cutting the throat and 1 by burning, the patient managing to insert some inflammable material between the bars of the fire-guard and set fire to her clothing. In 61 cases the accidents involved fracture of bones or dislocation of joints. In addition to these, miscellaneous accidents to patients were reported, of which 9 were severe and 59 were slight. There were also reported during the year 17 accidents to members of Asylum staffs, 2 being sustained by nurses, 3 by attendants, 2 by maids and 10 by other employees.



### III.—PRESENT CONDITION OF ESTABLISHMENTS FOR THE INSANE.

Establishments for the insane in Scotland comprise: (a) Royal and District; (b) Private, and (c) Parochial Asylums; (d) Lunatic Wards of Poorhouses; (e) the Department for Criminal or State Patients in Perth Prison; and (f) Mental Observation Wards.

The reports by the Medical Commissioners of their inspection of the different establishments have, as usual, been presented to and considered by the Board. They are entered in the appropriate books of the respective establishments on the occasion of the statutory visits of the Medical Commissioners, and a copy of each report is preserved for reference at the offices of the Board. For reasons of economy these reports are not presented in full in the Appendix, as was the custom before the war. For the same reasons it has been decided to discontinue meantime the publication of extracts from these reports.

As a general rule, the management of these establishments reflects credit upon the officials, and almost without exception a satisfactory standard of efficiency appears to be maintained. The official registers are stated to be properly and accurately kept.

### IV.—PATIENTS IN PRIVATE DWELLINGS.

#### NUMBERS OF PRIVATE AND PAUPER LUNATICS.

The number of lunatics other than paupers who were provided for in private dwellings, with the sanction of the Board, on 1st January, 1931, was 71. Of these 27 were persons whose means have been placed under curatory by the Court of Session or by a Sheriff Court. Of the whole number, 27\* were in houses which possessed special licences for the reception of not more than four patients, and 44 were placed singly in houses which, having only one patient, require no licence. The number of houses possessing special licences for the reception of private patients was 40 on 1st January.

All pauper lunatics, wherever placed, come upon the register of the Board, and we are fully informed by visitation or otherwise as to the mode in which they are provided for, and of every important fact concerning them. The relation of the central authority to every individual member of the pauper class of the insane is peculiar to Scotland. In no other country is every lunatic whose maintenance is contributed to from public sources under the direct supervision of the central authority. The number of pauper patients provided for with the sanction of the Board in private dwellings on 1st January, 1931, was 1,406, showing a decrease of 60 compared with the preceding year. The number admitted during the year to the roll of pauper patients in private dwellings was 71, which is 2 less than last year. Of these, 12, or 1 less than last year, were resident in private dwellings when first reported to the Board and remained with our sanction under private care, and 59 or 1 less than last year, were removed from Asylums. Of the total number of pauper patients in private dwellings, 9 were certified sane during the year, 7 were removed from the poor-roll by their friends, 71 were removed to Asylums, and 44 died—the death rate being equal to 30 per 1,000.

During the year 1930, all lunatics and mental defectives in private dwellings were visited by the officers of the Board.

\* Includes 3 private patients resident in houses licenced for pauper patients.



*General Reports on the Visitation of Boarded-out Patients.*

Dr. Ferguson Watson reports as follows:—A high standard of guardianship is maintained and the care and supervision generally remain as satisfactory as in former years. The majority of guardians have had charge of patients for a number of years and are conscientious in their management, tactful in their control and devoted to their patients. Only one example need be given because there have been so many fine examples in previous reports. An unrelated guardian who kept a patient for a long number of years took the precaution to have her insured in order to save her from a pauper's grave and it is interesting to note that the Insurance money amounted to £15 and that the whole amount was spent on the funeral.

The number of instances where guardianship has fallen below the standard expected by the Board has been few during the past decade, and in such instances the patients have been removed to other care. During the year attempts were made to discredit the boarding-out system in one area; vague charges were put forward and after a very careful investigation from house to house no one was prepared to come forward with a definite charge. In that same area attempts have, from time to time, been made to limit the numbers boarded there, and last year it was stated that the presence of patients interfered with the letting of houses to Summer visitors. During my enquiries I was unable to find anyone who was prepared to substantiate the charge and I came to the conclusion that no Summer visitor had ever remained away from the village on account of the patients.

It is of special interest to note that one guardian, still in excellent health, faculties still acute and as interested as ever in her patient, attained her hundredth birthday in October, 1930. Another guardian is in her ninety-third year.

The low death rate (1.27 per cent. per annum) supports the view that the country is the ideal place for boarding out patients and the fact that no case of tuberculosis occurred, except in the case of a man of 73 years, lends additional support to that view.

All patients who are physically fit are given light work. Employment in the open air has a tonic effect; it uses up excess of energy and its effects assist the patients to enjoy peaceful sleep during the night. Some patients boarded on crofts and small farms are of considerable use to their guardians. I have seen many patients in charge of horses, some ploughing, others harrowing and rolling the fields. In most Highland districts many assist with peat-cutting and storing the fuel. Where wood is plentiful, some spend much time and energy in cutting logs. In the far North districts much of the time of both sexes is occupied in water carrying.

Occasionally the question of overwork arises but generally it may be dismissed. It is my considered opinion that no patient is ever overworked except perhaps where the patient is asked to take the place of a servant. I consider that no certified patient should be allowed to act in that capacity because the employer has but one motive in mind, namely—cheap labour. If a patient is fit to be employed as a servant, and to earn the wage of a servant, the question of discharge should be carefully considered.



Boarded-out cases in the country are generally well clad and in all cases have, at least, one complete change. In cities it is different. Where the patient is one of a large family living at home and where the various members are unemployed and there is much evidence of poverty in the home, it seems but natural if some of the extra clothing provided for the use of the patient is worn by a brother or a sister. It is difficult to suggest a remedy in such cases, except to repeat what I have said in former years—"to allow a patient to remain at home in a large town under such conditions would not appear to be the best that could be done for the patient."

Generally speaking, aliment may be considered as too low and it should have no comparison with the rate fixed for what were formerly Poor Law cases. The scale of relief for a person suffering from mental illness should be at a higher rate than is allowed for a person who is in normal health. Patients suffering from mental disease which, in a proportion of cases is curable, ought to be given every facility to recover and to resume again their place in society. To spend the minimum amount and what is even worse, to place them on a fixed scale, i.e., for each district, does not seem to lend encouragement to improvement. The scale of aliment all over should be increased and, if it were, one could look to licence holders to increase the standard of care. In my district I know of one instance where the aliment is not too low. A quiet female mongoloid imbecile, of good habits, who resides with her sister, has aliment at the rate of 18/- weekly, plus 5/- paid to the guardian for attendance.

Dr. Gibson reports :—During the past twelve months the general standard of care of the boarded-out patients has been fully maintained in those parts of Scotland which I have visited. The introduction of the Local Government (Scotland) Act, 1929, has been effected almost without a hitch, as far as the boarding-out system is concerned. The duties of the Medical Officers and Inspectors have been carried out under the new Authorities without interruption. For the most part this work has been as punctiliously performed as usual, and calls for praise rather than criticism. In a few instances the Statutory visitation has been irregular. This was in each instance owing to a re-arrangement of duties, Medical and Relief Officers having had allotted to them much wider areas than had formerly been the case. There is every reason to apprehend that by next year this part of the work will be completely regularised. At least one County Public Assistance Officer issued detailed instructions to all Medical and Relief Officers, directing their attention to the Board of Control's Regulations, calling for regular visitation, medical treatment and supply of clothing, drugs, etc.

The provision of clothing has been, on the whole, satisfactory. In one or two instances the annual supply of patients' clothes did not arrive at the expected date. This was found to be due to the "new" and more central authority making its annual issue of clothing at a different time of year than that at which the Parish Council had formerly found convenient. This being merely a matter for adjustment was easily rectified by meeting the more immediate requirements of the patients. The type of clothing issued is, on the whole, satisfactory. In one or two instances the boots supplied have not been entirely satisfactory and seemed to be lacking in durability. One female guardian complained of the stockings supplied which were so large that she had to pull down and re-knit every pair she received. Public Assistance and other Officers have been prompt in dealing with such matters when they have been



brought to their notice. In many instances guardians have been permitted to purchase articles of clothing, boots, etc., and this has proved a simple solution of what has been after all only a minor trouble.

The health of the patients has been satisfactory. This is particularly the case in the rural districts and especially so where patients are boarded out on small crofts and farms. There the patients, without being overworked, are outside for the greater part of the day and are liberally provided with good food such as milk, eggs, butter, scones and oatcakes. There have been no epidemics or violent accidents to report. The causes of death are such as one might reasonably have expected in view of the ages, the conditions, and mode of life of the various patients. The Medical Officers have been assiduous in paying special visits to sick patients. In no case have I heard of any failure to respond to a summons. In cases of prolonged sickness doctors have been regular in their attendance on the patients in their districts.

While the boarding-out system has stood the test of time as a method of dealing with lunatic patients, it is equally successful as a method of dealing with mental defectives. From time to time defectives are met with who are dissatisfied with their surroundings. Frequently their restlessness is caused by relatives writing ill-judged letters which tend to upset the patients. Other relations encourage these same patients to apply for holidays at frequent and often inconvenient occasions. While holidays are good for defectives, they should not be overdone, and a great deal of their benefit depends on the type of home in which they are spent. A great deal of unnecessary trouble is caused to guardians, by persons whose defective relations have been removed from their care, owing to the home conditions being unsuitable. They resent their relatives being under a stranger's care, and are ready to offer any unfair criticism of the food or housing conditions, and to foment trouble by encouraging the defectives to habits of laziness and disobedience. Some defectives at the instigation of their relatives have deliberately set about making difficulties in order that they might be discharged, and so get home. Such difficulties add greatly to the troubles of guardianship. The presence of one unruly defective in a Specially Licensed Home may upset the whole household and this demoralising influence, started by the relatives of one patient may spread itself to the other inmates who are usually only too open to the powers of suggestion. The main object of the visits by relatives to patients in certain cases appears to be to cause trouble. In such cases firm and careful handling is required, and I have nothing but praise for the tactfulness and tolerance with which guardians have dealt with these no doubt unwelcome visitors. In one or two instances I have had to appeal to Public Assistance Officers to take steps to ensure that such visits must either not be repeated or must be paid in a very different spirit.

Many high-grade working defectives are dissatisfied because they see persons around them doing the same work and receiving payment for their labours. They naturally consider that they too are worthy of their hire. In these instances it is wonderful what a difference is caused in the mental defective's outlook by giving him even the most modest reward. The knowledge of being a wage-earner, even though the pay be merely a shilling a week, seems to raise him in his own estimation to a position of dignity quite incommensurate with the amount he receives.

An interesting cause of unrest and one that is a commentary on present day conditions is that some defectives, knowing that their relatives are in receipt of relief, are anxious to be "on the dole" themselves.



In at least one instance I have been approached by a patient with a view to getting him discharged, in order that he might apply for relief.

The boarding-out system continues to be popular with patients. In their eyes, the " Pictures " and the advent of " Wireless " have greatly added to the amenities of country life. The winter nights are not so long as formerly. Here and there patients may be met with who are anxious to return to their own homes, but few, if any, desire to be sent back to Asylums or Institutions. On the other hand, a patient was seen recently who caused trouble and refused to do any helpful work in a Poorhouse as he wished to be boarded out.

In conclusion I have to report that guardians have continued as before to perform their duty. Patients in the vast majority of cases are cared for with consideration and kindness. Medical Officers and Public Assistance Officers have given me every help in the performance of my work, and have at all times proved themselves ready to co-operate with me in a spirit of utmost harmony.

Dr. Kate Fraser reports :—The kind of care given to pauper lunatics and mentally defective patients in private dwellings differs in the different counties in my area. For example, in Aberdeen, Kincardine, East Inverness, East Ross and Stirling the small farms and crofts are specially suited for boarding male lunatic patients and high grade defectives under unrelated guardianship. In Edinburgh, on the other hand, a very large proportion of patients are living with relatives, where, in most instances, the care and supervision are very satisfactory. In the Western Isles, again, where there are 112 lunatic and 40 defective patients, only 9 live with unrelated guardians and 143 with relatives. Within recent years a great improvement has been effected in housing and general conditions. Still in many instances the conditions are poor and the accommodation limited, but notwithstanding that the patients are cared for with the greatest devotion, and sacrifices are made in order that they may get the best of everything. A striking instance is that of a congenital, helpless imbecile woman who was under the guardianship of her mother in an inaccessible and lonely part of the coast. Her mother died and a sister sold up an excellent business in Glasgow and returned home to this isolated spot to attend to her sister, and so well has she carried out her duties that the patient has been roused and stimulated and is doing more for herself and taking more interest in her surroundings and has even begun to discuss the quality of wool and dyes with her sister.

Although such an attitude is commendable, it is to be regretted that the dread of sending their relatives to institutions prevents many mentally defective children from receiving any training or education. So far, practically no attempt has been made at ascertainment in these outlying areas, and no provision is made for education and training of ascertained cases.

Taken all over the care of pauper lunatics and certified mental defectives in private dwellings and specially licensed houses in my area is eminently satisfactory.

Of the lunatic patients, there are many cases which have been living in the same house for years and have become so much members of the family that when illness necessitates their removal to Hospital, or when they die they are sadly missed. This was so in the case of a woman patient who died of heart failure at 80 years of age and who had been boarded-out since 1898. She had been 25 years in the same house, first with one guardian and for the last 10 years with her daughter. Another patient, a man who died at the age of 71, had been with the same guardian since 1895.



Another man had been in the same house with the same family for 55 years, his present guardian being the daughter of the former guardian. He was sent to Hospital for surgical treatment and died. Six months later his guardian could not speak of him without emotion, her chief regret being that he had not died at "home" and that he had died alone. At her own expense she had his body brought home by road, some 25 miles, and buried in the village cemetery, saying that no patient of hers would "ever lie in a pauper's grave."

Many patients on farms and crofts working along with their guardian work hard, but there has been no instance of overwork in my area. In some cases they are given a special job to do which they do at their own time and in their own way and which gives them a sense of responsibility and self respect. One man, for example, on a small dairy farm "mucks" the byres and grooms the cows. His guardian said he took all day to it, but the result was admirable and he showed me his handiwork with great pride.

That patients are well fed is illustrated by the daily dietary of two lunatic patients on a small farm in an agricultural district, which was as follows;—A cup of tea and piece of bread and butter in bed at 6.30 a.m. Breakfast at 8, consisting of ham and egg, bread or scone, butter and tea. Cup of tea and a piece of bread and butter at 11. Dinner at 1, usually consisting of soup, meat and potatoes, sometimes pudding. Cup of tea and bread and butter at 3. Supper at 6, consisting of porridge and milk, oatcakes, scones, bread, butter and jam and tea. Generally a cup of tea before going to bed at 9 p.m. It might be considered that such a dietary erred in the direction of excess, but they were working patients, in the open air all day, and were evidently able to digest it as they had been in the same house between 20 and 30 years and had never required a doctor.

Doubt has been expressed as to the suitability of "boarding-out" defective patients who have come up against the law. My experience has been that many mentally defective patients convicted of petty thefts and minor transgressions have done well when given interesting occupation in suitable surroundings, where they receive encouragement and are given a sense of responsibility and a feeling of self respect. This is to be expected considering that in most cases their anti-social behaviour is a reaction towards their unsuitable surroundings and their feeling of difference from their fellows. This was illustrated in the case of a lad in a city who had been frequently in the hands of the police for pilfering. He was a big strong boy who had no outlet for his energies and was looked on as the "black sheep" of the family. He was sent to a small farm in the country where he now works along with an excellent guardian. He has been there 8 years, is happy, responsible and self respecting. I asked the guardian's wife if he had ever stolen anything or given any trouble. She gave an emphatic denial, and stated that nothing had ever been locked up since he came and she had missed nothing.

These are not isolated instances, but merely illustrations of the benefits to be derived from the "boarding out" of suitable patients under suitable guardians. Where failures in "boarding out" have occurred, it has been due to the patient or the guardian being unsuitable or the patient and guardian being unsuitable to each other. It has been frequently shown that a patient who may fail with one guardian may



do well with another, although the first may be a perfectly good guardian. For this reason a very careful selection must be made. When this is done I am satisfied that there is no better way of dealing with a certain class of lunatic and mental defective. Greater advantage ought to be taken of this method of care which provides a happy home life amid healthy surroundings to the patient who does not require hospital care but is unable to look after himself.

## V.—EXPENDITURE FOR MAINTENANCE OF PAUPER LUNATICS.

The expenditure of Local Authorities, on the maintenance of pauper lunatics, for the year ended 15th May, 1930 was as follows:—For the maintenance of pauper lunatics, who were under care for longer or shorter periods during the year, in asylums, lunatic wards of poorhouses, and private dwellings, and for other expenses connected with them, a total sum of £801,042 was paid; of which £696,308 was for maintenance in asylums (including Institutions for Imbecile Children\*), £38,430 was for maintenance in lunatic wards of poorhouses, £50,850 was for maintenance in private dwellings, and £15,454 was for certification, transport, and other expenses. Of this expenditure, £54,904 was repaid by relatives and others, and £115,703 was contributed from the Local Taxation Account, in terms of Section 22 of the Local Government (Scotland) Act, 1889, and of Section 2 of the Education and Local Taxation Account (Scotland) Act, 1892. The net expenditure by Local Authorities on the maintenance of patients was thus £630,435, which is £283 less than the expenditure of last year.

### COST OF MAINTENANCE.

As regards asylums, the average weekly cost per head is 19s. 7d., which, calculated for the year, is £51 1s. 2d.

In licensed wards of poorhouses, the weekly cost is 16s. 6d., or £43 0s. 4d. per annum.

As regards private dwellings, the average weekly cost is 13s. 4d., or £34 15s. 3d. per annum.

## VI.—DANGEROUS LUNATICS.

The following statement shows the number of persons sent to asylums as dangerous lunatics in each of the ten years 1921-1930, at the instance of the Procurator-Fiscal, under the provisions of the 15th Section 25 and 26 Vict. cap. 54:—

1921	-	-	-	1	1926	-	-	-	2
1922	-	-	-	0	1927	-	-	-	8
1923	-	-	-	0	1928	-	-	-	2
1924	-	-	-	0	1929	-	-	-	2
1925	-	-	-	0	1930	-	-	-	0

\* For pupils in Baldovan and Larbert Institutions not certified under the Mental Deficiency and Lunacy (Scotland) Act 1913



## VII.—ALIEN LUNATICS.

During 1930, 7 pauper lunatics were removed from Scotland as having no settlement in that country. Of these patients, all of whom were removed from asylums, 5 were sent to England and 2 to Ireland.

## VIII.—LUNATICS UNDER JUDICIAL FACTORS.

At the end of December, 1930, there were 1436 persons reported to us by the Accountant of the Court of Session as under judicial factory in consequence of mental unfitness for the management of their affairs. This number is exclusive of some cases in which the means of the wards have been exhausted, though the factory has not been formally discharged by the Court.

These persons were disposed of in the following way:—

1,090 were in asylums in Scotland;

263 were in private dwellings in Scotland under the care either of relatives or of unrelated guardians; and

83 were resident either in asylums or private dwellings beyond the direct jurisdiction of the Board.

All patients resident in Scotland whose estates are under the management of judicial factors were visited by our officers during the year, except some whose position and circumstances were otherwise satisfactorily known, and in whose cases visitation was thought undesirable.

## IX.—THE NUMBER AND DISTRIBUTION OF MENTAL DEFECTIVES AT 1st JANUARY, 1931.

The number and distribution of certified mental defectives on the Register of the Board at 1st January, 1931, were as follows;—

	Private.			Rate-Aided.			Totals.		
	M.	F.	T.	M.	F.	T.	M.	F.	T.
In Certified Institutions for Adults -	2	...	2	428	488	916	430	488	918
In Certified Institutions for Juveniles	72	45	117	575	559	1,134	647	604	1,251
In Private Dwellings - - -	5	2	7	564	553	1,117	569	555	1,124
In the State Institution - -	...	...	...	...	...	...	6	...	6
TOTALS - - -	79	47	126	1,567	1,600	3,167	1,652	1,647	3,299

The following are general results during 1930 as compared with 1929 in regard to registered mental defectives;—

There was a total increase of 225, due to an increase of private patients by 2, an increase of rate-aided patients by 221, and an increase of 2 patients in the State Institution.

The total increase of 225 arose from an increase of the number in institutions by 210 and an increase of the number in private dwellings by 15.

The increase of 210 in institutions arose from an increase of 2 private patients, an increase of 206 rate-aided patients and an increase of 2 patients in the State Institution.

The increase of 15 in private dwellings arose from an increase of 15 rate-aided patients.



## X.—STATISTICS OF CERTIFIED INSTITUTIONS FOR MENTAL DEFECTIVES.

(SEE TABLES AT END OF APPENDIX TO REPORT.)

### *Admissions.*

The total number of patients admitted to Certified Institutions during 1930 was 376, which is 114 less than in the previous year.

Of the 376 patients admitted, 14 were private patients and 362 were rate-aided patients, as compared with 11 and 479 in the previous year.

### *Discharges.*

During 1930 there was a decrease of 249 in the number of discharges from institutions, the total number discharged being 134, of which 5 were private patients as compared with 3 in 1929.

### *Deaths.*

The number of deaths during the year was 34—an increase of 6 as compared with the number for the previous year.

The recorded main and contributory causes of death were as follows:—

Epilepsy and Convulsions	-	-	-	-	-	-	12
Pneumonia and other pulmonary diseases	-	-	-	-	-	-	10
General Paralysis and other diseases of the brain	-	-	-	-	-	-	8
Tuberculosis	-	-	-	-	-	-	8
Diseases of the alimentary, glandular and genito-urinary systems	-	-	-	-	-	-	6
Diseases of the heart and blood vessels	-	-	-	-	-	-	5
Debility and old age	-	-	-	-	-	-	4
Abscess, Septicaemia	-	-	-	-	-	-	3
Diseases of the spinal cord and nervous system	-	-	-	-	-	-	3
Accidental fracture of the skull	-	-	-	-	-	-	1

During the year many patients are allowed home from institutions for a holiday in the summer at the discretion of the Medical Superintendent. In addition to those so liberated, 17 patients were allowed to leave the institutions with the sanction of the Board on periods of licence varying from 3 months to 12 months in order to test their fitness for discharge to their homes. Of that number 5 were ultimately discharged from the Registers, 1 was placed under private guardianship, 2 were returned to the institution, and 9 were still absent on licence at the end of the year.

### *Escapes from Institutions.*

The whole number of escapes during 1930 was 19. Of these 13 were brought back to the institution, and 6 were discharged.



*Defectives under Guardianship.*

During the year ended 31st December, 1930, 112 aided mental defectives were certified and placed under guardianship (including 15 dealt with by judicial order and 2 by order of the Secretary of State for Scotland), 79 aided patients were discharged from guardianship and 18 aided patients died. The following table shows the class and sex of the defectives certified during the year:—

Adults.		Children.		Total
M.	F.	M.	F.	
57	33	19	3	112

The Board continues to note with interest and satisfaction the development of the Scottish Association for Mental Welfare and anticipates excellent results from its work.

# XI.—EXPENDITURE FOR MAINTENANCE OF AIDED MENTAL DEFECTIVES.

The approved expenditure of Local Authorities on the maintenance of aided mental defectives for the year ending 15th May, 1930, was as follows:—

For the maintenance of and provision of accommodation for certified aided defectives who were under care for longer or shorter periods during the year in certified institutions and under guardianship, and for other expenses connected with them, a total sum of £155,563 was expended. Of this expenditure £4,209 was recovered from private sources, £70 thereof being in respect of expenditure in previous years on which grant had already been paid, and £75,677 was contributed from Treasury funds in terms of Section 37 of the Mental Deficiency and Lunacy (Scotland) Act, 1913. The net approved expenditure by Local Authorities was accordingly £75,677.

We have the honour to be,

SIR,

Your most obedient humble servants,

H. ARTHUR ROSE, *Chairman.*

J. R. N. MACPHAIL.

HAMILTON C. MARR.

JAMES P. STURROCK.

J. A. W. STONE,  
*Secretary.*

EDINBURGH, 26th November, 1931.



During the year ended March 31, 1930, 117 added mental patients were admitted and placed under continuing treatment in the hospital and 2 for order of the Department of State for treatment. 72 added patients were discharged from treatment and 18 added patients died. The following table shows the cases and the treatment received during the year:

Admission	Discharge	Total
117	72	189
18	18	36
117	54	171

The Board continues to work with interest and satisfaction the development of the Hospital Association for Mental Welfare and aims to secure constant results from its work.

## REPORT ON THE MAINTENANCE OF MENTAL HOSPITALS

The appended expenditure of local authorities on the maintenance of mental hospitals for the year ending March 31, 1930, was as follows:

The management and provision of accommodation for mental patients is a task which has increased in importance during the year in mental institutions and under government and for other reasons connected with them, a total amount of \$1,523,531 was expended. Of this expenditure \$4,709 was received from private sources, the amount being in respect of a contract for private rooms in a hotel, the total being \$4,709 and \$1,518,822 was contributed from the Government in terms of Section 27 of the Mental Hospitals and Asylums (Mental Health) Act, 1913. The net expenditure for local authorities was accordingly £1,514,113.

It is the duty of the local authorities to provide for the maintenance of mental hospitals and to secure the highest standard of treatment for the patients. The following table shows the expenditure on the maintenance of mental hospitals for the year ending March 31, 1930:

Admission	Discharge	Total
117	72	189
18	18	36
117	54	171

It is the duty of the local authorities to provide for the maintenance of mental hospitals and to secure the highest standard of treatment for the patients. The following table shows the expenditure on the maintenance of mental hospitals for the year ending March 31, 1930:

The following table shows the expenditure on the maintenance of mental hospitals for the year ending March 31, 1930:



**D. THE NUMBERS OF PRIVATE, PAUPER, AND CRIMINAL LUNATICS, DISTINGUISHING BETWEEN THE SEXES, AND THE WHEREABOUTS OF  
disposal of Private and Pauper Lunatics.**

A			B																
1.  YEARS.	2.  Population of Scotland estimated at the middle of the year.	3.  Total Registered Lunatics at 1st January.	4.  Number of Registered Lunatics per 100,000 of Population.	5.  Total Registered Pauper Lunatics at 1st January.	6.  Number of Private Lunatics.				7.  Number of Pauper Lunatics.				8.  Number of Lunatics in Criminal Lunatic Depart- ment.†						
					In Asylums.		In Private Dwellings.		In Asylums and Lunatic Wards of Poorhouses.		In Private Dwellings.								
					M.	F.	T.	M.	F.	T.	M.	F.	T.	M.	F.	T.			
1921 - -	4,882,288	17,665	363	14,734	1517	1320	2837	32	62	94	6300	6404	12,704	898	1132	2030	65	5	70
1922 - -	4,907,900	17,893	366	14,965	1534	1315	2849	28	51	79	6462	6588	13,050	848	1067	1915	69	2	71
1923 - -	4,915,500	18,122	369	15,286	1454	1299	2753	33	50	83	6736	6732	13,468	804	1014	1818	68	2	70
1924 - -	4,869,100	18,266	372	15,379	1514	1299	2813	25	49	74	6789	6801	13,590	784	1005	1789	67	2	69
1925 - -	4,891,300	18,276	375	15,300	1584	1310	2804	30	52	82	6742	6832	13,574	767	959	1726	67	6	73
Average of the 5 Years	—	18,044	369	15,132	1521	1308	2829	30	53	83	6606	6671	13,277	820	1035	1855	67	3	70
1926 - -	4,903,300	18,421	377	15,445	1592	1299	2891	31	54	85	6842	6912	13,754	745	946	1691	67	4	71
1927 - -	4,894,700	18,467	377	15,532	1564	1291	2855	28	52	80	6919	6975	13,894	723	915	1638	63	5	68
1928 - -	4,888,700	18,589	380	15,667	1535	1315	2850	24	48	72	7047	7025	14,072	698	897	1595	64	6	70
1929 - -	4,896,600	18,916	387	15,977	1543	1328	2871	23	45	68	7245	7178	14,423	679	875	1554	66	7	73
1930 - -	4,879,700	18,942	387	16,012	1540	1319	2859	25	46	71	7362	7184	14,546	655	811	1466	69	7	76
Average of the 5 Years	—	18,667	382	15,727	1555	1310	2865	26	49	75	7083	7055	14,138	700	839	1589	66	6	72
1931 - -	—	19,127	392	16,213	1521	1322	2843	22	49	71	7455	7352	14,807	633	773	1406	66	7	73

\* A small number of certified lunatics, inmates of certified institutions, are not included in this Table.

† The number of Lunatics is taken at the 1st January of each year. The calculations are made on the Population of the previous year—e.g., the calculations for 1930 are made on the Population for 1929—the Population being that of the middle of the year, as estimated by the Registrar-General.

‡ Not registered Lunatics.







The Numbers of Private and Pauper Lunatics resident in Royal, District, Private, and Parochial Asylums, and in Lunatic Wards of Poorhouses, on 31st December of each year from 1920 to 1930; the Numbers thereinto Admitted; the Numbers therefrom Discharged Recovered and Not Recovered; the Numbers transferred from one establishment to another; and the Numbers that Died therein in each of the said years.

YEARS.	Number Resident at 31st December.			Number Admitted during Year (including Transfers)				Number Discharged during Year.								Number Transferred during Year.				Number of Deaths during Year.				
	Private.			Pauper.			Recovered.				* Not Recovered.				Private.		Pauper.		Private.		Pauper.			
							Private.		Pauper.		Private.		Pauper.											
	M.	F.		M.	F.		M.	F.	M.	F.	M.	F.	M.	F.	M.	F.	M.	F.	M.	F.	M.	F.		
1920 -	1517	1320	6300	6304	370	403	1795	1921	219	139	431	539	163	113	422	570	43	12	282	369	136	148	643	619
1921 -	1534	1315	6462	6588	308	382	1848	1834	167	138	462	543	139	110	337	423	38	12	213	254	149	136	723	687
1922 -	1454	1299	6736	6732	295	362	2060	2040	127	122	477	582	128	112	560	574	30	14	436	439	136	157	733	727
1923 -	1514	1299	6789	6801	263	349	1827	1730	107	104	518	502	94	109	484	533	27	26	345	353	121	133	653	629
1924 -	1584	1310	6742	6832	242	316	1484	1484	97	103	464	503	111	85	244	283	21	12	119	142	130	126	657	658
Average of 5 Years -	1521	1309	6606	6651	296	362	1803	1802	143	121	470	533	127	106	409	477	32	15	279	311	134	140	682	664
1925 -	1592	1299	6842	6912	225	292	1491	1433	106	95	416	535	101	73	239	273	27	9	122	103	117	126	629	554
1926 -	1564	1291	6919	6975	186	292	1382	1393	96	89	455	514	67	104	201	237	19	19	75	105	113	109	587	577
1927 -	1535	1315	7047	7025	199	295	1490	1446	75	83	483	478	76	77	239	317	18	7	104	133	114	127	603	585
1928 -	1543	1328	7245	7178	209	307	1568	1493	95	85	436	510	60	83	278	233	11	18	135	104	89	123	613	600
1929 -	1540	1319	7362	7184	202	306	1514	1448	78	80	438	531	57	89	249	246	13	18	127	139	122	168	658	643
Average of 5 Years -	1555	1310	7083	7055	204	298	1489	1443	90	86	446	514	72	85	241	261	18	14	113	117	111	131	618	592
1930 -	1521	1322	7455	7352	186	302	1456	1391	90	96	448	483	59	88	255	203	22	16	139	102	87	123	629	529

\* Including Patients transferred from one establishment to another.



APPENDIX.—TABLE IV.

The Results of Treatment in different classes of Establishments for each year from 1920 to 1930

(a) *Royal and District Asylums.*

ROYAL AND DISTRICT ASYLUMS.	Average Number Resident.			Admissions (including Transfers).			Recoveries.			Discharges not Recovered (including Transfers).			Deaths.			Proportion of Admissions per cent. on Number Resident.			Proportion of Recoveries per cent. on Admissions.			Proportion of Deaths per cent. on Number Resident.		
	M.	F.	T.	M.	F.	T.	M.	F.	T.	M.	F.	T.	M.	F.	T.	M.	F.	T.	M.	F.	T.	M.	F.	T.
Year 1920 -	7201.5	7101.0	14302.5	2071	2241	4312	629	660	1289	548	660	1208	727	729	1456	28.8	31.6	30.1	30.4	29.5	29.9	10.1	10.3	10.2
" 1921 -	7376.0	7278.0	14654.0	2089	2115	4204	614	665	1279	457	498	955	836	790	1626	28.3	29.1	28.7	29.4	31.4	30.4	11.3	10.9	11.1
" 1922 -	7550.5	7424.5	14975.0	2251	2215	4466	592	690	1282	666	650	1316	826	844	1670	29.8	29.8	29.8	26.3	31.2	28.7	10.9	11.4	11.2
" 1923 -	7673.0	7511.0	15184.0	1973	1964	3937	602	596	1198	548	613	1161	745	713	1458	25.7	26.1	25.9	30.5	30.4	30.4	9.7	9.5	9.6
" 1924 -	7729.5	7556.5	15286.0	1650	1727	3377	537	592	1129	333	345	678	745	741	1486	21.3	22.9	22.1	32.5	34.3	33.4	9.6	9.8	9.7
Average of 5 Years -	7506.1	7374.2	14880.3	2007	2052	4059	595	641	1236	510	553	1063	776	763	1539	26.7	27.8	27.2	29.6	31.2	30.5	10.3	10.3	10.3
Year 1925 -	7804.5	7517.0	15321.5	1651	1671	3322	508	622	1130	321	331	652	707	646	1353	21.2	22.2	21.7	30.8	37.2	34.0	9.1	8.6	8.8
" 1926 -	7888.5	7675.0	15563.5	1526	1623	3149	541	589	1130	257	329	586	675	661	1336	19.3	21.1	20.2	35.5	36.3	35.9	8.6	8.6	8.6
" 1927 -	7956.5	7723.0	15679.5	1615	1661	3276	544	550	1094	295	370	665	693	685	1378	20.3	21.5	20.9	33.7	33.1	33.4	8.7	8.9	8.8
" 1928 -	8097.0	7844.0	15941.0	1701	1741	3442	517	579	1096	314	300	614	672	680	1352	21.0	22.2	21.6	30.4	33.1	31.8	8.3	8.7	8.5
" 1929 -	8246.0	7926.5	16172.5	1640	1668	3308	505	595	1100	286	316	602	749	774	1523	19.9	21.0	20.5	30.8	35.7	33.3	9.1	9.8	9.4
Average of 5 Years -	7998.5	7737.1	15735.6	1627	1673	3299	523	587	1110	295	329	624	699	689	1388	20.3	21.6	21.0	32.1	35.1	33.6	8.7	8.9	8.8
Year 1930 -	8333.5	8013.0	16346.5	1569	1648	3217	522	567	1089	288	267	555	684	624	1308	18.8	20.6	19.7	33.3	34.4	33.9	8.2	7.8	8.0



## The Results of Treatment in different classes of Establishments for each Year from 1920 to 1930.

## (b) Private Asylums.

PRIVATE ASYLUMS.	Average Number Resident.			Admissions (including Transfers).			Recoveries.			Discharges not Recovered (including Transfers).			Deaths.			Proportion of Admissions per cent. on Number Resident.			Proportion of Recoveries per cent. on Admissions.			Proportion of Deaths per cent. on Number Resident.		
	M.	F.	T.	M.	F.	T.	M.	F.	T.	M.	F.	T.	M.	F.	T.	M.	F.	T.	M.	F.	T.	M.	F.	T.
Year 1920 -	24.5	31.0	55.5	9	4	13	2	3	5	3	1	4	7	...	7	36.7	12.9	23.4	22.2	75.0	38.5	28.6	...	12.6
" 1921 -	22.5	33.0	55.5	5	11	16	3	5	8	1	1	2	2	1	3	22.2	33.3	28.8	60.0	45.5	50.0	8.9	3.0	5.4
" 1922 -	20.5	35.0	55.5	3	5	8	1	1	2	...	1	1	5	3	8	14.6	14.3	14.4	33.3	20.0	25.0	24.4	8.6	14.4
" 1923 -	20.0	34.0	54.0	8	9	17	3	3	6	1	3	4	2	5	7	40.0	26.5	31.5	37.5	33.3	35.3	10.0	14.7	13.0
" 1924 -	20.5	31.5	52.0	5	3	8	1	1	2	2	2	4	3	3	6	24.4	9.5	15.4	20.0	33.3	25.0	14.6	9.5	11.5
Average of 5 Years -	21.6	32.9	54.5	6	6	12	2	3	5	1	2	3	4	2	6	27.8	18.2	22.0	33.3	50.0	41.7	18.5	6.1	11.0
Year 1925 -	18.0	28.5	46.5	...	3	3	3	1	4	...	3	3	1	2	3	...	10.5	6.5	...	33.3	133.3	5.6	7.0	6.5
" 1926 -	15.5	29.5	45.0	2	9	11	...	...	...	...	3	3	3	1	4	12.9	30.5	24.4	...	...	...	19.4	3.4	8.9
" 1927 -	14.0	31.0	45.0	1	2	3	1	...	1	2	1	3	...	3	3	7.1	6.5	6.7	100.0	...	33.3	...	9.7	6.7
" 1928 -	14.0	28.5	42.5	5	3	8	...	2	2	2	...	2	1	4	5	35.7	10.5	18.8	...	66.7	25.0	7.1	14.0	11.8
" 1929 -	14.0	29.5	43.5	1	9	10	...	...	...	...	...	...	3	4	7	7.1	30.5	23.0	...	...	...	21.4	13.6	16.1
Average of 5 Years -	15.1	29.4	44.5	2	5	7	1	1	1	1	1	2	2	3	4	13.2	17.0	15.7	50.0	20.0	14.3	13.2	10.2	9.0
Year 1930 -	13.5	30.5	44.0	2	6	8	1	1	2	...	5	5	...	3	3	14.8	19.7	18.2	50.0	16.7	25.0	...	9.8	6.8



APPENDIX.—TABLE IV.—*continued.*

The Results of Treatment in different classes of Establishments for each Year from 1920 to 1930.

(c) *Parochial Asylum.*

(Lunatic Wards of Poorhouse with Unrestricted Licence.)

PAROCHIAL ASYLUMS.	Average Number Resident.			Admissions (including Transfers).			Recoveries.			Discharges not Recovered (including Transfers).			Deaths.			Proportion of Admissions per cent. on Number Resident.			Proportion of Recoveries per cent. on Admissions.			Proportion of Deaths per cent. on Number Resident.		
	M.	F.	T.	M.	F.	T.	M.	F.	T.	M.	F.	T.	M.	F.	T.	M.	F.	T.	M.	F.	T.	M.	F.	T.
Year 1920 -	111.5	101.0	212.5	49	38	87	13	11	24	24	9	33	21	14	35	43.9	37.6	40.9	26.5	28.9	27.6	18.8	13.9	16.5
" 1921 -	105.0	105.0	210.0	28	38	66	9	11	20	5	10	15	18	13	31	26.7	36.2	31.4	32.1	28.9	30.3	17.1	12.4	14.8
" 1922 -	111.5	104.5	216.0	44	24	68	10	7	17	4	12	16	13	10	23	39.5	23.0	31.5	22.7	29.2	25.0	11.7	9.6	10.6
" 1923 -	121.0	101.0	222.0	40	19	59	18	5	23	5	2	7	15	14	29	33.1	18.8	26.6	45.0	26.3	39.0	12.4	13.9	13.1
" 1924 -	121.5	100.0	221.5	36	23	59	21	9	30	3	3	6	13	11	24	30.0	23.0	26.6	58.3	39.1	50.8	10.7	11.0	10.8
Average of 5 Years	114.1	102.3	216.4	39	29	68	14	9	23	8	7	15	16	12	28	34.2	28.3	31.4	35.9	31.0	33.8	14.0	11.7	12.9
Year 1925 -	121.5	102.5	224.0	24	19	43	10	7	17	2	1	3	11	6	17	19.8	18.5	19.2	41.7	36.8	39.5	9.1	5.9	7.6
" 1926 -	121.5	105.5	227.0	15	20	35	8	14	22	2	1	3	6	4	10	12.3	19.0	15.4	53.3	70.0	62.9	4.9	3.8	4.4
" 1927 -	126.0	109.0	235.0	35	27	62	12	10	22	3	4	7	10	7	17	27.8	24.8	26.4	34.3	37.0	35.5	7.9	6.4	7.2
" 1928 -	129.5	112.5	242.0	23	23	46	13	12	25	4	...	4	9	10	19	17.8	20.4	19.0	56.5	52.2	54.3	6.9	8.9	7.9
" 1929 -	133.0	114.0	247.0	32	26	58	10	16	26	3	3	6	9	5	14	24.1	22.8	23.5	31.3	61.5	44.8	6.8	4.4	5.7
Average of 5 Years	126.3	108.7	235.0	26	23	49	11	12	22	3	2	5	9	6	15	20.6	21.2	20.9	42.3	52.2	44.9	7.1	5.5	6.4
Year 1930 -	138.0	113.0	251.0	31	16	47	12	11	23	5	1	6	14	8	22	22.5	14.2	18.7	38.7	68.8	48.9	10.1	7.1	8.8



APPENDIX.—TABLE IV.—*continued.*

The Results of Treatment in different classes of Establishments for each Year from 1920 to 1930.

(d) *Lunatic Wards of Poorhouses with Restricted Licences.*

LUNATIC WARDS OF POORHOUSES.	Average Number Resident.			Admissions (including Transfers).			Recoveries.			Discharges not Recovered (including Transfers).			Deaths.			Proportion of Admissions per cent. on Number Resident.			Proportion of Recoveries per cent. on Admissions.			Proportion of Deaths per cent. on Number Resident.		
	M.	F.	T.	M.	F.	T.	M.	F.	T.	M.	F.	T.	M.	F.	T.	M.	F.	T.	M.	F.	T.	M.	F.	T.
Year 1920 -	404.0	393.0	797.0	36	41	77	6	4	10	10	13	23	24	24	48	8.9	10.4	9.7	16.7	9.8	13.0	5.9	6.1	6.0
" 1921 -	403.0	397.5	800.5	34	53	87	3	2	5	13	23	36	16	19	35	8.4	13.3	10.9	8.8	3.8	5.7	4.0	4.8	4.4
" 1922 -	410.5	403.0	813.5	57	58	115	1	6	7	18	23	41	25	27	52	13.6	14.4	14.1	1.8	10.3	6.1	6.1	6.7	6.4
" 1923 -	432.5	419.5	852.0	69	87	156	2	2	4	24	24	48	12	30	42	16.0	20.7	18.3	2.9	2.3	2.6	2.8	7.2	4.9
" 1924 -	443.0	433.0	876.0	35	47	82	2	4	6	17	18	35	26	29	55	7.9	10.9	9.4	5.7	8.5	7.3	5.9	6.7	6.3
Average of 5 Years -	418.6	409.2	827.8	46	57	103	3	3	6	17	20	37	21	26	47	11.0	13.9	12.4	6.5	5.3	5.8	5.0	6.4	5.7
Year 1925 -	437.0	428.5	865.5	41	32	73	1	...	1	17	11	28	27	26	53	9.4	7.5	8.4	2.4	...	1.4	6.2	6.1	6.1
" 1926 -	433.0	428.5	861.5	25	33	58	2	...	2	9	8	17	16	20	36	5.8	7.7	6.7	8.0	...	3.4	3.7	4.7	4.2
" 1927 -	436.0	438.0	874.0	38	51	89	1	1	2	15	19	34	14	17	31	8.7	11.6	10.2	2.6	2.0	2.2	3.2	3.9	3.5
" 1928 -	444.5	438.0	882.5	48	33	81	1	2	3	18	16	34	20	29	49	10.8	7.5	9.2	2.1	6.1	3.7	4.5	6.6	5.6
" 1929 -	452.0	434.5	886.5	43	51	94	1	...	1	17	16	33	19	28	47	9.5	11.7	10.6	2.3	...	1.1	4.2	6.4	5.3
Average of 5 Years -	440.5	433.5	874.0	39	40	79	1	1	2	15	14	29	19	24	43	8.9	9.2	9.0	2.6	2.5	2.5	4.3	5.5	4.9
Year 1930 -	454.0	432.0	886.0	40	23	63	3	...	3	21	18	39	18	17	35	8.8	5.3	7.1	7.5	...	4.8	4.0	3.9	4.0



## APPENDIX.—TABLE IV.—continued.

(e) *The Statistics of Pauper Lunatics in Private Dwellings for Eleven Years, 1920-1930.*

YEARS.	Admitted to Roll of Patients in Private Dwellings.						Ceased to be Patients in Private Dwellings.						Died.			On Roll at 31st December of each year.						Percentage of Recoveries on Admissions.			Percentage of Deaths on the Numbers at 31st December of each year.		
	Intimated by Inspectors of Poor.		Transferred from Asylums.		Total.		Recovered.			Removed from Roll by Friends.																	
	M.	F.	M.	F.	M.	F.	M.	F.	T.	M.	F.	T.	M.	F.	T.	M.	F.	T.	M.	F.	T.	M.	F.	T.			
During 1920	15	29	34	54	49	83	132	132	5	11	16	11	13	24	44	88	132	898	1132	2030	10	13	12	3.0	3.6	3.3	
" 1921	16	19	22	47	38	66	104	104	4	8	12	9	9	18	50	67	117	848	1067	1915	11	12	12	2.9	4.4	3.8	
" 1922	11	21	23	33	34	54	88	88	2	5	7	7	6	13	45	58	103	804	1014	1818	6	9	8	3.0	3.7	3.4	
" 1923	21	12	46	74	67	86	153	153	9	5	14	11	5	16	48	41	89	784	1005	1789	13	6	9	2.4	4.4	3.5	
" 1924	11	19	36	41	47	60	107	107	6	5	11	5	9	14	36	55	91	767	959	1726	13	8	10	2.2	3.9	3.1	
Average of 5 Years	15	20	32	50	47	70	117	117	5	7	12	9	8	17	44	62	106	820	1036	1856	11	10	10	2.8	4.0	3.4	
During 1925	13	20	36	57	49	77	126	126	5	3	8	7	8	15	34	47	81	745	946	1691	10	4	6	3.4	3.4	3.4	
" 1926	13	18	22	41	35	59	94	94	4	5	9	3	10	13	30	39	69	723	915	1638	11	8	10	2.8	3.9	3.4	
" 1927	5	6	38	47	43	53	96	96	1	6	7	8	3	11	37	29	66	698	897	1595	2	11	7	3.2	3.7	3.5	
" 1928	12	15	26	49	38	64	102	102	3	3	6	3	4	7	55	46	81	679	875	1554	8	5	6	2.4	3.8	3.2	
" 1929	6	7	34	26	40	33	73	73	2	5	7	5	5	10	31	47	78	655	811	1466	5	15	10	4.0	4.9	4.5	
Average of 5 Years	10	13	31	44	41	57	98	98	3	4	7	5	6	11	33	42	75	700	889	1589	7	7	7	3.1	3.9	3.6	
During 1930	6	6	29	30	35	36	71	71	5	4	9	4	3	7	30	41	71	633	773	1406	14	11	13	2.8	3.4	3.1	



TABLE V.—Showing the number of Private and Pauper Lunatics of each Sex in each Royal and District Asylum, Private Asylum, Parochial Asylum, and Licensed Poorhouse in Scotland on 1st January, 1931, and the accommodation in these establishments.

ASYLUM.	Number of Patients.									Number of Beds for Patients.		
	Private.			Pauper.			General Totals.					
	M.	F.	T.	M.	F.	T.	M.	F.	T.	M.	F.	T.
Perth Royal - - - -	145	179	324	255	281	536	400	460	860	421	518	939
Perth Royal Institution - - - -	170	219	389	161	181	342	331	400	731	614	655	1,269
Perth Royal - - - -	17	29	46	...	...	...	17	29	46	26	45	71
Royal Edinburgh - - - -	218	273	491	78	75	153	296	348	644	409	487	896
Glasgow Royal - - - -	195	220	415	...	1	1	195	221	416	247	307	554
Perth Royal - - - -	93	100	193	262	281	543	355	381	736	405	412	817
Perth Royal - - - -	55	65	120	...	...	...	55	65	120	116	111	227
Perth District - - - -	34	...	34	320	339	659	334	339	673	389	388	777
Perth District - - - -	17	15	32	213	226	439	230	241	471	252	252	504
Perth District - - - -	35	32	67	314	272	586	349	304	653	353	321	674
Perth District - - - -	7	1	8	101	85	186	108	86	194	125	100	225
Perth District - - - -	25	...	25	238	293	531	263	293	556	283	299	582
Perth District - - - -	9	8	17	100	126	226	109	134	243	113	143	256
Perth District - - - -	18	11	29	470	486	956	488	497	985	497	538	1,035
Perth District - - - -	44	21	65	369	407	776	413	428	841	430	446	876
Perth District - - - -	32	...	32	392	387	779	424	387	811	473	396	869
Perth District - - - -	43	...	43	641	572	1,213	684	572	1,256	691	635	1,326
Perth District - - - -	50	5	55	437	375	812	487	380	867	487	380	867
Perth District - - - -	35	...	35	363	354	717	398	354	752	407	361	768
Perth District - - - -	15	...	15	124	117	241	139	117	256	153	118	271
Perth District - - - -	64	33	97	635	537	1,172	699	570	1,269	719	595	1,314
Perth District - - - -	27	10	37	157	159	316	184	169	353	193	193	386
Perth District - - - -	9	8	17	52	94	146	61	102	163	78	116	194
Perth District - - - -	33	19	52	150	118	268	183	137	320	202	148	350
Perth District - - - -	16	6	22	188	217	405	204	223	427	203	224	427
Perth District - - - -	18	...	18	183	197	380	201	197	398	203	198	401
Perth District - - - -	21	21	42	154	199	353	175	220	395	217	229	446
Perth District - - - -	56	18	74	513	436	949	569	454	1,023	582	483	1,065
Totals in Royal and District Asylums	1,501	1,293	2,794	6,870	6,815	13,685	8,371	8,108	16,479	9,288	9,098	18,386
New Saughton Hall Private- - - -	14	28	42	...	...	...	14	28	42	29	46	75
St. Andrews Private - - - -	...	1	1	...	...	...	...	1	1	...	18	18
Totals in Private Asylums - - - -	14	29	43	...	...	...	14	29	43	29	64	93
Greenock Parochial - - - -	6	...	6	132	111	243	138	111	249	138	113	251
Lunatic Wards with unrestricted Licence)												
Perth Poorhouse - - - -	...	...	...	22	19	41	22	19	41	26	26	52
Perth Poorhouse - - - -	...	...	...	45	38	83	45	38	83	49	50	99
Perth Poorhouse - - - -	...	...	...	30	16	46	30	16	46	30	30	60
Perth East Poorhouse - - - -	...	...	...	49	44	93	49	44	93	50	50	100
Perth Poorhouse - - - -	...	...	...	102	116	218	102	116	218	110	118	228
Perth Poorhouse - - - -	...	...	...	16	15	31	16	15	31	16	16	32
Perth Poorhouse - - - -	...	...	...	18	19	37	18	19	37	21	21	42
Perth Poorhouse - - - -	...	...	...	11	16	27	11	16	27	19	16	35
Perth Poorhouse - - - -	...	...	...	16	13	29	16	13	29	18	18	36
Perth Poorhouse - - - -	...	...	...	26	15	41	26	15	41	26	15	41
Perth Poorhouse - - - -	...	...	...	25	25	50	25	25	50	25	25	50
Perth Poorhouse - - - -	...	...	...	53	54	107	53	54	107	54	66	120
Perth Poorhouse - - - -	...	...	...	20	20	40	20	20	40	20	20	40
Perth Poorhouse - - - -	...	...	...	20	16	36	20	16	36	21	16	37
Totals in Poorhouses with restricted Licences - - - -	...	...	...	453	426	879	453	426	879	485	487	972
GENERAL TOTALS - - - -	1,521	1,322	2,843	7,455	7,352	14,807	8,976	8,674	17,650	9,940	9,762	19,702



## APPENDIX—TABLE VI.

Showing the Number of Pauper Lunatics chargeable to each Lunacy District who were resident in Establishments or in Private Dwellings respectively, on 1st January of each Year from 1921 to 1931.

(Inmates of schools for Imbeciles are not included in this Table.)

LUNACY DISTRICTS AND POPULATIONS FOR 1921.	SCOTLAND.		ABERDEEN COUNTY.		ABERDEEN CITY.		ANGUS COUNTY.		ABERROATH BURGH.		KINCARDINE COUNTY.		ARGYLL COUNTY.		AYR COUNTY.		AYR BURGH.		KILMARNOCK BURGH.		BANFF.	
	Estab- lish- ments.	Private Dwellings.	Estab. Dwell.	Priv. Dwell.	Estab. Dwell.	Priv. Dwell.	Estab. Dwell.	Priv. Dwell.	Estab. Dwell.	Priv. Dwell.	Estab. Dwell.	Priv. Dwell.	Estab. Dwell.	Priv. Dwell.	Estab. Dwell.	Priv. Dwell.	Estab. Dwell.	Priv. Dwell.	Estab. Dwell.	Priv. Dwell.	Estab. Dwell.	Priv. Dwell.
Year 1921	12,704	2,030	546	62	509	42	546	62	384	45	315	47	315	47	563	44	178	44	178	44	178	44
" 1922	13,050	1,915	534	62	514	42	534	62	386	43	307	41	307	41	578	38	195	39	195	39	195	39
" 1923	13,468	1,818	537	56	550	40	537	56	369	39	319	39	319	39	586	37	191	39	191	39	191	39
" 1924	13,590	1,789	561	56	569	38	561	56	395	34	317	37	317	37	613	34	190	35	190	35	190	35
" 1925	13,574	1,726	572	51	574	37	572	51	397	34	318	35	318	35	632	35	194	35	194	35	194	35
Absolute Annual Average of five years	13,277.2	1,855.6	550.0	57.4	541.4	39.8	550.0	57.4	386.2	39.0	315.2	39.8	315.2	39.8	594.4	37.6	189.6	38.4	189.6	38.4	189.6	38.4
Annual Average per 100,000 of Population (calculated on the Population of 1921)	272	38	359	37	341	25	359	37	290	29	410	52	410	52	199	13	331	67	331	67	331	67
Year 1926	13,754	1,691	581	47	579	38	581	47	395	33	309	35	309	35	599	33	194	34	194	34	194	34
" 1927	13,894	1,638	573	46	595	37	573	46	378	30	307	33	307	33	599	33	203	32	203	32	203	32
" 1928	14,072	1,595	558	45	610	38	558	45	393	29	302	30	302	30	617	31	197	32	197	32	197	32
" 1929	14,423	1,554	557	44	633	37	557	44	398	30	320	28	320	28	620	30	207	25	207	25	207	25
" 1930	14,546	1,466	550	44	652	35	550	44	391	28	306	28	306	28	617	29	199	24	199	24	199	24
Absolute Annual Average of five years	14,137.8	1,588.8	563.8	45.2	613.8	37.0	563.8	45.2	391.0	30.0	308.8	30.8	308.8	30.8	610.4	31.2	200.0	29.4	200.0	29.4	200.0	29.4
Annual Average per 100,000 of Population (calculated on the Populations of 1921)	290	32	368	29	386	23	368	29	294	23	402	40	402	40	204	10	349	51	349	51	349	51
Year 1931	14,807	1,406	586	42	644	33	586	42	223	15	299	29	299	29	479	25	96	2	79	3	192	23



APPENDIX.—TABLE VI.—continued.

Showing the Number of Pauper Lunatics chargeable to each Lunacy District, who were resident in Establishments or in Private Dwellings respectively, on 1st January of each Year from 1921 to 1931.

(Inmates of Schools for Imbeciles are not included in this Table.)

LUNACY DISTRICTS AND POPULATIONS FOR 1921.	BUTE.		CAITHNESS.		DUMFRIES COUNTY.		DUMFRIES BURGH.		KIRK- CUBRIGHT COUNTY.		WIGTOWN COUNTY.		DUNDEE BURGH.		EAST LOTHIAN.		EDIN- BURGH.		FIFE COUNTY.		DUN- FERMLINE BURGH.		KIRKCALDY BURGH.	
	Estab.	Priv. Dwell.	Estab.	Priv. Dwell.	Estab.	Priv. Dwell.	Estab.	Priv. Dwell.	Estab.	Priv. Dwell.	Estab.	Priv. Dwell.	Estab.	Priv. Dwell.	Estab.	Priv. Dwell.	Estab.	Priv. Dwell.	Estab.	Priv. Dwell.	Estab.	Priv. Dwell.	Estab.	Priv. Dwell.
Year 1921	51	11	84	42	344	39	344	39	344	39	344	39	344	39	344	39	344	39	344	39	344	39	344	39
" 1922	51	10	86	40	357	40	357	40	357	40	357	40	357	40	357	40	357	40	357	40	357	40	357	40
" 1923	50	9	90	39	361	36	361	36	361	36	361	36	361	36	361	36	361	36	361	36	361	36	361	36
" 1924	58	7	92	38	363	38	363	38	363	38	363	38	363	38	363	38	363	38	363	38	363	38	363	38
" 1925	54	7	87	35	359	38	359	38	359	38	359	38	359	38	359	38	359	38	359	38	359	38	359	38
Absolute Annual Average of five years	52.8	8.8	87.8	38.8	356.8	38.2	356.8	38.2	356.8	38.2	356.8	38.2	356.8	38.2	356.8	38.2	356.8	38.2	356.8	38.2	356.8	38.2	356.8	38.2
Annual Average per 100,000 of Population (calculated on the Population of 1921)	157	26	310	137	249	27	249	27	249	27	249	27	249	27	249	27	249	27	249	27	249	27	249	27
Year 1926	54	6	87	34	370	37	370	37	370	37	370	37	370	37	370	37	370	37	370	37	370	37	370	37
" 1927	60	5	87	31	358	36	358	36	358	36	358	36	358	36	358	36	358	36	358	36	358	36	358	36
" 1928	57	5	86	30	361	37	361	37	361	37	361	37	361	37	361	37	361	37	361	37	361	37	361	37
" 1929	57	5	89	30	374	34	374	34	374	34	374	34	374	34	374	34	374	34	374	34	374	34	374	34
" 1930	51	5	86	27	374	31	374	31	374	31	374	31	374	31	374	31	374	31	374	31	374	31	374	31
Absolute Annual Average of five years	55.8	5.2	87.0	30.4	367.4	35.0	367.4	35.0	367.4	35.0	367.4	35.0	367.4	35.0	367.4	35.0	367.4	35.0	367.4	35.0	367.4	35.0	367.4	35.0
Annual Average per 100,000 of Population (calculated on the Population of 1921)	166	15	308	107	256	24	256	24	256	24	256	24	256	24	256	24	256	24	256	24	256	24	256	24
Year 1931	52	4	82	27	137	8	54	4	93	9	85	11	618	42	130	6	1132	195	505	37	83	7	126	16

NOTE:—All the figures in this Table for the years 1921-30 are in respect of the old Lunacy Districts (see page X.)

\* The figures for the years 1921-30 include the County of Kinross which, for Lunacy purposes, is now a Joint County with Perthshire (Q.V.).



APPENDIX.—TABLE VI.—*continued.*

Showing the Number of Pauper Lunatics chargeable to each Lunacy District, who were resident in Establishments, or in Private Dwellings respectively, on 1st January of each Year from 1921 to 1931.

(Inmates of Schools for Imbeciles are not included in this Table.)

LUNACY DISTRICTS AND POPULATIONS FOR 1921.	GLASGOW BURGH.		INVERNESS COUNTY.		INVERNESS BURGH.		ROSS COUNTY.		SUTHERLAND COUNTY.		LANARK COUNTY.		AIRDRIE BURGH.		COAT- BRIDGE BURGH.		HAMILTON BURGH.		MOTHER- & WISHAW BURGH.		RUTHER- GLEN	
	Estab.	Priv. Dwell.	Estab.	Priv. Dwell.	Estab.	Priv. Dwell.	Estab.	Priv. Dwell.	Estab.	Priv. Dwell.	Estab.	Priv. Dwell.	Estab.	Priv. Dwell.	Estab.	Priv. Dwell.	Estab.	Priv. Dwell.	Estab.	Priv. Dwell.	Estab.	Priv. Dwell.
Year 1921	3001	498	699	358	700	347	703	327	721	307	737	306	712.0	329.0	712.0	329.0	712.0	329.0	712.0	329.0	712.0	329.0
" 1922	3126	465	700	347	703	327	703	327	721	307	737	306	712.0	329.0	712.0	329.0	712.0	329.0	712.0	329.0	712.0	329.0
" 1923	3272	430	721	307	737	306	712.0	329.0	712.0	329.0	712.0	329.0	712.0	329.0	712.0	329.0	712.0	329.0	712.0	329.0	712.0	329.0
" 1924	3248	424	721	307	737	306	712.0	329.0	712.0	329.0	712.0	329.0	712.0	329.0	712.0	329.0	712.0	329.0	712.0	329.0	712.0	329.0
" 1925	3165	404	737	306	712.0	329.0	712.0	329.0	712.0	329.0	712.0	329.0	712.0	329.0	712.0	329.0	712.0	329.0	712.0	329.0	712.0	329.0
Absolute Annual Average of five years	3162.4	444.2	712.0	329.0	712.0	329.0	712.0	329.0	712.0	329.0	712.0	329.0	712.0	329.0	712.0	329.0	712.0	329.0	712.0	329.0	712.0	329.0
Annual Average per 100,000 of Population (calculated on the Populations of 1921)	633	86	396	183	396	183	396	183	396	183	396	183	396	183	396	183	396	183	396	183	396	183
Year 1926	3243	396	758	308	771	296	777	285	796	279	805	263	781.4	286.2	781.4	286.2	781.4	286.2	781.4	286.2	781.4	286.2
" 1927	3279	400	771	296	777	285	796	279	805	263	781.4	286.2	781.4	286.2	781.4	286.2	781.4	286.2	781.4	286.2	781.4	286.2
" 1928	3354	380	777	285	796	279	805	263	781.4	286.2	781.4	286.2	781.4	286.2	781.4	286.2	781.4	286.2	781.4	286.2	781.4	286.2
" 1929	3464	354	796	279	805	263	781.4	286.2	781.4	286.2	781.4	286.2	781.4	286.2	781.4	286.2	781.4	286.2	781.4	286.2	781.4	286.2
" 1930	3497	324	805	263	781.4	286.2	781.4	286.2	781.4	286.2	781.4	286.2	781.4	286.2	781.4	286.2	781.4	286.2	781.4	286.2	781.4	286.2
Absolute Annual Average of five years	3367.4	370.8	781.4	286.2	781.4	286.2	781.4	286.2	781.4	286.2	781.4	286.2	781.4	286.2	781.4	286.2	781.4	286.2	781.4	286.2	781.4	286.2
Annual Average per 100,000 of Population (calculated on the Populations of 1921)	678	74	434	159	434	159	434	159	434	159	434	159	434	159	434	159	434	159	434	159	434	159
Year 1931	3753	315	297	97	297	97	297	97	297	97	297	97	297	97	297	97	297	97	297	97	297	97

NOTE:—All the figures in this Table for the years 1921-30 are in respect of the old Lunacy Districts (see page X.)

† The figures for the years 1921-30 include the County of Nairn which for Lunacy purposes is now a Joint County with Morayshire County.



APPENDIX.—TABLE VI.—*continued.*

Showing the Number of Pauper Lunatics chargeable to each Lunacy District, who were resident in Establishments, or in Private Dwellings respectively, on 1st January of each Year from 1921 to 1931.

(Inmates of Schools for Imbeciles are not included in this Table.)

LUNACY DISTRICTS AND POPULATIONS FOR 1921.	MID- LOTHIAN COUNTY. 86,113		PEEBLES COUNTY. 15,332		MORAY & NAIRN COUNTY. 50,348		ORKNEY. 24,111		PAISLEY BURGH. 84,837		PERTH & KINROSS COUNTY. 100,258		PERTH BURGH. 33,208		RENFREW COUNTY. 99,700		GREENOCK BURGH. 81,133		PORT- GLASGOW BURGH. 21,023	
	Estab.	Priv. Dwelling.	Estab.	Priv. Dwelling.	Estab.	Priv. Dwelling.	Estab.	Priv. Dwelling.	Estab.	Priv. Dwelling.	Estab.	Priv. Dwelling.	Estab.	Priv. Dwelling.	Estab.	Priv. Dwelling.	Estab.	Priv. Dwelling.	Estab.	Priv. Dwelling.
Year 1921	256	26	26	26	120	40	71	23	244	25	353	43	353	43	486	45	511	43	511	43
" 1922	251	25	24	24	119	34	73	22	275	24	340	34	340	34	511	43	548	42	548	42
" 1923	272	24	21	21	121	33	70	21	274	27	350	27	350	27	548	42	561	40	561	40
" 1924	294	26	20	20	123	33	70	20	272	28	362	22	362	22	561	40	561	40	561	40
" 1925	284	28	20	20	131	34	76	20	272	24	350	21	350	21	560	35	560	35	560	35
Absolute Annual Average of five years	271.4	25.8	25.8	25.8	122.8	34.8	72.0	21.2	267.4	25.6	351.0	29.4	351.0	29.4	533.2	41.0	533.2	41.0	533.2	41.0
Annual Average per 100,000 of Population (calculated on the Populations of 1921)	270	26	26	26	295	84	299	88	241	23	279	23	279	23	206	16	206	16	206	16
Year 1926	281	27	27	27	133	34	77	19	276	26	358	21	358	21	571	37	571	37	571	37
" 1927	260	27	27	27	137	32	73	16	283	22	366	19	366	19	589	38	589	38	589	38
" 1928	263	26	26	26	139	32	73	15	286	21	376	19	376	19	598	33	598	33	598	33
" 1929	264	27	27	27	149	31	77	15	290	22	409	19	409	19	604	35	604	35	604	35
" 1930	272	27	27	27	143	32	73	14	285	20	403	16	403	16	619	33	619	33	619	33
Absolute Annual Average of five years	268.0	26.8	26.8	26.8	140.2	32.2	74.6	15.8	286.0	22.2	382.4	18.8	382.4	18.8	596.2	35.2	596.2	35.2	596.2	35.2
Annual Average per 100,000 of Population (calculated on the Populations of 1921)	266	27	27	27	337	77	309	66	258	20	305	15	305	15	230	14	230	14	230	14
Year 1931	223	26	47	1	183*	37	69	13	227	20	346	15	346	15	219	9	246	7	56	8

NOTE:—All the figures in this Table for the years 1921-30 are in respect of the old Lunacy Districts (see page X.)

\* See footnote to Inverness County.

† See footnote to Fife County.



APPENDIX.—TABLE VI.—*continued.*

Showing the Number of Pauper Lunatics chargeable to each Lunacy District, who were resident in Establishments or in Private Dwellings respectively, on 1st January of each Year from 1921 to 1931.

(Inmates of Schools for Imbeciles are not included in this Table).

LUNACY DISTRICTS AND POPULATIONS FOR 1921.	BERWICK COUNTY.		ROXBURGH COUNTY.		SELKIRK COUNTY.		SHETLAND.		STIRLING COUNTY.		LINLITHGOW COUNTY.		DUNBARTON COUNTY.		CLACK- MANNAN COUNTY.		STIRLING BURGH.		FALKIRK BURGH.		CLYDEBANK BURGH.		DUMBARTON BURGH.	
	Estab.	Priv. Dwell.	Estab.	Priv. Dwell.	Estab.	Priv. Dwell.	Estab.	Priv. Dwell.	Estab.	Priv. Dwell.	Estab.	Priv. Dwell.	Estab.	Priv. Dwell.	Estab.	Priv. Dwell.	Estab.	Priv. Dwell.	Estab.	Priv. Dwell.	Estab.	Priv. Dwell.	Estab.	Priv. Dwell.
Year 1921	-	-	273	33	273	33	62	31	105,957	83,960	81,036	32,542	21,345	34,419	46,601	22,933	-	-	-	-	-	-	-	-
" 1922	-	-	286	33	300	30	64	27	-	-	-	-	-	-	-	-	-	-	-	-	-	-	-	-
" 1923	-	-	300	30	292	28	65	27	-	-	-	-	-	-	-	-	-	-	-	-	-	-	-	-
" 1924	-	-	292	28	292	28	68	26	-	-	-	-	-	-	-	-	-	-	-	-	-	-	-	-
" 1925	-	-	292	28	292	28	72	24	-	-	-	-	-	-	-	-	-	-	-	-	-	-	-	-
Absolute Annual Average of five years	-	-	288.6	30.4	288.6	30.4	66.2	27.0	-	-	-	-	-	-	-	-	-	-	-	-	-	-	-	-
Annual Average per 100,000 of Population (calculated on the Populations of 1921)	-	-	301	32	301	32	259	106	-	-	-	-	-	-	-	-	-	-	-	-	-	-	-	-
Year 1926	-	-	304	27	314	27	74	25	-	-	-	-	-	-	-	-	-	-	-	-	-	-	-	-
" 1927	-	-	314	27	313	26	78	25	-	-	-	-	-	-	-	-	-	-	-	-	-	-	-	-
" 1928	-	-	313	26	318	24	75	23	-	-	-	-	-	-	-	-	-	-	-	-	-	-	-	-
" 1929	-	-	318	24	330	22	84	23	-	-	-	-	-	-	-	-	-	-	-	-	-	-	-	-
" 1930	-	-	330	22	330	22	73	22	-	-	-	-	-	-	-	-	-	-	-	-	-	-	-	-
Absolute Annual Average of five years	-	-	315.8	25.2	315.8	25.2	76.8	23.6	-	-	-	-	-	-	-	-	-	-	-	-	-	-	-	-
Annual Average per 100,000 of Population (calculated on the Populations of 1921)	-	-	330	26	330	26	301	92	-	-	-	-	-	-	-	-	-	-	-	-	-	-	-	-
Year 1931	-	-	97	15	166	4	74	2	239	15	166	13	210	10	75	6	60	4	97	2	122	12	66	6

NOTE:—All the figures in this Table for the years 1921–31 are in respect of the old Lunacy Districts (see page X.)



## APPENDIX.—TABLE VII.

Return showing the Number of Pauper Lunatics of each Sex chargeable to each County and Large Burgh in Scotland on 1st January, 1931, and the manner of their disposal.

COUNTIES.	Population in 1921.	Number of Pauper Lunatics at 1st January, 1931.	DISPOSAL OF PAUPER LUNATICS.											
			In Establishments.			In Private Dwellings and under sanction of the Board.								
			In Asylums and in Wards of Poorhouse with Unrestricted Licence.			In Wards of Poor-houses with Restricted Licences.			With Relatives and alone.			With Strangers.		
			M.	F.	T.	M.	F.	T.	M.	F.	T.	M.	F.	T.
1. Aberdeen	153,392	296	253	284	537	25	24	49	9	6	15	9	18	27
2. Angus	83,941	119	106	108	214	7	2	9	3	2	5	3	7	10
3. Argyll	76,862	164	147	152	299	—	—	—	10	5	15	7	7	14
4. Ayr	227,641	277	231	190	421	33	25	58	5	9	14	8	3	11
5. Banff	57,298	113	103	87	190	1	1	2	1	6	7	8	8	16
6. Berwick	28,246	54	47	50	97	—	—	—	4	6	10	3	2	5
7. Bute	33,711	21	20	31	51	—	—	—	1	—	1	—	—	—
8. Caithness	28,285	53	40	41	81	—	—	—	9	12	21	4	2	6
9. Clackmannan	32,542	45	44	31	75	—	—	—	1	2	3	—	—	—
10. Dumfries	59,642	64	61	76	137	—	—	—	2	1	3	1	4	5
11. Dunbarton	81,036	114	92	86	178	19	13	32	—	3	3	3	4	7
12. East Lothian	47,487	58	53	70	123	2	5	7	—	1	3	1	2	3
13. Fife	208,728	259	246	259	505	—	—	—	5	6	11	8	18	26
14. Inverness	61,311	208	127	128	255	26	16	42	33	20	53	22	22	44
15. Kincardine	30,440	46	39	39	78	5	8	13	—	1	1	2	2	4
16. Kirkcubright	31,961	55	51	42	93	—	—	—	3	1	4	1	4	5
17. Lanark	297,931	382	369	340	709	1	3	4	4	8	12	8	4	12
18. Linlithgow	83,960	105	85	62	147	13	6	19	4	1	5	3	5	8
19. Midlothian	86,113	127	114	104	218	2	3	5	7	12	19	4	3	7
20. Moray and Nairn	50,348	95	77	106	183	—	—	—	5	8	13	13	11	24
21. Orkney	24,111	40	36	33	69	—	—	—	2	6	8	2	3	5
22. Peebles	15,332	22	22	25	47	—	—	—	—	1	1	—	—	—
23. Perth and Kinross	109,258	165	153	191	344	1	1	2	2	3	5	9	1	10
24. Renfrew	99,700	119	99	95	194	13	12	25	1	—	—	6	2	8
25. Ross	70,818	198	131	133	264	11	16	27	46	50	96	10	8	18
26. Roxburgh	44,989	81	80	86	166	—	—	—	1	2	3	—	1	1
27. Selkirk	22,607	29	28	46	74	—	—	—	1	1	2	—	—	—
28. Shetland	25,320	43	34	46	80	—	—	—	9	10	19	—	1	1
29. Stirling	105,957	137	128	110	238	1	—	—	4	3	7	4	4	8
30. Sutherland	17,802	48	45	32	77	—	—	—	3	7	10	—	3	3
31. Wigtown	39,783	36	21	39	60	10	15	25	3	6	9	2	—	2
Totals in Counties	2,317,252	3573	3082	3122	6204	170	152	322	180	199	379	141	155	296



APPENDIX.—TABLE VII.—*continued.*

Return showing the Number of Pauper Lunatics of each Sex chargeable to each County and large Burgh in Scotland on 1st January, 1931, and the manner of their disposal.

LARGE BURGHS.	Population in 1921.	Number of Pauper Lunatics at 1st January, 1931.	DISPOSAL OF PAUPER LUNATICS.														
			In Establishments.						In Private Dwellings and under sanction of the Board.								
			In Asylums and in Wards Of Poorhouse with Unrestricted Licence.			In Wards of Poor- houses with Restricted Licences.			With Relatives and alone.			With Strangers.					
			M.	F.	T.	M.	F.	T.	M.	F.	T.	M.	F.	T.			
1. Aberdeen	158,963	338	339	677	318	326	644	—	—	—	1	5	6	19	8	27	1
2. Airdrie	25,459	50	39	89	43	32	75	4	2	6	1	2	3	2	3	5	2
3. Arbroath	19,496	33	42	75	30	35	65	4	2	4	—	2	2	1	3	4	3
4. Ayr	35,763	46	52	98	41	51	92	4	—	4	1	1	2	—	—	—	4
5. Clydebank	46,601	78	56	134	51	46	97	21	4	25	3	4	7	3	2	5	5
6. Coatbridge	43,919	78	58	136	57	35	92	20	19	39	1	1	2	—	3	3	6
7. Dumbarton	22,933	45	26	71	31	23	54	11	1	12	1	2	3	2	—	2	7
8. Dumfries	21,822	29	29	58	28	26	54	—	—	—	—	—	—	1	3	4	8
9. Dundee	168,315	286	374	660	228	298	526	48	44	92	2	2	4	8	30	38	9
10. Dunfermline	39,899	43	47	90	39	44	83	—	—	—	—	4	4	8	70	117	10
11. Edinburgh	420,264	631	696	1327	523	541	1064	34	34	68	4	4	8	7	187	187	11
12. Falkirk	34,419	54	45	99	50	44	94	2	1	3	1	—	1	1	—	—	12
13. Glasgow	1,051,518	2069	1999	4068	1833	1700	3533	102	118	220	18	25	43	116	156	272	13
14. Greenock	81,133	140	113	253	134	112	246	—	—	—	—	—	—	6	1	7	14
15. Hamilton	39,504	62	51	113	58	46	104	—	—	—	—	1	1	4	4	8	15
16. Inverness	20,944	45	70	115	38	54	92	—	—	—	—	6	6	7	10	17	16
17. Kilmarnock	35,969	44	38	82	39	27	66	4	9	13	1	2	3	—	—	—	17
18. Kirkcaldy	44,298	77	65	142	69	57	126	—	—	—	5	4	9	3	4	7	18
19. Motherwell and Wishaw	68,869	99	77	176	98	74	172	—	—	—	1	3	4	—	—	—	19
20. Paisley	84,837	124	123	247	76	81	157	31	39	70	1	1	1	16	3	19	20
21. Perth	33,208	47	49	96	46	49	95	—	—	—	—	—	—	—	—	—	21
22. Port Glasgow	21,023	31	33	64	26	30	56	—	—	—	4	2	6	1	1	2	22
23. Rutherglen	24,744	33	45	78	33	44	77	—	—	—	—	—	—	—	—	—	23
24. Stirling	21,345	33	31	64	31	29	60	—	—	—	1	—	—	1	2	—	24
Totals in Large Burghs	2,565,245	4515	4497	9012	3920	3804	7724	283	274	557	46	66	112	266	353	619	
Totals in Counties (Brought forward)	2,317,252	3573	3628	7201	3082	3122	6204	170	152	322	180	199	379	141	155	296	
GENERAL TOTALS	4,882,497	8088	8125	16,213	7002	6926	13928	453	426	879	226	265	491	407	508	915	



The manner in which the Pauper Lunatics chargeable to each County and large Burgh, placed on the Register of the Board during 1930, were disposed of, and the changes that have taken place during the year in the disposal of those on the Register on 1st January of that year.

COUNTIES AND LARGE BURGHS.	No. of Pauper Lunatics at 1st January, 1930.				Number intimated during the year.				(A) Disposal of Establishment Patients.*								(B) Disposal of Single Patients.																																																																																																																																																																																																																																																																																																																																																																																																																																																																																																																																																																																																																																																																																																																																																																																																																																																																																																					
	In Establish- ments. †		In private Dwellings as Single Patients. †		M.	F.	M.	F.	Placed in Establish- ments.				Discharged from Establishments.				Exempted from Re- moval of Single Patients intimated.	Trans- ferred from Establish- ments.				Removed from Jurisdiction of Board				Died.																																																																																																																																																																																																																																																																																																																																																																																																																																																																																																																																																																																																																																																																																																																																																																																																																																																																																												
									Of Patients intimated during 1930.		Of Single Patients transferred.		Recovered.		Removal from Poor- roll or from Jurisdiction of Board.			M.	F.	M.	F.	M.	F.	M.	F.																																																																																																																																																																																																																																																																																																																																																																																																																																																																																																																																																																																																																																																																																																																																																																																																																																																																																													
	M.	F.	M.	F.	M.	F.	M.	F.	M.	F.	M.	F.	M.	F.	M.	F.	M.									F.	M.	F.	M.	F.	M.	F.																																																																																																																																																																																																																																																																																																																																																																																																																																																																																																																																																																																																																																																																																																																																																																																																																																																																																						
Aberdeen County -	253	297	19	25	49	36	49	36	1	...	...	...	...	...	...	...	...	...	...	...	...	...	...	...	...	...	...	...	...	...	...	...	...	...	...	...	...	...	...	...	...	...	...	...	...	...	...	...	...	...	...	...	...	...	...	...	...	...	...	...	...	...	...	...	...	...	...	...	...	...	...	...	...	...	...	...	...	...	...	...	...	...	...	...	...	...	...	...	...	...	...	...	...	...	...	...	...	...	...	...	...	...	...	...	...	...	...	...	...	...	...	...	...	...	...	...	...	...	...	...	...	...	...	...	...	...	...	...	...	...	...	...	...	...	...	...	...	...	...	...	...	...	...	...	...	...	...	...	...	...	...	...	...	...	...	...	...	...	...	...	...	...	...	...	...	...	...	...	...	...	...	...	...	...	...	...	...	...	...	...	...	...	...	...	...	...	...	...	...	...	...	...	...	...	...	...	...	...	...	...	...	...	...	...	...	...	...	...	...	...	...	...	...	...	...	...	...	...	...	...	...	...	...	...	...	...	...	...	...	...	...	...	...	...	...	...	...	...	...	...	...	...	...	...	...	...	...	...	...	...	...	...	...	...	...	...	...	...	...	...	...	...	...	...	...	...	...	...	...	...	...	...	...	...	...	...	...	...	...	...	...	...	...	...	...	...	...	...	...	...	...	...	...	...	...	...	...	...	...	...	...	...	...	...	...	...	...	...	...	...	...	...	...	...	...	...	...	...	...	...	...	...	...	...	...	...	...	...	...	...	...	...	...	...	...	...	...	...	...	...	...	...	...	...	...	...	...	...	...	...	...	...	...	...	...	...	...	...	...	...	...	...	...	...	...	...	...	...	...	...	...	...	...	...	...	...	...	...	...	...	...	...	...	...	...	...	...	...	...	...	...	...	...	...	...	...	...	...	...	...	...	...	...	...	...	...	...	...	...	...	...	...	...	...	...	...	...	...	...	...	...	...	...	...	...	...	...	...	...	...	...	...	...	...	...	...	...	...	...	...	...	...	...	...	...	...	...	...	...	...	...	...	...	...	...	...	...	...	...	...	...	...	...	...	...	...	...	...	...	...	...	...	...	...	...	...	...	...	...	...	...	...	...	...	...	...	...	...	...	...	...	...	...	...	...	...	...	...	...	...	...	...	...	...	...	...	...	...	...	...	...	...	...	...	...	...	...	...	...	...	...	...	...	...	...	...	...	...	...	...	...	...	...	...	...	...	...	...	...	...	...	...	...	...	...	...	...	...	...	...	...	...	...	...	...	...	...	...	...	...	...	...	...	...	...	...	...	...	...	...	...	...	...	...	...	...	...	...	...	...	...	...	...	...	...	...	...	...	...	...	...	...	...	...	...	...	...	...	...	...	...	...	...	...	...	...	...	...	...	...	...	...	...	...	...	...	...	...	...	...	...	...	...	...	...	...	...	...	...	...	...	...	...	...	...	...	...	...	...	...	...	...	...	...	...	...	...	...	...	...	...	...	...	...	...	...	...	...	...	...	...	...	...	...	...	...	...	...	...	...	...	...	...	...	...	...	...	...	...	...	...	...	...	...	...	...	...	...	...	...	...	...	...	...	...	...	...	...	...	...	...	...	...	...	...	...	...	...	...	...	...	...	...	...	...	...	...	...	...	...	...	...	...	...	...	...	...	...	...	...	...	...	...	...	...	...	...	...	...	...	...	...	...	...	...	...	...	...	...	...	...	...	...	...	...	...	...	...	...	...	...	...	...	...	...	...	...	...	...	...	...	...	...	...	...	...	...	...	...	...	...	...	...	...	...	...	...	...	...	...	...	...	...	...	...	...	...	...	...	...	...	...	...	...	...	...	...	...	...	...	...	...	...	...	...	...	...	...	...	...	...	...	...	...	...	...	...	...	...	...	...	...	...	...	...	...	...	...	...	...	...	...	...	...	...	...	...	...	...	...	...	...	...	...	...	...	...	...	...	...	...	...	...	...	...	...	...	...	...	...	...	...	...	...	...	...	...	...	...	...	...	...	...	...	...	...

\* Inmates of Schools for Imbeciles are not included in this Table.

† The figures in these columns have been adjusted to meet the alteration in areas under the Local Government (Scotland) Act, 1929. Where such adjustments have been made as between County and Burgh, the sub-divided figures are approximate.



## APPENDIX.—TABLE VIII.—continued.

The manner in which Pauper Lunatics chargeable to each County and large Burgh, placed on the Register of the Board during 1930, were disposed of, and the changes that have taken place during the year in the disposal of those on the Register on 1st January of that year.

COUNTIES AND LARGE BURGHS.	No. of Pauper Lunatics at 1st January, 1930.			In private Dwellings as Single Patients. †			In Establish- ments. †		Number intimated during the year.						(A) Disposal of Establishment Patients *						(B) Disposal of Single Patients.																
	In Establish- ments. †		In private Dwellings as Single Patients. †		M.		F.		M.		F.		M.		F.		Of Patients intimated during 1930.		Of Single Patients transferred.		Discharged from Establishments.				Died.		Exempted from Re- moval of Single Patients intimated.		Trans- ferred from Establish- ments.		Removed from Jurisdiction of Board.		Died.				
																					Removal from Poor- roll or from Jurisdiction of Board.																
		M.	F.	M.	F.	M.	F.	M.	F.	M.	F.	M.	F.	M.	F.	M.	F.	M.	F.	M.	F.	M.	F.	M.	F.	M.	F.	M.	F.	M.	F.	M.	F.	M.	F.	M.	F.
<i>Brought forward -</i>																																					
Lanark County— <i>Contd.</i>	3,209	3,206	255	309	576	536	572	533	12	16	191	205	39	37	277	251																					
Glasgow Burgh	1,930	1,730	139	194	305	307	305	307	7	5	105	92	46	38	153	89																					
Hamilton Burgh	57	41	4	5	6	10	6	10			1	3			4	2																					
Motherwell and Wishaw Burgh	101	69	1	3	15	19	15	19			9	8			9	6																					
Rutherglen Burgh	31	38			6	14	6	14				2			4	4																					
Midlothian County	110	112	11	15	15	13	15	12				7			3	8																					
Edinburgh Burgh	544	550	80	130	102	122	102	122	8	14	32	56	14	9	46	40																					
Moray and Nairn County	80	107	18	21	7	12	7	12			1	4			9	7																					
Orkney County	37	36	4	10	2	1	2	1			1	1			1	2																					
Peebles County	20	29		1	3	2	3	2				1			1	4																					
Perth and Kinross County	155	186	12	4	22	30	22	30	1		9	12			13	11																					
Perth Burgh	43	52	1		11	11	11	11			3	6			7																						
Renfrew County	117	107	7	3	25	24	25	24			14	13			14	9																					
Greenock Burgh	130	116	6	2	32	14	32	14			12	11			15	8																					
Paisley Burgh	112	117	16	2	26	27	26	27	2	1	12	11	4	3	14	9																					
Port-Glasgow Burgh	26	30	6	3	4	4	4	4			1	2			3	1																					
Ross and Cromarty County	141	163	57	60	29	24	27	22		1	14	10	2	1	10	24																					
Roxburgh County	79	86	2	3	13	12	13	12			3	6	1		6	7																					
Selkirk County	31	43	1	1	2	6	2	6			1	2	1		3																						
Shetland County	29	44	9	13	8	10	8	10			2	2			1	5																					
Stirling County	126	104	8	8	32	27	32	27		2	15	10			13	10																					
Falkirk Burgh	43	45	2		14	13	14	13			4	6			1	6																					
Stirling Burgh	33	28	1	2	6	6	6	6			1	1			5	4																					
Sutherland County	43	31	3	10	9	4	9	4			1	1			6	2																					
West Lothian County	98	60	7	6	18	20	18	20			10	8			7	4																					
Wigtown County	37	54	5	6	4	11	4	11			2	3			6	8																					
TOTALS	7,362	7,184	655	811	1,292	1,279	1,286	1,273	30	41	448	483	117	104	629	529	6	6	29	30	5	4	4	3	18	26											

\* Inmates of Schools for Imbeciles are not included in this Table.

† The figures in these columns have been adjusted to meet the alteration in areas under the Local Government (Scotland) Act 1929. Where such adjustments have been made, as indicated, the figures are in parentheses.



## APPENDIX.—TABLE IX.

Return exhibiting the Number of Orders granted by the Sheriffs for Admission of Lunatics into any Public, Private, District or Parochial Asylum or House, stating the Asylum or House to which such Order was sent, during the Year ended 31st December, 1930.

Orders granted by the Sheriffs of the County of	For the Admission of Patients into the Asylum or House of	No. of Orders Granted	Total.
1. Aberdeen - -	Royal Asylum, Aberdeen - - - -	158	254
	Do. Glasgow - - - -	1	
	Do. Perth - - - -	1	
	District Asylum, Aberdeen - - - -	94	
2. Argyll - - -	Royal Asylum, Glasgow - - - -	3	33
	Do. Montrose - - - -	1	
	District Asylum, Argyll - - - -	28	
	Do. Paisley - - - -	1	
3. Ayr - - - -	Crichton Royal Institution, Dumfries - - - -	1	181
	District Asylum, Ayr - - - -	180	
4. Banff - - -	District Asylum, Banff - - - -	22	22
5. Berwick - - -	District Asylum, Roxburgh - - - -	4	4
6. Bute - - - -	District Asylum, Argyll - - - -	8	10
	Do. Paisley - - - -	2	
7. Caithness - -	Royal Asylum, Montrose - - - -	8	8
8. Clackmannan -	District Asylum, Stirling - - - -	10	10
9. Dumbarton - -	Royal Asylum, Glasgow - - - -	1	14
	District Asylum, Lanark - - - -	1	
	Do. Stirling - - - -	12	
10. Dumfries - -	Crichton Royal Institution, Dumfries - - - -	111	112
	Royal Asylum, Glasgow - - - -	1	
11. East Lothian -	District Asylum, East Lothian - - - -	21	21
12. Edinburgh (Midlothian)	Crichton Royal Institution, Dumfries - - - -	1	333
	Royal Edinburgh Hospital for Mental Disorders - - - -	62	
	District Asylum, Edinburgh - - - -	231	
	Do. Fife - - - -	1	
	Do. Midlothian - - - -	29	
	Do. Stirling - - - -	1	
	Private Asylum, New Saughton Hall - - - -	8	
13. Fife - - - -	District Asylum, Fife - - - -	158	158
14. Forfar* - - -	Royal Asylum, Aberdeen - - - -	1	135
	Crichton Royal Institution, Dumfries - - - -	1	
	Royal Asylum, Dundee - - - -	3	
	Do. Montrose - - - -	85	
	District Asylum, Ayr - - - -	1	
	Do. Dundee - - - -	37	
	Do. Fife - - - -	2	
	Do. Inverness - - - -	2	
	Do. Perth - - - -	1	
	Do. Roxburgh - - - -	1	
	Do. Stirling - - - -	1	
15. Inverness - -	Royal Asylum, Aberdeen - - - -	1	119
	Do. Glasgow - - - -	1	
	District Asylum, Inverness - - - -	117	
16. Kincardine - -		...	...
17. Kinross - - -	District Asylum, Fife - - - -	2	4
	Do. Perth - - - -	2	
18. Kirkcudbright -	Crichton Royal Institution, Dumfries - - - -	7	7
	Carry forward - - - -		1,425

\* Now known as Angus.



## APPENDIX.—TABLE IX.—continued.

Orders granted by the Sheriffs of the County of		For the Admission of Patients into the Asylum or House of				No. of Orders Granted	Total.
		Brought forward - - -					1,425
19. Lanark	-	-	Royal Asylum, Aberdeen	-	-	1	941
			Do. Glasgow	-	-	53	
			Do. Montrose	-	-	4	
			Royal Edinburgh Hospital for Mental Disorders	-	-	1	
			District Asylum, Argyll	-	-	43	
			Do. Ayr	-	-	4	
			Do. Dundee	-	-	1	
			Do. Edinburgh	-	-	1	
			Do. Fife	-	-	1	
			Do. Glasgow (Gartloch)	-	-	123	
			Do. Glasgow (Woodilee)	-	-	237	
			Do. Govan	-	-	145	
			Do. Inverness	-	-	2	
			Kirklands Asylum, Bothwell	-	-	20	
			District Asylum, Lanark	-	-	224	
			Do. Midlothian	-	-	18	
			Do. Paisley	-	-	22	
			Do. Renfrew	-	-	33	
			Do. Stirling	-	-	7	
			Parochial Asylum, Greenock	-	-	1	
20. Moray	-	-	District Asylum, Morayshire	-	-	20	2
21. Nairn	-	-	District Asylum, Inverness	-	-	2	5
22. Orkney	-	-	Royal Edinburgh Hospital for Mental Disorders	-	-	5	...
23. Peebles	-	-				...	...
24. Perth	-	-	Crichton Royal Institution, Dumfries	-	-	1	87
			Royal Asylum, Perth	-	-	14	
			District Asylum, Perth	-	-	72	
25. Renfrew	-	-	Crichton Royal Institution, Dumfries	-	-	2	144
			Royal Asylum, Glasgow	-	-	1	
			District Asylum, Argyll	-	-	1	
			Do. Paisley	-	-	64	
			Do. Renfrew	-	-	37	
Parochial Asylum, Greenock	-	-	39	22	22		
26. Ross	-	-	District Asylum, Inverness	-	-	22	50
27. Roxburgh	-	-	District Asylum, Roxburgh	-	-	50	...
28. Selkirk	-	-				...	...
29. Shetland	-	-	Royal Asylum, Aberdeen	-	-	1	21
			Do. Glasgow	-	-	1	
			Do. Perth	-	-	1	
			Do. Montrose	-	-	18	
30. Stirling	-		Royal Edinburgh Hospital for Mental Disorders	-	-	1	242
			Royal Asylum, Glasgow	-	-	1	
			District Asylum, Stirling	-	-	240	
31. Sutherland	-		Royal Edinburgh Hospital for Mental Disorders	-	-	1	4
			District Asylum, Inverness	-	-	3	
32. West Lothian	-		District Asylum, Edinburgh	-	-	1	3
			Do. Stirling	-	-	2	
33. Wigtown	-		Crichton Royal Institution, Dumfries	-	-	7	7
TOTAL - - -							2,973



## APPENDIX A—TABLE X.

Average Number of Patients Resident, and the Results of Treatment in each Asylum or other Establishment, for the Year 1930.

(a) *Royal and District Asylums.*

ROYAL AND DISTRICT ASYLUMS.			Average Number Resident.		Admissions (including Transfers).		Recoveries.		Discharges not Recovered (including Transfers).		Deaths.		Proportion of Recoveries per cent. on Admissions.		Proportion of Deaths per cent. on Average Number Resident.		
			M.	F.	M.	F.	M.	F.	M.	F.	M.	F.	M.	F.	M.	F.	
1. Aberdeen Royal Asylum	...	...	140.5	172.0	27.4	49.9	7.7	16.6	5.5	9.9	4.4	11.1	25.9	32.7	2.8	6.4	1
		{ Private Patients do. Total	243.0	276.0	57.4	42.2	8.8	7.7	11.1	8.8	16.6	16.6	14.0	16.7	6.6	5.8	2
2. Aberdeen District Asylum	...	...	383.5	448.0	84.4	91.1	15.5	23.3	16.6	17.7	20.0	27.7	17.9	25.3	5.2	6.0	3
3. Argyll District Asylum	...	...	355.0	342.0	51.1	52.2	17.7	29.9	9.9	2.2	27.7	27.7	33.3	55.8	7.6	7.9	4
4. Ayr District Asylum	...	...	226.0	236.5	50.4	42.2	13.3	20.0	3.3	4.4	26.6	9.9	26.0	47.6	11.5	3.8	5
5. Banff District Asylum	...	...	334.0	296.0	98.8	95.5	22.2	33.3	3.3	6.6	43.3	40.0	22.4	34.7	12.9	13.5	6
		{ Private Patients do. Total	107.0	89.0	11.1	15.5	1.1	11.1	—	2.2	8.8	8.8	9.1	73.3	7.5	9.0	7
6. Oricton Royal Institution, Dumfries	...	...	172.5	222.0	20.4	43.3	10.0	17.7	5.5	14.4	11.1	19.9	50.0	39.5	6.4	8.6	8
		{ Private Patients do. Total	164.5	181.0	31.4	42.2	10.0	16.6	6.6	3.3	21.1	22.2	32.3	38.1	12.8	12.2	9
7. Dundee Royal Asylum	...	...	337.0	403.0	51.1	85.5	20.0	33.3	11.1	17.7	32.2	41.1	39.2	38.8	9.5	10.2	10
8. Dundee District Asylum	...	...	18.0	31.0	—	4.4	—	2.2	—	1.1	2.2	5.5	—	50.0	11.1	16.1	11
9. East Lothian District Asylum	...	...	267.5	296.5	27.7	23.3	14.4	11.1	6.6	1.1	4.4	9.9	50.0	27.3	3.6	6.7	12
		{ Private Patients do. Total	111.0	135.0	12.2	11.1	6.6	3.3	6.6	1.1	15.5	25.5	40.0	30.4	6.7	9.0	13
10. Royal Edinburgh Hospital for Mental Disorders	...	...	223.5	279.0	25.5	46.6	10.0	14.4	10.0	16.6	15.5	25.5	33.3	100.0	3.8	8.9	14
		{ Private Patients do. Total	79.0	79.0	3.3	1.1	1.1	1.1	2.2	4.4	3.3	7.7	39.3	31.9	6.0	8.9	15
11. Edinburgh District Asylum	...	...	302.5	358.0	28.8	47.7	11.1	15.5	12.2	20.0	18.8	32.2	39.3	31.9	6.0	8.9	16
12. Fife District Asylum	...	...	478.5	482.5	130.0	149.9	37.7	58.8	32.2	26.6	42.2	36.6	28.5	38.9	8.8	7.5	17
13. Glasgow Royal Asylum	...	...	415.5	427.0	99.9	78.8	36.6	31.1	32.2	16.6	36.6	29.9	36.4	39.7	8.7	6.8	18
14. Glasgow District Asylum, Gartloch	...	...	193.5	215.0	30.4	46.6	5.5	14.4	6.6	8.8	16.6	12.2	16.7	30.4	8.3	5.6	19
15. Glasgow District Asylum, Woodilee	...	...	432.0	375.0	50.0	77.7	19.9	16.6	13.3	13.3	34.4	22.2	38.0	20.8	7.9	5.9	20
16. Govan District Asylum	...	...	664.0	561.0	150.0	90.0	32.2	18.8	23.3	14.4	55.5	36.6	21.3	20.0	8.3	6.4	21
17. Inverness District Asylum	...	...	490.5	374.5	70.0	86.6	28.8	43.3	14.4	10.0	35.5	22.2	40.0	50.0	7.1	5.9	22
18. Kirklands Asylum at Bothwell	...	...	396.5	354.5	84.4	80.0	33.3	24.4	11.1	10.0	37.7	47.7	39.3	30.0	9.3	13.3	23
19. Lanark District Asylum	...	...	143.5	113.5	7.7	12.2	5.5	3.3	—	—	11.1	2.2	71.4	25.0	7.7	1.8	24
20. Midlothian District Asylum	...	...	692.0	554.5	123.3	122.2	46.6	53.3	13.3	18.8	50.0	40.0	37.4	37.0	7.2	7.2	25
		{ Private Patients do. Total	180.0	172.5	25.5	29.9	5.5	11.1	8.8	9.9	6.6	10.0	50.0	5.6	6.4	10.0	26
21. Montrose Royal Asylum	...	...	94.0	100.0	14.4	18.8	7.7	1.1	2.2	3.3	24.4	28.8	28.9	35.3	9.2	10.0	27
		{ Private Patients do. Total	262.0	381.0	38.8	51.1	11.1	18.8	4.4	3.3	30.0	38.8	34.6	27.5	8.4	10.0	28
22. Moray District Asylum	...	...	356.0	381.0	52.2	69.9	18.8	19.9	6.6	12.2	30.0	38.8	34.6	27.5	8.4	10.0	29
23. Paisley District Asylum	...	...	64.0	101.5	10.0	13.3	3.3	3.3	3.3	2.2	10.0	7.7	30.0	23.1	15.6	6.9	30
24. Murray's Royal Asylum, Perth	...	...	181.0	131.0	67.7	56.6	34.4	20.0	10.0	9.9	19.9	15.5	50.7	35.7	10.5	11.5	31
25. Perth District Asylum	...	...	58.0	65.5	9.9	12.2	7.7	7.7	1.1	3.3	7.7	3.3	77.8	58.3	12.1	4.6	32
26. Roxburgh District Asylum	...	...	203.0	219.5	38.8	40.0	14.4	13.3	7.7	1.1	15.5	16.6	36.8	32.5	7.4	7.3	33
27. Roxburgh District Asylum	...	...	204.5	195.5	35.5	42.2	17.7	18.8	9.9	8.8	16.6	13.3	48.6	42.9	7.8	6.6	34
28. Stirling District Asylum	...	...	175.0	214.0	24.4	33.3	7.7	11.1	3.3	2.2	14.4	8.8	29.2	33.3	8.0	3.7	35
		{ Private Patients do. Total	564.5	440.0	154.4	149.9	57.7	45.5	35.5	28.8	53.3	48.8	37.0	30.2	9.4	10.9	36
General Results	...	...	8333.5	8013.0	1599.9	1648.8	522.2	567.7	288.8	267.7	684.4	624.4	33.3	34.4	8.2	7.8	37



APPENDIX.—TABLE X.—*continued.*

Average Number of Patients Resident, and the Results of Treatment  
in each Asylum or other Establishment, for the Year 1930.

(b) *Private Asylums.*

Private Asylums.	Average Number Resident.		Admissions (in- cluding Transfers).		Recoveries.		Discharges not Recovered (in- cluding Transfers).		Deaths.		Proportion of Re- coveries per cent. on Admis- sions.		Proportion of Deaths per cent. on Average Number Resident.	
	M.	F.	M.	F.	M.	F.	M.	F.	M.	F.	M.	F.	M.	F.
New Saughton Hall	13.5	29.5	2	6	1	1	...	5	...	3	50.0	16.7	...	10.2
St. Andrews - -	...	1.0	...	...	...	...	...	...	...	...	...	...	...	...
General Results -	13.5	30.5	2	6	1	1	...	5	...	3	50.0	16.7	...	9.8

(c) *Parochial Asylum.*

(Lunatic Wards of Poorhouse with Unrestricted Licence.)

Parochial Asylum.	Average Number Resident.		Admissions (in- cluding Transfers).		Recoveries.		Discharges not Recovered (in- cluding Transfers).		Deaths.		Proportion of Re- coveries per cent. on Admis- sions.		Proportion of Deaths per cent. on Average Number Resident.	
	M.	F.	M.	F.	M.	F.	M.	F.	M.	F.	M.	F.	M.	F.
Greenock - -	138.0	113.0	31	16	12	11	5	1	14	8	38.7	68.8	10.1	7.1



APPENDIX.—TABLE X.—*continued.*

Average Number of Patients Resident, and the Results of Treatment in each Asylum or other Establishment, for the Year 1930.

(d) *Lunatic Wards of Poorhouses with Restricted Licences.*

Lunatic Wards of Poorhouses.	Average Number Resident.		Admissions (including Transfers).		Recoveries.		Discharges not Recovered (including Transfers).		Deaths.		Proportion of Recoveries per cent. on Admissions.		Proportion of Deaths per cent. on Average Number Resident.	
	M.	F.	M.	F.	M.	F.	M.	F.	M.	F.	M.	F.	M.	F.
1. Buchan - (New Maud).	21.5	20.0	1	—	—	—	—	1	—	1	—	—	—	5.0
2. Cunninghame - (Irvine)	45.0	39.5	3	1	—	—	2	1	1	3	—	—	2.2	7.6
3. Dumbarton -	29.5	13.0	3	9	—	—	2	2	—	1	—	—	—	7.7
4. Dundee (East) -	49.0	44.5	1	1	1	—	—	1	—	1	100.0	—	—	2.2
5. Govan (Glasgow)	103.5	117.0	3	1	—	—	1	1	5	2	—	—	4.8	1.7
6. Inveresk - (Musselburgh)	15.0	15.0	5	2	—	—	3	2	—	—	—	—	—	—
7. Kincardine - (Stonehaven)	19.0	20.0	1	—	—	—	1	2	2	—	—	—	10.5	—
8. Lewis -	12.0	17.5	1	—	—	—	2	2	1	1	—	—	8.3	5.7
9. Linlithgow -	16.0	13.5	2	—	—	—	2	1	—	—	—	—	—	—
10. Long Island -	26.0	14.5	2	2	—	—	1	1	1	—	—	—	3.8	—
11. Old Monkland -	25.0	25.0	2	5	1	—	1	2	—	3	50.0	—	—	12.0
12. Paisley -	52.0	56.5	12	1	1	—	4	1	5	5	8.3	—	9.6	8.8
13. Perth -	20.0	20.0	4	1	—	—	1	1	3	—	—	—	15.0	—
14. Wigtown - (Stranraer)	20.5	16.0	—	—	—	—	1	—	—	—	—	—	—	—
General Results,	454.0	432.0	40	23	3	—	21	18	18	17	7.5	—	4.0	3.9

## APPENDIX.—TABLE XI.

Return exhibiting the Number of Licences granted by the Board for the Continuance, Establishment, or Renewal of Private Asylums, Lunatic Wards of Poorhouses, and Institutions for Mental Defectives during the Year ended 31st December, 1930.

Name.	Number of Licences granted for Continuance or Renewal.	Number of Licences granted for Establishment.	Total.
1. Private Asylums	2	...	2
2. Lunatic Wards of Poorhouses	14	...	14
3. Institutions for Mental Defectives	13	...	13
TOTAL	29	...	29



## APPENDIX

## Classification of all Recorded Causes of Death of Private Patients

(a)

ESTABLISHMENTS.	Average Number Resident.		Total Number of Deaths.		1. General Paralysis of the Insane and Syphilitic Affections of Brain.		2. General Diseases of the Brain.		3. Epilepsy and Convulsions.		4. Exhaustion from Acute Mental Affections not caused by Nervous Diseases otherwise designated.		5. Diseases of the Spinal Cord and Nervous System.		I HE V MS
	M.	F.	M.	F.	M.	F.	M.	F.	M.	F.	M.	F.	M.	F.	
Aberdeen Royal -	140.5	172.0	4	11	...	...	1	1	...	...	...	...	...	...	11
Crichton Royal -	172.5	222.0	11	19	1	...	...	1	...	...	1	4	...	...	
Dundee Royal -	18.0	31.0	2	5	...	...	...	1	...	...	...	...	...	1	
*Edinburgh Royal -	223.5	279.0	15	25	...	...	4	6	...	...	...	1	1	1	
Glasgow Royal -	193.5	215.0	16	12	1	...	4	3	...	...	...	...	...	...	
Montrose Royal -	94.0	100.0	6	10	...	...	1	2	...	...	...	...	...	...	
Murray's Royal -	58.0	65.5	7	3	...	...	...	1	...	...	1	1	...	...	

(b)

New Saughton Hall	13.5	29.5	...	3	...	...	...	2	...	...	...	...	...	...	...
St. Andrew's, Hawick	...	1.0	...	...	...	...	...	...	...	...	...	...	...	...	...
TOTAL -	913.5	1115.0	61	88	2	...	10	17	...	...	2	6	1	2	33

\* Royal Edinburgh Hospital for Mental Disorders.



## E XII. (i).

Died in Asylums and other Establishments in the Year 1930.

ms.

8. Bronchitis, Pleurisy and other forms of Pul- monary Disease.			9. Diseases of the Ali- mentary Glandular and Genito- Urinary Systems.		10. Dysentery (Colitis), Diarrhoea, and Infective Enteritis.		11. Erysipelas, Abscess, Pyæmia, Septic- æmia, and Cellulitis.		12.  In- fluenza.		13.  Typhoid and other Infectious and Contagious Diseases.		14.  Cancer, Carcinoma, Sarcoma, Malignant Diseases, <i>excluding</i> Malignant Diseases of the Brain.		15.  Tuber- culosis and Pul- monary Phthisis.		16.  Atrophy, Debility, and Old Age.		17.  Suicides and Acci- dents.	
F.	M.	F.	M.	F.	M.	F.	M.	F.	M.	F.	M.	F.	M.	F.	M.	F.	M.	F.	M.	F.
1	...	...	...	2	...	...	...	...	...	...	...	...	...	...	...	1	...	...	...	...
5	1	...	...	2	...	...	...	...	...	...	...	...	1	...	2	...	2	8	...	1
..	1	...	...	1	...	1	...	...	...	...	...	...	...	...	...	...	1	1	...	...
8	1	5	2	6	...	...	...	3	...	...	...	...	...	...	1	2	3	4	...	...
1	...	1	1	3	...	...	...	...	1	...	...	...	1	...	...	...	5	3	...	...
1	1	...	...	...	...	...	...	...	...	...	...	...	...	...	1	...	1	5	...	...
..	1	...	3	...	...	...	...	...	...	...	...	...	...	...	...	...	4	...	...	...

ms.

...	...	...	...	...	...	...	...	...	...	...	...	...	...	1	...	...	...	2	...	...
...	...	...	...	...	...	...	...	...	...	...	...	...	...	...	...	...	...	...	...	...
16	5	6	6	14	...	1	...	3	1	...	...	...	2	1	4	3	16	23	...	1



## APPENDIX

## Classification of all Recorded Causes of Death of Pauper Patients

(a) Royal

ESTABLISHMENTS.	Average Number Resident.		Total Number of Deaths.		1. General Paralysis of the Insane and Syphilitic Affections of the Brain.		2. General Diseases of the Brain.		3. Epilepsy and Convulsions.		4. Exhaustion from Acute Mental Affections not caused by Nervous Diseases otherwise designated.		5. Diseases of the Spinal Cord and Nervous System.		6. Diseases of the Heart and Blood Vessels.
	M.	F.	M.	F.	M.	F.	M.	F.	M.	F.	M.	F.	M.	F.	
Aberdeen Royal - - -	243.0	276.0	16	16	2	...	...	...	1	2	1	...	...	...	9
Aberdeen District - - -	355.0	342.0	27	27	...	1	8	4	...	1	...	1	...	1	13
Argyll District - - -	226.0	236.5	26	9	3	...	9	2	3	...	...	1	...	...	16
Ayr District - - -	334.0	296.0	43	40	20	9	10	13	2	2	...	1	...	...	12
Banff District - - -	107.0	89.0	8	8	2	...	4	...	...	...	...	2	...	...	4
Orcherton Royal - - -	164.5	181.0	21	22	4	...	2	5	1	...	1	1	...	...	12
Dundee District - - -	267.5	296.5	20	15	4	...	2	2	1	1	...	...	...	...	5
East Lothian District - - -	111.0	135.0	4	9	...	1	...	3	...	...	...	...	...	...	1
Edinburgh Royal - - -	79.0	79.0	3	7	...	...	...	...	...	...	...	...	...	...	1
Edinburgh District - - -	478.5	482.5	42	36	3	1	9	8	...	1	1	...	...	...	28
Fife District - - -	415.5	427.0	36	29	3	1	7	5	1	...	1	5	...	...	22
Glasgow District (Gartloch) - - -	432.0	375.0	34	22	8	1	5	7	1	2	...	1	...	...	10
Glasgow District (Woodilee) - - -	664.0	561.0	55	36	5	1	19	11	5	3	3	4	...	...	34
Govan District - - -	490.5	374.5	35	22	7	1	9	4	1	1	...	...	3	1	8
Inverness District - - -	396.5	354.5	37	47	2	...	13	17	1	...	5	9	...	...	4
Kirklands Asylum - - -	143.5	113.5	11	2	1	...	3	1	...	...	1	...	...	...	1
Lanark District - - -	692.0	554.5	50	40	6	1	12	8	1	2	1	4	...	...	24
Midlothian District - - -	180.0	172.5	4	17	...	2	...	5	...	...	...	...	...	...	3
Montrose Royal - - -	262.0	281.0	24	28	1	...	5	2	4	...	1	...	...	...	18
Morayshire District - - -	64.0	101.5	10	7	1	...	2	3	2	...	...	1	...	...	5
Paisley District - - -	181.0	131.0	19	15	5	2	4	1	3	...	1	1	...	...	5
Perth District - - -	203.0	219.5	15	16	4	1	...	1	3	1	1	1	...	...	3
Renfrew District - - -	204.5	195.5	16	13	1	1	4	3	...	1	...	...	...	...	7
Roxburgh District - - -	175.0	214.0	14	8	2	...	1	1	2	1	1	1	...	...	2
Stirling District - - -	564.5	440.0	53	48	4	2	13	13	2	...	2	3	...	...	26

## (b) Parochial Asylum.—Lunatic Wards

Greenock Parochial - - -	138.0	113.0	14	8	6	...	2	...	2	1	...	...	...	...	...
--------------------------	-------	-------	----	---	---	-----	---	-----	---	---	-----	-----	-----	-----	-----

## (c) Lunatic Wards of Poorhouses

Buchan - - -	21.5	20.0	...	1	...	...	...	...	...	...	...	...	...	...	...
Cunninghame - - -	45.0	39.5	1	3	...	...	1	...	...	...	...	...	...	...	...
Dumbarton - - -	29.5	13.0	...	1	...	...	...	...	...	...	...	...	...	...	...
Dundee, East - - -	49.0	44.5	...	1	...	...	...	...	...	...	...	...	...	...	...
Govan - - -	103.5	117.0	5	2	...	...	2	...	...	1	...	...	...	...	2
Inveresk - - -	15.0	15.0	...	...	...	...	...	...	...	...	...	...	...	...	...
Kincardine - - -	19.0	20.0	2	...	...	...	1	...	...	...	...	...	...	...	...
Lewis - - -	12.0	17.5	1	1	...	...	...	...	...	...	...	...	...	...	...
Linlithgow - - -	16.0	13.5	...	...	...	...	...	...	...	...	...	...	...	...	...
Long Island - - -	26.0	14.5	1	...	...	...	1	...	...	...	...	...	...	...	1
Old Monkland - - -	25.0	25.0	...	3	...	...	...	...	...	...	...	...	...	...	...
Paisley - - -	52.0	56.5	5	5	...	...	1	...	...	...	...	...	...	...	3
Perth - - -	20.0	20.0	3	...	...	...	...	...	...	...	...	...	...	...	2
Wigtown - - -	20.5	16.0	...	...	...	...	...	...	...	...	...	...	...	...	...
Pauper Patients - - -	8025.5	7473.5	655	564	94	25	149	119	36	20	20	36	3	2	281
Private Patients - - -	913.5	1115.0	61	88	2	...	10	17	...	...	2	6	1	2	33
TOTALS - - -	8939.0	8588.5	716	652	96	25	159	136	36	20	22	42	4	4	314

\* Royal Edinburgh Hospital for Mental Disorders.



TABLE XII.—(ii.).

who Died in Asylums and other Establishments in the Year 1930.

## District Asylums.

7.		8.		9.		10.		11.		12.		13.		14.		15.		16.		17.	
Pneumonia.		Bronchitis, Pleurisy and other forms of Pulmonary Disease.		Diseases of the Alimentary, Glandular and Genito-Urinary Systems.		Dysentery (Colitis), Diarrhoea and Infective Enteritis.		Erysipelas, Abscess, Pyæmia, Septicæmia, and Cellulitis.		Influenza.		Typhoid and other Infectious and Contagious Diseases.		Cancer, Carcinoma, Sarcoma, Malignant Diseases, <i>excluding</i> Malignant Diseases of the Brain.		Tuberculosis and Pulmonary Phthisis.		Atrophy, Debility, and Old Age.		Suicides and Accidents.	
M.	F.	M.	F.	M.	F.	M.	F.	M.	F.	M.	F.	M.	F.	M.	F.	M.	F.	M.	F.	M.	F.
2	2	...	2	...	1	...	...	...	...	...	...	...	...	...	1	3	2	...	...	...	...
2	3	1	2	4	5	...	...	...	...	...	...	...	...	1	...	4	2	...	1	...	...
5	3	7	...	12	4	...	...	...	...	...	...	...	...	2	...	3	...	2	1	...	...
2	1	...	1	9	11	...	...	...	...	...	...	...	...	1	1	2	2	8	12	1	...
...	2	1	...	...	2	...	...	...	...	...	...	...	...	...	1	1	1	...	...	...	...
3	1	3	...	2	1	...	...	...	...	...	...	...	...	...	...	3	5	1	8	*1	...
5	1	1	1	...	...	...	1	...	...	...	...	...	...	...	...	4	3	...	...	...	...
1	...	1	...	1	...	...	...	...	...	...	...	...	...	...	2	...	1	1	2	...	...
...	1	...	2	1	2	...	...	2	2	...	1	...	...	...	...	1	...	...	1	...	...
4	1	7	10	3	2	1	...	2	...	1	...	...	...	2	...	6	7	4	...	...	...
3	6	4	1	4	3	1	1	...	1	...	...	...	...	1	3	3	...	13	5	*2	...
7	8	1	1	4	1	...	...	1	...	...	...	...	...	6	2	2	4	7	7	1	1
18	2	3	7	2	2	...	...	...	1	...	...	...	...	3	1	3	1	13	16	1	...
14	3	3	3	7	4	1	1	3	5	1	...	...	...	1	1	6	4	3	6	1	...
1	1	2	2	3	4	...	...	1	1	1	...	1	2	3	1	8	14	13	17	...	...
4	...	1	...	...	1	...	...	...	...	...	...	...	...	...	...	3	...	3	...	...	...
9	7	4	3	9	2	...	...	...	2	...	1	...	...	2	1	6	3	7	12	...	*1
...	...	...	...	...	3	...	...	...	...	...	...	...	...	...	...	1	1	...	6	1	...
4	4	1	2	...	1	...	...	...	1	...	...	1	...	...	1	3	3	7	10	...	...
...	...	2	1	2	...	...	2	...	...	...	...	...	...	...	1	...	1	2	...	...	...
1	2	1	3	...	...	...	...	...	1	...	4	...	...	1	...	1	3	2	1	1	...
1	...	...	...	1	...	...	...	...	1	...	...	...	...	2	...	...	1	3	11	...	...
2	3	2	1	...	...	...	...	...	1	...	...	...	...	...	...	4	3	5	3	...	...
2	...	2	...	...	1	...	...	...	...	...	...	...	...	...	...	1	4	5	†1	...	...
5	2	1	3	4	1	...	...	...	1	...	...	...	...	2	2	9	4	5	15	1	...

## Poorhouse with Unrestricted Licence.

1	1	2	...	1	...	...	...	...	...	...	...	...	...	...	...	1	...	3	...	...
---	---	---	-----	---	-----	-----	-----	-----	-----	-----	-----	-----	-----	-----	-----	---	-----	---	-----	-----

## with Restricted Licences.

...	...	...	...	...	...	...	...	...	...	...	...	...	...	...	...	...	...	...	1	...	...
...	...	...	1	...	...	...	...	...	...	...	...	...	...	...	2	...	...	...	...	...	...
...	...	...	...	...	1	...	...	...	1	...	...	...	...	...	...	1	1	1	...	...	...
1	...	1	...	...	...	...	...	...	...	...	...	...	...	...	...	...	...	...	...	...	...
...	...	...	...	...	...	...	...	...	...	...	...	...	...	...	...	...	...	...	...	...	...
1	...	...	...	...	...	...	...	...	...	...	...	...	...	...	...	...	...	...	...	...	...
...	1	1	...	...	...	...	...	...	1	...	...	...	...	...	...	...	...	1	...	...	...
...	...	...	...	...	...	...	...	...	...	...	...	...	...	...	...	...	...	...	...	...	...
...	...	...	...	...	...	...	...	...	...	...	...	...	...	...	...	...	...	...	...	...	...
...	2	...	1	...	...	...	...	...	...	...	...	...	...	...	...	...	...	1	...	...	...
1	1	...	2	...	...	...	...	...	1	...	...	...	...	...	...	...	...	2	3	...	...
...	...	...	...	...	...	...	...	...	...	...	...	...	...	...	...	...	...	3	...	...	...
...	...	...	...	...	...	...	...	...	...	...	...	...	...	...	...	...	...	...	...	...	...
99	58	52	49	69	52	3	5	10	19	2	7	2	2	27	19	78	67	110	148	11	2
18	16	5	6	6	14	...	1	...	3	1	...	...	...	2	1	4	3	16	23	...	1
117	74	57	55	75	66	3	6	10	22	3	7	2	2	29	20	82	70	126	171	11	3

\* One attempted suicide prior to admission.

† Accident prior to admission.



## APPENDIX—

## Return of Expenditure for each Lunacy District on Account of

LUNACY DISTRICTS.	Expenditure for Maintenance of Patients				
	In Royal Asylums.	In District Asylums.	In Parochial Asylum.	In Lunatic Wards of Poorhouses.	In Training Schools for Imbecile Children.
	£ s. d.	£ s. d.	£ s. d.	£ s. d.	£ s. d.
1. Aberdeen County.	26,913 4 11	562 10 1	...	1,542 18 6	22 0 0
2. Aberdeen City.	157 10 10	31,162 10 10	...	...	...
3. Argyll - -	...	14,315 10 6	...	...	...
4. Ayr - -	...	20,229 6 0	...	3,114 10 0	91 5 0
5. Banff - -	429 8 6	7,428 15 2	...	41 2 0	...
6. Bute - -	...	2,376 7 6	...	...	...
7. Caithness -	3,717 19 4	3 7 0	...	38 0 0	...
8. Dumfries -	16,640 19 11	82 1 8	...	827 9 2	45 12 6
9. Dundee -	1,175 1 8	24,443 3 3	...	3,839 11 6	...
10. East Lothian	116 18 8	5,592 10 0	...	244 3 8	44 19 9
11. Edinburgh -	4,979 11 4	65,227 10 2	...	3,120 3 2	...
12. Fife - -	...	34,892 4 0	...	...	50 3 8
13. Forfar and Kincardine.	14,987 7 10	663 9 2	...	989 13 6	...
14. Glasgow -	...	124,306 12 8	...	...	...
15. Govan - -	2 9 4	46,633 5 2	...	9,976 5 0	...
16. Inverness -	209 10 0	38,560 3 10	...	3,700 9 0	...
17. Lanark - -	113 5 7	56,918 15 6	...	2,393 15 4	...
18. Midlothian -	...	12,781 3 2	...	202 4 6	...
19. Moray (or Elgin)	...	6,772 4 10	...	...	45 12 6
20. Orkney - -	3,658 0 8	895 0 6	...	...	...
21. Paisley - -	...	10,229 18 4	...	5,109 1 4	...
22. Perth - -	81 11 2	16,928 12 2	...	86 5 2	...
23. Renfrew - -	...	21,767 3 2	14,946 5 6	...	...
24. Roxburgh -	...	17,073 6 8	...	...	...
25. Shetland -	3,087 4 0	184 11 0	...	...	...
26. Stirling - -	...	44,716 13 7	...	3,204 5 2	45 12 6
TOTALS -	76,270 3 9	604,746 15 11	14,946 5 6	38,429 17 0	345 5 11



TABLE XIII.

Pauper Lunatics during the Year ended 15th May, 1930.

during the Year.															
In Private Dwellings.			Extra Expenditure for Certificates of Lunacy, Trial, etc., of Dangerous Lunatics, Transport of Patients, etc., etc.			Total Expenditure.			Amount of foregoing Expenditure contributed by Relatives, or derived from sources <i>other than Government Grant.</i>			Amount of foregoing Expenditure contributed by Government.			
£	s.	d.	£	s.	d.	£	s.	d.	£	s.	d.	£	s.	d.	
1,418	14	4	404	1	8	30,863	9	6	1,536	18	8	4,601	5	3	1
1,134	7	0	383	14	0	32,838	2	8	1,950	15	2	3,888	5	2	2
1,045	14	8	373	6	0	15,734	11	2	834	10	4	3,058	15	10	3
890	0	10	537	4	6	24,862	6	4	2,452	12	11	5,006	5	5	4
868	8	7	89	14	3	8,857	8	6	589	8	4	1,677	14	1	5
169	8	10	64	17	4	2,610	13	8	300	3	0	557	4	8	6
947	7	0	154	17	4	4,861	10	8	233	4	10	999	7	0	7
1,093	3	6	404	16	8	19,094	3	5	1,094	18	4	3,248	9	1	8
1,851	4	2	286	15	4	31,595	15	11	1,468	13	0	4,644	6	0	9
264	1	0	42	8	0	6,305	1	1	393	10	10	1,225	14	2	10
8,303	12	10	1,836	7	9	83,467	5	3	5,079	5	4	10,464	10	3	11
2,329	7	8	903	17	4	38,175	12	8	3,605	1	0	5,110	2	4	12
981	18	10	341	0	2	17,963	9	6	1,621	3	0	3,434	10	5	13
7,745	10	4	1,789	7	8	133,841	10	8	8,034	1	6	19,100	3	7	14
2,835	14	4	1,024	5	2	60,471	19	0	5,014	12	8	7,982	14	11	15
8,422	13	6	1,408	2	2	52,300	18	6	2,305	14	4	7,883	11	4	16
1,473	16	6	1,597	15	0	62,497	7	11	3,253	10	10	8,389	7	1	17
1,076	8	0	245	11	4	14,305	7	0	723	9	4	2,188	18	7	18
1,002	12	8	121	11	0	7,942	1	0	509	2	0	1,261	0	5	19
396	1	10	178	1	4	5,127	4	4	191	7	0	733	2	2	20
755	0	8	309	3	2	16,403	3	6	1,279	7	10	2,206	6	6	21
546	16	10	362	15	4	18,006	0	8	2,556	18	4	3,316	11	11	22
1,306	5	8	724	16	5	38,744	10	9	3,943	14	1	4,234	6	8	23
719	6	4	309	8	0	18,102	1	0	1,483	18	8	2,635	19	6	24
583	10	6	299	9	1	4,154	14	7	80	11	0	770	10	5	25
2,688	12	4	1,260	12	2	51,915	15	9	4,367	16	4	7,084	10	4	26
50,849	18	9	15,453	18	2	801,042	5	0	54,904	8	8	115,703	13	1	



## APPENDIX—TABLE XIV.

The Average Weekly Cost of Maintenance of Pauper Lunatics in the different Classes of Establishments, and in Private Dwellings, in each of the Eight Years 1922-23 to 1929-30.

ASYLUMS.	1922-23	1923-24	1924-25	1925-26	1926-27	1927-28	1928-29	1929-30
	s. d.	s. d.	s. d.	s. d.	s. d.	s. d.	s. d.	s. d.
In Royal and District Asylums, Private Asylums, Parochial Asylums, and Schools for Imbeciles -	22 4	19 11	20 2	19 11	19 10	19 9	19 10	19 7
In Lunatic Wards of Poorhouses -	17 10	16 4	16 11	16 8	17 3	16 11	16 3	16 6
In Private Dwellings -	13 4	12 10	12 5	12 1	12 6	12 3	12 1	13 4
GENERAL AVERAGES -	21 5	19 3	19 5	19 3	19 3	19 2	19 3	19 3

## APPENDIX—TABLE XV.

The Weekly Rate of Maintenance for each mode of providing for Pauper Lunatics in each Lunacy District during the Year ending 15th May, 1930.

LUNACY DISTRICTS.	In Royal, District, and Parochial Asylums, and Training Schools for Imbecile Children.	In Licensed Wards of Poorhouses with Restricted Licences.	In Private Dwellings.	General Averages. (This also includes the Extra Expenditure for Certificates of Lunacy, Cost of Transport, etc.)
	s. d.	s. d.	s. d.	s. d.
1. Aberdeen County -	21 2	11 5	12 5	19 11
2. Aberdeen City -	18 6	...	12 6	18 5
3. Argyll -	18 0	...	14 4	18 1
4. Ayr -	14 5	15 7	11 10	14 9
5. Banff -	15 4	10 6	13 11	15 3
6. Bute -	17 11	...	13 0	17 11
7. Caithness -	16 10	14 7	13 6	16 7
8. Dumfries -	18 6	12 3	13 7	18 1
9. Dundee -	18 4	16 1	16 7	18 1
10. East Lothian -	17 5	13 5	14 6	17 2
11. Edinburgh -	26 3	18 6	15 3	24 7
12. Fife -	18 4	...	14 8	18 7
13. Forfar and Kincardine -	16 7	13 7	13 6	16 6
14. Glasgow -	20 6	...	13 7	20 3
15. Govan -	19 0	17 2	10 3	18 3
16. Inverness -	20 4	19 6	12 4	18 10
17. Lanark -	18 5	18 5	11 1	18 3
18. Midlothian -	18 5	14 1	15 4	18 4
19. Morayshire (or Elgin) -	18 3	...	12 1	17 4
20. Orkney -	24 0	...	10 11	22 8
21. Paisley -	22 3	18 2	14 6	20 8
22. Perth -	16 4	16 6	13 2	16 6
23. Renfrew -	22 10	...	14 9	22 10
24. Roxburgh -	19 11	...	12 7	19 9
25. Shetland -	17 3	...	10 2	16 10
26. Stirling -	18 10	15 5	14 9	18 9
GENERAL AVERAGES -	19 7	16 6	13 4	19 3



## APPENDIX.—TABLE XVI.

Present Weekly Rates of Board for Maintenance in Royal and District Asylums, and the estimated Weekly Cost of Patients in Parochial Asylums and Poorhouses.

ROYAL OR CHARTERED ASYLUMS.				Rates for Pauper Patients.		Minimum Rates for Private Patients.*	
				From the District.	From beyond the District.	Special or District Rate.	General Rate.
				s. d.	s. d.	s. d.	s. d.
Aberdeen Royal	-	-	-	24 3	24 3	23 1	32 8
Crichton „	-	-	-	18 8	27 8	27 8	27 8
Dundee „	-	-	-	...	...	20 0	40 10
Royal Edinburgh †	-	-	-	23 1	23 1	...	22 4
Glasgow Royal	-	-	-	...	...	...	25 0
Montrose „	-	-	-	16 4	16 11	17 8	21 6
Murray's „	Perth	-	-	...	...	30 9	46 2
DISTRICT ASYLUMS.				s. d.	s. d.	s. d.	s. d.
Aberdeen District	-	-	-	18 6	18 6	...	...
Argyll and Bute District	-	-	-	17 6	24 0	19 0	19 0
Ayr „	-	-	-	15 5	19 3	17 4	21 2
Banff „	-	-	-	14 0	22 3	22 3	22 3
Dundee „	-	-	-	18 8	21 7	...	...
East Lothian „	-	-	-	16 6	18 5	18 5	19 3
Edinburgh „	-	-	-	23 8	31 2	31 2	...
Fife „	-	-	-	18 5	22 3	22 3	22 3
Glasgow District (Gartloch)	-	-	-	25 8	25 8	...	...
Glasgow „ (Woodilee)	-	-	-	23 4	...	...	...
Govan „	-	-	-	19 10	22 6	23 7	25 5
Inverness „	-	-	-	20 6	22 0	...	20 6
Kirklands Asylum, Bothwell	-	-	-	19 6	23 6	...	...
Lanark District.	-	-	-	18 1	23 4	21 0	23 4
Midlothian „	-	-	-	17 6	19 10	...	24 5
Moray „	-	-	-	17 4	19 2	17 4	19 2
Paisley „	-	-	-	23 7	23 11	...	23 11
Perth „	-	-	-	16 0	22 6	22 6	22 6
Renfrew „	-	-	-	21 6	21 6	...	...
Roxburgh „	-	-	-	21 0	22 0	25 0	26 11
Stirling „	-	-	-	18 1	25 0	...	21 2
PAROCHIAL ASYLUM.				† Estimated Weekly Cost of Patients belonging to Local Authority or Combination.		Rates charged for Boarders from other Areas.	
				s. d.	s. d.	s. d.	s. d.
Greenock Parochial				24	11	25	0
LUNATIC WARDS OF POORHOUSES.	† Estimated Weekly Cost of Patients belonging to Local Authority or Combination.		Rates charged for Boarders from other Areas.	LUNATIC WARDS OF POORHOUSES—Continued.		† Estimated Weekly Cost of Patients belonging to Local Authority or Combination.	Rates charged for Boarders from other Areas.
	s. d.	s. d.	s. d.			s. d.	s. d.
Buchan	13 11	10 6	...	Lewis	17 0	...	...
Cunninghame	15 0	15 0	...	Linlithgow	17 4	16 11	...
Dumbarton	18 0	...	...	Long Island	10 11	13 0	...
Dundee, East	16 11	20 5	...	Old Monkland	18 6	18 1	...
Govan	21 7	21 7	...	Paisley	22 2	22 2	...
Inveresk	13 5	...	...	Perth	...	20 0	...
Kincardine	13 10	14 7	...	Wigtown	13 5	14 7	...

\* Most, if not all, of the Royal Asylums receive special cases at lower rates.

† The rent is taken as the proportion allocated to the lunatic wards of the gross rental in the valuation roll for the year, divided by the number of inmates for which the wards are licensed.

† Royal Edinburgh Hospital for Mental Disorders.



## APPENDIX—

The Expenditure of District Boards of Control on  
during the Financial

ASYLUMS.	Average Number of Patients Resident during the Financial Year.	A—					
		1.		2.		3.	
		Butcher Meat, Fresh, Cured, and Tinned; Condensed Preparations of Meat, Poultry, and Game.		Fish, Fresh and Cured.		Milk.	
		Total.	Per Patient.	Total.	Per Patient.	Total.	Per Patient.
		£	£ s. d.	£	£ s. d.	£	£ s. d.
1. Aberdeen ...	721	2,471	3 8 7	272	0 7 7	1,523	2 2 3
2. Argyll ...	455	1,528	3 7 2	329	0 14 6	2,510	5 10 4
3. Ayr ...	617	2,284	3 14 0	376	0 12 2	1,410	2 5 8
4. Banff ...	200	798	3 19 10	158	0 15 10	524	2 12 5
5. Dundee ...	567	1,654	2 18 4	479	0 16 11	1,774	3 2 7
6. East Lothian ...	250	1,092	4 7 4	244	0 19 6	1,025	4 2 0
7. Edinburgh ...	999	7,075	7 1 8	661	0 13 3	3,247	3 5 0
8. Fife ...	842	3,965	4 14 2	485	0 11 6	2,186	2 11 11
9. Glasgow (Gartloch)	806	2,849	3 10 8	582	0 14 5	2,645	3 5 8
10. Glasgow (Woodilee)	1,186	4,295	3 12 5	1,130	0 19 1	3,372	2 16 10
11. Govan ...	860	2,823	3 5 8	621	0 14 5	3,093	3 11 11
12. Inverness ...	735	3,193	4 6 11	618	0 16 10	2,392	3 5 1
13. Kirklands ...	256	789	3 1 8	144	0 11 3	539	2 2 1
14. Lanark ...	1,256	3,971	3 3 3	521	0 8 4	3,877	3 1 9
15. Midlothian ...	356	1,000	2 16 2	144	0 8 1	1,245	3 9 11
16. Morayshire ...	168	671	3 19 11	93	0 11 1	555	3 6 1
17. Paisley ...	306	946	3 1 10	274	0 17 11	1,038	3 7 10
18. Perth ...	421	1,497	3 11 1	170	0 8 1	938	2 4 7
19. Renfrew ...	382	1,192	3 2 5	318	0 16 8	1,446	3 15 8
20. Roxburgh ...	374	1,459	3 18 0	154	0 8 3	1,238	3 6 2
21. Stirling ...	1,008	3,310	3 5 8	443	0 8 9	2,831	2 16 2
Totals and Averages ...	12,765	48,862	3 16 7	8,216	0 12 10	39,408	3 1 9

1 GENERAL NOTES.—(a) The expenses in connection with land, buildings,

(b) Fractions of 1d. which are under  $\frac{1}{2}$ d. have been

2 The cost of furniture and furnishings included in this Table refers only and furnishings required for original buildings



TABLE XVII.

the Maintenance and Management of Pauper Lunatics  
Year 1929-1930.

## FOOD.

4.		5.		6.		7.		8.		
Butter, Margarine, Suet, Lard, Eggs, and Cheese.		Bread, Flour, Meal, Barley, Pease, Rice, etc.		Potatoes, Green Vegetables, Turnips, etc.		Sugar.		Preserves, Treacle, etc.		
Total.	Per Patient.	Total.	Per Patient.	Total.	Per Patient.	Total.	Per Patient.	Total.	Per Patient.	
£	£ s. d.	£	£ s. d.	£	£ s. d.	£	£ s. d.	£	£ s. d.	
1,016	1 8 2	2,846	3 18 11	462	0 12 10	215	0 6 0	85	0 2 4	1
533	1 3 5	1,145	2 10 4	426	0 18 9	189	0 8 4	31	0 1 4	2
1,095	1 15 6	2,217	3 11 10	741	1 4 0	192	0 6 3	36	0 1 2	3
266	1 6 7	726	3 12 7	149	0 14 11	77	0 7 8	9	0 0 11	4
766	1 7 0	1,681	2 19 4	570	1 0 1	181	0 6 5	117	0 4 2	5
433	1 14 8	1,026	4 2 1	363	1 9 0	100	0 8 0	20	0 1 7	6
2,689	2 13 10	3,513	3 10 4	1,262	1 5 3	529	0 10 7	40	0 0 10	7
1,012	1 4 0	2,187	2 11 11	664	0 15 9	269	0 6 5	146	0 3 6	8
1,577	1 19 2	2,595	3 4 5	690	0 17 1	264	0 6 7	211	0 5 3	9
2,484	2 1 11	2,942	2 9 7	1,002	0 16 11	482	0 8 2	173	0 2 11	10
1,676	1 19 0	2,325	2 14 1	747	0 17 4	350	0 8 2	7	0 0 2	11
1,505	2 0 11	2,806	3 16 4	748	1 0 4	286	0 7 9	209	0 5 8	12
321	1 5 1	866	3 7 8	319	1 4 11	103	0 8 1	19	0 1 6	13
1,526	1 4 4	3,313	2 12 9	959	0 15 3	463	0 7 4	85	0 1 4	14
516	1 9 0	1,381	3 17 7	417	1 3 5	127	0 7 2	8	0 0 5	15
147	0 17 6	600	3 11 5	108	0 12 10	71	0 8 5	15	0 1 9	16
817	2 13 5	1,253	4 1 11	206	0 13 6	139	0 9 1	55	0 3 7	17
649	1 10 10	1,416	3 7 3	438	1 0 10	206	0 9 9	2	0 0 1	18
661	1 14 7	1,703	4 9 2	306	0 16 0	184	0 9 8	78	0 4 1	19
736	1 19 4	1,571	4 4 0	750	2 1 0	191	0 10 3	7	0 0 4	20
2,127	2 2 2	2,546	2 10 6	956	0 19 0	491	0 9 9	92	0 1 10	21
22,552	1 15 4	40,658	3 3 8	12,283	0 19 3	5,109	0 8 0	1,445	0 2 3	

furnishings, &c., payable out of the County Assessments, are given in Table XXI.

omitted, and all fractions above  $\frac{1}{2}$ d. have been reckoned as 1d.

to the replacement or repair of what has been worn out or destroyed. The cost of furniture or additions is given in Table XXI.



## APPENDIX—

The Expenditure of District Boards of Control on  
during the Financial

	A—FOOD—continued.						B		C	
	9.		10.		11.		Wines, Spirits, and Malt Liquors.		Tobacco.	
	Tea, Coffee, and Cocoa.		Fresh and Dry Fruits, and Minor Articles of Food.		Total of Food.					
	Total.	Per Patient.	Total.	Per Patient.	Total.	Per Patient.	Total.	Per Patient.	Total.	Per Male Patient.
	£	£ s. d.	£	£ s. d.	£	£ s. d.	£	£ s. d.	£	£ s. d.
1	363	0 10 1	236	0 6 7	9,489	13 3 4	39	0 1 1	363	0 19 11
2	318	0 14 0	171	0 7 6	7,180	15 15 8	40	0 1 9	360	1 12 3
3	243	0 7 11	201	0 6 6	8,795	14 5 0	11	0 0 4	461	1 8 8
4	85	0 8 6	120	0 12 0	2,912	14 11 3	33	0 3 2	154	1 9 2
5	373	0 13 2	113	0 4 0	7,708	13 12 0	...	...	442	1 12 7
6	167	0 13 4	123	0 9 10	4,593	18 7 4	4	0 0 4	204	1 15 9
7	639	0 12 9	1,571	1 11 5	21,226	21 4 11	154	0 3 1	543	1 2 0
8	366	0 8 8	629	0 14 11	11,909	14 2 9	...	...	724	1 14 11
9	555	0 13 9	402	0 10 0	12,370	15 7 0	138	0 3 5	802	1 16 4
10	890	0 15 0	522	0 8 10	17,292	14 11 8	49	0 0 10	1,058	1 12 11
11	391	0 9 1	667	0 15 6	12,700	14 15 4	114	0 2 8	684	1 8 1
12	412	0 11 3	389	0 10 7	12,558	17 1 8	77	0 2 1	641	1 13 4
13	101	0 7 11	173	0 13 6	3,374	13 3 8	13	0 1 0	225	1 11 0
14	729	0 11 7	356	0 5 8	15,800	12 11 7	60	0 0 11	807	1 3 0
15	193	0 10 10	177	0 9 11	5,208	14 12 6	88	0 4 11	252	1 8 0
16	100	0 11 11	61	0 7 3	2,421	14 8 2	16	0 1 11	119	1 16 1
17	241	0 15 9	113	0 7 5	5,082	16 12 3	12	0 0 9	230	1 6 2
18	158	0 7 6	176	0 8 4	5,650	13 8 4	37	0 1 9	294	1 8 10
19	293	0 15 4	176	0 9 3	6,357	16 12 10	14	0 0 9	268	1 8 4
20	190	0 10 2	246	0 13 2	6,542	17 9 9	88	0 4 8	246	1 9 3
21	506	0 10 0	796	0 15 10	14,098	13 19 8	47	0 0 11	735	1 5 10
	7,313	0 11 5	7,418	0 11 7	193,264	15 2 8	1,034	0 1 7	9,612	1 8 10

1 GENERAL NOTES.—(a) The expenses in connection with land, buildings,

(b) Fractions of 1d. which are under  $\frac{1}{2}$ d. have been

2 The cost of furniture and furnishings included in this Table refers only  
and furnishings required for original buildings



TABLE XVII.—*continued.*

the Maintenance and Management of Pauper Lunatics  
 Year 1929-1930.

D		E—SALARIES AND WAGES.								
Clothing, Boots and Shoes.		1.  Of Officers.		2.  Of Attendants and Servants.		3.  Of Artisans.		4.  Total of Salaries and Wages.		
Total.	Per Patient.	Total.	Per Patient.	Total.	Per Patient.	Total.	Per Patient.	Total.	Per Patient.	
£	£ s. d.	£	£ s. d.	£	£ s. d.	£	£ s. d.	£	£ s. d.	
672	2 6 5	3,038	4 4 3	12,522	17 7 4	1,550	2 3 0	17,110	23 14 7	1
072	2 7 1	2,032	4 9 4	4,909	10 15 10	797	1 15 0	7,738	17 0 2	2
649	2 13 5	3,168	5 2 8	8,998	14 11 8	...	...	12,166	19 14 4	3
415	2 1 6	1,234	6 3 5	1,593	7 19 4	...	...	2,827	14 2 9	4
049	1 17 0	2,584	4 11 2	8,096	14 5 7	1,057	1 17 3	11,737	20 14 0	5
038	4 3 0	675	2 14 0	2,140	8 11 2	...	...	2,815	11 5 2	6
767	2 15 5	5,734	5 14 9	17,772	17 15 10	2,356	2 7 2	25,862	25 17 9	7
548	3 0 6	2,585	3 1 5	9,853	11 14 0	1,763	2 1 11	14,201	16 17 4	8
857	2 6 1	3,401	4 4 5	21,325	26 9 2	...	...	24,726	30 13 7	9
890	3 5 7	3,959	3 6 9	27,322	23 0 9	...	...	31,281	26 7 6	10
510	2 18 4	3,866	4 9 11	20,067	23 6 8	223	0 5 2	24,156	28 1 9	11
136	4 5 4	3,742	5 1 10	9,830	13 7 6	750	1 0 5	14,322	19 9 9	12
638	2 9 10	1,770	6 18 3	5,094	19 18 0	134	0 10 6	6,998	27 6 9	13
509	2 15 11	4,904	3 18 1	24,725	19 13 8	1,731	1 7 7	31,360	24 19 4	14
915	2 11 5	2,287	6 8 6	3,745	10 10 5	...	...	6,032	16 18 11	15
292	1 14 9	693	4 2 6	2,162	12 17 5	...	...	2,855	16 19 11	16
889	2 18 1	1,488	4 17 3	4,585	14 19 8	...	...	6,073	19 16 11	17
281	3 0 10	2,052	4 17 6	3,862	9 3 6	479	1 2 8	6,393	15 3 8	18
121	2 18 8	2,723	7 2 7	7,118	18 12 8	...	...	9,841	25 15 3	19
100	2 18 10	2,133	5 14 1	5,994	16 0 6	480	1 5 8	8,607	23 0 3	20
074	3 1 0	3,890	3 17 2	15,882	15 15 2	1,601	1 11 9	21,373	21 4 1	21
422	2 17 1	57,958	4 10 10	217,594	17 0 11	12,921	1 0 3	288,473	22 12 0	

ishings, &c., payable out of the County Assessments are given in Table XXI

itted, and all fractions above  $\frac{1}{2}$ d. have been reckoned as 1d.

the replacement or repair of what has been worn out or destroyed. The cost of furniture  
 additions is given in Table XXI.



## APPENDIX

The Expenditure of District Boards of Control  
during the Financial Year

F—ALL OTHER EXPENSES.										
	1.		2.		3.		4.		5.	
	Household Requisites.		Laundry Requisites.		Medicines and Surgical Appliances.		Fuel, Light, and Water.		Fees, Taxes, Amusements, &c.	
	Total.	Per Patient.	Total.	Per Patient.	Total.	Per Patient.	Total.	Per Patient.	Total.	Per Patient.
	£	£ s. d.	£	£ s. d.	£	£ s. d.	£	£ s. d.	£	£ s.
1	178	0 4 11	282	0 7 10	312	0 8 8	5,294	7 6 10	2,242	3 2
2	176	0 7 9	159	0 7 0	168	0 7 5	1,889	4 3 0	1,592	3 10
3	180	0 5 10	392	0 12 8	155	0 5 0	2,889	4 13 8	1,703	2 15
4	71	0 7 1	94	0 9 5	206	1 0 7	1,152	5 15 2	553	2 15
5	410	0 14 6	103	0 3 8	252	0 8 11	2,245	3 19 2	2,348	4 2
6	155	0 12 5	200	0 16 0	166	0 13 3	1,144	4 11 6	772	3 1
7	681	0 13 8	635	0 12 8	612	0 12 3	5,911	5 18 4	5,426	5 8
8	644	0 15 4	691	0 16 5	513	0 12 2	3,827	4 10 11	2,556	3 0
9	385	0 9 7	144	0 3 7	831	1 0 7	5,015	6 4 5	2,266	2 16
10	594	0 10 0	459	0 7 9	881	0 14 10	5,494	4 12 8	2,729	2 6
11	256	0 5 11	462	0 10 9	561	0 13 1	4,341	5 0 11	3,001	3 9
12	454	0 12 4	194	0 5 3	393	0 10 8	5,487	7 9 4	1,971	2 13
13	163	0 12 9	153	0 11 11	109	0 8 6	1,204	4 14 1	1,935	7 11
14	370	0 5 11	270	0 4 4	879	0 14 0	3,917	3 2 4	3,237	2 11
15	132	0 7 5	131	0 7 4	183	0 10 3	1,544	4 6 9	1,566	4 8
16	44	0 5 3	41	0 4 11	108	0 12 10	663	3 18 11	697	4 3
17	138	0 9 0	215	0 14 1	223	0 14 7	1,176	3 16 10	912	2 19
18	225	0 10 8	258	0 12 3	72	0 3 5	1,905	4 10 6	1,074	2 11
19	154	0 8 1	207	0 10 10	292	0 15 3	3,367	8 16 3	1,533	4 0
20	200	0 10 8	184	0 9 10	325	0 17 5	2,170	5 16 1	696	1 17
21	470	0 9 4	455	0 9 0	423	0 8 5	4,110	4 1 7	3,200	3 3
	6,080	0 9 6	5,729	0 9 0	7,664	0 12 0	64,744	5 1 5	42,009	3 5

1 GENERAL NOTES.—(a) The expenses in connection with and, building

(b) Fractions of 1d. which are under  $\frac{1}{2}$ d. have been

2 The cost of furniture and furnishings included in this Table refers to and furnishings required for original building



TABLE XVII.—*continued.*

## Maintenance and Management of Pauper Lunatics

Year 1929-1930.

—ALL OTHER EXPENSES— <i>continued.</i>						Deduct Miscellaneous Receipts (including Profit or Loss on Farm and Garden).	Total.	Net Maintenance Expenses.		
6.		7.		Total Maintenance Expenses.				Per Pauper Patient (Calculated on the Average Number of Pauper Patients Resident).		
Furniture and Furnishings. <sup>2</sup>		Total of all other Expenses.								
Total.	Per Patient.	Total.	Per Patient.	Total.	Per Patient.					
£	£ s. d.	£	£ s. d.	£	£ s. d.	£	£	£ s. d.		
1,177	1 12 8	9,485	13 3 1	38,158	52 18 6	—9,922	28,236	41 6 3	1	
792	1 14 10	4,776	10 10 0	21,166	46 10 4	—5,320	15,846	37 18 2	2	
1,035	1 13 7	6,354	10 5 11	29,436	47 14 2	—6,498	22,938	41 8 10	3	
187	0 18 8	2,263	11 6 3	8,604	43 0 5	—1,767	6,837	35 6 8	4	
1,268	2 4 9	6,626	11 13 10	27,562	48 12 2	—3,170	24,392	45 0 11	5	
777	3 2 2	3,214	12 17 1	11,868	47 9 5	—1,603	10,265	43 15 6	6	
2,238	2 4 10	15,503	15 10 5	66,055	66 2 5	—8,334	57,721	59 1 0	7	
2,614	3 2 1	10,845	12 17 8	40,227	47 15 6	—8,718	31,509	40 5 4	8	
1,691	2 2 0	10,332	12 16 5	50,225	62 6 3	—2,336	47,889	62 0 8	9	
2,847	2 8 0	13,004	10 19 3	66,574	56 2 8	—4,730	61,844	53 18 10	10	
2,124	2 9 5	10,745	12 9 10	50,909	59 3 11	—14,779	36,130	45 0 5	11	
2,563	3 9 9	11,062	15 1 0	41,796	56 17 4	—4,815	36,981	52 17 4	12	
381	1 9 9	3,945	15 8 2	15,193	59 6 11	—2,777	12,416	51 10 4	13	
2,661	2 2 4	11,334	9 0 6	62,870	50 1 1	—15,472	47,398	40 19 8	14	
720	2 0 5	4,276	12 0 2	16,771	47 2 2	—2,744	14,027	43 15 4	15	
134	0 15 11	1,687	10 0 10	7,390	43 19 9	—1,890	5,500	36 10 11	16	
941	3 1 6	3,605	11 15 7	15,891	51 18 8	—4,563	11,328	44 5 0	17	
697	1 13 1	4,231	10 0 11	17,886	42 9 8	—4,366	13,520	33 16 10	18	
567	1 9 8	6,120	16 0 4	23,721	62 1 11	—5,502	18,219	50 6 7	19	
875	2 6 9	4,450	11 18 0	21,033	56 4 9	—4,463	16,570	48 17 7	20	
1,553	1 10 10	10,211	10 2 8	49,538	49 2 11	—11,294	38,244	41 5 7	21	
7,842	2 3 7	154,068	12 1 4	682,873	53 9 11	—125,063	557,810	46 13 1		

Furnishings, &amp;c., payable out of the County Assessments, are given in Table XXI.

mitted, and all fractions above  $\frac{1}{2}$ d. have been reckoned as 1d.

to the replacement or repair of what has been worn out or destroyed. The cost of furniture additions is given in Table XXI.



## APPENDIX—

The Quantity per Inmate of the various Articles of Dietary and of  
1929-1930, and the Price

ASYLUMS.	Average Number of Inmates.			1. Fresh Butcher Meat.			2. Cured Butcher Meat.			3. Tinned Butcher Meat.					
	Patients.	Officers and Servants Boarded.	Total.	Quantity per Patient	Price per cwt.			Quantity per Patient	Price per cwt.			Quantity per Patient	Price per cwt.		
				lbs.	£	s.	d.	lbs.	£	s.	d.	lbs.	£	s.	d.
1. Aberdeen - -	721	110	831	97	2	17	8	4	2	12	11	8	3	1	0
2. Argyll - - -	455	64	519	68	3	19	6	...	...	...	...	7	2	19	1
3. Ayr - - -	617	108	725	70	4	5	6	*	12	10	4	11	4	10	8
4. Banff - - -	200	36	236	82	3	11	9	*	11	3	11	10	3	10	6
5. Dundee - - -	567	85	652	74	2	15	5	*	7	15	1	14	2	17	2
6. East Lothian -	250	49	299	54	4	16	0	5	4	14	8	*	8	1	5
7. Edinburgh - -	999	222	1,221	116	4	0	4	...	...	...	...	10	7	2	5
8. Fife - - -	842	137	979	92	3	14	1	...	...	...	...	10	4	4	6
9. Glasgow (Gartloch)	806	156	962	94	2	13	4	*	6	18	8	3	4	4	8
10. Glasgow (Woodilee)	1,186	232	1,418	92	2	14	4	*	6	18	4	12	3	2	2
11. Govan - - -	860	132	992	61	2	18	11	...	...	...	...	3	3	5	0
12. Inverness - -	735	157	892	69	3	19	3	...	...	...	...	4	4	13	3
13. Kirklands - -	256	6	262	46	3	12	10	2	6	16	11	7	3	5	5
14. Lanark - - -	1,256	166	1,422	72	3	8	3	*	9	0	5	9	3	14	1
15. Midlothian - -	356	57	413	51	2	18	3	...	...	...	...	17	3	3	11
16. Morayshire - -	168	33	201	77	4	11	7	2	9	19	5	...	...	...	...
17. Paisley - - -	306	40	346	79	3	5	5	...	...	...	...	...	...	...	...
18. Perth - - -	421	59	480	90	3	6	5	3	5	2	8	1	3	9	3
19. Renfrew - - -	382	90	472	57	3	5	2	*	7	0	10	4	3	17	4
20. Roxburgh - - -	374	62	436	89	2	16	3	1	7	15	5	9	5	14	11
21. Stirling- - -	1,008	176	1,184	78	2	12	2	...	...	...	...	10	3	14	6
TOTALS and MEANS	12,765	2,177	14,942	77	3	8	8	2	7	11	6	8	4	2	8

In the cases marked thus, the article also formed part of the asylum dietary, but the items marked \* have been taken as 0·5.



TABLE XVIII.

Tobacco supplied to each District Asylum, during the Financial Year  
of each Article supplied.

4		5.		6.		7.		8.		9.		
Poultry and Game.		Fresh Fish.		Cured Fish.		Unskimmed Milk.		Skimmed Milk.		Butter and Margarine.		
Quantity per Patient	Price per cwt.	Quantity per Patient	Price per cwt.	Quantity per Patient	Price per cwt.	Quantity per Patient	Price per gal.	Quantity per Patient	Price per gal.	Quantity per Patient	Price per cwt.	
bs.	£ s. d.	lbs.	£ s. d.	lbs.	£ s. d.	gal.	£ s. d.	gal.	£ s. d.	lbs.	£ s. d.	
...	...	13	2 10 8	...	...	33	0 1 1	...	...	19	3 17 3	1
*	2 18 7	...	...	35	1 15 4	52	0 1 9	...	...	16	4 19 2	2
*	6 16 6	28	2 1 0	*	4 18 0	31	0 1 3	...	...	24	3 14 1	3
*	4 4 0	38	1 12 5	*	3 1 0	36	0 1 3	...	...	11	4 3 3	4
...	...	28	1 12 9	16	1 17 5	32	0 1 9	...	...	19	3 11 8	5
*	6 14 10	26	2 8 1	3	3 9 11	50	0 1 6	...	...	15	5 7 6	6
2	6 19 2	20	1 18 5	7	2 1 1	31	0 1 9	...	...	28	4 17 9	7
...	...	21	1 4 2	8	2 2 0	28	0 1 5	...	...	10	2 15 0	8
*	5 0 5	22	2 11 11	*	2 10 6	39	0 1 4	...	...	19	4 15 10	9
*	7 0 0	33	2 4 3	2	2 12 0	35	0 1 4	...	...	25	4 9 11	10
...	...	30	2 0 2	...	...	46	0 1 4	...	...	27	3 18 8	11
...	...	53	1 3 0	12	1 8 5	39	0 1 4	...	...	22	4 6 4	12
*	8 8 0	24	1 8 2	...	...	32	0 1 2	...	...	13	4 0 1	13
...	...	15	1 10 0	7	1 18 8	38	0 1 5	*	0 0 4	20	3 7 1	14
...	...	20	1 2 3	4	2 8 6	38	0 1 6	...	...	14	3 12 4	15
2	2 19 3	29	1 15 4	...	...	41	0 1 4	...	...	8	3 6 2	16
...	...	18	2 15 11	13	2 16 0	53	0 1 3	...	...	26	3 12 11	17
*	2 18 4	7	1 7 11	15	1 19 8	32	0 1 3	...	...	17	6 13 2	18
2	4 7 10	44	1 7 5	5	2 2 2	46	0 1 5	...	...	18	4 9 11	19
*	4 12 4	33	0 19 2	1	2 14 10	40	0 1 4	...	...	19	3 3 7	20
*	7 4 2	29	1 19 7	...	...	36	0 1 4	...	...	26	3 18 4	21
*	5 7 11	27	1 15 8	9	2 9 9	38	0 1 5	*	0 0 4	19	4 2 10	

quantity used was below 1 unit per inmate during the year; in calculating mean quantities



## APPENDIX—

The Quantity per Inmate of the various Articles of Dietary and of  
1929-1930, and the Price

ASYLUMS.				10. Suet, Lard, etc.			11. Eggs.			12. Cheese.			13. Bread.		
				Quantity per Patient	Price per cwt.			Quantity per Patient	Price per cwt.			Quantity per Patient	Price per cwt.		
				lbs.	£	s.	d.	lbs.	£	s.	d.	lbs.	£	s.	d.
1. Aberdeen	-	-	-	...	...	...	...	7	4	6	11	5	5	3	2
2. Argyll	-	-	-	1	2	12	0	2	5	11	1	1	4	19	3
3. Ayr	-	-	-	...	...	...	...	10	6	17	7	3	5	1	5
4. Banff	-	-	-	3	3	13	10	5	4	15	1	11	3	19	9
5. Dundee	-	-	-	*	1	12	6	7	5	4	3	*	4	9	7
6. East Lothian	-	-	-	2	1	17	9	3	5	9	10	5	5	3	1
7. Edinburgh	-	-	-	5	2	16	11	9	6	17	3	5	5	1	9
8. Fife	-	-	-	1	2	9	8	*	9	17	8	7	4	17	5
9. Glasgow (Gartloch)	-	-	-	1	1	17	0	9	6	18	7	*	4	19	11
10. Glasgow (Woodilee)	-	-	-	3	2	12	9	5	7	4	0	3	4	9	7
11. Govan	-	-	-	*	2	9	6	6	7	4	1	3	4	14	9
12. Inverness	-	-	-	2	2	8	10	...	...	...	...	7	5	0	3
13. Kirklands	-	-	-	3	2	16	5	4	7	5	0	*	5	8	2
14. Lanark	-	-	-	5	3	0	8	*	7	13	8	5	4	19	1
15. Midlothian	-	-	-	...	...	...	...	5	7	9	2	6	5	2	1
16. Morayshire	-	-	-	2	2	6	8	7	4	19	2	5	3	6	1
17. Paisley	-	-	-	3	3	4	7	16	5	8	1	13	4	18	7
18. Perth	-	-	-	*	2	14	9	*	5	13	9	3	5	4	8
19. Renfrew	-	-	-	*	2	2	0	1	6	5	7	4	5	9	5
20. Roxburgh	-	-	-	...	...	...	...	12	5	12	3	13	4	6	1
21. Stirling	-	-	-	3	2	8	2	7	6	14	8	14	2	19	7
TOTALS and MEANS				2	2	10	10	6	6	7	5	5	4	14	11
													†16		
													312	0	17

† These figures are the averages of the quantities of bread and flour used respectively; it may be estimated that the quantity as given in Column 14 may be increased by a little the amount of flour used.

\* In the cases marked thus, the article also formed part of the asylum dietary, but the items marked \* have been taken as 0.5.



TABLE XVIII.—*continued.*

Tobacco supplied to each District Asylum, during the Financial Year  
of each Article supplied.

14. Flour.			15. Meal.			16. Barley.			17. Peas, etc.			18. Rice, etc.			19. Potatoes.		
Quantity per Patient	Price per cwt.		Quantity per Patient	Price per cwt.		Quantity per Patient	Price per cwt.		Quantity per Patient	Price per cwt.		Quantity per Patient	Price per cwt.		Quantity per Patient	Price per cwt.	
lbs.	£	s. d.	lbs.	£	s. d.	lbs.	£	s. d.	lbs.	£	s. d.	lbs.	£	s. d.	lbs.	£	s. d.
8	0	15 1	43	0	13 5	10	0	13 9	26	1	0 0	8	0	17 8	262	0	2 7
205	0	14 4	68	0	17 11	8	0	15 0	6	1	0 0	15	0	18 7	336	0	3 10
12	0	13 4	47	0	16 9	5	0	16 2	14	0	19 6	12	0	17 4	123	0	6 9
10	0	17 1	70	0	13 1	13	0	14 10	20	1	1 11	10	1	0 11	256	0	2 11
3	0	17 5	66	0	16 3	15	0	15 0	30	0	18 7	7	0	18 0	250	0	2 8
18	0	15 11	66	0	18 10	20	0	15 8	22	1	7 2	14	0	18 10	194	0	2 0
24	0	15 0	39	0	17 7	6	0	13 8	20	0	18 4	21	0	17 0	233	0	2 8
...	...	...	54	0	14 9	5	0	14 4	11	1	0 11	15	0	16 8	325	0	2 0
13	0	15 5	47	0	16 2	5	0	14 0	14	1	0 5	14	0	17 6	263	0	3 6
217	0	13 3	40	0	16 3	4	0	14 2	11	1	4 6	10	1	10 3	281	0	3 8
224	0	15 7	50	0	16 3	5	0	15 5	14	1	2 7	13	0	19 8	298	0	3 1
11	0	18 8	48	0	16 9	11	0	16 7	17	0	19 1	15	1	2 5	242	0	2 0
18	0	18 5	47	0	15 11	5	0	15 7	10	1	8 11	11	0	17 10	258	0	4 2
226	0	15 6	52	0	14 8	4	0	13 10	16	1	2 8	18	0	16 9	189	0	3 1
8	0	15 8	44	0	17 9	4	0	15 8	12	1	0 6	14	0	16 2	252	0	2 10
9	0	19 6	26	0	17 4	14	0	16 6	4	1	8 3	9	1	0 5	332	0	2 1
16	0	15 4	60	0	17 1	10	0	16 0	12	1	0 8	14	0	18 2	267	0	2 5
6	0	15 10	57	0	17 2	6	0	15 4	7	1	1 8	3	1	4 9	264	0	1 11
16	0	16 9	43	0	16 11	4	0	18 0	22	1	2 5	9	1	1 1	135	0	3 1
7	0	17 4	61	0	17 1	19	0	15 1	14	1	0 5	5	1	3 6	297	0	2 10
254	0	12 11	33	0	16 6	18	0	15 3	17	1	1 2	13	1	0 2	166	0	2 10
225																	
12	0	15 11	51	0	16 5	9	0	15 3	15	1	1 11	12	0	19 8	249	0	3 0

in asylums which do, and which do not, bake their own bread. For purposes of comparison less than 40 per cent. to show the weight of bread per inmate which would be produced from

quantity used was below 1 unit per inmate during the year; in calculating mean quantities



## APPENDIX—

The Quantity per Inmate of the various Articles of Dietary and of  
1929-1930, and the Price

ASYLUMS.	20. Green Vegetables, Turnips, etc.			21. Fresh Fruits.			22. Dry Fruits.			23. Sugar.		
	Quantity per Patient	Price per cwt.		Quantity per Patient	Price per cwt.		Quantity per Patient	Price per cwt.		Quantity per Patient	Price per cwt.	
	lbs.	£	s. s.	lbs.	£	s. d.	lbs.	£	s. d.	lbs.	£	s. d.
1. Aberdeen - - -	96	0	5 10	4	1	8 4	2	2	11 4	22	1	3 5
2. Argyll - - -	64	0	7 9	4	3	10 5	1	2	14 3	34	1	3 7
3. Ayr - - -	201	0	7 4	3	4	8 3	3	1	4 7	24	1	4 11
4. Banff - - -	272	0	3 2	6	2	7 4	2	2	17 11	26	1	4 9
5. Dundee - - -	231	0	6 2	2	1	13 2	*	2	13 3	27	1	0 10
6. East Lothian - -	148	0	16 2	3	3	4 11	*	4	5 3	30	1	4 7
7. Edinburgh - -	153	0	10 7	44	1	4 5	3	2	7 4	41	1	1 11
8. Fife - - -	112	0	7 6	6	2	11 6	4	2	0 1	25	1	2 4
9. Glasgow (Gartloch)	61	0	7 6	4	1	17 6	3	2	17 2	23	1	3 3
10. Glasgow (Woodilee)	59	0	6 11	6	2	6 0	3	2	5 7	27	1	3 8
11. Govan - - -	80	0	9 8	3	1	18 4	3	2	7 3	34	1	2 10
12. Inverness - -	275	0	5 6	10	1	10 5	2	3	7 4	28	1	4 4
13. Kirklands - -	130	0	9 11	29	0	16 0	6	2	14 10	26	1	4 4
14. Lanark - - -	80	0	10 4	1	1	14 10	1	2	3 9	29	1	2 4
15. Midlothian - -	187	0	7 11	4	2	2 5	2	2	15 9	28	1	2 4
16. Morayshire - -	99	0	5 4	18	0	12 2	1	3	8 5	32	1	4 4
17. Paisley - - -	63	0	10 7	5	2	0 0	4	2	13 2	37	1	3 7
18. Perth - - -	193	0	7 8	5	2	8 11	4	2	7 8	38	1	5 8
19. Renfrew - - -	126	0	7 4	3	2	12 10	2	2	16 10	36	1	3 6
20. Roxburgh - - -	265	0	11 7	5	3	5 11	2	3	3 7	32	1	4 9
21. Stirling - - -	111	0	9 7	5	1	18 10	4	2	9 4	35	1	3 11
TOTALS and MEANS	143	0	8 4	8	2	3 5	3	2	13 7	30	1	3 7

\* In the cases marked thus, the article also formed part of the asylum dietary, but these items marked \* have been taken as 0·5.



TABLE XVIII.—*continued.*

Tobacco supplied to each District Asylum, during the Financial Year  
of each Article supplied.

24. Preserves, Syrup, Treacle, etc.			25. Tea, Cocoa, Coffee.			26. Wines and Spirits.			27. Malt Liquors.			28. Tobacco.		
Quantity per Patient			Quantity per Patient			Quantity per Patient			Quantity per Patient			Quantity per Male Patient		
Price per cwt.			Price per cwt.			Price per gal.			Price per gal.			Price per cwt.		
lbs.	£	s. d.	lbs.	£	s. d.	gills.	£	s. d.	pts.	£	s. d.	oz.	£	s. d.
6	1	13 7	4	9	13 2	*	3	10 0	...	...	...	36	49	10 9
*	1	17 7	7	9	5 5	*	3	19 6	...	...	...	55	52	17 7
5	1	3 6	5	7	15 9	*	1	10 0	...	...	...	51	50	3 3
3	1	16 7	6	6	11 3	*	4	14 1	*	0	6 0	42	54	3 4
6	2	16 3	5	11	4 11	...	...	...	...	...	...	51	57	1 10
5	1	14 10	5	11	1 5	*	2	18 5	...	...	...	53	60	7 10
4	1	5 3	6	7	18 7	1	2	18 3	1	0	5 11	37	53	5 9
8	1	16 11	4	7	16 7	...	...	...	...	...	...	60	51	15 10
11	1	11 5	5	12	2 11	1	3	19 1	...	...	...	59	55	4 8
7	1	7 2	5	10	16 9	*	4	2 1	...	...	...	49	60	17 3
*	1	9 7	5	7	14 10	1	2	17 1	...	...	...	44	56	16 4
8	2	17 11	5	8	8 3	1	3	16 6	...	...	...	48	61	19 1
6	1	6 11	4	7	17 11	*	3	15 0	*	0	4 9	47	58	10 11
4	1	18 0	6	9	5 3	*	2	16 8	*	0	7 0	41	50	8 4
2	1	6 7	5	8	9 11	*	3	15 6	2	0	5 6	47	53	17 7
4	2	2 1	5	11	5 5	*	1	7 0	4	0	2 5	54	60	0 9
11	1	13 4	8	9	2 6	*	3	10 11	...	...	...	45	52	1 9
...	...	...	5	6	11 8	*	3	3 2	*	0	7 6	47	55	9 8
7	2	5 11	6	9	0 5	*	2	4 4	...	...	...	54	46	12 0
*	1	6 9	7	6	13 0	2	3	8 6	*	0	4 8	50	51	17 9
10	0	15 2	5	6	18 8	*	2	9 8	*	0	6 6	47	49	0 0
5	1	14 3	5	8	16 11	*	3	4 0	1	0	5 7	48	54	7 9

quantity used was below 1 unit per inmate during the year; in calculating mean quantities



APPENDIX—TABLE XIX.

Quantities and Estimated Values of Articles supplied to District Asylums from Asylum Farms and Gardens during the Financial Year 1929-1930, and the Prices at which the Produce supplied has been Estimated.

FARMS AND GARDENS OF DISTRICT ASYLUMS.	QUANTITIES AND ESTIMATED VALUES OF SUPPLIES TO ASYLUMS FROM ASYLUM FARMS AND GARDENS.										PRICES AT WHICH PRODUCE SUPPLIED TO ASYLUMS HAS BEEN ESTIMATED.										FARMS AND GARDENS OF DISTRICT ASYLUMS.																																																																																																																																																																																																																																																																																																																																																																																																																																																																																																																																																																																																																																																																																									
	Butcher Meat.		Poultry and Game.		Milk.		Butter.		Eggs.		Potatoes.		Green Vegetables.		Fresh Fruits.		Sundries.		Total Estimated Value.			Butcher Meat.		Poultry and Game.		Milk.		Butter.		Eggs.		Potatoes.		Green Vegetables.		Fresh Fruits.																																																																																																																																																																																																																																																																																																																																																																																																																																																																																																																																																																																																																																																																										
	cwt.	£	lbs.	£	gals.	£	lbs.	£	cwt.	£	lbs.	£	cwt.	£	lbs.	£	£	£	£	£		£	£	s.	d.	per cwt.	per cwt.	per gal.	per cwt.	per cwt.	per cwt.	per cwt.	per cwt.	per cwt.	per cwt.	per cwt.	per cwt.	per cwt.	per cwt.	per cwt.	per cwt.	per cwt.	per cwt.	per cwt.	per cwt.	per cwt.	per cwt.	per cwt.	per cwt.	per cwt.	per cwt.	per cwt.	per cwt.	per cwt.	per cwt.	per cwt.	per cwt.	per cwt.	per cwt.	per cwt.	per cwt.	per cwt.	per cwt.	per cwt.	per cwt.	per cwt.	per cwt.	per cwt.	per cwt.	per cwt.	per cwt.	per cwt.	per cwt.	per cwt.	per cwt.	per cwt.	per cwt.	per cwt.	per cwt.	per cwt.	per cwt.	per cwt.	per cwt.	per cwt.	per cwt.	per cwt.	per cwt.	per cwt.	per cwt.	per cwt.	per cwt.	per cwt.	per cwt.	per cwt.	per cwt.	per cwt.	per cwt.	per cwt.	per cwt.	per cwt.	per cwt.	per cwt.	per cwt.	per cwt.	per cwt.	per cwt.	per cwt.	per cwt.	per cwt.	per cwt.	per cwt.	per cwt.	per cwt.	per cwt.	per cwt.	per cwt.	per cwt.	per cwt.	per cwt.	per cwt.	per cwt.	per cwt.	per cwt.	per cwt.	per cwt.	per cwt.	per cwt.	per cwt.	per cwt.	per cwt.	per cwt.	per cwt.	per cwt.	per cwt.	per cwt.	per cwt.	per cwt.	per cwt.	per cwt.	per cwt.	per cwt.	per cwt.	per cwt.	per cwt.	per cwt.	per cwt.	per cwt.	per cwt.	per cwt.	per cwt.	per cwt.	per cwt.	per cwt.	per cwt.	per cwt.	per cwt.	per cwt.	per cwt.	per cwt.	per cwt.	per cwt.	per cwt.	per cwt.	per cwt.	per cwt.	per cwt.	per cwt.	per cwt.	per cwt.	per cwt.	per cwt.	per cwt.	per cwt.	per cwt.	per cwt.	per cwt.	per cwt.	per cwt.	per cwt.	per cwt.	per cwt.	per cwt.	per cwt.	per cwt.	per cwt.	per cwt.	per cwt.	per cwt.	per cwt.	per cwt.	per cwt.	per cwt.	per cwt.	per cwt.	per cwt.	per cwt.	per cwt.	per cwt.	per cwt.	per cwt.	per cwt.	per cwt.	per cwt.	per cwt.	per cwt.	per cwt.	per cwt.	per cwt.	per cwt.	per cwt.	per cwt.	per cwt.	per cwt.	per cwt.	per cwt.	per cwt.	per cwt.	per cwt.	per cwt.	per cwt.	per cwt.	per cwt.	per cwt.	per cwt.	per cwt.	per cwt.	per cwt.	per cwt.	per cwt.	per cwt.	per cwt.	per cwt.	per cwt.	per cwt.	per cwt.	per cwt.	per cwt.	per cwt.	per cwt.	per cwt.	per cwt.	per cwt.	per cwt.	per cwt.	per cwt.	per cwt.	per cwt.	per cwt.	per cwt.	per cwt.	per cwt.	per cwt.	per cwt.	per cwt.	per cwt.	per cwt.	per cwt.	per cwt.	per cwt.	per cwt.	per cwt.	per cwt.	per cwt.	per cwt.	per cwt.	per cwt.	per cwt.	per cwt.	per cwt.	per cwt.	per cwt.	per cwt.	per cwt.	per cwt.	per cwt.	per cwt.	per cwt.	per cwt.	per cwt.	per cwt.	per cwt.	per cwt.	per cwt.	per cwt.	per cwt.	per cwt.	per cwt.	per cwt.	per cwt.	per cwt.	per cwt.	per cwt.	per cwt.	per cwt.	per cwt.	per cwt.	per cwt.	per cwt.	per cwt.	per cwt.	per cwt.	per cwt.	per cwt.	per cwt.	per cwt.	per cwt.	per cwt.	per cwt.	per cwt.	per cwt.	per cwt.	per cwt.	per cwt.	per cwt.	per cwt.	per cwt.	per cwt.	per cwt.	per cwt.	per cwt.	per cwt.	per cwt.	per cwt.	per cwt.	per cwt.	per cwt.	per cwt.	per cwt.	per cwt.	per cwt.	per cwt.	per cwt.	per cwt.	per cwt.	per cwt.	per cwt.	per cwt.	per cwt.	per cwt.	per cwt.	per cwt.	per cwt.	per cwt.	per cwt.	per cwt.	per cwt.	per cwt.	per cwt.	per cwt.	per cwt.	per cwt.	per cwt.	per cwt.	per cwt.	per cwt.	per cwt.	per cwt.	per cwt.	per cwt.	per cwt.	per cwt.	per cwt.	per cwt.	per cwt.	per cwt.	per cwt.	per cwt.	per cwt.	per cwt.	per cwt.	per cwt.	per cwt.	per cwt.	per cwt.	per cwt.	per cwt.	per cwt.	per cwt.	per cwt.	per cwt.	per cwt.	per cwt.	per cwt.	per cwt.	per cwt.	per cwt.	per cwt.	per cwt.	per cwt.	per cwt.	per cwt.	per cwt.	per cwt.	per cwt.	per cwt.	per cwt.	per cwt.	per cwt.	per cwt.	per cwt.	per cwt.	per cwt.	per cwt.	per cwt.	per cwt.	per cwt.	per cwt.	per cwt.	per cwt.	per cwt.	per cwt.	per cwt.	per cwt.	per cwt.	per cwt.	per cwt.	per cwt.	per cwt.	per cwt.	per cwt.	per cwt.	per cwt.	per cwt.	per cwt.	per cwt.	per cwt.	per cwt.	per cwt.	per cwt.	per cwt.	per cwt.	per cwt.	per cwt.	per cwt.	per cwt.	per cwt.	per cwt.	per cwt.	per cwt.	per cwt.	per cwt.	per cwt.	per cwt.	per cwt.	per cwt.	per cwt.	per cwt.	per cwt.	per cwt.	per cwt.	per cwt.	per cwt.	per cwt.	per cwt.	per cwt.	per cwt.	per cwt.	per cwt.	per cwt.	per cwt.	per cwt.	per cwt.	per cwt.	per cwt.	per cwt.	per cwt.	per cwt.	per cwt.	per cwt.	per cwt.	per cwt.	per cwt.	per cwt.	per cwt.	per cwt.	per cwt.	per cwt.	per cwt.	per cwt.	per cwt.	per cwt.	per cwt.	per cwt.	per cwt.	per cwt.	per cwt.	per cwt.	per cwt.	per cwt.	per cwt.	per cwt.	per cwt.	per cwt.	per cwt.	per cwt.	per cwt.	per cwt.	per cwt.	per cwt.	per cwt.	per cwt.	per cwt.	per cwt.	per cwt.	per cwt.	per cwt.	per cwt.	per cwt.	per cwt.	per cwt.	per cwt.	per cwt.	per cwt.	per cwt.	per cwt.	per cwt.	per cwt.	per cwt.	per cwt.	per cwt.	per cwt.	per cwt.	per cwt.	per cwt.	per cwt.	per cwt.	per cwt.	per cwt.	per cwt.	per cwt.	per cwt.	per cwt.	per cwt.	per cwt.	per cwt.	per cwt.	per cwt.	per cwt.	per cwt.	per cwt.	per cwt.	per cwt.	per cwt.	per cwt.	per cwt.	per cwt.	per cwt.	per cwt.	per cwt.	per cwt.	per cwt.	per cwt.	per cwt.	per cwt.	per cwt.	per cwt.	per cwt.	per cwt.	per cwt.	per cwt.	per cwt.	per cwt.	per cwt.	per cwt.	per cwt.	per cwt.	per cwt.	per cwt.	per cwt.	per cwt.	per cwt.	per cwt.	per cwt.	per cwt.	per cwt.	per cwt.	per cwt.	per cwt.	per cwt.	per cwt.	per cwt.	per cwt.	per cwt.	per cwt.	per cwt.	per cwt.	per cwt.	per cwt.	per cwt.	per cwt.	per cwt.	per cwt.	per cwt.	per cwt.	per cwt.	per cwt.	per cwt.	per cwt.	per cwt.	per cwt.	per cwt.	per cwt.	per cwt.	per cwt.	per cwt.	per cwt.	per cwt.	per cwt.	per cwt.	per cwt.	per cwt.	per cwt.	per cwt.	per cwt.	per cwt.	per cwt.	per cwt.	per cwt.	per cwt.	per cwt.	per cwt.	per cwt.	per cwt.	per cwt.	per cwt.	per cwt.	per cwt.	per cwt.	per cwt.	per cwt.	per cwt.	per cwt.	per cwt.	per cwt.	per cwt.	per cwt.	per cwt.	per cwt.	per cwt.	per cwt.	per cwt.	per cwt.	per cwt.	per cwt.	per cwt.	per cwt.	per cwt.	per cwt.	per cwt.	per cwt.	per cwt.	per cwt.	per cwt.	per cwt.	per cwt.	per cwt.	per cwt.	per cwt.	per cwt.	per cwt.	per cwt.	per cwt.	per cwt.	per cwt.	per cwt.	per cwt.	per cwt.	per cwt.	per cwt.	per cwt.	per cwt.	per cwt.	per cwt.	per cwt.	per cwt.	per cwt.	per cwt.	per cwt.	per cwt.	per cwt.	per cwt.	per cwt.	per cwt.	per cwt.	per cwt.	per cwt.



## APPENDIX—TABLE XX.

Acreage of Farms attached to District Asylums; Receipts and Expenses of such Farms and Gardens during the Financial Year 1929-1930, and Profit shown on the year's transactions.

FARMS AND GARDENS OF DISTRICT ASYLUMS.	Acreage of Farm and Garden.		Receipts.														Expenditure.											Profit + or Loss.	
	Arable or in Per- manent Pasture.	Non-Arable.	Total.														Total.												
			1.	2.	3.	4.	5.	6.	7.	8.	9.	10.	11.	12.	13.	14.	1.	2.	3.	4.	5.	6.	7.	8.	9.	10.	11.		
			Valuation of Stock at 15th May, 1930.	Butcher Meat.	Poultry and Game.	Milk.	Butter and Cheese.	Eggs.	Potatoes.	Green Vegetables.	Fresh Fruits.	Grain, Meal.	Live Stock.	Wool, Hides, Skins.	Grazing, Cartage, Sundries, and accounts due to Farm.	Total.	Valuation of Stock at 15th May, 1929.	*Rents, Rates, and Pen-Duties.	Interest on unpaid outlay from Provisional Account of Stock and Implements.	Live Stock.	Implements and Harness.	Seeds and Plants.	Podder, Grain, Roots, and Feeding Stuffs.	Manures.	Salaries & Wages.	Miscellaneous.	Total.		
1. Aberdeen .	253	46	299	2,382	38	1,641	161	219	167	31	224	2,111	17	151	7,142	2,508	222	...	1,084	65	130	572	184	1,018	367	6,150	+992		
2. Argyll .	355	48	403	3,183	446	10	2,510	...	35	218	112	37	4	620	63	7,476	2,915	55	...	550	54	60	1,253	124	535	506	6,082	+1,394	
3. Argyll .	79	12	91	266	...	...	...	...	473	57	...	1,189	...	28	2,013	250	100	...	456	76	44	...	89	265	...	1,280	+733		
4. Banff .	278	10	288	2,879	...	12	524	35	49	823	68	16	406	1,136	...	6,047	2,889	307	...	236	65	129	479	236	634	228	5,223	+824	
5. Dundee .	461	...	461	6,341	...	...	4,471	...	748	658	99	723	4,290	...	1,379	18,709	7,188	950	...	3,897	380	349	1,823	728	2,461	954	18,739	-30	
6. E. Lothian .	258	13	271	2,223	108	19	1,045	...	105	60	310	51	643	2,273	2	6,919	2,508	451	46	1,602	92	132	2,900	121	1,115	229	6,986	+333	
7. Edinburgh .	630	246	876	9,716	2,663	165	3,302	...	311	225	824	187	9	696	104	1,513	19,713	10,033	473	17	445	381	278	2,087	686	2,859	808	18,067	+1,648
8. Fife .	253	8	261	5,303	3,503	...	2,176	...	287	288	34	271	4,169	151	20	16,202	4,784	674	...	5,514	239	289	922	211	1,531	244	14,408	+1,794	
9. Glasgow (Gartloch)	315	103	418	7,362	260	16	7,936	27	82	1,758	481	192	...	2,579	32	991	33,555	6,841	277	...	5,678	2,886	1,027	5,429	2,868	6,271	1,372	40,141	-4,293
10. Glasgow (Woodilee)	598	25	623	11,839	...	...	...	...	...	...	...	...	...	...	...	...	7,075	417	...	...	...	...	...	...	...	...	...	-2,293	
11. Govan .	255	47	302	6,948	...	143	3,949	10	498	189	325	36	19	1,505	...	13,668	6,545	385	...	366	42	113	2,208	244	1,739	1,127	12,759	+909	
12. Inverness .	312	60	372	3,878	783	...	2,392	...	...	200	526	69	6	876	13	8,926	3,832	413	...	1,261	233	153	1,162	91	1,028	662	8,837	+89	
13. Kirklands .	58	...	58	673	81	7	...	...	74	147	158	67	...	392	...	1,974	593	140	...	1,033	111	133	197	101	348	152	1,878	+96	
14. Lanark .	541	749	1,290	5,780	7	8	3,730	74	71	45	560	64	...	3,021	12	13,418	5,914	593	...	1,296	255	73	2,398	438	1,586	607	13,070	+348	
15. Midlothian .	483	47	530	5,475	6	35	1,336	2	62	142	280	41	90	3,067	107	10,955	5,247	522	...	1,082	103	297	1,303	86	1,431	396	10,549	+406	
16. Morayshire .	153	...	153	1,934	...	...	...	...	57	52	47	13	162	1,452	...	4,300	1,991	308	...	1,093	61	44	116	34	291	92	4,030	+270	
17. Paisley .	298	139	407	3,323	5	...	1,108	...	...	155	112	35	...	800	4	6,058	3,693	270	...	...	201	105	404	58	982	408	6,121	-63	
18. Perth .	156	23	179	3,086	...	10	1,938	...	16	130	326	49	...	4,080	...	8,638	3,082	212	...	387	106	91	2,992	131	598	160	7,759	+879	
19. Renfrew .	160	...	160	2,375	...	26	1,444	...	63	98	188	12	40	822	...	...	2,165	175	...	84	58	50	429	93	896	371	4,321	+926	
20. Roxburgh .	38	18	56	296	...	90	...	...	310	58	582	60	...	117	...	1,513	283	...	...	43	17	106	219	152	308	77	1,905	+308	
21. Stirling .	308	...	308	4,958	177	70	2,775	...	318	337	577	99	83	1,819	10	97	11,320	4,459	680	...	1,202	297	192	1,029	381	1,072	363	9,802	+1,518
Totals .	6,212	1,594	7,806	90,120	8,039	657	41,832	148	2,212	5,891	7,062	1,249	2,683	37,074	515	6,313	203,795	84,795	7,536	281	26,379	5,722	3,792	25,342	7,056	26,978	9,123	197,007	+6,788

\* These figures include the estimated rent for farm (shown as a deduction in Table XXI.), besides the rent paid for farm land held on lease.



## APPENDIX.—TABLE XXI.

The Expenditure of District Boards of Control during the Financial Year 1929-1930 in Providing, Building, Repairing, and Fitting up and Furnishing District Asylums; and the amount of Monies Borrowed and Assessed for by District Boards of Control under the provisions of the Act 20 & 21 Vict., c. 71.

DISTRICT ASYLUMS.	EXPENDITURE.										DEDUCTIONS.										20. Amount of Monies Borrowed remaining due at 15th May, 1930.	21 Assessments for Providing Purposes on the Landward Part of Counties and Burghs of each District in the year to 15th May, 1930.	22. Amount of Assessment raised for, or applied to Reduction of Debt.										
	Land.		Improvements, Alterations, Additions.		Furniture and Furnishings.		Debt Charges		Bank Interest and Inter- est on Temporary Loans (Balance).		Expenses of General Management.		Gross Expenditure.		Bank and other Interest (Balance).		Rents from Tenants of Houses, etc.		Rental for Lodging of Private Patients.					* Estimated Rent of Farm.		Interest on Un- repaid Outlay for Farm Stock.		Other Deductions.		Total Deductions.		Net Expenditure.	
	1. Purchase of Land.	2. Rent of Land.	3. Rates, Taxes, Pen- duty, Stipends.	4. Asylum Grounds and Buildings.	5. Farm Ground and Buildings.	6. Tradesmen's Wages.	7. Furniture and Furnishings.	8. Interest on Monies Borrowed.	9. Bank Interest and Inter- est on Temporary Loans (Balance).	10. Expenses of General Management.	11. Gross Expenditure.	12. Bank and other Interest (Balance).	13. Rents from Tenants of Houses, etc.	14. Rental for Lodging of Private Patients.	15. * Estimated Rent of Farm.	16. Interest on Un- repaid Outlay for Farm Stock.	17. Other Deductions.	18. Total Deductions.	19. Net Expenditure.														
1. Aberdeen . . .	...	...	768	3,249	31	1,218	...	3,827	1,336	10,429	...	91	401	266	222	...	277	1,257	9,172	61,980	19,570	7,724											
2. Argyll. . .	...	...	714	1,616	...	1,228	518	673	419	5,168	...	...	...	65	55	...	102	222	4,946	12,983	6,440	6,013											
3. Argyll . . .	...	...	...	146	...	1,742	81	1,140	223	4,369	...	...	...	149	100	...	72	331	4,048	17,775	5,800	947											
4. Banff . . .	...	...	251	978	...	415	...	912	111	2,667	...	...	...	65	50	...	82	137	2,470	16,665	4,334	6,494											
5. Dundee . . .	545	...	1,554	1,926	60	1,661	...	1,003	292	7,041	64	1,370	186	29	635	9	1,497	3,604	3,437	23,276	9,838	1,509											
6. East Lothian . . .	...	...	212	724	48	...	42	590	256	1,872	...	92	148	59	422	46	...	713	1,159	13,581	1,631	12,980											
7. Edinburgh . . .	...	...	2,557	11,917	1,089	12,056	620	4,076	1,201	33,506	...	30	117	656	428	17	3	688	32,818	91,720	55,607	2,967											
8. Fife . . .	...	...	1,236	3,896	...	1,323	...	2,459	115	886	...	...	...	312	277	...	...	1,477	8,863	64,100	12,756	588											
9. Glasgow (Gartloch) . . .	...	...	2,248	23,091	...	8,415	...	2,290	1,465	36,497	...	3,168	375	417	...	...	4	1,665	34,882	...	...	...											
10. Glasgow (Woodilee) . . .	...	...	1,210	4,057	...	9,689	1,080	2,171	1,177	34,837	...	637	559	385	...	...	...	3,964	30,873	...	...	...											
11. Govan. . .	...	...	1,231	3,593	...	4,394	1,895	1,829	1,669	15,054	...	...	...	223	415	...	...	1,581	13,473	16,744	24,990	4,128											
12. Inverness . . .	...	...	480	3,645	...	992	312	1,537	686	8,351	8	232	...	...	...	...	...	46	7,705	31,400	8,800	3,432											
13. Kirklands . . .	...	...	1,933	8,265	1,014	1,962	62	1,181	602	15,019	18	232	...	...	...	...	...	250	5,917	...	...	...											
14. Lanark . . .	...	...	529	1,312	1	450	...	864	274	3,435	108	2,556	273	503	...	...	...	3,332	11,687	28,000	25,745	9,000											
15. Midlothian . . .	...	...	224	261	...	73	...	442	27	1,027	...	19	7	286	...	...	...	614	2,821	17,225	7,395	3,178											
16. Morayshire . . .	...	...	58	1,726	3,100	208	286	676	98	6,626	...	65	307	270	...	...	...	5	312	15,000	5,978	1,000											
17. Paisley . . .	...	...	194	1,703	...	225	...	218	284	2,739	...	...	117	50	...	...	...	647	5,979	15,000	5,978	369											
18. Perth . . .	...	...	897	385	...	1,007	134	2,899	115	648	...	227	...	175	...	...	...	167	2,572	4,577	2,281	710											
19. Renfrew . . .	...	6	1,188	2,060	1	783	139	586	383	5,977	95	...	...	...	...	...	...	...	505	60,470	12,500	6,945											
20. Roxburgh . . .	...	...	1,268	5,594	...	1,861	36	2,135	260	11,393	...	197	124	245	...	...	...	342	4,797	13,742	7,000	3,169											
21. Stirling . . .	...	...	...	...	...	...	...	...	...	...	...	...	...	...	132	127	281	861	10,532	50,833	14,750	2,567											
Totals . . .	545	6	21,232	98,616	5,344	51,031	5,394	31,508	780	13,197	227,653	414	10,343	4,148	5,746	281	2,433	23,365	204,288	581,769	264,889	71,655											

Under this heading appears such expenditure as is not chargeable to any of the above districts.

† Under this heading appears such expenditure as is needed for the complete equipment of the Asylum and additions to it, and for articles rendered necessary by increase of population. The current expenditure under this heading is given in Table XXII. \* Rents or feu-duties of farm lands proper form part of Maintenance Expenditure and appear in Table XX., showing the receipts and expenses of Asylum Farms. a £5,900 apportioned equally between Lanark and Govan District Boards of Control. b A part of this sum £112 to Stoneretts Certified Institution. c Of this sum £717 raised for Bute District Board. d Of this sum £2,402 applicable to Bute District Board. e Of this sum £112 applicable to Bute District Board. f Includes cost of materials.



## APPENDIX—MENTAL DEFICIENCY—TABLE No. I.

The Number of Defectives on the Register at 1st January of each year, and the numbers placed on and removed from the Register during each year.

YEARS.	1. Total Registered Mental Defectives at 1st January.		2. Distribution of Mental Defectives shown in Column 1.				3. Number admitted to Register during the Year.		4. Number removed from Register during the year.			
			In Institutions.		Under Guardian- ship in Private Dwellings.				On Discharge.		By Death.	
	M.	F.	M.	F.	M.	F.	M.	F.	M.	F.	M.	F.
5 - - -	151	144	114	93	37	51	547	486	45	17	36	27
6 - - -	617	586	480	412	137	174	227	213	98	78	31	26
7 - - -	715	695	515	475	200	220	188	184	72	59	35	22
8 - - -	796	798	568	523	228	275	225	154	102	73	64	54
9 - - -	855	825	621	534	234	291	171	176	89	77	40	43
Average of 5 Years	627	610	460	407	167	202	272	243	81	61	41	34
0 - - -	897	881	647	576	250	305	226	202	131	100	45	27
1 - - -	947	956	663	605	284	351	197	194	81	104	35	28
2 - - -	1,028	1,018	695	620	333	398	208	261	112	175	30	30
3 - - -	1,094	1,074	715	643	379	431	211	176	108	93	25	21
4 - - -	1,172	1,136	752	682	420	454	187	214	104	92	40	21
Average of 5 Years	1,028	1,013	694	625	333	388	206	209	107	113	35	25
5 - - -	1,215	1,237	768	731	447	506	233	194	110	93	30	22
6 - - -	1,308	1,316	823	786	485	530	201	154	94	64	29	28
7 - - -	1,386	1,378	883	829	503	549	162	154	66	48	31	20
8 - - -	1,451	1,464	924	904	527	560	162	118	97	67	27	17
9 - - -	1,489	1,498	947	938	542	560	240	342	183	263	27	22
Average of 5 Years	1,370	1,379	869	838	501	541	200	192	110	107	29	22
0 - - -	1,519	1,555	974	991	545	564	284	207	125	89	26	26
1 - - -	1,652	1,647	1,083	1,092	569	555	...	...	...	...	...	...



## APPENDIX—MENTAL DEFICIENCY—TABLE No. II.

Table showing the Number on the Register of Rate-Aided Mental Defectives of each sex chargeable to each County and Large Burgh in Scotland on 1st January, 1931, and the manner of their distribution, also the number per 100,000 of the population.

1.  COUNTIES.	2.  Population in 1931.	3.  Number of Registered Rate-Aided Mental Defectives at 1st January, 1931.			4.  Distribution of the Numbers of Rate-Aided Mental Defectives shown in Column 3.						5.  Number of Registered Rate-Aided Mental Defectives per 100,000 of the Population.
					In Certified Institutions.			Under Guardianship in Private Dwellings.			
					M.	F.	T.	M.	F.	T.	
1. Aberdeen -	153,392	52	35	87	28	13	41	24	22	46	56.7
2. Angus -	83,241	16	26	42	7	15	22	9	11	20	50.5
3. Argyll -	76,862	6	10	16	5	1	6	1	9	10	20.8
4. Ayr -	227,541	46	61	107	16	31	47	30	30	60	47.0
5. Banff -	57,298	13	28	41	...	6	6	13	22	35	71.6
6. Berwick -	28,246	7	10	17	...	5	5	7	5	12	60.2
7. Bute -	33,711	2	2	4	1	...	1	1	2	3	11.9
8. Caithness -	28,285	12	5	17	1	...	1	11	5	16	60.1
9. Clackmannan -	32,542	7	7	14	7	7	14	...	...	...	43.0
10. Dumfries -	59,642	8	10	18	7	6	13	1	4	5	30.2
11. Dunbarton -	81,036	18	10	28	12	9	21	6	1	7	34.6
12. East Lothian -	47,487	6	8	14	4	5	9	2	3	5	29.5
13. Fife -	208,728	57	44	101	32	20	52	25	24	49	48.4
14. Inverness -	61,511	28	18	46	4	5	9	24	13	37	74.8
15. Kincardine -	30,440	3	9	12	3	4	7	...	5	5	39.4
16. Kirkcudbright -	31,061	13	10	23	9	6	15	4	4	8	74.0
17. Lanark -	297,931	69	65	134	55	42	97	14	23	37	45.0
18. Linlithgow -	83,960	25	23	48	18	19	37	7	4	11	57.2
19. Midlothian -	86,113	16	27	43	10	13	23	6	14	20	49.9
20. Moray and Nairn -	50,348	22	12	34	6	6	12	16	6	22	67.5
21. Orkney -	24,111	3	4	7	...	2	2	3	2	5	29.0
22. Peebles -	15,332	3	1	4	3	...	3	...	1	1	26.1
23. Perth and Kinross -	100,258	20	21	41	15	15	30	5	6	11	40.9
24. Renfrew -	99,700	25	16	41	19	14	33	6	2	8	41.1
25. Ross -	70,818	23	16	39	2	1	3	21	15	36	55.1
26. Roxburgh -	44,989	9	12	21	4	5	9	5	7	12	46.7
27. Selkirk -	22,607	3	10	13	1	5	6	2	5	7	57.5
28. Shetland -	25,520	2	1	3	...	...	...	2	1	3	11.8
29. Stirling -	105,957	20	17	37	17	9	26	3	8	11	34.9
30. Sutherland -	17,802	12	10	22	1	2	3	11	8	19	123.6
31. Wigtown -	30,783	9	7	16	...	...	...	9	7	16	52.0



Table showing the Number on the Register of Rate-Aided Mental Defectives or each sex chargeable to each County and Large Burgh in Scotland on 1st January, 1931, and the manner of their distribution, also the number per 100,000 of the population.

1. LARGE BURGHS.	2. Population in 1931.	3. Number of Registered Rate-Aided Mental Defectives at 1st January, 1931.			4. Distribution of the Numbers of Rate-Aided Mental Defectives shown in Column 3.				5. Number of Registered Rate-Aided Mental Defectives per 100,000 of the Population.
		M.	F.	T.	M.	F.	T.	Under Guardianship in Private Dwellings.	
1. Aberdeen -	158,963	29	24	53	14	8	22	15	33.3
2. Airdrie -	25,459	3	1	4	2	...	2	1	15.7
3. Arbroath -	19,496	1	4	5	...	...	...	1	25.6
4. Ayr -	35,763	1	3	4	...	2	2	1	11.2
5. Clydebank -	46,601	8	5	13	2	5	7	6	27.9
6. Coatbridge -	43,919	19	20	39	10	9	19	11	88.8
7. Dumbarton -	22,933	2	1	3	2	1	3	...	13.1
8. Dumfries -	21,822	1	1	2	1	1	2	...	9.2
9. Dundee -	168,315	11	15	26	10	14	24	1	15.4
10. Dunfermline -	39,899	12	14	26	1	3	4	11	65.2
11. Edinburgh -	420,264	125	146	271	90	102	192	35	64.5
12. Falkirk -	34,419	4	9	13	4	9	13	...	37.8
13. Glasgow -	1,051,518	686	737	1,423	498	562	1,060	188	135.3
14. Greenock -	81,133	18	9	27	16	9	25	2	33.3
15. Hamilton -	39,504	3	4	7	2	3	5	1	17.7
16. Inverness -	20,944	3	5	8	1	3	4	2	38.2
17. Kilmarnock -	35,969	4	2	6	3	2	5	1	16.7
18. Kirkcaldy -	44,298	14	8	22	10	4	14	4	49.7
19. Motherwell and Wishaw -	68,869	13	18	31	12	15	27	1	45.0
20. Paisley -	84,837	32	25	57	23	19	42	9	67.2
21. Perth -	33,208	10	6	16	9	4	13	1	48.2
22. Port-Glasgow -	21,023	...	3	3	...	2	2	...	14.3
23. Rutherglen -	24,744	10	2	12	5	1	6	5	48.5
24. Stirling -	21,345	3	3	6	1	3	4	2	28.1
Totals in large Burghs	2,565,245	1,012	1,065	2,077	716	781	1,497	296	81.0
Totals in Counties (Brought forward)	2,317,252	555	535	1,090	287	266	553	268	47.0
GENERAL TOTALS	4,882,497	1,567	1,600	3,167	1,003	1,047	2,050	564	64.9



## APPENDIX—MENTAL DEFICIENCY—TABLE No. III.

Showing the Number of Private and Rate-Aided Defectives of each sex in each of the Certified Institutions on 1st January, 1931, and the changes which have taken place during the year 1930, also the rate of board in each Institution.

Name of Institution.	Address.	Name of Superintendent.	Weekly Rate of Board for Maintenance of Rate-Aided Mental Defectives.	Number of Defectives Resident at 1st January, 1931.				Admissions during 1930.				Discharges during 1930.				Deaths during 1930.																																																																																																																																																																																																																																																																																																																																																																																																																																																																																																																																																																																																																																																																																																																																																																																																																																																																																																																																																																																								
				Private.	Aided.	Total.	Private.	Aided.	Total.	Private.	Aided.	Total.	Private.	Aided.	Total.	Private.	Aided.	Total.																																																																																																																																																																																																																																																																																																																																																																																																																																																																																																																																																																																																																																																																																																																																																																																																																																																																																																																																																																																						
Baldovan -	-	Dr. Forbes -	S. 19	5	1	156	276	2	...	...	...	...	...	...	...	...	...	...	...	...	...	...	...	...	...	...	...	...	...	...	...	...	...	...	...	...	...	...	...	...	...	...	...	...	...	...	...	...	...	...	...	...	...	...	...	...	...	...	...	...	...	...	...	...	...	...	...	...	...	...	...	...	...	...	...	...	...	...	...	...	...	...	...	...	...	...	...	...	...	...	...	...	...	...	...	...	...	...	...	...	...	...	...	...	...	...	...	...	...	...	...	...	...	...	...	...	...	...	...	...	...	...	...	...	...	...	...	...	...	...	...	...	...	...	...	...	...	...	...	...	...	...	...	...	...	...	...	...	...	...	...	...	...	...	...	...	...	...	...	...	...	...	...	...	...	...	...	...	...	...	...	...	...	...	...	...	...	...	...	...	...	...	...	...	...	...	...	...	...	...	...	...	...	...	...	...	...	...	...	...	...	...	...	...	...	...	...	...	...	...	...	...	...	...	...	...	...	...	...	...	...	...	...	...	...	...	...	...	...	...	...	...	...	...	...	...	...	...	...	...	...	...	...	...	...	...	...	...	...	...	...	...	...	...	...	...	...	...	...	...	...	...	...	...	...	...	...	...	...	...	...	...	...	...	...	...	...	...	...	...	...	...	...	...	...	...	...	...	...	...	...	...	...	...	...	...	...	...	...	...	...	...	...	...	...	...	...	...	...	...	...	...	...	...	...	...	...	...	...	...	...	...	...	...	...	...	...	...	...	...	...	...	...	...	...	...	...	...	...	...	...	...	...	...	...	...	...	...	...	...	...	...	...	...	...	...	...	...	...	...	...	...	...	...	...	...	...	...	...	...	...	...	...	...	...	...	...	...	...	...	...	...	...	...	...	...	...	...	...	...	...	...	...	...	...	...	...	...	...	...	...	...	...	...	...	...	...	...	...	...	...	...	...	...	...	...	...	...	...	...	...	...	...	...	...	...	...	...	...	...	...	...	...	...	...	...	...	...	...	...	...	...	...	...	...	...	...	...	...	...	...	...	...	...	...	...	...	...	...	...	...	...	...	...	...	...	...	...	...	...	...	...	...	...	...	...	...	...	...	...	...	...	...	...	...	...	...	...	...	...	...	...	...	...	...	...	...	...	...	...	...	...	...	...	...	...	...	...	...	...	...	...	...	...	...	...	...	...	...	...	...	...	...	...	...	...	...	...	...	...	...	...	...	...	...	...	...	...	...	...	...	...	...	...	...	...	...	...	...	...	...	...	...	...	...	...	...	...	...	...	...	...	...	...	...	...	...	...	...	...	...	...	...	...	...	...	...	...	...	...	...	...	...	...	...	...	...	...	...	...	...	...	...	...	...	...	...	...	...	...	...	...	...	...	...	...	...	...	...	...	...	...	...	...	...	...	...	...	...	...	...	...	...	...	...	...	...	...	...	...	...	...	...	...	...	...	...	...	...	...	...	...	...	...	...	...	...	...	...	...	...	...	...	...	...	...	...	...	...	...	...	...	...	...	...	...	...	...	...	...	...	...	...	...	...	...	...	...	...	...	...	...	...	...	...	...	...	...	...	...	...	...	...	...	...	...	...	...	...	...	...	...	...	...	...	...	...	...	...	...	...	...	...	...	...	...	...	...	...	...	...	...	...	...	...	...	...	...	...	...	...	...	...	...	...	...	...	...	...	...	...	...	...	...	...	...	...	...	...	...	...	...	...	...	...	...	...	...	...	...	...	...	...	...	...	...	...	...	...	...	...	...	...	...	...	...	...	...	...	...	...	...	...	...	...	...	...	...	...	...	...	...	...	...	...	...	...	...	...	...	...	...	...	...	...	...	...	...	...	...	...	...	...	...	...	...	...	...	...	...	...	...	...	...	...	...	...	...	...	...	...	...	...	...	...	...	...	...	...	...	...	...	...	...	...	...	...	...	...	...	...	...	...	...	...	...	...	...	...	...	...	...	...	...	...	...	...	...	...	...	...	...	...	...	...	...	...	...	...	...	...	...	...	...	...	...	...	...	...	...	...	...	...	...	...	...	...	...	...	...	...	...	...	...	...	...	...	...	...	...	...	...	...	...	...	...	...	...	...	...	...	...	...	...	...	...	...	...	...	...	...	...	...	...	...	...	...	...	...	...	...	...	...	...	...	...	...	...	...	...	...	...	...	...	...	...	...	...	...	...	...	...	...	...	...	...	...	...</



APPENDIX—*continued.*

CIRCULAR ISSUED TO COUNTY CLERKS AND TO TOWN CLERKS OF LARGE BURGHS REGARDING THE POSITION UNDER THE LOCAL GOVERNMENT (SCOTLAND) ACT, 1929, OF SOCIETIES UNDERTAKING THE DUTY OF ASSISTING AND SUPERVISING MENTAL DEFECTIVES WHILST NOT IN INSTITUTIONS.

GENERAL BOARD OF CONTROL FOR SCOTLAND,  
EDINBURGH, 14th November, 1930.

SIR,

Local Government (Scotland) Act, 1929.

I am directed to refer to the paragraphs on pages 5 and 6 of the Board's Circular No. 211 of the 2nd December, 1929, which relate to Societies undertaking the duty of assisting and supervising mental defectives whilst not in Institutions.

As you are doubtless aware, it was provided in Section 38 of the Mental Deficiency and Lunacy (Scotland) Act, 1913, that where a society has undertaken the duty of assisting or supervising defectives whilst not in institutions under that Act there might be paid to the society out of money provided by Parliament towards the expenses of the society in connection with such persons such sums and on such conditions as the Secretary for Scotland, with the approval of the Treasury, might recommend. There are two such societies in Scotland, namely, the Scottish Association for Mental Welfare with its headquarters at Paisley, and the Mental Deficiency Committee of the City of Edinburgh Council of Social Service, and during the standard year a direct Grant of £750 was paid to these Societies. Section 38 was repealed by the Act of 1929 and the sum of £750 included among the total losses on account of Grants of all counties and large burghs.

The Edinburgh Society is affiliated to the Central Association, and while it has received in the past a direct payment of Grant from the Vote of the General Board of Control it is understood that in connection with any arrangements which may be made by Local Authorities for the payment of contributions under Section 68 of the Act, the Edinburgh Society would be agreeable that such contributions should be paid to the Central Association who in turn would remit to the Society its proportionate share.

The Scottish Association for Mental Welfare has done much useful work in the interests of uncertified mental defectives. It has established Local Care Committees for the home care of defectives in many areas in Scotland and a number of these, in addition to visiting defectives at their homes, have set up employment and occupation centres. The employment centre encourages the unemployed former pupil to develop his knowledge of manual work obtained in Special Schools and at the same time to earn a little towards his upkeep. It thus keeps him under supervision and prevents deterioration in mind and body. The occupation centres are for the training of boys and girls who are unfitted for special schools and for whom parents do not desire institutional treatment. The Association has also arranged for the instruction of visitors to defectives and in some districts series of lectures have been successfully carried out.



## APPENDIX—continued.

The value to the Local Authorities of the work of the Association cannot be too strongly emphasised. Such work, apart from its beneficial nature to the mental defectives concerned, is calculated to lessen the cost to the Local Authorities inasmuch as the supervision and training carried out by the Association tend to reduce the necessity for expensive institutional treatment.

In addition to the Grant referred to in paragraph 2 above, the Societies have received voluntary contributions from private individuals and from a number of Local Authorities in Scotland, and in order that the valuable work of the Societies may not be hampered by lack of funds it is essential that contributions to the extent of the sums included in the block Grant and the voluntary contributions which have hitherto been made by Local Authorities should be maintained. In fact, so important is the work of the occupation and employment centres that their extension with the financial assistance of the Local Authorities would provide a valuable asset in the furtherance of the education and training of the defective which is contemplated in the Act of 1913.

In this connection I am to say that it will be open to Local Authorities to make contributions to Voluntary Associations in excess of the amount included in loss of Grant, and I am to remind the Local Authorities that the General Exchequer contribution provided under the Act includes a sum of money which is intended, *inter alia*, to provide contributions towards the development of health services, including lunacy and mental deficiency.

As stated in the Board's Circular No. 211 above referred to, the Board hope that Local Authorities and Voluntary Associations may be able mutually to agree as to the amount of contributions so as to render it unnecessary for the Board to make any scheme under Section 64 of the Act.

In view of the inconvenience and extra clerical work which would be occasioned by the periodical collection of contributions from Local Authorities, the Board trust that Local Authorities will take advantage of Section 68 of the Act and arrange for contributions to be deducted from the General Exchequer Grant and paid over direct to the Association by the Department of Health for Scotland.

The following are the addresses of the two Societies in Scotland :—

The Scottish Association for Mental Welfare, Education Offices,  
Kilnside Road, Paisley.

The City of Edinburgh Council of Social Service, 28 Stafford  
Street, Edinburgh.

I am to add that the Board will be glad to be favoured with the views of your Council after they have given the matter their consideration.

I am, SIR,

Your obedient Servant,

J. A. W. STONE,  
*Secretary.*





# Eighteenth Annual Report of the General Board of Control for Scotland

For the Year  
1931

*Presented by the Secretary of State for Scotland  
to Parliament by Command of His Majesty*


EDINBURGH  
PUBLISHED BY HIS MAJESTY'S STATIONERY OFFICE

To be purchased directly from H.M. STATIONERY OFFICE at the following addresses  
120 GEORGE STREET, EDINBURGH, 2 ; ADASTRAL HOUSE, KINGSWAY, LONDON, W.C.2  
YORK STREET, MANCHESTER ; 1 ST. ANDREW'S CRESCENT, CARDIFF  
15 DONEGALL SQUARE WEST, BELFAST  
or through any Booksellers

1932

*Price 1s. 3d. Net*









# Eighteenth Annual Report of the General Board of Control for Scotland

For the Year  
1931

*Presented by the Secretary of State for Scotland  
to Parliament by Command of his Majesty*

EDINBURGH  
PUBLISHED BY HIS MAJESTY'S STATIONERY OFFICE

To be purchased directly from H.M. STATIONERY OFFICE at the following addresses  
120 GEORGE STREET, EDINBURGH, 2 ; ADASTRAL HOUSE, KINGSWAY, LONDON, W.C.2  
YORK STREET, MANCHESTER ; 1 ST. ANDREW'S CRESCENT, CARDIFF  
15 DONEGALL SQUARE WEST, BELFAST  
or through any Booksellers

1932

*Price 1s. 3d. Net*



# CONTENTS OF THE REPORT.

---

	PAGE
 I. NUMBER AND DISTRIBUTION OF THE INSANE AT	
1st JANUARY, 1932 - - - - -	vii
Increase in Pauper Lunacy - - - - -	ib
Changes in Number and Distribution during 1931 - - -	viii
Changes from Pauper to Private Class, and <i>vice versa</i> - - -	ix
 II. STATISTICS OF ESTABLISHMENTS FOR LUNATICS.	
Admissions to Establishments - - - - -	ib
(1) <i>Direct under Sheriff's Order, Sanction of the Board, or other</i>	
<i>Statutory Authority</i> - - - - -	ib
(2) <i>By Transfer</i> - - - - -	ib
(3) <i>Voluntary</i> - - - - -	ib
 Discharges from Establishments - - - - -	 x
(1) <i>Recovered</i> - - - - -	ib
(2) <i>Unrecovered</i> - - - - -	ib
 Deaths in Establishments - - - - -	 ib
Removals from Establishments on Probation - - - - -	ib
Orders granted by Sheriffs during the Year - - - - -	ib
Licences granted by the Board to Establishments - - -	ib
Changes among Attendants and Servants in Establishments -	xi
Escapes from Establishments - - - - -	ib
Accidents in Establishments - - - - -	ib
 III. POSITION OF LUNACY DISTRICTS AND PRESENT CONDITION OF ESTABLISHMENTS FOR THE INSANE.	
Different Classes of Establishments - - - - -	xii
 IV. OVERCROWDING IN ASYLUMS AND DECLINE IN "BOARDING OUT."	
	xvii
 V. GENERAL PARALYSIS OF THE INSANE.	
	xxiii



# CONTENTS OF THE REPORT.

iii

	PAGE
VI. PATIENTS IN PRIVATE DWELLINGS.	
Continued Decrease in the number under Private Care - -	xxiv
Number of Private Lunatics in Private Dwellings - - -	ib
Number of Pauper Lunatics in Private Dwellings - - -	ib
General Reports on the Visitation of Patients - - - -	ib
VII. EXPENDITURE FOR MAINTENANCE OF PAUPER LUNATICS.	
Expenditure by Local Authorities - - - - -	xxix
Repayments by Relatives - - - - -	ib
Contributions from State Funds - - - - -	ib
Average Charges of each Mode of Provision for Pauper Lunatics	xxx
VIII. DANGEROUS LUNATICS - - - - -	ib
IX. ALIEN LUNATICS - - - - -	ib
X. LUNATICS UNDER JUDICIAL FACTORS - - - - -	ib
XI. NUMBER AND DISTRIBUTION OF MENTAL DEFECTIVES	
AT 1st JANUARY, 1932 - - - - -	xxxi
XII. STATISTICS OF INSTITUTIONS FOR MENTAL DEFECTIVES	ib
Condition of Defectives under Guardianship - - -	xxxii
Survey of the Changes of Guardianship among a number of Mental Defectives - - - - -	ib
XIII. EXPENDITURE ON AIDED MENTAL DEFECTIVES -	xxxvi



## APPENDIX.

	PAGE
Table showing (a) the Population and the proportion of Registered Lunatics. (b) The Numbers of Private, Pauper, and Criminal Lunatics, distinguishing between the sexes, and the different modes of disposal of Private and Pauper Lunatics - . . . .	1
Table showing (a) Number of Lunatics on Register at 1st January of each year. The numbers placed on and removed from the Register during each year. The excess of Lunatics placed on the Register over the number removed. (b) The numbers of Lunatics registered each year, who had never previously been registered. (c) Average number of Lunatics on Register during each year, and the percentage of deaths among them - . . . .	2
Table showing the Numbers of Private and Pauper Lunatics resident in Royal, District, Private, and Parochial Asylums, and in Lunatic Wards of Poorhouses, on 31st December of each year from 1920 to 1931; the Numbers thereinto Admitted; the Numbers therefrom Discharged Recovered and Not Recovered; the Numbers Transferred from one Establishment to another; and the Numbers that Died therein in each of the said years - . . . .	3
Table showing the Results of Treatment in different classes of Establishments for each year from 1920 to 1931. (a) Royal and District Asylums; (b) Private Asylums; (c) Parochial Asylum (Lunatic Wards of Poorhouse with Unrestricted Licence); (d) Lunatic Wards of Poorhouses with Restricted Licences; (e) The Statistics of Pauper Lunatics in Private Dwellings for twelve years, 1920-1931	4
Table showing the Numbers of Private and Pauper Lunatics and the Number of Private and Rate-Aided Voluntary Boarders of each Sex, in each Royal and District Asylum, Private Asylum, Parochial Asylum, and Licensed Poorhouse in Scotland, on 1st January, 1932, and the accommodation in these Establishments - . . . .	9
Table showing the Numbers of Pauper Lunatics chargeable to each Lunacy District, who were resident in Establishments or in Private Dwellings respectively, on 1st January of each year from 1921-1932	11
Table showing the Numbers of Pauper Lunatics of each Sex chargeable to each County and large Burgh in Scotland on 1st January, 1932, and the manner of their disposal - . . . .	16
Table showing the Manner in which the Pauper Lunatics chargeable to each County and large Burgh, placed on the Register of the Board during 1931, were disposed of, and the Changes that have taken place during the year in the Disposal of those on the Register on 1st January of that year - . . . .	18
Table exhibiting the Numbers of Orders granted by the Sheriffs for Admission of Lunatics into any Public, Private, District, or Parochial Asylum or House, stating the Asylum or House to which such Order was sent, during the year ended 31st December, 1931 -	20
Table showing Average Number of Patients Resident, and the Results of Treatment in each Asylum or other Establishment, for the year 1931. (a) Royal and District Asylums; (b) Private Asylums; (c) Parochial Asylum (Lunatic Wards of Poorhouse with Unrestricted Licence); (d) Lunatic Wards of Poorhouses with Restricted Licences	22
Table exhibiting the Number of Licences granted by the Board for the Continuance, Establishment, or Renewal of Private Asylums, Lunatic Wards of Poorhouses, and Institutions for Mental Defectives, and the Transfer of any such Licence from any one Establishment to another, during the year ended 31st December, 1931 - . . . .	25




	PAGE
Tables showing (i) Classification of all recorded Causes of Death of Private Patients who Died in Asylums and other Establishments in the year 1931, and (ii) Classification of all recorded Causes of Death of Pauper Patients who died in Asylums and other Establishments in the year 1931 - - - - -	26
Table showing the present Weekly Rates of Board in Royal and District Asylums, and the estimated Weekly Cost of Patients in Parochial Asylums and Poorhouses - - - - -	30
Table showing the Expenditure on the Maintenance and Management of District Asylums, the Quantities of the various articles of Dietary, and of Tobacco supplied to each Patient and the Cost per Patient of the various items of maintenance during the Financial year 1930-31 - - - - -	32
Table showing the Quantities and Estimated Values of Articles supplied to District Asylums from Asylum Farms and Gardens during the Financial year 1930-31, and Prices at which the Produce supplied has been estimated - - - - -	38
Table showing the Acreage of Farms attached to District Asylums; Receipts and Expenses of such Farms and of Gardens during the Financial year 1930-31, and Profit shown on the year's transactions - - - - -	39
Table showing the Expenditure of District Asylum Authorities during the Financial year 1930-31 in Providing, Building, Repairing, Fitting-up, and Furnishing District Asylums; and the amount of Monies Borrowed by District Asylum Authorities under the provisions of the Act 20 and 21 Vict. c. 71 - - - - -	40
Table showing the Number of Defectives on the Register at 1st January of each year, and the numbers placed on and removed from the Register during each year - - - - -	41
Table showing the Number on the Register of Rate-Aided Mental Defectives of each sex chargeable to each County and large Burgh in Scotland on 1st January, 1932, and the manner of their distribution, also the numbers per 100,000 of the population - - - - -	42
Table showing the Number of Private and Rate-Aided Defectives of each sex in each of the Certified Institutions on 1st January, 1932, and the changes which have taken place during the year 1931, also the rate of board in each Institution - - - - -	44
Circular issued to Superintendents of Asylums regarding the escape of Patients - - - - -	45
Circular issued to Superintendents of Asylums regarding procedure to be followed in the discharge as recovered of a Patient in whose case an undertaking has been given by the Local Authority to notify the Procurator Fiscal of any intention to discharge the Patient under Section 9 of the Act 29 and 30 Vic. Cap. 51 - - - - -	46









# Eighteenth Annual Report.

TO THE RIGHT HONOURABLE

SIR ARCHIBALD HENRY MACDONALD SINCLAIR,  
BARONET, C.M.G., M.P.,

*One of His Majesty's Principal Secretaries of State.*

GENERAL BOARD OF CONTROL FOR SCOTLAND,  
EDINBURGH.

SIR,

We, the General Board of Control for Scotland, have the honour to present our Eighteenth Annual Report on the Condition and Management of Lunatics and Lunatic Asylums, and on the Protection and Control of Mental Defectives in Scotland.

## I.—NUMBER AND DISTRIBUTION OF THE INSANE AT 1st JANUARY, 1932.

On 1st January of the present year, exclusive of insane persons maintained at home by their natural guardians, there were in Scotland 19,472 insane persons, of whom we had official cognisance, including the inmates of Training Schools for Imbecile Children who have not been certified under the Mental Deficiency Act and of the Criminal Lunatic Department of Perth Prison. Of these 2,907 were maintained from private sources, 16,499 from the rates, and 66 at the expense of the State. As the total number at 1st January, 1931, was 19,241, an increase of 231 has taken place during the past year.



The following table shows the number and distribution of the insane of each sex in the different classes of establishments and in private dwellings at 1st January, 1932, distinguishing between private and pauper patients:—

MODE OF DISTRIBUTION.	Male.	Female.	Total.	PRIVATE.			PAUPER.		
				M.	F.	T.	M.	F.	T.
In Royal Asylums -	1,667	1,903	3,570	870	1,067	1,937	797	836	1,633
" District Asylums -	6,857	6,340	13,197	610	211	821	6,247	6,129	12,376
" Private Asylums -	11	29	40	11	29	40	...	...	...
" Parochial Asylum, i.e., Lunatic Wards of Poorhouse with un-restricted Licence† -	139	112	251	6	...	6	133	112	245
" Lunatic Wards of Poorhouses with restricted Licences -	446	431	877	...	...	...	446	431	877
" Private Dwellings -	646	785	1,431	23	47	70	623	738	1,361
	9,766	9,600	19,366	1,520	1,354	2,874	8,246	8,246	16,492
" Criminal Lunatic Department of Perth Prison -	60	6	66	...	...	...	...	...	...
" Training Schools -	22	18	*40	18	15	33	4	3	7
TOTALS -	9,848	9,624	19,472	1,538	1,369	2,907	8,250	8,249	16,499

† Greenock Parochial Asylum is now the only Asylum of this class.  
\* In addition to these there were 822 inmates certified under the Mental Deficiency Act.

The general results during 1931, as compared with 1930, are, in regard to *registered*\* lunatics, as follows:—(1) There was a total increase of 239, due to a decrease of private patients by 40, and an increase of pauper patients by 279. (2) The total increase of 239 resulted from an increase of the number in establishments by 285, and a decrease of the number in private dwellings by 46. (3) The increased number of 285 in establishments arose from a decrease of 39 private patients and an increase of 324 pauper patients. (4) The decreased number of 46 in private dwellings arose from a decrease of 1 private patient and a decrease of 45 pauper patients.

\* The inmates of Training Schools for Imbeciles and of the Criminal Lunatic Department of Perth Prison are recorded in separate books, and, not being on the Board's General Register of Lunatics, are not included in this statement.



CHANGES FROM THE PAUPER TO THE PRIVATE CLASS,  
AND *vice versa*.

It must be kept in view, in connection with the statistical tables giving the number of lunatics classified into private and pauper patients, that each patient does not necessarily continue till his discharge in the class to which he belonged on being placed on the Board's register. The results shown depend partly on the number of persons who, while continuing on the Board's register, cease to be private patients and become paupers, and *vice versa*.

## II.—STATISTICS OF ESTABLISHMENTS FOR LUNATICS.

(See Tables on Pages 1 to 29 of Appendix to Report.)

### ADMISSIONS TO ESTABLISHMENTS.

#### (1) *Admissions directly under a Sheriff's Order †, the sanction of the Board or other Statutory Authority.*

In arriving at the number of persons so admitted to establishments who thereby add to the gross number of asylum patients, the number of admissions which refer to a mere transfer from one establishment to another must be deducted.

(a) The total number of patients admitted to establishments (excluding transfers) during 1931 was 2,968, which is 88 less than in the previous year and 204 less than the average for the quinquennium 1925-29.

(b) The number of private patients admitted last year was 425, which is 25 less than in the preceding year and 45 less than the average for the quinquennium 1925-29. The pauper patients admitted to establishments numbered 2,543, which is 63 less than in the preceding year, and 159 less than the average for the quinquennium 1925-29.

The number of patients who had never previously been registered, and who were admitted for the first time to establishments for the insane in Scotland during 1931 was 2,335—363 private patients and 1,972 pauper patients.

The number of private patients admitted for the first time is 10 less than in the preceding year. The number of pauper patients who had never previously been registered is 9 less than in 1930.

#### (2) *Admissions by Transfer.*

The number of patients transferred from one establishment to another during 1931 was 261, which is 18 less than the previous year and 1 less than the average for the five years 1925-29.

#### (3) *Admission of Voluntary Patients.*

Voluntary patients are persons who, with the sanction of the Board, granted on a simple application signed by the patient, voluntarily enter asylums for treatment of mental disorder. They cannot be detained for more than three days after giving notice of their intention or desire to leave. They are not certified as insane and are not registered as lunatics, but a record is made of their names and other particulars regarding them. The whole number of such persons admitted into asylums in 1931 was 771. The average number admitted for the ten years 1922-31 was 607. The number resident in each asylum on 1st January, 1932, is shown in Table V. of the Appendix. The total number resident was 1,038.

† NOTE—Detention in an Asylum can only be by Order of the Sheriff or of the Secretary of State.



## DISCHARGES FROM ESTABLISHMENTS.

*(1) Discharges of the Recovered.*

During 1931, 150 private patients were discharged recovered, which is 36 less than the number in the preceding year and 26 less than the average of the five years 1925-29. The number of pauper patients discharged recovered was 804, which is 127 less than in the preceding year, and 156 less than the average for the five years 1925-29.

*(2) Discharges of the Unrecovered.*

The number of private patients discharged unrecovered, excluding transfers, during 1931, was 121, which is 12 more than last year and 4 less than the average of the five years 1925-29. The number of pauper patients discharged unrecovered was 225, which is 8 more than the number so discharged in the preceding year, and is 47 less than the average for the five years 1925-29.

## DEATHS IN ESTABLISHMENTS.

The number of private patients who died in establishments during 1931 was 207, which is 3 less than last year and 35 less than the average of the five years 1925-29. The number of pauper patients who died was 1,176, which is 18 more than last year and 34 less than the average of the five years 1925-29.

The death rate for private and pauper patients in establishments per cent. of the average number resident for the year 1931 was 7.8, as compared with 7.8 in the previous year.

The causes of death are shown in Table XII. of the Appendix.

## REMOVALS FROM ESTABLISHMENTS ON STATUTORY PROBATION.

At 1st January, 1931, 56 patients were absent from asylums on probation, with the sanction of the Board. Of these, 34 have been finally discharged as recovered, 8 were sent back, and 14 remained, on the expiry of the probationary period, under the care of friends. In the course of 1931, 126 patients were discharged on probation. Of these, 15 have been finally discharged as recovered, 7 whose period of probation has expired remain under the care of friends, and 33 have been returned to asylums. The number still on probation at the close of the year was 71.

## SHERIFFS' ORDERS.

The table on pages 20 and 21 of the Appendix gives the statutory return exhibiting the number of orders granted by Sheriffs for the admission of lunatics into any Public, Private, District, or Parochial Asylum, or House, stating the Asylum or House to which such order referred, during the year ended 31st December, 1931. The number of orders granted during the year was 2,873.

## LICENCES GRANTED BY THE BOARD FOR ESTABLISHMENTS.

The number of licences granted by us for the continuance or establishment of private asylums, lunatic wards of poorhouses, and certified institutions for mental defectives, and the transfer of any licence from one establishment to another, during the year ended 31st December, 1931, are shown in Table XI. of the Appendix.



#### CHANGES AMONG ATTENDANTS AND SERVANTS IN EACH ESTABLISHMENT.

The number of attendants and servants who left, were dismissed, or died, during 1931, was 1,272, which is 126 less than the number for the previous year. The number who resigned their situations voluntarily is 941, which is 59 less than last year.

In addition to the 941 who resigned voluntarily, 69 left on account of ill-health, 20 died during their term of service, 101 left without notice, 32 were dismissed for incompetence or unsuitability, 45 whose services were no longer required were not re-engaged, and 64 were dismissed for misconduct.

#### ESCAPES FROM ESTABLISHMENTS.

The whole number of escapes during 1931 was 108. Of these, 44 were brought back within twenty-four hours, 29 within a week, and 5 after a week. There were 30 still absent on the expiry of twenty-eight days from the date of escape. Of the 30 patients not brought back, 1 was discharged recovered, 16 were removed from the asylum registers as relieved, 9 as not improved, 1 died, and 3 were still absent at 31st December, 1931.

#### ACCIDENTS IN ESTABLISHMENTS.

The total number of accidents to patients reported to us as having taken place during the year 1931 was 161, which is 14 more than last year. Ten of the accidents ended fatally, death in 6 of the cases being due to suicide. Of the deaths by suicide, 2 were caused by drowning, 1 of them during absence "on pass" from the Asylum, 2 by drinking lysol obtained while on parole, and 2 by hanging—one of the patients who had parole within the grounds being found suspended by a cord from the branch of a tree, the other—a private patient—having suspended himself from a rail in the interior of the wardrobe in his bedroom by means of the cord from his pyjamas and the belt of his dressing-gown.

Of the 4 accidental deaths, not due to suicide, 1 was caused by exposure after escape from the Asylum, 1 resulted from shock and cardiac failure following fracture of the thigh, 1 from asphyxia due to a seizure while taking food, and 1 from fracture of the skull as the result of an assault by another patient. The assailant was taken before the High Court on a charge of murder and ordered to be detained during His Majesty's pleasure.

There was 1 case of attempted suicide, the patient impulsively jumping out of bed in the early morning and, throwing herself through a window, fell a distance of about 20 feet on to a concrete pavement.

In 78 cases the accidents involved fracture of bones or dislocation of joints and in 5 cases injuries to the head. In addition to these, 67 miscellaneous accidents to patients were reported, of which 10 were severe and 57 were slight. There were also reported during the year, 26 accidents to members of asylum staffs, 16 being sustained by nurses, 6 by attendants, 3 by maids, and 1 by another employee. Twelve of these accidents, which were mostly of a minor nature, were the result of assaults by patients.



### III.—POSITION OF LUNACY DISTRICTS AND PRESENT CONDITION OF ESTABLISHMENTS FOR THE INSANE.

Establishments for the insane in Scotland comprise: (a) Royal and District, (b) Private, and (c) Parochial Asylums; (d) Lunatic Wards of Poorhouses; (e) the Department for Criminal or State Patients in Perth Prison; and (f) Mental Observation Wards.

The reports by the Medical Commissioners of their inspection of the different establishments have, as usual, been presented to and considered by the Board. They are entered in the appropriate books of the respective establishments on the occasion of the statutory visits of the Medical Commissioners, and a copy of each report is preserved for reference at the offices of the Board. For reasons of economy these reports are not presented in full in the Appendix, as was the custom before the war. For the same reasons it has been decided to discontinue meantime the publication of extracts from these reports.

As a general rule, the management of these establishments reflects credit upon the officials, and almost without exception a satisfactory standard of efficiency appears to be maintained. The official registers are stated to be properly and accurately kept.

The Dundee Royal Asylum, the Glasgow Royal Asylum, the Murray's Royal Asylum at Perth, and the New Saughton Hall Private Asylum receive only private patients. At Murray's Royal Asylum a new Reception Hospital was opened during the year. It embodies all the latest arrangements for the treatment of acute and recoverable cases of mental illness and has accommodation for 40 patients.

The Counties of Zetland and Caithness continue to be dependent upon the Royal Asylum of Montrose for the accommodation of their pauper lunatics. During the year 1931 a number of improvements have been carried out both in the grounds and on the buildings at the Montrose Royal Asylum, all of which affect the welfare of the patients, and the Directors are now considering the erection of a Home for the Nurses.

Pauper lunatics of the County of Orkney who require to be removed from their homes are sent to the Royal Edinburgh Hospital for Mental Disorders, under an Agreement with the Directors of that Institution. In the West House, the section of the Hospital in which the pauper lunatics are accommodated, there is a tendency to overcrowding. A useful improvement was made during the year in this division by the opening of two new verandahs.

The District Asylum at Inverness serves the large burgh of Inverness and the Counties of Sutherland, Ross and Cromarty, Inverness, and the joint County of Moray and Nairn (excluding the Moray area); the County of Nairn, which formed part of the Inverness Lunacy District, having been combined with the County of Moray under the Local Government (Scotland) Act, 1929. The accommodation at the Inverness Asylum is no longer sufficient for the needs of the area which it serves, and the combination of the Local Authorities concerned propose to relieve the situation, partly by the erection of a Nurses' Home which will set free for patients accommodation which is at present occupied by female staff and also by the erection of a sanatorium for tubercular patients.

The pauper lunatics of the Joint County of Moray and Nairn, excluding the Nairn area, are accommodated in the District Asylum at Elgin. During the year improvements have been made in the laundry



of this Institution. The accommodation is meantime ample for the needs of the district, but the Asylum is gradually being surrounded by private houses, and it is unfortunate that additional lands were not obtained by the Local Authority in order to ensure the amenity of the Institution and provide for possible extensions which may become necessary in the future.

The District Asylum at Ladysbridge, Banffshire, adequately provides for the pauper lunatics of the County of Banff. This Institution has hitherto been under the charge of a non-medical Superintendent with a Visiting Medical Officer, but the Banff County Council has taken the opportunity of the Superintendent's retirement to appoint a full-time resident Medical Superintendent in charge of the Institution.

The pauper lunatics of the County of Aberdeen are accommodated in the Aberdeen Royal Asylum under an Agreement with the Managers of that Institution, and in the Lunatic Wards of Buchan Poorhouse, while those of Aberdeen City who also were at one time accommodated in the Aberdeen Royal Asylum are provided for in the District Asylum at Kingseat, which was opened for the City patients in 1904. The Managers of the Aberdeen Royal Asylum are at present considering the question of extensions in order to meet the pressure on the accommodation, especially in the main building.

The death occurred during the year of Dr. Alexander, who had been Medical Superintendent of the Aberdeen District Asylum for 25 out of the 27 years of its existence. The vacancy has been filled by the appointment of Dr. Annandale, Senior Assistant Medical Officer at the Aberdeen Royal Asylum.

By arrangement with the Managers of the Montrose Royal Asylum, the pauper lunatics of the Counties of Angus (excluding Dundee City) and Kincardine, and the large burgh of Arbroath are accommodated in that Institution, while a number of Kincardine County patients are accommodated in the Lunatic Wards of the Kincardineshire Poorhouse at Stonehaven. Improvements which have recently been carried out in the Montrose Asylum are referred to in a previous paragraph.

The pauper lunatics of the City of Dundee are accommodated in the Dundee District Asylum at Westgreen and in the Lunatic Wards of the Dundee East Poorhouse (Maryfield Hospital). Recent improvements at the Dundee District Asylum include two commodious workshops—one for each division of the Asylum. The institution shows evidences of overcrowding and the Dundee Corporation are faced with the necessity of considering ways and means of meeting the situation.

The District Asylum at Murthly provides adequate accommodation for the pauper lunatics of the County and the Burgh of Perth. Accommodation for a number of harmless cases is provided in the Lunatic Wards of the Perth Poorhouse (Bertha Home).

The pauper lunatics of the Counties of Stirling, Dunbarton, West-lothian, and Clackmannan and the large burghs of Stirling, Clydebank, Dunbarton and Falkirk are accommodated in the Stirling District Asylum at Larbert. In 1916 a new hospital block was opened with accommodation for 120 patients, and in 1925 the District Board, with the approval of the General Board, purchased the Estate of Kinnaird, and a few working patients are accommodated in the mansion house there. The Combination is again faced with the necessity either of extending the existing accommodation or of otherwise meeting the



growing demands of this large district. A number of suitable patients are accommodated in the Lunatic Wards of the Dumbarton and Linlithgow Poorhouses.

The pauper lunatics of the Counties of Fife and Kinross, and of the large burghs of Dunfermline and Kirkcaldy, are suitably provided for in the District Asylum at Springfield, near Cupar. The County of Kinross was by the Local Government (Scotland) Act, 1929, combined with the County of Perth, but in the meantime the Kinross patients continue to be housed in the Fife Asylum. The accommodation at that institution is, however, becoming inadequate for the needs of the district. A certain amount of relief was provided by the recent erection of a Nurses' Home, but the combination of Local Authorities will require to consider the question of meeting the increasing demand for accommodation. A new dairy farm has been added to the Asylum lands, and will be ready for use very shortly. New cottages are being built for attendants. A scheme for a new and complete supply of water from the Cupar water supply is in progress, and arrangements have been completed for a new supply of electricity.

The City of Edinburgh has accommodation for its pauper lunatics at the District Asylum at Bangour, which is situated about 14 miles west of the City. It is one of the most recent of the Scottish Asylums, having been opened in 1905, and is built on the villa principle. A church has recently been added to the Institution. During the past year Dr. Keay retired from the post of Medical Superintendent, which he had occupied since the Asylum was opened; he has been succeeded by Dr. M'Alister, Senior Assistant Medical Officer at the Royal Edinburgh Hospital for Mental Disorders. By agreement, a small but decreasing number of Edinburgh City patients are housed in the Royal Edinburgh Hospital for Mental Disorders; apart from that the Asylum at Bangour provides adequate accommodation for the pauper lunatics of the district. A few harmless lunatics belonging to the City of Edinburgh are at present accommodated in the Lunatic Wards of the Poorhouses at Inveresk and Perth.

The pauper lunatics of the Counties of Midlothian (excluding Edinburgh City) and Peebles are adequately accommodated in the District Asylum at Rosslynlee, and to a small extent in the Lunatic Wards of the Inveresk Poorhouse.

The pauper lunatics of the County of East Lothian are adequately provided for at the District Asylum at Haddington, and to a small extent in the Lunatic Wards of the Inveresk Poorhouse. The Asylum at Haddington has a small amount of accommodation surplus to the requirements of the East Lothian County. This surplus accommodation is at present occupied mainly by patients from Glasgow City.

The Roxburgh District Asylum at Melrose provides adequate accommodation for the pauper lunatics of the Counties of Roxburgh, Berwick, and Selkirk.

The pauper lunatics of the City of Glasgow are accommodated in the Woodilee District Asylum at Lenzie, the Gartloch District Asylum at Gartcosh, the Govan District Asylum at Hawkhead, and in the Lunatic Wards of the Southern General Hospital, Govan. A certain number also are accommodated in the Paisley District Asylum at Riccartbar, Paisley, and the Renfrew District Asylum at Dykebar, Paisley, in both of which the Glasgow Corporation have an interest as the result of the changes under the Local Government (Scotland) Act, 1929. A number



of patients of the Govan district of the City are accommodated in the Kirklands Asylum which was formerly owned jointly by the Lanark and Govan District Boards of Control. By arrangement, following upon the changes under the Local Government (Scotland) Act, 1929, the whole of the Kirklands Asylum has been taken over by the Lanarkshire Combination, which consists of the County of Lanark and the large burghs of Airdrie, Coatbridge, Hamilton, Motherwell and Wishaw, and Rutherglen. The Asylum accommodation belonging to the Glasgow Corporation is quite inadequate to meet the needs of the City, and as a temporary arrangement Glasgow patients are boarded in the Aberdeen, Argyll and Bute, Dundee, East Lothian, Fife, Lanark, Midlothian, and Roxburgh District Asylums. The Corporation are at present building a large Institution for mental defectives on the Lennox Castle Estate, and it is hoped to relieve the congestion at the Glasgow Asylums by transferring to the new Institution a number of mental defectives who have had to be provided for under the Lunacy Acts, and also to convert the existing Certified Institution at Stoneyetts into an Asylum for pauper lunatics. The Corporation are faced with a very pressing problem, having regard to the annual increase in the number of pauper lunatics requiring to be provided for, and the fact that in many of the Asylums of other areas in which Glasgow patients are boarded all the accommodation is now required or is likely soon to be required for the pauper lunatics of the districts served by these Institutions. At the Woodilee Asylum a slight increase in the numbers resident has been made possible by the conversion of day-room accommodation to hospital purposes in order to house the ever-increasing number of patients requiring more or less permanent treatment in bed. The Nurses' Home at this Institution has become quite inadequate for the greatly increased nursing staff which has developed with the growth in the number of patients, and the question of its extension will require to be considered. At the Govan District Asylum recent additions include an excellent Solarium and a block for the segregation of typhoid and dysentery "carrier" patients, and new waiting-rooms, one on each side of the main building, have been provided for the use of visitors to the patients.

The pauper lunatics of the County of Lanark and the large burghs of Airdrie, Coatbridge, Hamilton, Motherwell and Wishaw, and Rutherglen are accommodated in the District Asylum at Hartwood, Lanarkshire, and the Kirklands Asylum at Bothwell. The latter Asylum as explained in the previous paragraph also accommodates a number of Glasgow patients. A number of suitable patients are accommodated in the Lunatic Wards of the Old Monkland Poorhouse at Coatbridge. During the past year a Home for Nurses was opened at the Hartwood Asylum, and as a result one hundred beds at the Asylum which had been occupied by nurses were set free for the use of patients. There is evident overcrowding at the male Reception Hospital, and the Authorities in the Combination are actively considering the matter. It is proposed to relieve the situation by providing an institution for adult mental defectives, and transferring thereto all the mental defectives in the Asylum who can be suitably provided for under the Mental Deficiency Act.

The District Asylum at Dykebar, Paisley, provides accommodation for the pauper lunatics of the County of Renfrew (exclusive of the large burghs of Paisley and Greenock) and the large burgh of Port Glasgow. The City of Glasgow has also a large interest in this Asylum, and a number of Glasgow patients are accommodated in it. The Institution is managed by a Committee representative of the City of Glasgow,



the County of Renfrew, and the Burgh of Port Glasgow. The Asylum, fortunately, is as yet free from the overcrowding difficulties so pressing in some other institutions, though two difficulties are beginning to present themselves in a minor degree. One is the accommodation in the hospital blocks, and the other is the accommodation in observation dormitories in the villas set apart for cases requiring constant observation. These difficulties tend to arise particularly in the villa type of Asylum, as the resident number of patients approaches the total accommodation, and so is apt to affect the classification devised for the separate villas.

The pauper lunatics of the burgh of Paisley are accommodated in the District Asylum at Riccartbar, and to a small extent in the Lunatic Wards of the Poorhouse at Craw Road. As the result of the re-arrangement of Lunacy areas under the Local Government (Scotland) Act, 1929, the City of Glasgow has a small interest in these Institutions. The Asylum at Riccartbar was for many years under the charge of a non-medical Superintendent, and the Asylum Authority took the opportunity of the Superintendent's retirement to appoint a resident Lady Medical Superintendent. Overcrowding is evident in this Institution, and it will be necessary for the Joint Committee of the Asylum to give this matter their early attention.

The pauper lunatics of the burgh of Greenock are accommodated in the Parochial Asylum at Smithston—the only Institution of its kind in Scotland. As the result of the changes under the Local Government (Scotland) Act, 1929, the Renfrew County has a small interest in this Institution.

The District Asylum at Lochgilphead provides adequate accommodation for the pauper lunatics of the Counties of Argyll and Bute. The Asylum Authorities recently acquired the old poorhouse buildings which adjoin the Asylum, and these have been made suitable for the accommodation of 60 patients. By an agreement made in 1929 with the Glasgow Corporation, all the beds in these buildings are reserved for the accommodation of Glasgow City patients for a period of 10 years.

The pauper lunatics of the County of Ayr and the large burghs of Ayr and Kilmarnock are accommodated in the District Asylum at Glengall, and to a small extent in the Lunatic Wards of the Cunningham Poorhouse. There is a certain amount of overcrowding at the Ayr District Asylum, which was intensified for a period as the result of the destruction by fire of the hospital section. The four new double hospital wards, which are now occupied, are up-to-date buildings, and present an attractive appearance. The opening of the hospital wards has noticeably diminished the overcrowding on the female side, and the overcrowding referred to above now exists mainly on the male side. The Authorities in the Combination have acquired part of the Estate of Dunlop and are adapting the Mansion House as an Institution for mental defectives. It is hoped that some relief will result from the transfer of mental defectives from the Asylum when Dunlop House is ready for occupation as a Certified Institution under the Mental Deficiency Act.

The pauper lunatics of the Counties of Dumfries, Kirkcudbright, and Wigtown, and of the large burgh of Dumfries are suitably accommodated in the Crichton Royal Institution at Dumfries, and to a small extent in the Lunatic Wards of the Wigtownshire Poorhouse. The provision of accommodation in the Crichton Royal Institution for pauper lunatics of the Southern Counties of Dumfries, Kirkcudbright, and



Wigtown, including the Burgh of Dumfries, is made in terms of Section 60 of the Lunacy (Scotland) Act of 1857, and Section 41 of the Mental Deficiency and Lunacy (Scotland) Act, 1913. A scheme has been completed for providing separate residential quarters for the staff and officials of the three divisions of the Institution by the opening of the Hostel in the Second Department. An interesting feature of this Institution is the fact that the water supply is provided from an artesian well. A second bore, 75 yards from the old one, has increased the water supply from 75 gallons to 200 gallons per minute.

#### IV.—OVERCROWDING IN ASYLUMS AND DECLINE IN “BOARDING OUT.”

In our last Report attention was drawn to the overcrowding in many of the District Asylums, and it was shown that on the basis of 60 square feet per patient for dormitories and 30 square feet per patient for dayrooms, which are regarded by the Board as desirable minima, there were, at 1st January, 1931, in residence in the District and Parochial Asylums 201 patients in excess of the dayroom accommodation, and 790 patients in excess of the dormitory accommodation. These figures were based upon returns received from the Asylum Superintendents in 1930. The total number of patients, certified and voluntary, in residence in the District and Parochial Asylums has increased from 13,386 at 1st January, 1931, to 13,744 at 1st January, 1932, so that the excess of resident patients at the latter date based on the floor area returned in 1930 was in respect of dayroom space 559, and in respect of dormitory space 1,148. It is obvious that the accumulation of pauper patients in Asylums must be due either to an increase in the numbers admitted, or to a decrease (a) in the numbers discharged recovered and unrecovered, or (b) in the number of deaths, or to a combination of these causes. It was shown in our last Report that in respect of the whole of the District Asylums there was an average excess of 213 in the number of admissions over the number of discharges and deaths during the five years 1926-30. The admission rate and the death rate are largely beyond the control of those concerned with an Asylum. The rate of discharges unrecovered is, on the other hand, to a large extent within the control of the Medical Superintendents of the Asylums and the Local Authorities concerned. Even in Asylums where the admission rate is not rising, the accumulation of patients can be prevented only by the steady discharge of suitable unrecovered patients, while in Asylums where the admission rate is rising such accumulation can be met only by an increased discharge of patients who have ceased to need or to benefit by Asylum care.

There is specific Statutory provision for the discharge of unrecovered lunatics from Asylums in Section XVII. of the Act, 25 and 26 Vict., Cap. 54, which reads as follows :—

“When it shall appear to the Superintendent of any Asylum or House that any Lunatic detained therein has so far recovered that he may be safely liberated without Risk or Injury to the Public or the Lunatic, such Superintendent shall grant a Certificate to that Effect, or procure one from the ordinary Medical Attendant of such Asylum or House, and shall transmit a Copy thereof to the Person at whose Instance such Lunatic is detained, or in the Absence of such Person to the nearest known Relative of the Lunatic, and in the Case of a Pauper Lunatic to the Person or Parish by whom the Expense of the Maintenance of the Lunatic is defrayed ; and on the Failure, within Fourteen Days from the Despatch of such



Copy Certificate of the Person to whom the same was transmitted to take Steps for the Liberation of such recovered Lunatic, such Superintendent shall intimate the Facts to the Board, who may direct such Inquiry into the Circumstances as they deem necessary, and if satisfied that the Lunatic has recovered, or that he may be safely liberated without Risk or Injury to the Public or himself, the Board may order his Discharge forthwith."

Under that Section the initiative falls to be taken by the Medical Superintendent or Medical Officer. A Local Authority, however, may by Minute remove the name of a pauper lunatic from the Poor Roll and authorise the Medical Superintendent to hand the case over to any responsible person who has given an undertaking to provide for the patient in a manner satisfactory to the Local Authority, and the Medical Superintendent is bound to discharge the patient on production to him of a certified copy of the Minute of the Local Authority unless he considers that discharge would be attended with risk to the patient or to the community, in which case he must report the facts to the Board, who, if they think fit, may authorise the lunatic's continued detention in the Asylum. As has frequently been pointed out, it is desirable that the Board should have the power of ordering on its own initiative the transfer of suitable patients to private guardianship, and also in certain cases to other institutions.

Of the 217 patients discharged unrecovered from District Asylums during 1931, only 60 were boarded out under guardianship in private dwellings, the remainder being removed from the Register and sent to the care of friends or removed furth of Scotland.

From the following table it will be seen that the annual number of admissions of certified patients to Royal and District Asylums in Scotland is fairly steady, with a slight tendency to fall in recent years, due in no small measure to the number of persons, not legally certifiable, who now enter Asylums voluntarily at an early stage of their malady when curative treatment is likely to be both speedy and effectual in its results. It will also be observed that with occasional fluctuations, the annual number of deaths is also fairly constant, so that one has to turn to the discharges for an explanation of the steady accumulation of patients in the Scottish Asylums.

#### ROYAL AND DISTRICT ASYLUMS.

(including Private Patients.)

Year.	Admissions (excluding transfers).	Discharges.		Transfers to other Establishments	Deaths.
		Recovered.	Not Recovered (excluding transfers).		
1931 ...	2,878	931	†331	232	1,328
1930 ...	2,976	1,089	314	241	1,308
1929 ...	3,043	1,100	337	265	1,523
1928 ...	3,205	1,096	377	237	1,352
1927 ...	3,038	1,094	427	238	1,378
1920 ...	3,652	1,289	548	660	1,456
1915 ...	3,489	1,320	495	1,169	1,719
1910 ...	3,200	1,207	476	316	1,283
1905 ...	3,206	1,363	529	378	1,221

† Of which 66 were "boarded-out" in private dwellings.



The number of patients discharged recovered from Royal and District Asylums fell from 1,363 in 1905 to 931 in 1931. That decrease is, however, partly due to the greater number of voluntary patients. Turning to the District Asylums, however, where the number of voluntary patients may be regarded as negligible, the number of recoveries fell from 991 in 1905 to 757 in 1931. As regards the discharges of the unrecovered, the numbers for Royal and District Asylums fell from 529 in 1905 to 331 in 1931, and for District Asylums alone from 339 in 1915 to 217 in 1931.

The overcrowding in District Asylums, which has already been referred to, can be remedied only by (1) the provision of more institutional accommodation, or (2) the discharge of patients who can no longer benefit by expensive curative treatment in an Asylum. Such discharge requires the co-operation of the Medical Superintendents of the Asylums and the Local Authorities, as under the present law the Board has no power to order discharge except in special circumstances. The steady decline in recent years in the number of patients boarded out from Asylums might suggest either that there are now fewer patients suitable for boarding out or that there is greater difficulty in obtaining suitable guardians. As regards the latter, there was a period during the war when, on account of temporary economic conditions, the Local Authorities did find difficulty in obtaining suitable guardians for patients, but with the post-war depression there has returned a readiness on the part of many people in the country to receive patients at a reasonable rate of board. It need not be denied that the undertaking of the guardianship of lunatic patients is done with the object of making some small profit, but when it is remembered that the average rate paid to a guardian for lodging and maintaining a pauper patient is 10s. 6d. weekly, there is not much allowed for the actual guardianship. Nevertheless, the Board's Deputy Commissioners report that there is no real lack of guardians throughout the country, but that they are not being supplied with patients.

As compared with the accommodation of lunatics in Institutions, boarding-out under guardianship in the country may, no doubt, involve more trouble to the Officers of the Local Authority, but the Board cannot regard this as a reason for incurring unnecessary and avoidable expenditure both in providing accommodation and in maintaining lunatics. On financial as well as other grounds no Local Authority can afford to ignore the advantages to be gained by the fuller use of the boarding-out system which has been such a success in Scotland in the past. For suitable patients the Board also hold, as strongly as ever, that the boarding-out system has many advantages.

From the point of view of the Local Authority, the Local Government (Scotland) Act, 1929, has tended to simplify matters from one aspect of administration. Formerly each parish was a unit of administration, and the boarding-out of patients was entirely in the hands of the numerous Inspectors of Poor. In some respects, that may have been an advantage. On the other hand, the Authorities under the Local Government (Scotland) Act, namely, the County Councils and the Town Councils of large burghs, each with a large area to administer, and with a greater aggregate of cases to deal with, are in a position to organise the boarding-out system in a way which, in the past, was only possible to the large urban parishes. It may be reckoned that with entirely new "providing" costs to be faced in the provision of increased Asylum accommodation, the difference in cost per head of an Asylum patient



and a boarded-out patient would be at the very least 14s. per week. That is worked out as follows:—

	Boarded-out.	In Asylums.
Average weekly cost of maintenance, ...	10s. 6d.	20s.
Clothing, ... ..	2s. 6d.	—
Visitation (say), ... ..	1s.	—
Approximate weekly "providing" costs,	—	8s.
	<hr/> 14s. <hr/>	<hr/> 28s. <hr/>

If the system of the boarding-out of the insane in private dwellings is to be successful, it must be thoroughly organised. Haphazard methods will not do, and, as already indicated, the changes under the Local Government (Scotland) Act open up opportunities for better organisation.

It will be observed from Table VI. in the Appendix to this Report that at 1st January, 1932, the total number of boarded-out pauper lunatics in Scotland was 1,361. The corresponding figure for 1900 was 2,703. This decrease may be slightly due to certification under the Mental Deficiency Act of a few patients of a type formerly dealt with under the Lunacy Acts. The total number of boarded-out rate-aided mental defectives at 1st January, 1932, was 1,166. The distribution varies considerably. Of the 1,361 boarded-out pauper lunatics at 1st January, 1932, 311 were Glasgow City patients, 192 belonged to Edinburgh City, and 217 belonged to the other large burghs, while 107 belonged to the County of Ross and Cromarty, 97 to the County of Inverness, 37 to the County of Aberdeen, 35 to the County of Moray and Nairn, 34 to the County of Fife, and 331 to the remaining counties. The percentage which these figures bear to the total number of pauper lunatics chargeable to each of these areas is as follows:—Scotland, 8.3 per cent.; Glasgow City, 7.6 per cent.; Edinburgh City, 14.5 per cent.; remaining Burghs, 5.9 per cent.; County of Ross and Cromarty 26.8 per cent.; County of Inverness, 24.6 per cent.; County of Aberdeen, 5.8 per cent.; County of Moray and Nairn, 16.0 per cent.; County of Fife, 5.9 per cent.; and remaining Counties, 6.4 per cent.

In the large cities there already exists an organised system of boarding-out, and it is extremely desirable that there should be similar organisation in all the large burghs and in the counties now that the duties of the Parish Councils have been transferred to County and Town Councils. If necessary, certain areas might usefully combine for the purpose, and it may be that existing Combinations for the provision and maintenance of District Asylums would effectively serve the purpose, particularly as the majority of boarded-out patients are transferred from Asylums. The employment of at least one whole-time Officer is essential, and the economies which would be effected would far outweigh the cost.

The statement at the top of this page shows that the estimated difference in cost between an Asylum patient and a boarded-out patient is approximately £36 per annum, so that the boarding-out even of 30 patients from an Asylum would effect a saving at a rate exceeding £1,000 per annum less, probably, a small portion of the expenses of a whole-time Officer.

Reference has already been made to the fact that the success of the boarding-out system depends as much upon the co-operation of the Asylum Superintendent as upon the organisation of the Local



Authorities. Lunatics are sent to Asylums primarily for curative treatment, and not for detention, though it may be that in certain cases detention is necessary in the public interest. Accordingly, when a patient reaches a stage at which, from a curative point of view, Asylum care can no longer be of any benefit and he can be discharged without risk of injury to himself or the community, the real purpose for which the patient was placed in the Asylum has been completed so far as it is possible to do so according to present medical knowledge, and, apart from the point of view of economy, the Statute contemplates the making of other arrangements for the patient's care. If an unrecovered patient who does not require further Asylum care cannot be discharged to his friends and his name removed from the Poor Roll, the obvious course is to endeavour to find a suitable person with whom he can be boarded. It is part of the treatment in Asylums to encourage the patients to do some kind of work, as suitable occupation has a therapeutic value. The result is that many of the patients become useful workers, especially on the Asylum farms and gardens, and the duty of discharging, as unrecovered, patients who do not require institutional care tends to be lost sight of on account of the fact that they are well cared for and probably very contented in the Asylum, besides being of use on account of their labour.

No patient is committed to an Asylum merely for detention, and it is as much the duty of a Medical Superintendent to call for the discharge of a patient who has so far recovered that he does not any longer require Asylum care, as it is to discharge a patient who has, in his opinion, actually recovered from the mental condition on account of which he was certified under the Lunacy Acts. No patient, although unrecovered, should be detained in an Asylum merely on account of the fact that he is a useful worker and, for the reasons stated, it is, in our opinion, contrary to the intention of the Statute to retain patients who might quite well be suitably cared for under guardianship in private dwellings. It has also to be borne in mind that the reason why District Asylums hold lands is not for the purpose of making profits, but to provide work as a therapeutic agent for the patients, and when suitable patients are boarded out endeavours should be made to fill their places in the Asylum farms and gardens and also in the domestic occupations by other patients who, in the course of their treatment, reach a stage when it is considered that occupation would be beneficial to them therapeutically.

The number of patients discharged recovered from Asylums depends largely upon the ages of the patients admitted, the particular mental diseases or disorders from which they suffer and the stage which the disease has reached at the time of admission. In mental, as well as in physical, disease the prospects of recovery are greater when the patient receives skilled medical treatment in the early stages of his trouble, and much is being done to encourage early treatment (1) by the establishment of Mental Observation Wards in association with Poor Law and other Hospitals, and (2) by an extended use of the provisions for the admission of persons to Asylums as voluntary boarders. Such cases as are dealt with in these ways are probably more or less of the type from which recoveries are expected and accordingly the recovery rate among certified pauper patients in Asylums is doubtless affected to a small extent.

It is interesting to note that of the 951 (450 male and 501 female) patients discharged recovered from Asylums during the year ending 31st December, 1931, 57 (29 males and 28 females) or 6.0 per cent. were



under 20 years of age, 185 (86 males and 99 females) or 19·4 per cent. were between 20 and 30 years of age, 501 (219 males and 282 females) or 52·7 per cent. were between 30 and 55 years of age and 208 (116 males and 92 females) or 21·9 per cent. were over 55 years of age.

The length of residence of those discharged as recovered was as follows:—732 (363 males and 369 females) or 77·0 per cent. were discharged within a year of admission; 120 (45 males and 75 females) or 12·6 per cent. were discharged after 1 year but before the expiry of 2 years from the date of admission; 66 (24 males and 42 females) or 6·9 per cent. were discharged after 2 years but before the expiry of 5 years from the date of admission; and 33 (18 males and 15 females) or 3·5 per cent. were discharged after a period of 5 years' residence in the Asylum.

While it is gratifying to record progressive results from the treatment of the insane in Scottish Asylums, it is imperative, from the point of view of the general health of the community as well as from national economy, to concentrate upon the prevention as well as the treatment of disease whether mental or physical. The extent of the inter-relationship between mental and physical health and disease is becoming more and more recognised. The prevention of mental disease, however, lies along the lines not only of improved physical health but also of better social conditions. Comparatively speaking, only a small percentage of the population have a mental breakdown in early life. As might be expected, it is mainly during the strain of middle life and with the approach of old age that mental conditions occur which require care and treatment in Asylums. There is no doubt that insanity is in many cases prevented by medical treatment given at the right time, and more might be prevented if there were less diffidence on the part of the public to obtain skilled advice and treatment before the malady becomes confirmed and chronic.

The extent to which mental and physical health are inter-related only emphasises the importance of the early medical treatment both of mental and of physical ailments.

Of the total of 3,167 (1,555 male and 1,612 female) patients admitted to Asylums during the year ending 31st December, 1931, 162 (88 males and 74 females) were under 20 years of age, 512 (269 males and 243 females) were between 20 and 30 years of age, 1,480 (707 males and 773 females) were between 30 and 55 years of age and 1,013 (491 males and 522 females) were over 55 years of age. In other words, 5·1 per cent. of the total admissions were under 20, 16·2 per cent. were between 20 and 30, 46·7 per cent. were between 30 and 55 and 32·0 per cent. were over 55 years of age.

It is interesting to note that 78·7 per cent. of the patients admitted to Asylums were over 30 years of age and that the recoveries among patients over 30 amounted to 74·6 per cent. of the total recoveries for the year.

The mortality among patients in Asylums is relatively not large and, as will be seen from a reference to Table XII. on pages 26–29 of the Appendix to this Report, only 511 or 37·9 per cent. of the 1,349 patients who died in Asylums during the year 1931 were the result of mental diseases or diseases of the nervous system. Of the 1,349 patients who died, 18 (12 males and 6 females) or 1·3 per cent. were under 20 years



of age, 77 (37 males and 40 females) or 5.7 per cent. were between 20 and 30 years of age, 391 (210 males and 181 females) or 29.0 per cent. were between 30 and 55 years of age and 863 (405 males and 458 females) or 64.0 per cent. were over 55 years of age.

#### V.—GENERAL PARALYSIS OF THE INSANE.

It will be observed from Table XII. of the Appendix to this Report that of the total number of deaths which occurred in Scottish Asylums during the year ending 31st December, 1931, 110 or 8.2 per cent. were from general paralysis of the insane. In the previous year, the total number was 121 or 9.1 per cent., while for the quinquennials 1924—1928, 1919—1923 and 1909—1913, the average annual number of deaths from general paralysis of the insane was 147, 178 and 203 respectively and the percentages 10.5, 10.9 and 14.8 respectively.

The total number of cases of general paralysis of the insane admitted to Scottish Asylums during each of the past 10 years 1922—1931 and the number treated by (1) induced malaria and (2) other methods is as follows:—

	YEAR.									
	1922.	1923.	1924.	1925.	1926.	1927.	1928.	1929.	1930.	1931.
Total number of persons admitted suffering from general paralysis of the insane - - -	201	182	172	150	156	169	175	186	180	161
Number treated by induced malaria alone -	—	5	8	18	24	36	28	43	34	43
Number treated by other methods, i.e., other than induced malaria alone - - -	48	50	62	57	53	51	54	82	74	84

From Returns which have been received from all the Scottish Asylums, it appears that during the 10 years ending 31st December, 1931, 403 patients who had been treated for general paralysis of the insane were discharged, 116 after treatment by induced malaria and 287 after treatment other than by induced malaria alone. Of that number, 99, including 40 after malarial treatment, were discharged as recovered, 110, including 48 after malarial treatment, were discharged as "relieved" and 194, including 28 after malarial treatment, were discharged as "not improved."

Of those discharged during the 10 years under review, 140, including 69 who had been treated by induced malaria, have not, so far as is known, been readmitted to Asylums: 34, including 16 who had been treated by induced malaria, were returned to Asylums within 6 months of discharge, 16, including 7 who had been treated by induced malaria, were returned to Asylums after 6 months but within a year of discharge, and 19, including 5 who had been treated by induced malaria, were returned to Asylums more than a year after discharge. The number of patients in Scottish Asylums who were suffering from general paralysis of the insane at 1st January, 1932, was 345, (263 males and 82 females).



## VI.—PATIENTS IN PRIVATE DWELLINGS.

## NUMBERS OF PRIVATE AND PAUPER LUNATICS.

The number of lunatics other than paupers who were provided for in private dwellings, with the sanction of the Board, on 1st January, 1932, was 70. Of these 26 were persons whose means have been placed under curatory by the Court of Session or by a Sheriff Court. Of the whole number, 26\* were in houses which possessed special licences for the reception of not more than four patients, and 44 were placed singly in houses which, having only one patient, require no licence. The number of houses possessing special licences for the reception of private patients was 40 on 1st January.

All pauper lunatics, wherever placed, come upon the register of the Board, and we are fully informed by visitation or otherwise as to the mode in which they are provided for, and of every important fact concerning them. The relation of the central authority to every individual member of the pauper class of the insane is peculiar to Scotland. In no other country is every lunatic whose maintenance is contributed to from public sources under the direct supervision of the central authority. The number of pauper patients provided for with the sanction of the Board in private dwellings on 1st January, 1932, was 1,361, showing a decrease of 45 compared with the preceding year. The number admitted during the year to the roll of pauper patients in private dwellings was 76, which is 5 more than last year. Of these, 7, or 5 less than last year, were resident in private dwellings when first reported to the Board and remained with our sanction under private care, and 69 or 10 more than last year, were removed from Asylums. Of the total number of pauper patients in private dwellings, 15 were certified sane during the year, 4 were removed from the poor-roll by their friends, 55 were removed to Asylums, and 47 died—the death rate being equal to 33 per 1,000.

During the year 1931, all lunatics and mental defectives in private dwellings were visited by the officers of the Board.

Dr. Ferguson Watson reports as follows :—Generally, the care and supervision of boarded-out patients attains a remarkably high standard of proficiency. The great bulk of guardians have housed patients for many years. In numerous instances their children have been reared in the same house, have taken their food at the same table, have regarded the patients as part of the household, and had become so devoted to them that when a parent died a son or daughter took over the duties of guardian. Such instances are not rare, and there are in Scotland a great many guardians at the present moment who are grandchildren and even great grandchildren, of the original guardian. Some of the most capable, the most devoted, and the most conscientious unrelated guardians are spinsters, whose chief object is neither profit-making nor a desire for the exploitation of cheap labour, but a genuine desire for companionship, and practical sympathy for those unable to guide their own lives.

It is seldom that any adverse remark is made in respect of old, established guardians. They welcome the official visit, they keep their patients clean, they dress them well, supply a dietary which is generally much superior to that which the patient had at home, vary the meals in such a way as to prevent monotony, and while they exercise tact

\* Includes 2 private patients resident in houses licensed for pauper patients.



and discrimination in supervision and discipline, they allow that amount of freedom which cannot possibly be allowed to patients in an Institution.

In addition to the supervision by their guardians, lunatic and mentally defective patients are visited every quarter by the local Medical Officer for the district, and twice annually by the Inspector of Public Assistance. Such visitation is statutory, and before the passing of the 1929 Act was done generally by the Inspector himself in the rural areas; since that date it has been done by Assistants with the result that few County Inspectors have first-hand knowledge of the patients. In addition to that visitation, all mentally defective patients are seen twice, and all lunatic patients at least once, per annum by a Deputy Commissioner. In the past a certain amount of irregularity has been reported in respect of the visitation by Officers of the Local Authorities, but since the Local Government (Scotland) Act, 1929, became operative, *i.e.*, since each County appointed a Public Assistance Officer, visitation has been much more regular. During the war, and for some years afterwards, it was difficult to get Medical Officers to record four visits per annum, though, as a rule, if they were not recorded they were generally made.

In past reports little has been recorded with regard to the devotion to duty and the sacrifices made by rural Medical Officers. In one of the most remote areas in Scotland, the Medical Officer received a summons to see a certified patient. He travelled 20 miles by road, found the sea rough and the boatmen refused to row him over the 2 miles to the island. No other boat was available, and he took the boat and rowed himself, reached the house at 11 p.m. but did not get back to his own home till nearly 4 a.m. Another medical man could not use his car owing to deep snow, and he spent several hours in a trap during the night, and finally had to walk over a hill which did not even have a "bridle path." In a third instance an urgent call came from a distant island while a storm was raging. A fishing smack was procured and was manned by four men. The boat was wrecked on the rocks. The doctor, though soaked with water, saw the patient, who had had a minor epileptic fit, but he had to remain on the island for three days in a small house (there are no hotels on that island) before he could be taken off. It has been said, and in my opinion unjustly said, that the Insurance Act of 1911 has broken down the old relationship between doctor and patient. That may, to a certain degree, be true of the South and in the large cities, but it is certainly not the truth regarding the Highlands and Islands in the North of Scotland.

Dr. Gibson reports :—The general condition of the boarded-out patients continues to be satisfactory in those parts of the country which I have visited. The past year has given a further opportunity to watch the results of the Local Government (Scotland) Act, 1929. Formerly the administration of the boarded-out patients fell within the sphere of duty of Parish Councils. Many of those bodies were deeply interested in the working of this system of which they had a thorough understanding. It is becoming evident that a similar interest is developing among many of the new bodies who have taken over the duties of the Parish Councils. This is very encouraging, especially when members of the Councils take the trouble to go and see the working of the system for themselves, and do not depend merely upon the reports of others. The more local authorities become familiar with the system, the more it will be realised that there are other methods of dealing with mental patients than by keeping them in institutions. Many persons faced



for the first time with the problem of mental illness and its treatment are apt to be over-impressed by the ordered tidiness of institutions. They watch the patients being well tended in the hospital by competent and kindly nurses. They observe the aged being tenderly cared for in the infirm wards. In other departments they see the inmates dressed more or less alike with well-brushed boots and well-washed faces. The polished floors, the new painted walls, the well-scoured tables, all appeal to their sense of order. And all these things are necessary in any institution if it is to be administered effectively. But while this disciplined régime may be necessary for dealing with certain forms of mental disturbance, it is not required for all. To some patients the stereotyped orderliness and undeviating regularity of an institutional programme must be disagreeable and monotonous. For many of these patients the Boarding-out System is peculiarly well suited. The absence of routine, the minimum of discipline and the almost complete freedom, are a great contrast to the uniform plan of institution life, and when these are combined with a homely atmosphere, good food, comfortable quarters, and kindly guardianship, a situation is provided which is ideal for the treatment of certain types of patients. From such a comparison it will be readily understood why so few boarded-out patients express a desire to be returned to Institutions. Occasionally a patient is met with who is obviously out of touch with his surroundings, who finds the country dull and longs for the company in the Institution, the weekly dance and the "pictures." The few who are sent back to the asylum usually return to their guardians in the country where, they readily admit, they are happier and more comfortable.

Some mentally defective patients improve very definitely under the individual attention which it is possible to obtain in private dwellings. Association with the normal members of the household has a beneficial effect. The sight of the guardians' children at their lessons arouses ambitions, and several patients have been known to learn to read and write who resisted all the efforts of teachers at special schools and Institutions. Others, after a residence of a few years in the Highlands, have learnt to understand, and one or two even to speak, Gaelic. Some show an improvement in character as well as in intelligence, and, after a preliminary month or two of restlessness, settle down in the less conventional environment and under the encouraging influence of an understanding guardian.

During the past year I have found that, in general, the duties of doctors and inspectors are satisfactorily performed.

The provision of clothing has varied in different districts. In most areas the supply has been satisfactory. Some patients are interested in their personal appearance, and are careful about their clothing; others are untidy and are extremely hard on their clothes. Some patients lead comparatively sedentary lives, or are mainly engaged in household duties; others work outside, sometimes in bad weather, engaged in various forms of farm labour, from cleaning byres to planting potatoes. It will at once be obvious that the same supply of clothing will not be appropriate for every patient. The type of clothing supplied has, on the whole, been satisfactory.

The health of the patients has been good, particularly in the case of patients boarded out in rural districts, and especially where they have been living on crofts and farms. The supply of good food, which is one of the features of the Boarding-out System, and the fresh air



and exercise are largely responsible for the well-being of these patients. In many instances where patients live with their relatives the same satisfactory conditions do not exist. This is especially the case where the families are resident in industrial areas. Every year several patients are seen in their own homes, who would obviously be better cared for and enjoy better health in a Specially Licensed House in the country or in an Institution.

There are signs that more persons are coming forward who are anxious to become guardians. This may be due to the present national situation and the financial stringency. Whatever the cause, they are of a most satisfactory type, and occupy houses eminently well suited for the housing of defectives.

It is a pleasure to be able to report that guardians in the vast majority of cases continue to perform their duties satisfactorily. Patients are looked after with consideration and kindness. Medical Officers and Inspectors are regular in their visitation and ready to adopt any reasonable recommendation for the comfort and care of patients.

Dr. Fraser says:—I have to report that the standard of care and supervision of curatory and private patients, and of rate-aided lunatic and certified mentally defective patients in the districts in my area continues to be most satisfactory.

It is noticed that as time goes on fewer certified mentally defective patients require to be removed to establishments from guardianship in private dwellings. In 1930, 10 had to be removed; in 1931 only 4. This is due in part to the slightly increased institutional accommodation available, but, in my opinion, it is much more the result of experience in placing such cases.

The points to be specially considered in the boarding-out of defectives are:—(1) the type of patient; (2) the choice of guardian to suit the patients; and (3) the manner in which the duties of guardianship are carried out.

(1) With regard to the first point, there is no doubt that more suitable cases are being selected than in the early days after the passing of the Mental Deficiency and Lunacy (Scotland) Act, when, owing to lack of institutional accommodation unsuitable cases had to be placed under guardianship to ensure a certain amount of supervision. The care with which the Superintendents of Certified Institutions and the Public Assistance Officers select the cases for boarding-out has contributed greatly to the success of this method of dealing with the mentally defective patient.

(2) The choice of guardian devolves upon the Public Assistance Officers, and I have nothing but praise for the manner in which this duty is carried out, and the pains taken by these Officers to find a suitable guardian for each patient. In very few cases have I found it necessary to advise a change of guardian, though I have frequently been consulted as to the placing of a patient. I have always found the Public Assistance Officers most co-operative and helpful in their willingness to give full and sympathetic consideration to any suggestion made for the good of a patient.

(3) With regard to the carrying out of the duties of guardianship, this again calls for the highest praise as it is by no means an easy task. Often the defective has received no previous training and comes from



a poor home. He is used to city life, and frequently has great difficulty in settling down to a regular routine, even to regular meals, and great tact and understanding have to be exercised to enable him to make the adjustment.

The change in the attitude of guardians towards the mentally defective patient is striking. The guardians of old were used to the care of lunatic patients, mostly demented, giving them occupation, a good home, good food, a comfortable fireside, treating them with kindness, and not worrying them. The guardians of the mentally defective now appreciate that such patients react to stimulation, and are no longer content simply to provide them with a good home, give them something to do, and to watch that they do not get into mischief. They are doing much more constructive work, taking an interest in their interests, stimulating them, giving them responsibility, increasing self-respect, and in the end rejoicing in the great improvement they have effected. They are also taking more interest in the patients' leisure hours. One guardian takes his two defective boys to the "pictures" once a week. During the general election he took them to political meetings and to the polling station (but in no way influenced their vote). In another house where there are two defective boys the members of the family are all musical, as is one of the patients, who can play the melodeon, the organ, and the piano.

Another boy, who plays the American organ, was called on to play in a country Church several Sundays during the absence, through illness, of the organist.

A girl on a farm has a pet cat which follows her about wherever she goes. She sells its kittens at 2s. 6d. each. She helps to feed the hens, and every year is given a clocker and a setting of duck eggs which she hatches. She sells the clocker and the ducklings, and when she has saved a little money, she and her guardian have a day in town where she buys a few personal articles.

These are only a few of innumerable examples which serve to illustrate how guardians are endeavouring to give their patients a normal, interesting home life.

I am still of the opinion that the small farm or croft is the best type of home for the mentally defective boy. The larger farms are more suited to the lunatic patient. At the same time there does not seem to be any reason why the large farm should not be useful in the case of feeble-minded lads, provided the guardian takes a personal interest and has an understanding of the situation. In these farms an opportunity is afforded of determining whether the patient is capable of mixing with others and of working for himself, and whether he can be ultimately discharged. The question of discharge is always a difficult one, as the boy or girl who may do splendidly when under supervision and free of responsibility, may fail completely when "on his own." The larger farm may accordingly be a better testing ground. There is no doubt that many feeble-minded boys and girls can work for themselves and take a place in the community provided they are properly handled and properly trained. For those who doubt this the following case is of interest.

It is that of a lad, aged 20, who had got into the hands of the police for attempted theft. He was unstable, easily influenced, and subject to attacks of confusion and depression. His general intelligence



was good, and he was fond of reading. He was placed with a specially good guardian in Mull, where he improved steadily, and began to take an interest in farming. After two years he was sent to a larger farm on the mainland. He did so well that he was discharged after a year, but remained on the same farm as a hired hand. I saw him there a year later when visiting a defective boy on the same farm. The farmer had recently suffered from an accident, and the patient had taken complete charge during the incapacity of his master. He was also looking after and training the defective boy.

Although this case illustrates the possibility of the mentally defective working for themselves and earning a living in suitable surroundings, it does not dispose of the necessity for some form of kindly interest and supervision. I am doubtful if a mentally defective patient should ever be free from some form of supervision. To remain a certified defective is undoubtedly a handicap for the capable working patient, while discharge without any supervision may mean disaster.

Friendly supervision can be obtained through the Voluntary Care Committees which are now established throughout the country under the auspices of the Scottish Association for Mental Welfare, there being now 23 such Committees. Their activities are rendering the statutory care of defectives much more effective, both by increasing public knowledge of and interest in mental deficiency, and by establishing occupation centres for uneducable children and employment centres for older trained defectives who are unemployable or, for the time being, unemployed.

Although these centres are primarily established for the non-statutory cases, I have had several certified patients attending occupation and employment centres. The Instructors have been most helpful in arranging for the admission of such cases as I have had brought to their notice. A mongolian imbecile girl of 18 living in her own home in a poor part of the City had never been to school. Her greatest desire was to go to school like other girls, and her proudest possession was a school bag. She was restless and discontented, and a great burden to her mother. The teacher of the nearest occupation centre kindly agreed to give her a trial. Now she is learning to knit, and is one of the happiest little patients in my district. Incidentally, the atmosphere of unrest has been removed from the home and the mother relieved of some of her heavy burden.

#### VII.—EXPENDITURE BY LOCAL AUTHORITIES ON PAUPER LUNATICS.

According to returns furnished by Local Authorities expenditure on pauper lunatics for the year ended 15th May, 1931, was as follows :—

On pauper lunatics who were under care for longer or shorter periods during the year in asylums, lunatic wards of poorhouses, and private dwellings, and for other expenses connected with them, a total sum of £993,041 was paid ; of which £863,903 was for maintenance in Royal and District Asylums, £61,803 was for maintenance in Greenock Parochial Asylum and in lunatic wards of poorhouses, £47,494 was for maintenance in private dwellings, and £19,841 was for certification, transport, and other expenses. Of this expenditure £57,295 was repaid by relatives and others. Contributions amounting to £115,703 were formerly made from the Local Taxation Account, in terms of Section 22



of the Local Government (Scotland) Act, 1889, and of Section 2 of the Education and Local Taxation Account (Scotland) Act, 1892. These contributions are now merged in the general Exchequer Contributions to Local Revenues payable under the Local Government (Scotland) Act, 1929.

The average charges for pauper lunatics are as follow :—

	Weekly per head.			
In Royal Asylums, ... ..	...	...	...	21s.
In District Asylums, ... ..	...	...	...	19s. 2d.
In Lunatic Wards of Poorhouses, ... ..	...	...	...	12s. 5d.
In Private Dwellings, ... ..	...	...	...	12s. 11d.

#### VIII.—DANGEROUS LUNATICS.

The following statement shows the number of persons sent to asylums as dangerous lunatics in each of the ten years 1922-1931, at the instance of the Procurator Fiscal, under the provisions of the 15th Section 25 and 26 Vict. cap. 54 :—

1922	-	-	-	0	1927	-	-	-	8
1923	-	-	-	0	1928	-	-	-	2
1924	-	-	-	0	1929	-	-	-	2
1925	-	-	-	0	1930	-	-	-	0
1926	-	-	-	2	1931	-	-	-	0

#### IX.—ALIEN LUNATICS.

During 1931, 10 pauper lunatics were removed from Scotland as having no settlement in that country. Of these patients, all of whom were removed from asylums, 6 were sent to England, 3 to Ireland, and 1 to another country.

#### X.—LUNATICS UNDER JUDICIAL FACTORS.

At the end of December, 1931, there were 1482 persons reported to us by the Accountant of the Court of Session as under judicial factory in consequence of mental unfitness for the management of their affairs. This number is exclusive of some cases in which the means of the wards have been exhausted, though the factory has not been formally discharged by the Court.

These persons were disposed of in the following way :—

- 1,132 were in asylums in Scotland ;
- 270 were in private dwellings in Scotland under the care either of relatives or of unrelated guardians ; and
- 80 were resident either in asylums or private dwellings beyond the direct jurisdiction of the Board.

All patients resident in Scotland whose estates are under the management of judicial factors were visited by our officers during the year, except some whose position and circumstances were otherwise satisfactorily known, and in whose cases visitation was thought undesirable.



# XI.—THE NUMBER AND DISTRIBUTION OF MENTAL DEFECTIVES AT 1ST JANUARY, 1932.

The number and distribution of certified mental defectives on the Register of the Board at 1st January, 1932, were as follows:—

	Private.			Rate-Aided.			Totals.		
	M.	F.	T.	M.	F.	T.	M.	F.	T.
Certified Institutions for Adults -	2	...	2	448	495	943	450	495	945
Certified Institutions for Juveniles	74	46	120	606	576	1,182	680	622	1,302
Private Dwellings - - -	5	2	7	589	577	1,166	594	579	1,173
The State Institution - -	...	...	...	...	...	...	9	1	10
TOTALS - - -	81	48	129	1,643	1,648	3,291	1,733	1,697	3,430

The following are general results during 1931 as compared with 1930 in regard to registered mental defectives;—

There was a total increase of 131, due to an increase of private patients by 3, an increase of rate-aided patients by 124, and an increase of 4 patients in the State Institution.

The total increase of 131 arose from an increase of the number in institutions by 82 and an increase of the number in private dwellings by 49.

The increase of 82 in institutions arose from an increase of 3 private patients, an increase of 75 rate-aided patients and an increase of 4 patients in the State Institution.

The increase of 49 in private dwellings arose from an increase of 49 rate-aided patients.

## XII.—STATISTICS OF CERTIFIED INSTITUTIONS FOR MENTAL DEFECTIVES.

(SEE TABLES AT END OF APPENDIX TO REPORT.)

### *Admissions.*

The total number of patients admitted to Certified Institutions during 1931 was 221, which is 155 less than in the previous year.

Of the 221 patients admitted, 9 were private patients and 212 were rate-aided patients, as compared with 14 and 362 in the previous year.

### *Discharges.*

During 1931 there was a decrease of 28 in the number of discharges from institutions, the total number discharged being 106, of which 4 were private patients as compared with 5 in 1930.

### *Deaths.*

The number of deaths during the year was 37—an increase of 3 as compared with the number for the previous year.



The recorded main and contributory causes of death were as follow:—

Pneumonia and other pulmonary diseases, - - -	14
Epilepsy and convulsions, - - - - -	9
Diseases of the heart and blood vessels, - - -	7
Tuberculosis, - - - - -	6
General paralysis and other diseases of the brain, - -	5
Diseases of the alimentary, glandular, and genito-urinary systems, - - - - -	3
Diseases of the spinal cord and nervous system, - -	2
Influenza, - - - - -	2
Cancer, carcinoma, sarcoma, malignant diseases (excluding malignant diseases of the brain), - - -	2
Dysentery, diarrhoea, and infective enteritis, - - -	1
Abscess, septicaemia, - - - - -	1
Typhoid and other infectious and contagious diseases, -	1
Debility and old age, - - - - -	1

During the year many patients were allowed home from institutions for a holiday in the summer at the discretion of the Medical Superintendent. In addition to those so liberated, 21 patients were allowed to leave the institutions with the sanction of the Board on periods of licence varying from 3 months to 12 months in order to test their fitness for discharge to their homes. Of that number 5 were ultimately discharged from the Registers, 2 were placed under private guardianship, 3 were returned to the institution, and 11 were still absent on licence at the end of the year.

#### *Escapes from Institutions.*

The whole number of escapes during 1931 was 19. Of these 14 were brought back to the institution, and 5 were discharged.

#### *Defectives under Guardianship.*

During the year ended 31st December, 1931, 107 aided mental defectives were certified and placed under guardianship (including 16 dealt with by judicial order and 1 by order of the Secretary of State for Scotland), 39 aided patients were discharged from guardianship and 19 aided patients died. The following table shows the class and sex of the defectives certified during the year:—

Adults.		Children.		Total
M.	F.	M.	F.	
0	464	14	7	107

The following is taken from an interesting survey by Dr. Fraser, Deputy Commissioner, of the records of a number of mental defectives boarded under care in private dwellings:—

At a Conference on Mental Deficiency, held in London in December, 1930, the statement was made that when defective patients were placed under guardianship it was necessary to change the guardians every 2 or 3 years, as otherwise patients became restless and discontented, only settling down again when the environment was changed. As this view is quite contrary to our experience, I thought it would be of interest to make a detailed study of certified defectives under unrelated guardianship in my district. The results of this survey may be of interest. I made this detailed survey in 43 cases, 26 males and 17 females. These were not specially selected, but taken as they came in the course of visitation. The ages ranged from 16 to 42, the majority being between 20 and 30 years of age. The points I considered were:—(1) the number of different guardians each patient had been under; (2) the number of years with



each guardian; (3) the reasons for change of guardian where such occurred.

1. *No Change of Guardianship.*—In 24 instances, or over 50 per cent., there had been no change of guardianship. One of the boys had been boarded out only one year, but of the remaining 23 patients, the number of years under one guardian varied from 2 to 17, 8 having been over 10 years in the same home. Two of the boys and 5 of the girls had been practically all their lives with the same guardian, having been boarded-out children previous to certification.

2. *One Change of Guardianship.*—In 13 instances—8 boys and 5 girls—there had been only one change of guardian. The following were the reasons for the change in these cases:—

(a) *Boys.*—Three of the boys became restless and unsettled. One of these did not get on with another patient in the same home. He was transferred to a small farm where he settled down and became a good and interested worker, and he has remained there for the last 10 years. The second was upset by the interference of his father. He was transferred to his father's guardianship, but remained only 6 months as conditions were unsatisfactory. He was again sent to the country to a guardian further from town, and he has been happy and settled for the last 4 years. The third was with a guardian who proved to be unsuitable for the particular case. He ran away twice, but he is now quite happy with another guardian who takes more interest in him.

The size of the farm is sometimes the cause of the misfit. For instance, a boy of poor physique who could not work on a farm was transferred to a small croft where he has been for the last 4 years doing odd jobs; he is now bright and happy and greatly improved in physique.

It is to be noticed that in each of these 4 cases the patient at once settled down when suitable adjustments were made.

Two of the other boys had to be transferred as the guardians were ceasing to keep patients.

Of the remaining 2 boys, 1 was a boarded-out boy who, when he was certified at 16, had to be removed to other guardianship as a female patient was resident in the house. The other was also a boarded-out boy who, for 4 years, was under guardianship in the town in order to attend a Special School, and was then transferred to a guardian in the country, where he has remained 11 years.

(b) *Girls.*—Five girls had had one change of guardian. In all of these the change had been necessitated by the guardian giving up patients. Two had been 9 years with one guardian, two 11 years and one 5 years.

3. *Two or More Changes of Guardianship.*—Five boys and 1 girl had changed guardian more than once.

(a) *Boys.*—Four had been with 3 guardians and 1 with six. A somewhat more detailed account of each case is of interest.

In one case the father had been interfering and made the boy unsettled. He was sent to a second guardian, who proved to be unsatisfactory. He was then transferred to a third guardian resident on a small croft where he is treated as one of the family; he is now quite settled and doing well.

The second case is that of a patient of 32 who had been 13 years in Certified Institutions. He was a high-grade imbecile, quiet, pleasant, and good-natured, who was given to wandering away without any apparent object in view. He was placed on a farm where he did well for 4 years, then he wandered off one day to visit his parents, meaning,



according to his guardian, to return the same night. He was returned to the same guardian, but a year later he was removed to hospital for dental treatment, and on his discharge he was placed with a second guardian on a large farm. Here he mixed with the hired men, was allowed to do much as he pleased, started keeping late hours and having undesirable companions. When this was stopped he became unsettled, could not understand why he was not allowed his freedom like the others, and at the end of a year ran away. He was then removed to a large farm where there was hired labour, but where the guardian was specially experienced, taking a particular interest in his patients, and showing pride when they improved. He has been there 2 years, and appears to be quite settled.

The third was one of those restless, discontented, high-grade cases who are difficult to place. He was an excellent worker, and fully cognizant of the fact. He felt he should be working for himself, and could have done so but that he was excitable, unstable, and subject to violent tempers. After being tried with two guardians  $1\frac{1}{2}$  and 3 years respectively, being most unsettled and running away continually, he was placed with the same experienced guardian as the previous case. The fact that he has been 8 years with this guardian speaks well for the efficiency of the guardianship.

The fourth case was that of an imbecile lad of 27 who had been in Certified Institutions, was slow and dull, and had acquired no education. He was placed first on a large farm. The farmer felt he had not the time to give to his training and requested his removal after two months' trial. He was then sent to a small farm where he had individual attention. After being 5 years there he had an acute illness, after which he became sullen and bad-tempered, and his removal was called for. He was sent to another large farm, but ran away after a year. He was then sent to an excellent guardian, but there were other 3 patients there, and as he did not appear to like being one of a crowd he walked off after 6 weeks and arrived at the house of his second guardian—a distance of about 50 miles. He has now decided that he is happier there than anywhere else and intends staying.

The history of the boy who was with 6 different guardians is of special interest. He was boarded-out as a small child with an elderly woman in a small country cottage. There were several other children there, and he had a happy home life. He attended the village school, but did not get beyond Standard II. His foster-mother found that he had periods of excitement which as he became older she found more and more difficult to control. He was a strong healthy lad, and capable of work, so he was sent to a farm. Here he was treated as a farm hand, resented not being allowed into town with the other men, and became so difficult that he had to be removed at the end of a year. He was sent to another large farm where conditions were unsatisfactory and he was again removed. His fourth home was a small farm run by a widow, where he was treated as one of the family and worked the land along with his guardian's sons. He became a good farm worker, was thoroughly interested, and even learned to plough. He was there 3 years, doing well, when his guardian had to give up the farm owing to ill-health. The new tenant kept the boy on. He was kind, but had no experience in the care of patients. Hired labour was employed, and he was treated as a farm servant. The patient was allowed into the village where, along with other lads, he was charged with creating a disturbance of the peace. He was then sent to a croft where he works with his guardian, is happy, and doing exceedingly well under close supervision.



(b) *Girls*.—Only one girl was with more than 2 guardians. She was a low-grade imbecile who had been a boarded-out child before certification. Her first two guardians found her dirty in habits, and took no trouble to train her. She was then sent to a little cottage on the hills under the guardianship of an old woman and her elderly daughter. There she was taught to dress herself, to be clean in her habits, and after a year was able to do little odd jobs, such as drying dishes and getting sticks. From an untidy, dirty, listless child she was transformed into a clean, tidy, happy girl, constantly singing and laughing. She has been with this guardian 12 years.

From this survey it would appear that frequent changes of guardian are the exception rather than the rule, and that mentally defective patients, both male and female, can and do settle down happily in good homes.

There arise, however, questions of interest and importance, such as the extent to which (1) the type of case, (2) the degree of defect, (3) the early training and education, (4) the kind of residence, and (5) the manner of treatment have to be taken into account in considering the ability of a defective patient to settle for any length of time in one home.

*Degree of Defect*.—In the cases under consideration this did not appear to be significant. All the male patients were certified as feeble-minded or imbecile, capable of training and of some degree of education. With 3 exceptions they were all of the quiet, contented, good-natured type. Of the 3 exceptions, 1 was the boy who had been only a year under guardianship—the restless, difficult type of case who is better under institutional care. The other two were the cases who only settled under an experienced guardian. All the girls, with 2 exceptions, were certified as feeble-minded. Two were classified as imbecile, one high grade, the other very defective. Fifteen of the girls were feeble-minded, bright girls, and of these only 4 were of the unstable type.

*Early Life and Training*.—With regard to this matter, my survey is not complete, and much more detailed information would be necessary before definite conclusions could be formed. One or two points of interest, however, do arise.

Of those who did well under guardianship, a number were brought up in the country or small towns and attended the village school. It is interesting to find that 5 of the boys who did best had been boarded-out in the country as children, and that 3 were in the homes of widows where there was no man resident. This is illustrated by the case of a boy of 17 who was boarded-out on a small croft with a widow, who had also a boarded-out normal boy of the same age. Their guardian and her daughter worked the croft. The mentally defective boy was certified at the age of 5 as uneducable, but was allowed to attend the village school along with the other boy, remaining there until he was 14 years of age. Great pains were taken in his upbringing both by his guardian and his teacher. As a result, he developed into a polite, considerate boy, interested in the work of the croft, doing his own jobs well, and fast becoming his guardian's "right-hand man."

Four of the girls were also children boarded-out in the country, and continued in the same home after certification.

Of the city cases, those did best who came from good homes and who had special school or institutional training.

*Type of Home and Method of Treatment*.—Of the boys who had had no change of guardian, all, except one, were placed on small farms or



crofts where there was no regular hired labour, and where they were treated as members of the family.

Of the cases where changes were necessitated owing to the patient not settling down, all had been tried first on large farms where there was hired labour and where the patients shared the life of the farm hands. These, except in two instances, settled down when placed on a small farm where they worked with the farmer and shared the family life. The two exceptions were the boys already referred to, who were under a very efficient guardian on a large farm.

All the girls but one were in small crofts, country cottages, or village cottages. Those who did best were in the crofts and country cottages. Village life is rather more difficult for the defective girl, as it entails very close and strict supervision, and the patient has to be very stable to settle down well under such conditions.

Although this survey is small and, so far, incomplete, it indicates quite clearly the success of boarding-out as a method of caring for the stable mentally defective boy and girl. It appears to indicate that the most important factors in its success are (1) the early training and education, (2) the type of home, and (3) the method of treatment given.

The Board continues to note with interest and satisfaction the development of the Scottish Association for Mental Welfare and anticipates excellent results from its work.

### XIII.—EXPENDITURE ON AIDED MENTAL DEFECTIVES.

The expenditure by Local Authorities on aided mental defectives for the year ending 15th May, 1931, was as follows :—

For maintenance of and provision of accommodation for certified aided defectives who were under care for longer or shorter periods during the year in certified institutions and under guardianship, and for other expenses connected with them, a total sum of £181,596 was expended, of which £144,636 was paid in respect of patients in Certified Institutions, £32,679 in respect of patients in private dwellings, and £4,281 was for certification, transport, and other expenses. Of this expenditure £5,919 was recovered from private sources. As from 16th May, 1930, contributions from Treasury funds, payable in terms of Section 37 of the Mental Deficiency and Lunacy (Scotland) Act, 1913, were discontinued by the Local Government (Scotland) Act, 1929, and the Exchequer contribution towards the expenses of Local Authorities in respect of mental deficiency is now merged in the General Exchequer contributions to Local Revenues payable under that Act.

We have the honour to be,

SIR,

Your most obedient humble servants,

H. ARTHUR ROSE, *Chairman.*

J. R. N. MACPHAIL.

HAMILTON C. MARR.

JAMES P. STURROCK.

J. A. W. STONE, *Secretary.*

EDINBURGH, 31st August, 1932.



**Disposal of Private and Pauper Lunatics.**

**A**

**B**

1.  YEARS.	2.  Population of Scotland estimated at the middle of the year.	3.  Total Registered Lunatics at 1st January.	4.  Number of Registered Lunatics per 100,000 of Population.	5.  Total Registered Pauper Lunatics at 1st January.	6.  Number of Private Lunatics.				7.  Number of Pauper Lunatics.				8.  Number of Lunatics in Criminal Lunatic Depart- ment,†						
					In Asylums.		In Private Dwellings.		In Asylums and Lunatic Wards of Poorhouses.		In Private Dwellings.								
					M.	F.	T.	M.	F.	T.	M.	F.		T.					
					M.	F.	T.	M.	F.	T.	M.	F.		T.					
1921 - Average of the 5 Years	4,882,288 4,907,900 4,915,500 4,869,100 4,891,300 —	17,665 17,893 18,122 18,266 18,276 18,044	363 366 369 372 375 369	14,734 14,965 15,286 15,379 15,300 15,132	1517 1534 1454 1514 1584 1521	1320 1315 1299 1299 1310 1308	2837 2849 2753 2813 2894 2829	32 28 33 25 30 30	62 51 50 49 52 53	94 79 83 74 82 83	6300 6462 6736 6789 6742 6606	6404 6588 6732 6801 6832 6671	12,704 13,050 13,468 13,590 13,574 13,277	898 848 804 784 767 820	1132 1067 1014 1005 959 1035	2030 1915 1818 1789 1726 1855	65 69 68 67 67 67	5 2 2 2 6 3	70 71 70 69 73 70
1926 - Average of the 5 Years	4,903,300 4,894,700 4,888,700 4,896,600 4,879,700 —	18,421 18,467 18,589 18,916 18,942 18,667	377 377 380 387 387 382	15,445 15,532 15,667 15,977 16,012 15,727	1592 1564 1535 1543 1540 1555	1299 1291 1315 1328 1319 1310	2891 2855 2850 2871 2859 2865	31 28 24 23 25 26	54 52 48 45 46 49	85 80 72 68 71 75	6842 6919 7025 7245 7362 7083	6912 6975 7025 7178 7184 7055	13,754 13,894 14,072 14,423 14,546 14,138	745 723 698 679 655 700	946 915 897 875 811 889	1691 1638 1595 1554 1466 1589	67 63 64 66 69 66	4 5 6 7 7 6	71 68 70 73 76 72
1931 - 1932 -	4,842,554 —	19,127 19,366	392 400	16,213 16,492	1521 1497	1322 1307	2843 2804	22 23	49 47	71 70	7455 7623	7352 7508	14,807 15,131	633 623	773 738	1406 1361	66 60	7 6	73 66

\* A small number of certified lunatics, inmates of certified institutions, are not included in this Table.  
† The number of Lunatics is taken at the 1st January of each year. The calculations are made on the Population of the previous year—e.g., the calculations for 1931 are made on the Population for 1930—the Population being that of the middle of the year, as estimated by the Registrar-General.  
; Not registered Lunatics.







The Numbers of Private and Pauper Lunatics resident in Royal, District, Private, and Parochial Asylums, and in Lunatic wards of Poorhouses, on 31st December of each year from 1920 to 1931; the Numbers thereinto Admitted; the Numbers therefrom Discharged Recovered and Not Recovered; the Numbers transferred from one establishment to another; and the Numbers that Died therein in each of the said years.

YEARS.	Number Resident at 31st December.			Number Admitted during Year (including Transfers)			Number Discharged during Year.						Number Transferred during Year.			Number of Deaths during Year.					
	Private.		Pauper.	Private.		Pauper.	Recovered.			* Not Recovered.			Private.		Pauper.	Private.		Pauper.			
	M.	F.	M.	F.	M.	F.	M.	F.	M.	F.	M.	F.	M.	F.	M.	F.	M.	F.			
1920 -	1517	1320	6300	6304	370	403	1795	1921	219	139	431	539	163	113	422	570	369	136	148	643	619
1921 -	1534	1315	6462	6588	308	382	1848	1834	167	138	462	543	139	110	337	423	254	149	136	723	687
1922 -	1454	1299	6736	6732	295	362	2060	2040	127	122	477	582	128	112	560	574	439	136	157	733	727
1923 -	1514	1299	6789	6801	263	349	1827	1730	107	104	518	502	94	109	484	533	353	121	133	653	629
1924 -	1584	1310	6742	6832	242	316	1484	1484	97	103	464	503	111	85	244	283	142	130	126	657	658
Average of 5 Years -	1521	1309	6606	6651	296	362	1803	1802	143	121	470	533	127	106	409	477	311	134	140	682	664
1925 -	1592	1299	6842	6912	225	292	1491	1433	106	95	416	535	101	73	239	273	103	117	126	629	554
1926 -	1564	1291	6919	6975	186	292	1382	1393	96	89	455	514	67	104	201	237	105	113	109	587	577
1927 -	1535	1315	7047	7025	199	295	1490	1446	75	83	483	478	76	77	239	317	133	114	127	603	585
1928 -	1543	1328	7245	7178	209	307	1568	1493	95	85	436	510	60	83	278	233	104	89	123	613	600
1929 -	1540	1319	7362	7184	202	306	1514	1448	78	80	438	531	57	89	249	246	139	122	168	658	643
Average of 5 Years -	1555	1310	7083	7055	204	298	1489	1443	90	86	446	514	72	85	241	261	117	111	131	618	592
1930 -	1521	1322	7455	7352	186	302	1456	1391	90	96	448	483	59	88	255	203	102	87	123	629	529
1931 -	1497	1307	7623	7508	174	278	1415	1362	67	83	385	419	63	85	245	214	103	88	119	597	579

\* Including Patients transferred from one establishment to another.



## APPENDIX.—TABLE IV.

The Results of Treatment in different classes of Establishments for each year from 1920 to 1931.

(a) *Royal and District Asylums.*

ROYAL AND DISTRICT ASYLUMS.	Average Number Resident.			Admissions (including Transfers).			Recoveries.			Discharges not Recovered (including Transfers).			Deaths.			Proportion of Admissions per cent. on Number Resident.			Proportion of Recoveries per cent. on Admissions.			Proportion of Deaths per cent. on Number Resident.		
	M.	F.	T.	M.	F.	T.	M.	F.	T.	M.	F.	T.	M.	F.	T.	M.	F.	T.	M.	F.	T.	M.	F.	T.
Year 1920 -	7201.5	7101.0	14302.5	2071	2241	4312	629	660	1289	548	660	1208	727	729	1456	28.8	31.6	30.1	30.4	29.5	29.9	10.1	10.3	10.2
" 1921 -	7376.0	7278.0	14654.0	2089	2115	4204	614	665	1279	457	498	955	836	790	1626	28.3	29.1	28.7	29.4	31.4	30.4	11.3	10.9	11.1
" 1922 -	7550.5	7424.5	14975.0	2251	2215	4466	592	690	1282	666	650	1316	826	844	1670	29.8	29.8	29.8	26.3	31.2	28.7	10.9	11.4	11.2
" 1923 -	7673.0	7511.0	15184.0	1973	1964	3937	602	596	1198	548	613	1161	745	713	1458	25.7	26.1	25.9	30.5	30.4	30.4	9.7	9.5	9.6
" 1924 -	7729.5	7556.5	15286.0	1650	1727	3377	537	592	1129	333	345	678	745	741	1486	21.3	22.9	22.1	32.5	34.3	33.4	9.6	9.8	9.7
Average of 5 Years -	7506.1	7374.2	14880.3	2007	2052	4059	595	641	1236	510	553	1063	776	763	1539	26.7	27.8	27.2	29.6	31.2	30.5	10.3	10.3	10.3
Year 1925 -	7804.5	7517.0	15321.5	1651	1671	3322	508	622	1130	321	331	652	707	646	1353	21.2	22.2	21.7	30.8	37.2	34.0	9.1	8.6	8.8
" 1926 -	7888.5	7675.0	15563.5	1526	1623	3149	541	589	1130	257	329	586	675	661	1336	19.3	21.1	20.2	35.5	36.3	35.9	8.6	8.6	8.6
" 1927 -	7956.5	7723.0	15679.5	1615	1661	3276	544	550	1094	295	370	665	693	685	1378	20.3	21.5	20.9	33.7	33.1	33.4	8.7	8.9	8.8
" 1928 -	8097.0	7844.0	15941.0	1701	1741	3442	517	579	1096	314	300	614	672	680	1352	21.0	22.2	21.6	30.4	33.1	31.8	8.3	8.7	8.5
" 1929 -	8246.0	7926.5	16172.5	1640	1668	3308	505	595	1100	286	316	602	749	774	1523	19.9	21.0	20.5	30.8	35.7	33.3	9.1	9.8	9.4
Average of 5 Years -	7998.5	7737.1	15735.6	1627	1673	3299	523	587	1110	295	329	624	699	689	1388	20.3	21.6	21.0	32.1	35.1	33.6	8.7	8.9	8.8
Year 1930 -	8333.5	8013.0	16346.5	1569	1648	3217	522	567	1089	288	267	555	684	624	1308	18.8	20.6	19.7	33.3	34.4	33.9	8.2	7.8	8.0
" 1931 -	8447.5	8175.5	16623.0	1522	1588	3110	440	491	931	278	285	563	651	677	1328	18.0	19.4	18.7	28.9	30.9	29.9	7.7	8.3	8.0



## The Results of Treatment in different classes of Establishments for each Year from 1920 to 1931.

(b) *Private Asylums.*

PRIVATE ASYLUMS.	Average Number Resident.			Admissions (including Transfers).			Recoveries.			Discharges not Recovered (including Transfers).			Deaths.			Proportion of Admissions per cent. on Number Resident.			Proportion of Recoveries per cent. on Admissions.			Proportion of Deaths per cent. on Number Resident.		
	M.	F.	T.	M.	F.	T.	M.	F.	T.	M.	F.	T.	M.	F.	T.	M.	F.	T.	M.	F.	T.	M.	F.	T.
Year 1920 -	24.5	31.0	55.5	9	4	13	2	3	5	3	1	4	7	...	7	36.7	12.9	23.4	22.2	75.0	38.5	28.6	...	12.6
" 1921 -	22.5	33.0	55.5	5	11	16	3	5	8	1	1	2	2	1	3	22.2	33.3	28.8	60.0	45.5	50.0	8.9	3.0	5.4
" 1922 -	20.5	35.0	55.5	3	5	8	1	1	2	...	1	1	5	3	8	14.6	14.3	14.4	33.3	20.0	25.0	24.4	8.6	14.4
" 1923 -	20.0	34.0	54.0	8	9	17	3	3	6	1	3	4	2	5	7	40.0	26.5	31.5	37.5	33.3	35.3	10.0	14.7	13.0
" 1924 -	20.5	31.5	52.0	5	3	8	1	1	2	2	2	4	3	3	6	24.4	9.5	15.4	20.0	33.3	25.0	14.6	9.5	11.5
Average of 5 Years	21.6	32.9	54.5	6	6	12	2	3	5	1	2	3	4	2	6	27.8	18.2	22.0	33.3	50.0	41.7	18.5	6.1	11.0
Year 1925 -	18.0	28.5	46.5	...	3	3	3	1	4	...	3	3	1	2	3	...	10.5	6.5	...	33.3	133.3	5.6	7.0	6.5
" 1926 -	15.5	29.5	45.0	2	9	11	...	...	...	...	3	3	3	1	4	12.9	30.5	24.4	...	...	...	19.4	3.4	8.9
" 1927 -	14.0	31.0	45.0	1	2	3	1	...	1	2	1	3	...	3	3	7.1	6.5	6.7	100.0	...	...	...	9.7	6.7
" 1928 -	14.0	28.5	42.5	5	3	8	...	2	2	2	...	2	1	4	5	35.7	10.5	18.8	...	66.7	25.0	7.1	14.0	11.8
" 1929 -	14.0	29.5	43.5	1	9	10	...	...	...	...	...	...	3	4	7	7.1	30.5	23.0	...	...	...	21.4	13.6	16.1
Average of 5 Years	15.1	29.4	44.5	2	5	7	1	1	1	1	1	2	2	3	4	13.2	17.0	15.7	50.0	20.0	14.3	13.2	10.2	9.0
Year 1930 -	13.5	30.5	44.0	2	6	8	1	1	2	...	5	5	...	3	3	14.8	19.7	18.2	50.0	16.7	25.0	...	9.8	6.8
" 1931 -	12.5	29.0	41.5	2	6	8	...	1	1	3	3	6	2	2	4	16.0	20.7	19.3	...	16.7	12.5	16.0	6.9	9.6



APPENDIX.—TABLE IV.—*continued.*

The Results of Treatment in different classes of Establishments for each Year from 1920 to 1931.

(c) *Parochial Asylum.*

(Lunatic Wards of Poorhouse with Unrestricted Licence.)

PAROCHIAL ASYLUMS.	Average Number Resident.			Admissions (including Transfers).			Recoveries.			Discharges not Recovered (including Transfers).			Deaths.			Proportion of Admissions per cent. on Number Resident.			Proportion of Recoveries per cent. on Admissions.			Proportion of Deaths per cent. on Number Resident.		
	M.	F.	T.	M.	F.	T.	M.	F.	T.	M.	F.	T.	M.	F.	T.	M.	F.	T.	M.	F.	T.	M.	F.	T.
Year 1920 -	111.5	101.0	212.5	49	38	87	13	11	24	24	9	33	21	14	35	43.9	37.6	40.9	26.5	28.9	27.6	18.8	13.9	16.5
" 1921 -	105.0	105.0	210.0	28	38	66	9	11	20	5	10	15	18	13	31	26.7	36.2	31.4	32.1	28.9	30.3	17.1	12.4	14.8
" 1922 -	111.5	104.5	216.0	44	24	68	10	7	17	4	12	16	13	10	23	39.5	23.0	31.5	22.7	29.2	25.0	11.7	9.6	10.6
" 1923 -	121.0	101.0	222.0	40	19	59	18	5	23	5	2	7	15	14	29	33.1	18.8	26.6	45.0	26.3	39.0	12.4	13.9	13.1
" 1924 -	121.5	100.0	221.5	36	23	59	21	9	30	3	3	6	13	11	24	30.0	23.0	26.6	58.3	39.1	50.8	10.7	11.0	10.8
Average of 5 Years	114.1	102.3	216.4	39	29	68	14	9	23	8	7	15	16	12	28	34.2	28.3	31.4	35.9	31.0	33.8	14.0	11.7	12.9
Year 1925 -	121.5	102.5	224.0	24	19	43	10	7	17	2	1	3	11	6	17	19.8	18.5	19.2	41.7	36.8	39.5	9.1	5.9	7.6
" 1926 -	121.5	105.5	227.0	15	20	35	8	14	22	2	1	3	6	4	10	12.3	19.0	15.4	53.3	70.0	62.9	4.9	3.8	4.4
" 1927 -	126.0	109.0	235.0	35	27	62	12	10	22	3	4	7	10	7	17	27.8	24.8	26.4	34.3	37.0	35.5	7.9	6.4	7.2
" 1928 -	129.5	112.5	242.0	23	23	46	13	12	25	4	...	4	9	10	19	17.8	20.4	19.0	56.5	52.2	54.3	6.9	8.9	7.9
" 1929 -	133.0	114.0	247.0	32	26	58	10	16	26	3	3	6	9	5	14	24.1	22.8	23.5	31.3	61.5	44.8	6.8	4.4	5.7
Average of 5 Years	126.3	108.7	235.0	26	23	49	11	12	22	3	2	5	9	6	15	20.6	21.2	20.9	42.3	52.2	44.9	7.1	5.5	6.4
Year 1930 -	138.0	113.0	251.0	31	16	47	12	11	23	5	1	6	14	8	22	22.5	14.2	18.7	38.7	68.8	48.9	10.1	7.1	8.8
" 1931 -	138.5	111.5	250.0	31	18	49	10	9	19	9	2	11	11	6	17	22.4	16.1	19.6	32.3	50.0	38.8	7.9	5.4	6.8



The Results of Treatment in different classes of Establishments for each Year from 1920 to 1931.

(d) *Lunatic Wards of Poorhouses with Restricted Licences.*

LUNATIC WARDS OF POORHOUSES.	Average Number Resident.			Admissions (including Transfers).			Recoveries.			Discharges not Recovered (including Transfers).			Deaths.			Proportion of Admissions per cent. on Number Resident.			Proportion of Recoveries per cent. on Admissions.			Proportion of Deaths per cent. on Number Resident.		
	M.	F.	T.	M.	F.	T.	M.	F.	T.	M.	F.	T.	M.	F.	T.	M.	F.	T.	M.	F.	T.	M.	F.	T.
Year 1920 -	404.0	393.0	797.0	36	41	77	6	4	10	10	13	23	24	24	48	8.9	10.4	9.7	16.7	9.8	13.0	5.9	6.1	6.0
" 1921 -	403.0	397.5	800.5	34	53	87	3	2	5	13	23	36	16	19	35	8.4	13.3	10.9	8.8	3.8	5.7	4.0	4.8	4.4
" 1922 -	410.5	403.0	813.5	57	58	115	1	6	7	18	23	41	25	27	52	13.6	14.4	14.1	1.8	10.3	6.1	6.1	6.7	6.4
" 1923 -	432.5	419.5	852.0	69	87	156	2	2	4	24	24	48	12	30	42	16.0	20.7	18.3	2.9	2.3	2.6	2.8	7.2	4.9
" 1924 -	443.0	433.0	876.0	35	47	82	2	4	6	17	18	35	26	29	55	7.9	10.9	9.4	5.7	8.5	7.3	5.9	6.7	6.3
Average of 5 Years -	418.6	409.2	827.8	46	57	103	3	3	6	17	20	37	21	26	47	11.0	13.9	12.4	6.5	5.3	5.8	5.0	6.4	5.7
Year 1925 -	437.0	428.5	865.5	41	32	73	1	...	1	17	11	28	27	26	53	9.4	7.5	8.4	2.4	...	1.4	6.2	6.1	6.1
" 1926 -	433.0	428.5	861.5	25	33	58	2	...	2	9	8	17	16	20	36	5.8	7.7	6.7	8.0	...	3.4	3.7	4.7	4.2
" 1927 -	436.0	438.0	874.0	38	51	89	1	1	2	15	19	34	14	17	31	8.7	11.6	10.2	2.6	2.0	2.2	3.2	3.9	3.5
" 1928 -	444.5	438.0	882.5	48	33	81	1	2	3	18	16	34	20	29	49	10.8	7.5	9.2	2.1	6.1	3.7	4.5	6.6	5.6
" 1929 -	452.0	434.5	886.5	43	51	94	1	...	1	17	16	33	19	28	47	9.5	11.7	10.6	2.3	...	1.1	4.2	6.4	5.3
Average of 5 Years -	440.5	433.5	874.0	39	40	79	1	1	2	15	14	29	19	24	43	8.9	9.2	9.0	2.6	2.5	2.5	4.3	5.5	4.9
Year 1930 -	454.0	432.0	886.0	40	23	63	3	...	3	21	18	39	18	17	35	8.8	5.3	7.1	7.5	...	4.8	4.0	3.9	4.0
" 1931 -	449.5	428.5	878.0	34	28	62	2	1	3	18	9	27	21	13	34	7.6	6.5	7.1	5.9	3.6	4.8	4.7	3.0	3.9



## APPENDIX.—TABLE IV.—continued.

(e) *The Statistics of Pauper Lunatics in Private Dwellings for each Year from 1920 to 1931.*

YEARS.	Admitted to Roll of Patients in Private Dwellings.				Ceased to be Patients in Private Dwellings.				Died.			On Roll at 31st December of each year.			Percentage of Recoveries on Admissions.			Percentage of Deaths on the Numbers at 31st December of each year.										
	Intimated by Inspectors of Poor.		Transferred from Asylums.		Total.		Recovered.														Removed from Roll by Friends.		Transferred to Asylum.					
	M.	F.	M.	F.	M.	F.	T.	M.	F.	T.	M.	F.	T.	M.	F.	T.	M.	F.	T.									
During 1920	15	29	34	54	49	83	132	5	11	16	11	13	24	44	88	132	27	41	68	898	1132	2030	10	13	12	3.0	3.6	3.3
" 1921	16	19	22	47	38	66	104	4	8	12	9	9	18	50	67	117	25	47	72	848	1067	1915	11	12	12	2.9	4.4	3.8
" 1922	11	21	23	33	34	54	88	2	5	7	7	6	13	45	58	103	24	38	62	804	1014	1818	6	9	8	3.0	3.7	3.4
" 1923	21	12	46	74	67	86	153	9	5	14	11	5	16	48	41	89	19	44	63	784	1005	1789	13	6	9	2.4	4.4	3.5
" 1924	11	19	36	41	47	60	107	6	5	11	5	9	14	36	55	91	17	37	54	767	959	1726	13	8	10	2.2	3.9	3.1
Average of 5 Years	15	20	32	50	47	70	117	5	7	12	9	8	17	44	62	106	23	41	64	820	1036	1856	11	10	10	2.8	4.0	3.4
During 1925	13	20	36	57	49	77	126	5	3	8	7	8	15	34	47	81	25	32	57	745	946	1691	10	4	6	3.4	3.4	3.4
" 1926	13	18	22	41	35	59	94	4	5	9	3	10	13	30	39	69	20	36	56	723	915	1638	11	8	10	2.8	3.9	3.4
" 1927	5	6	38	47	43	53	96	1	6	7	8	3	11	37	29	66	22	33	55	698	897	1595	2	11	7	3.2	3.7	3.5
" 1928	12	15	26	49	38	64	102	3	3	6	3	4	7	35	46	81	16	33	49	679	875	1554	8	5	6	2.4	3.8	3.2
" 1929	6	7	34	26	40	33	73	2	5	7	5	5	10	31	47	78	26	40	66	655	811	1466	5	15	10	4.0	4.9	4.5
Average of 5 Years	10	13	31	44	41	57	98	3	4	7	5	6	11	33	42	75	22	35	57	700	889	1589	7	7	7	3.1	3.9	3.6
During 1930	6	6	29	30	35	36	71	5	4	9	4	3	7	30	41	71	18	26	44	633	773	1406	14	11	13	2.8	3.4	3.1
" 1931	3	4	35	34	38	38	76	5	10	15	1	3	4	27	28	55	15	32	47	623	738	1361	13	26	20	2.4	4.3	3.5



The number of Private and Pauper Lunatics and the number of Private and Rate-aided Voluntary Boarders of each Sex in each Royal and District Asylum, Private Asylum, Parochial Asylum, and Licensed Poorhouse in Scotland on 1st January, 1932, and the accommodation in these establishments.

ASYLUM.	Where Situated.	Name of Superintendent.	Number of Certified Patients.						Number of Voluntary Boarders.				Total No. of Patients.	Number of Beds for Patients.						
			Private.			Pauper.			Total.	Private.		Rate-Aided.					Total.			
			M.	F.	T.	M.	F.	T.		M.	F.							T.		
Aberdeen Royal - Crichton Royal Institution - Dundee Royal - Royal Edinburgh Hospital for Mental Disorders.	- - - -	Dr. R. Dodds Brown Dr. C. O. Easterbrook Miss M. E. Whyte - Dr. D. K. Henderson	135 165 15 218	178 216 26 275	313 381 41 493	254 179 ... 83	293 179 ... 77	547 358 ... 160	389 344 15 301	471 395 26 352	37 285 10 170	... 1 ... 7	... 1 ... 9	897 1,024 51 823	M. 614 26 411	F. 543 655 45 474	T. 976 1,269 71 885			
Glasgow Royal -  Montrose Royal - Murray's Royal - Aberdeen District - Argyll District - Ayr District -	- - - - - -	Dr. A. MacNiven -  Dr. C. J. Shaw - Dr. W. D. Chambers Dr. J. S. Annandale Dr. D. Ross - Dr. G. D. McRae -	179  97 61 33 19 41	214  90 68 ... 16 31	393  187 129 33 35 72	3 278 332 352 255 311	3 284 346 259 272 272	6 562 ... 678 514 583	182 375 61 365 274 352	217 374 68 346 275 303	399 749 129 711 549 655	52 94  2 31 ... 2	... 19 27 ... 1 3 2	545 795 187 742 560 661	239 412 134 398 298 356	307 408 129 397 298 321	546 820 263 795 578 677			
Banff District - Dundee District - East Lothian District - Edinburgh District - Fife District -	- - - - -	Dr. G. M. Bell Dr. W. T. Mackenzie Miss Jean Sinclair Dr. W. McAlister - Dr. W. Boyd -	6 26 9 13 41	2 ... 7 8 18	8 25 16 21 59	106 254 101 476 377	86 296 127 484 429	192 296 228 960 806	112 280 110 489 418	88 296 134 492 447	200 576 244 981 865	... ... ... 1 ... 1	... ... 3 ... 3	201 576 249 1,065 896	125 284 117 542 471	100 299 152 575 533	225 583 269 1,117 1,004			
Glasgow District - Glasgow District - Govan District -	- - -	Dr. A. M. Dryden - Dr. H. Carre - Dr. J. H. MacDonald	33 40 50	... ... 5	33 40 55	413 638 421	383 560 376	796 1,198 797	446 678 471	383 560 381	829 1,238 852	... ... 2	... ... ...	829 1,238 854	474 694 473	397 628 381	871 1,392 864			
Inverness District - Kirklands -	- -	Dr. W. McWilliam Dr. W. M. Buchanan	36 14	... ...	36 14	367 122	369 116	736 238	403 136	369 116	772 252	... 1	... ...	772 253	417 153	370 118	787 271			
Lanark District - Midlothian District - Moray (or Elgin) District - Paisley District - Perth District -	- - - - -	Dr. N. T. Kerr Dr. J. H. C. Orr Miss A. A. Kinloch Dr. Mary Knight Dr. L. O. Bruce -	63 28 12 30 16	37 9 10 24 5	100 37 22 54 21	656 158 57 158 187	575 177 93 116 231	1,231 335 150 274 418	719 186 69 188 203	612 186 103 140 236	1,331 372 172 328 439	8 1 ... 3 ...	7 4 ... 6 1	1,364 378 172 340 440	761 192 78 201 212	676 193 116 149 246	1,437 385 194 350 458			
Renfrew District - Roxburgh District - Stirling District -	- - -	Dr. R. D. Hotchkiss Dr. P. Steele - Dr. R. B. Campbell	18 25 57	... 24 15	18 49 72	185 154 519	197 201 436	382 355 955	203 179 576	197 225 451	400 404 1,027	3 1 ...	3 1 ...	404 410 1,052	205 217 592	199 229 489	404 446 1,081			
Totals in Royal and District Asylums			1,480	1,278	2,758	7,044	6,965	14,009	8,524	8,243	16,767	341	437	122	111	1,011	17,778	9,511	9,427	18,938



APPENDIX.—TABLE V.—*continued.*

The number of Private and Pauper Lunatics and the number of Private and Rate-aided Voluntary Boarders of each Sex in each Royal and District Asylum, Private Asylum, Parochial Asylum, and Licensed Poorhouse in Scotland on 1st January, 1932, and the accommodation in these establishments.

ASYLUM.	Where Situated.	Name of Superintendent.	Number of Certified Patients.												Number of Voluntary Boarders.				Total No. of In-mates.	Number of Beds for Patients.		
			Private.				Pauper.				Total.				Private.		Rate-Aided.					
			M.	F.	T.	M.	F.	T.	M.	F.	T.	M.	F.	T.	M.	F.	M.	F.	T.			
New Saughton Hall Private	-	Brought forward	1,480	1,278	2,758	7,044	6,965	14,009	8,524	8,243	16,767	341	437	1,011	...	...	...	17,778	9,511	9,427	18,938	
St. Andrews Private	-	Dr. J. H. Skeen	11	26	37	...	...	...	11	26	37	9	11	20	...	...	...	57	30	45	75	
	-	Sister Mary Agnes	...	3	3	...	...	...	...	3	3	...	7	7	...	...	...	10	...	18	18	
Totals in Private Asylums	-	-	11	29	40	...	...	...	11	29	40	9	18	27	...	...	...	67	30	63	93	
Greenock Parochial (Lunatic Wards with Unrestricted Licence).	-	Mr. G. Gibson	6	...	6	133	112	245	139	112	251	...	...	...	...	...	...	251	139	112	251	
Buchan Poorhouse	-	Mr. H. MacPhail	...	...	...	22	19	41	22	19	41	...	...	...	...	...	...	41	26	26	52	
Quinshame Poorhouse	-	Mr. A. M. Gillespie	...	...	...	44	39	83	44	39	83	...	...	...	...	...	...	83	49	50	99	
Dumbarton Poorhouse	-	Mr. J. A. Logan	...	...	...	30	23	53	30	23	53	...	...	...	...	...	...	53	30	30	60	
Dundee (East) Poorhouse	-	Mr. C. Gow	...	...	...	47	40	87	47	40	87	...	...	...	...	...	...	87	50	50	100	
Govan Poorhouse	-	Dr. W. J. Richard	...	...	...	103	114	217	103	114	217	...	...	...	...	...	...	217	110	119	229	
Inveresk Poorhouse	-	Mr. J. Thom	...	...	...	16	16	32	16	16	32	...	...	...	...	...	...	32	16	16	32	
Kincardine Poorhouse	-	Mr. J. Hall	...	...	...	18	20	38	18	20	38	...	...	...	...	...	...	38	21	21	42	
Lewis Poorhouse	-	Mr. R. K. Drummond	...	...	...	10	16	26	10	16	26	...	...	...	...	...	...	26	19	16	35	
Linnithgow Poorhouse	-	Mr. D. R. Beattie	...	...	...	16	13	29	16	13	29	...	...	...	...	...	...	29	18	18	36	
Long Island Poorhouse	-	Mr. A. Macdonald	...	...	...	22	14	36	22	14	36	...	...	...	...	...	...	36	26	15	41	
Old Monkland Poorhouse	-	Mr. J. M. Bayne	...	...	...	25	24	49	25	24	49	...	...	...	...	...	...	49	25	25	50	
Paisley Poorhouse	-	Mr. H. Black	...	...	...	52	57	109	52	57	109	...	...	...	...	...	...	109	54	66	120	
Perth Poorhouse	-	Mr. J. R. Hutcheon	...	...	...	20	20	40	20	20	40	...	...	...	...	...	...	40	20	20	40	
Wigtown Poorhouse	-	Mr. J. B. Ormiston	...	...	...	21	16	37	21	16	37	...	...	...	...	...	...	37	21	16	37	
Totals in Poorhouses with Restricted Licences	-	-	...	...	...	446	431	877	446	431	877	...	...	...	...	...	...	877	485	488	973	
GENERAL TOTALS	-	-	1,497	1,307	2,804	7,623	7,508	15,131	9,120	8,815	17,935	350	455	1,038	122	111	1,038	18,973	10,165	10,090	20,255	



**The Number of Pauper Lunatics chargeable to each Lunacy District who were resident in Establishments  
or in Private Dwellings respectively, on 1st January of each Year from 1921 to 1932.**

(Inmates of schools for Imbeciles are not included in this Table.)

LUNACY DISTRICTS AND POPULATIONS FOR 1931.	SCOTLAND.		ABERDEEN COUNTY.		ABERDEEN CITY.		ANGUS COUNTY.		ABERROATH BURGH.		KIN- CARDINE COUNTY.		ARGYL. COUNTY.		AYR COUNTY.		AYR BURGH.		KIL- MARNOCK BURGH.		BANFF COUNTY.	
	Estab- lish- ments.	Private Dwellings.	Estab.	Priv.	Estab.	Priv.	Estab.	Priv.	Estab.	Priv.	Estab.	Priv.	Estab.	Priv.	Estab.	Priv.	Estab.	Priv.	Estab.	Priv.	Estab.	Priv.
Year 1921	12,704	2,030	546	62	500	42			384	45			315	47			563	44			178	44
" 1922	13,050	1,915	534	62	514	42			386	43			307	41			578	38			195	39
" 1923	13,468	1,818	537	56	550	40			369	39			319	39			586	37			191	39
" 1924	13,590	1,789	561	56	569	38			395	34			317	37			613	34			190	35
" 1925	13,574	1,726	572	51	574	37			397	34			318	35			632	35			194	35
Absolute Annual Average of five years	13,277.2	1,855.6	550.0	57.4	541.4	39.8			386.2	39.0			315.2	39.8			594.4	37.6			189.6	38.4
Annual Average per 100,000 of Population (calculated on the Population of 1921)	272	38	359	37	341	25			290	29			410	52			199	13			331	67
Year 1926	13,754	1,691	581	47	579	38			395	33			309	35			599	33			194	34
" 1927	13,894	1,638	573	46	595	37			378	30			307	33			599	33			203	32
" 1928	14,072	1,595	558	45	610	38			393	29			302	30			617	31			197	32
" 1929	14,423	1,554	557	44	633	37			398	30			320	28			620	30			207	25
" 1930	14,546	1,466	550	44	652	35			391	28			306	28			617	29			199	24
Absolute Annual Average of five years	14,137.8	1,588.8	563.8	45.2	613.8	37.0			391.0	30.0			308.8	30.8			610.4	31.2			200.0	29.4
Annual Average per 100,000 of Population (calculated on the Populations of 1921)	290	32	368	29	386	23			294	23			402	40			204	10			349	51
Year 1931	14,807	1,406	586	42	644	33	223	15	69	6	91	5	299	29	479	25	96	2	79	3	192	23
" 1932	15,131	1,361	600	37	670	31	228	13	69	5	97	5	314	25	473	24	94	2	84	1	195	23

NOTE:—All the figures in this Table for the years 1921–30 are in respect of the Lunacy Districts which existed up to 15th May, 1930. For 1931 and subsequent years the figures are shown in respect of each of the Counties and large Burghs which, under the Local Government (Scotland) Act, 1929, became the administrative areas for Innacy and Mental Deficiency. The grouping in the Table has been retained as nearly as possible in accordance with the old arrangement for the purpose of comparison, but in certain cases the former Lunacy District was not exactly coterminous with the new area.







## APPENDIX.—TABLE VI.—continued.

The Number of Pauper Lunatics chargeable to each Lunacy District, who were resident in Establishments.  
or in Private Dwellings respectively, on 1st January of each Year from 1921 to 1932.

(Inmates of Schools for Imbeciles are not included in this Table.)

LUNACY DISTRICTS AND POPULATIONS FOR 1931.	GLASGOW BURGH.		INVERNESS COUNTY.		INVERNESS BURGH.		ROSS COUNTY.		SUTHERLAND COUNTY.		LANARK COUNTY.		AIRDRIE BURGH.		COAT- BRIDGE BURGH.		HAMILTON BURGH.		MOTHER- WELL & WISHAW BURGH.		RUTHER- GLEN BURGH.	
	Estab.	Priv. Dwell.	Estab.	Priv. Dwell.	Estab.	Priv. Dwell.	Estab.	Priv. Dwell.	Estab.	Priv. Dwell.	Estab.	Priv. Dwell.	Estab.	Priv. Dwell.	Estab.	Priv. Dwell.	Estab.	Priv. Dwell.	Estab.	Priv. Dwell.	Estab.	Priv. Dwell.
Year 1921	3001	498	699	358	758	308	712.0	329.0	712.0	329.0	1048	70	1048	70	1048	70	1048	70	1048	70	1048	70
" 1922	3126	465	700	347	771	296	703	327	703	327	1079	64	1079	64	1079	64	1079	64	1079	64	1079	64
" 1923	3272	430	703	327	771	285	703	327	703	327	1091	61	1091	61	1091	61	1091	61	1091	61	1091	61
" 1924	3248	421	721	307	796	279	721	307	721	307	1123	63	1123	63	1123	63	1123	63	1123	63	1123	63
" 1925	3165	404	737	306	805	263	737	306	737	306	1144	62	1144	62	1144	62	1144	62	1144	62	1144	62
Absolute Annual Average of five years	3162.4	444.2	712.0	329.0	781.4	286.2	712.0	329.0	712.0	329.0	1097.0	64.0	1097.0	64.0	1097.0	64.0	1097.0	64.0	1097.0	64.0	1097.0	64.0
Annual Average per 100,000 of Population (calculated on the Populations of 1921)	301	42	396	183	771	296	396	183	396	183	221	13	221	13	221	13	221	13	221	13	221	13
Year 1926	3243	396	758	308	771	296	758	308	758	308	1161	57	1161	57	1161	57	1161	57	1161	57	1161	57
" 1927	3279	400	771	296	771	285	771	296	771	296	1199	54	1199	54	1199	54	1199	54	1199	54	1199	54
" 1928	3354	380	777	285	796	279	777	285	777	285	1206	55	1206	55	1206	55	1206	55	1206	55	1206	55
" 1929	3464	354	796	279	805	263	796	279	796	279	1221	52	1221	52	1221	52	1221	52	1221	52	1221	52
" 1930	3497	324	805	263	805	263	805	263	805	263	1239	51	1239	51	1239	51	1239	51	1239	51	1239	51
Absolute Annual Average of five years	3367.4	370.8	781.4	286.2	781.4	286.2	781.4	286.2	781.4	286.2	1205.2	53.8	1205.2	53.8	1205.2	53.8	1205.2	53.8	1205.2	53.8	1205.2	53.8
Annual Average per 100,000 of Population (calculated on the Populations of 1921)	321	35	434	159	771	296	434	159	434	159	243	11	243	11	243	11	243	11	243	11	243	11
Year 1931	3753	315	297	97	92	23	291	114	77	13	713	24	81	8	131	5	104	9	172	4	78	...
" 1932	3780	311	298	97	92	26	293	107	83	12	769	24	77	7	132	6	107	9	182	3	83	...

See footnote on page 11.

† The figures for the years 1921-30 include the County of Nairn which, for Lunacy purposes, is now a Joint County with Morayshire (Q.V.).



## APPENDIX.—TABLE VI.—continued.

The Number of Pauper Lunatics chargeable to each Lunacy District, who were resident in Establishments or in Private Dwellings respectively, on 1st January of each Year from 1921 to 1932.

(Inmates of Schools for Imbeciles are not included in this Table.)

LUNACY DISTRICTS AND POPULATIONS FOR 1931.	MID- LOTHIAN COUNTY. 87,279		PEEBLES COUNTY. 15,050		MORAY & NAIRN COUNTY. 49,099		ORKNEY COUNTY. 22,075		PAISLEY BURGH. 86,441		PERTH & KINROSS COUNTY. 93,419		PERTH BURGH. 34,807		RENFREW COUNTY. 103,606		GREENOCK BURGH. 79,948		PORT- GLASGOW BURGH. 19,580	
	Estab.	Priv. Dwell.	Estab.	Priv. Dwell.	Estab.	Priv. Dwell.	Estab.	Priv. Dwell.	Estab.	Priv. Dwell.	Estab.	Priv. Dwell.	Estab.	Priv. Dwell.	Estab.	Priv. Dwell.	Estab.	Priv. Dwell.	Estab.	Priv. Dwell.
Places in which the Patients were resident.																				
Year 1921	256	26	120	40	71	23	244	25	363	43	219	9	246	7	233	9	247	13	56	8
" 1922	251	25	119	34	73	22	275	24	340	34	219	9	246	7	233	9	247	13	56	8
" 1923	272	24	121	33	70	21	274	27	350	27	219	9	246	7	233	9	247	13	56	8
" 1924	294	26	123	33	70	20	272	28	362	28	219	9	246	7	233	9	247	13	56	8
" 1925	284	28	131	34	76	20	272	24	350	21	219	9	246	7	233	9	247	13	56	8
Absolute Annual Average of five years	271.4	25.8	122.8	34.8	72.0	21.2	267.4	25.6	351.0	29.4	219	9	246	7	233	9	247	13	56	8
Annual Average per 100,000 of Population (calculated on the Populations of 1921)	270	26	295	84	299	88	241	23	279	23	219	9	246	7	233	9	247	13	56	8
Year 1926	281	27	133	34	77	19	276	26	358	21	219	9	246	7	233	9	247	13	56	8
" 1927	260	27	137	32	73	16	283	22	366	19	219	9	246	7	233	9	247	13	56	8
" 1928	263	26	139	32	73	15	296	21	376	19	219	9	246	7	233	9	247	13	56	8
" 1929	264	27	149	31	77	15	290	22	409	19	219	9	246	7	233	9	247	13	56	8
" 1930	272	27	143	32	73	14	285	20	403	16	219	9	246	7	233	9	247	13	56	8
Absolute Annual Average of five years	268.0	26.8	140.2	32.2	74.6	15.8	286.0	22.2	382.4	18.8	219	9	246	7	233	9	247	13	56	8
Annual Average per 100,000 of Population (calculated on the Populations of 1921)	266	27	337	77	309	66	258	20	305	15	219	9	246	7	233	9	247	13	56	8
Year 1931	223	26	183*	37	69	13	227	20	346	15	219	9	246	7	233	9	247	13	56	8
" 1932	223	24	184	35	77	13	231	16	356	14	219	9	246	7	233	9	247	13	56	8

See footnote on page 11.

\* See footnote to Inverness County.

† See footnote to Fife County.



APPENDIX.—TABLE VI.—*continued.*

The Number of Pauper Lunatics chargeable to each Lunacy District, who were resident in Establishments or in Private Dwellings respectively, on 1st January of each Year from 1921 to 1932.

(Inmates of Schools for Imbeciles are not included in this Table).

LUNACY DISTRICTS AND POPULATIONS FOR 1931.	BERWICK COUNTY. 26,601		ROXBURGH COUNTY. 45,787		SELKIRK COUNTY. 22,608		SHETLAND COUNTY. 21,410		STIRLING COUNTY. 107,289		LINLITHGOW COUNTY. 81,426		DUNBARTON COUNTY. 79,242		CLACK- MANNAN COUNTY. 31,947		FALKIRK BURGH. 36,565		CLYDEBANK BURGH. 46,963		DUMBARTON BURGH. 21,546	
	Estab.	Priv. Dwell.	Estab.	Priv. Dwell.	Estab.	Priv. Dwell.	Estab.	Priv. Dwell.	Estab.	Priv. Dwell.	Estab.	Priv. Dwell.	Estab.	Priv. Dwell.	Estab.	Priv. Dwell.	Estab.	Priv. Dwell.	Estab.	Priv. Dwell.	Estab.	Priv. Dwell.
Year 1921 - - - - -	273	33	286	33	273	33	286	33	273	33	286	33	273	33	286	33	273	33	286	33	273	33
" 1922 - - - - -	286	33	300	30	286	33	300	30	286	33	300	30	286	33	300	30	286	33	300	30	286	33
" 1923 - - - - -	292	28	292	28	292	28	292	28	292	28	292	28	292	28	292	28	292	28	292	28	292	28
" 1924 - - - - -	292	28	292	28	292	28	292	28	292	28	292	28	292	28	292	28	292	28	292	28	292	28
" 1925 - - - - -	292	28	292	28	292	28	292	28	292	28	292	28	292	28	292	28	292	28	292	28	292	28
Absolute Annual Average of five years - - - - -	288.6	30.4	288.6	30.4	288.6	30.4	288.6	30.4	288.6	30.4	288.6	30.4	288.6	30.4	288.6	30.4	288.6	30.4	288.6	30.4	288.6	30.4
Annual Average per 100,000 of Population (calculated on the Populations of 1921) - - -	301	32	301	32	301	32	301	32	301	32	301	32	301	32	301	32	301	32	301	32	301	32
Year 1926 - - - - -	304	27	314	27	304	27	314	27	304	27	314	27	304	27	314	27	304	27	314	27	304	27
" 1927 - - - - -	313	26	313	26	313	26	313	26	313	26	313	26	313	26	313	26	313	26	313	26	313	26
" 1928 - - - - -	318	24	318	24	318	24	318	24	318	24	318	24	318	24	318	24	318	24	318	24	318	24
" 1929 - - - - -	330	22	330	22	330	22	330	22	330	22	330	22	330	22	330	22	330	22	330	22	330	22
" 1930 - - - - -	330	22	330	22	330	22	330	22	330	22	330	22	330	22	330	22	330	22	330	22	330	22
Absolute Annual Average of five years - - - - -	315.8	25.2	315.8	25.2	315.8	25.2	315.8	25.2	315.8	25.2	315.8	25.2	315.8	25.2	315.8	25.2	315.8	25.2	315.8	25.2	315.8	25.2
Annual Average per 100,000 of Population (calculated on the Populations of 1921) - - -	330	26	330	26	330	26	330	26	330	26	330	26	330	26	330	26	330	26	330	26	330	26
Year 1931 - - - - -	97	15	166	4	74	2	80	20	239	15	166	13	210	10	75	6	97	2	122	12	66	5
" 1932 - - - - -	100	14	172	4	65	2	80	19	235	11	169	14	229	10	77	6	95	2	120	14	65	4

See footnote on page 11.



## APPENDIX.—TABLE VII.

The Number of Pauper Lunatics of each Sex chargeable to each County and Large Burgh in Scotland on 1st January, 1932, and the manner of their disposal.

COUNTIES.	Population in 1931.	Number of Pauper Lunatics at 1st January, 1932.	DISPOSAL OF PAUPER LUNATICS.														
			In Establishments.						In Private Dwellings and under sanction of the Board.								
			In Asylums and in Wards of Poorhouse with Unrestricted Licence.			In Wards of Poor-houses with Restricted Licences.			With Relatives and alone.			With Strangers.					
			M.	F.	T.	M.	F.	T.	M.	F.	T.	M.	F.	T.			
1. Aberdeen	145,594	298	339	637	257	295	552	25	23	48	9	5	14	7	16	23	1
2. Angus	76,970	122	119	241	110	109	219	6	3	9	4	2	6	2	5	7	2
3. Argyll	63,014	168	171	339	153	161	314	—	—	—	9	4	13	6	6	12	3
4. Ayr	210,299	273	224	497	229	188	417	31	25	56	6	8	14	7	3	10	4
5. Banff	54,835	118	100	218	107	86	193	1	1	2	2	6	8	8	7	15	5
6. Berwick	26,601	54	60	114	47	53	100	—	—	—	4	5	9	3	2	5	6
7. Bute	18,822	25	33	58	24	30	54	—	—	—	1	1	2	—	2	2	7
8. Caithness	25,656	58	57	115	46	42	88	—	—	—	1	8	20	4	2	2	8
9. Clackmannan	31,947	43	40	83	42	35	77	—	—	—	1	2	3	—	3	3	9
10. Dumfries	58,265	69	85	154	66	78	144	—	—	—	2	3	5	1	4	5	10
11. Dunbarton	79,242	122	117	239	101	91	192	18	19	37	—	3	3	3	4	7	11
12. East Lothian	47,369	62	81	143	57	73	130	2	4	6	—	2	3	2	2	4	12
13. Fife	197,433	276	304	580	264	282	546	—	—	—	7	7	14	5	15	20	13
14. Inverness	59,500	26	189	395	129	132	261	22	15	37	34	21	55	21	21	42	14
15. Kincardine	27,441	51	51	102	43	38	81	6	10	16	—	1	1	2	2	4	15
16. Kirkcudbright	30,341	59	45	104	55	41	96	—	—	—	3	—	3	1	4	5	16
17. Lanark	300,813	400	393	793	387	378	765	1	3	4	4	4	7	8	5	13	17
18. Linlithgow	81,426	104	79	183	84	66	150	13	6	19	4	1	5	3	6	9	18
19. Midlothian	87,279	123	124	247	112	105	217	2	4	6	6	6	12	3	3	6	19
20. Moray and Nairn	49,099	97	122	219	80	104	184	—	—	—	4	4	7	13	11	24	20
21. Orkney	22,075	48	42	90	44	33	77	—	—	—	2	2	6	2	3	5	21
22. Peebles	15,050	22	26	48	22	25	47	—	—	—	—	1	1	—	—	—	22
23. Perth and Kinross	93,419	160	210	370	149	205	354	1	1	2	1	3	4	9	1	10	23
24. Renfrew	103,606	125	117	242	106	103	209	12	12	24	1	1	1	6	2	8	24
25. Ross	62,802	200	200	400	135	132	267	10	16	26	43	48	91	12	4	16	25
26. Roxburgh	45,787	84	92	176	83	89	172	—	—	—	1	2	3	1	1	1	26
27. Selkirk	22,608	25	42	67	24	41	65	—	—	—	1	1	2	—	—	—	27
28. Shetland	21,410	42	57	99	34	46	80	—	—	—	7	10	17	1	1	2	28
29. Stirling	107,289	135	111	246	129	105	234	1	—	1	2	4	6	3	2	5	29
30. Sutherland	16,100	46	49	95	44	39	83	—	—	—	2	7	9	3	3	3	30
31. Wigtown	29,299	36	60	96	23	39	62	9	15	24	2	6	8	—	—	2	31
Totals in Counties	2,211,391	3,651	3,739	7,390	3,186	5,244	6,430	160	159	319	171	196	367	134	140	274	



APPENDIX.—TABLE VII.—*continued.*

The Number of Pauper Lunatics of each Sex chargeable to each County and Large Burgh in Scotland on 1st January, 1932, and the manner of their disposal.

LARGE BURGHS.	Population in 1931.	Number of Pauper Lunatics at 1st January, 1932.	DISPOSAL OF PAUPER LUNATICS.														
			In Establishments.						In Private Dwellings and under sanction of the Board.								
			In Asylums and in Wards Of Poorhouse with Unrestricted Licence.			In Wards of Poor-houses with Restricted Licences.			With Relatives and alone.			With Strangers.					
			M.	F.	T.	M.	F.	T.	M.	F.	T.	M.	F.	T.			
1. Aberdeen	167,259	349	332	701	331	339	670	—	—	—	1	1	2	17	8	25	1
2. Airdrie	26,364	47	37	84	43	30	73	2	2	4	—	—	—	1	1	2	2
3. Arbroath	17,637	32	42	74	30	36	66	2	1	3	—	—	—	—	3	3	3
4. Ayr	36,784	46	50	96	41	49	90	4	—	4	—	—	—	—	—	—	4
5. Clydebank	46,963	79	55	134	47	44	91	24	5	29	4	4	8	4	2	6	5
6. Coatbridge	43,066	81	57	138	58	34	92	22	18	40	1	2	3	3	3	3	6
7. Dumbarton	21,546	47	22	69	34	19	53	11	1	12	1	2	3	1	—	1	7
8. Dumfries	22,795	34	27	61	33	24	57	—	—	—	—	—	—	1	3	4	8
9. Dundee	175,583	300	369	669	245	301	546	46	40	86	2	2	4	7	26	33	9
10. Dunfermline	34,954	43	50	93	39	47	86	—	—	—	—	—	—	4	3	7	10
11. Edinburgh	438,998	632	691	1,323	525	538	1,063	33	35	68	4	4	8	70	114	184	11
12. Falkirk	36,565	49	48	97	45	47	92	2	1	3	1	—	1	1	—	1	12
13. Glasgow	1,088,417	2,094	1,997	4,091	1,852	1,708	3,560	104	116	220	19	24	43	119	149	268	13
14. Greenock	78,948	146	114	260	134	113	247	—	—	—	—	—	—	12	1	13	14
15. Hamilton	37,863	61	55	116	57	50	107	—	—	—	—	1	1	4	4	8	15
16. Inverness	22,582	46	72	118	36	56	92	5	10	15	2	4	6	8	12	20	16
17. Kilmarnock	38,099	45	40	85	40	29	69	—	—	—	—	1	1	4	5	9	18
18. Kirkcaldy	43,874	77	65	142	68	56	124	—	—	—	5	4	9	4	—	—	19
19. Motherwell and Wishaw	64,708	102	83	185	101	81	182	—	—	—	1	2	3	—	—	—	20
20. Paisley	86,441	126	121	247	80	78	158	31	42	73	1	1	1	14	1	15	20
21. Perth	34,807	52	50	102	51	50	101	—	—	—	—	—	—	1	—	1	21
22. Port Glasgow	19,580	34	31	65	29	28	57	—	—	—	4	2	6	1	1	2	22
23. Rutherglen	25,157	37	46	83	37	45	82	—	—	—	—	—	—	—	—	—	23
24. Stirling	22,593	36	33	69	35	31	66	—	—	—	1	—	1	—	2	2	24
Totals in Large Burghs -	2,631,163	4,595	4,507	9,102	3,991	3,833	7,824	286	272	558	49	62	111	269	340	609	
Totals in Counties (Brought forward)	2,211,321	3,651	3,739	7,390	3,186	3,244	6,430	160	159	319	171	196	367	134	140	274	
GENERAL TOTALS -	4,842,554	8,246	8,246	16,492	7,177	7,077	14,254	446	431	877	220	258	478	403	480	883	



## APPENDIX.—TABLE VIII.

The manner in which the Pauper Lunatics chargeable to each County and Large Burgh, placed on the Register of the Board during 1931, were dealt with, and the changes that have taken place during the year in respect of those on the Register on 1st January of that year.

COUNTIES AND LARGE BURGHS.	No. of Pauper Lunatics at 1st January, 1931.		ESTABLISHMENT PATIENTS.*										"BOARDED OUT" PATIENTS.						
	In Establish- ments.		"Boarded out" in private Dwellings.		Number intimated during the year.		Placed in Establish- ments.				Discharged from Establishments.		Patients intimated during 1931.		Trans- ferred from Establish- ments.	Removed from Jurisdiction of Board		Died.	
							"Boarded out" Patients intimated during 1931.		Recovered.		Removal from Poor- Roll or from Jurisdiction of Board.					By Re- covery.	By Friends.		
Aberdeen County -	M. 278	F. 308	M. 18	F. 24	M. 36	F. 53	M. 36	F. 53	M. 8	F. 14	M. 7	F. 8	M. 18	F. 21	M. 1	F. 1	M. 1	F. 3	
Aberdeen Burgh -	M. 318	F. 326	M. 20	F. 13	M. 48	F. 50	M. 48	F. 50	M. 12	F. 12	M. 2	F. 6	M. 19	F. 20	M. 1	F. 1	M. 1	F. 2	
Angus County -	M. 113	F. 110	M. 6	F. 9	M. 23	F. 21	M. 23	F. 21	M. 4	F. 3	M. 3	F. 5	M. 14	F. 8	M. 1	F. 1	M. 1	F. 1	
Argos County -	M. 32	F. 37	M. 1	F. 5	M. 2	F. 5	M. 2	F. 5	M. 3	F. 10	M. 2	F. 2	M. 16	F. 30	M. 1	F. 1	M. 1	F. 1	
Dundee Burgh -	M. 276	F. 342	M. 10	F. 32	M. 44	F. 37	M. 44	F. 37	M. 8	F. 5	M. 1	F. 1	M. 8	F. 8	M. 1	F. 1	M. 1	F. 1	
Argyll County -	M. 147	F. 152	M. 17	F. 12	M. 20	F. 21	M. 20	F. 21	M. 11	F. 19	M. 3	F. 1	M. 25	F. 27	M. 1	F. 1	M. 1	F. 1	
Ayr County -	M. 264	F. 215	M. 13	F. 12	M. 34	F. 40	M. 34	F. 40	M. 11	F. 13	M. 3	F. 1	M. 19	F. 25	M. 1	F. 1	M. 1	F. 1	
Ayr Burgh -	M. 45	F. 51	M. 1	F. 1	M. 11	F. 13	M. 11	F. 13	M. 2	F. 5	M. 1	F. 1	M. 9	F. 6	M. 1	F. 1	M. 1	F. 1	
Kilmarnock Burgh -	M. 43	F. 36	M. 1	F. 2	M. 10	F. 10	M. 10	F. 10	M. 6	F. 1	M. 1	F. 1	M. 3	F. 4	M. 1	F. 1	M. 1	F. 1	
Banff County -	M. 104	F. 88	M. 9	F. 14	M. 13	F. 22	M. 13	F. 22	M. 3	F. 3	M. 1	F. 1	M. 3	F. 16	M. 1	F. 1	M. 1	F. 1	
Berwick County -	M. 47	F. 50	M. 7	F. 8	M. 8	F. 12	M. 8	F. 12	M. 3	F. 3	M. 1	F. 1	M. 5	F. 5	M. 1	F. 1	M. 1	F. 1	
Bute County -	M. 20	F. 32	M. 1	F. 3	M. 6	F. 2	M. 6	F. 2	M. 1	F. 1	M. 1	F. 1	M. 2	F. 1	M. 1	F. 1	M. 1	F. 1	
Caithness County -	M. 40	F. 42	M. 13	F. 14	M. 6	F. 6	M. 6	F. 6	M. 1	F. 1	M. 1	F. 1	M. 3	F. 3	M. 1	F. 1	M. 1	F. 1	
Clackmannan County -	M. 44	F. 31	M. 3	F. 5	M. 6	F. 11	M. 6	F. 11	M. 3	F. 3	M. 3	F. 3	M. 5	F. 5	M. 1	F. 1	M. 1	F. 1	
Dumfries County -	M. 61	F. 76	M. 3	F. 5	M. 18	F. 16	M. 18	F. 15	M. 2	F. 3	M. 3	F. 1	M. 7	F. 6	M. 1	F. 1	M. 1	F. 1	
Dumfries Burgh -	M. 28	F. 26	M. 1	F. 3	M. 12	F. 8	M. 12	F. 8	M. 6	F. 4	M. 1	F. 1	M. 3	F. 6	M. 1	F. 1	M. 1	F. 1	
Dunbarton County -	M. 111	F. 99	M. 3	F. 7	M. 30	F. 17	M. 30	F. 17	M. 10	F. 4	M. 1	F. 1	M. 11	F. 4	M. 1	F. 1	M. 1	F. 1	
Clydebank Burgh -	M. 72	F. 50	M. 6	F. 6	M. 21	F. 19	M. 20	F. 18	M. 13	F. 15	M. 1	F. 2	M. 5	F. 2	M. 1	F. 1	M. 1	F. 1	
Dumbarton Burgh -	M. 43	F. 24	M. 3	F. 2	M. 5	F. 1	M. 5	F. 1	M. 1	F. 3	M. 1	F. 1	M. 3	F. 2	M. 1	F. 1	M. 1	F. 1	
East Lothian County -	M. 55	F. 75	M. 3	F. 3	M. 10	F. 13	M. 10	F. 13	M. 2	F. 4	M. 1	F. 5	M. 3	F. 2	M. 1	F. 1	M. 1	F. 1	
Fife County -	M. 246	F. 259	M. 13	F. 24	M. 54	F. 72	M. 54	F. 72	M. 14	F. 27	M. 2	F. 5	M. 21	F. 17	M. 1	F. 1	M. 1	F. 1	
Dunfermline Burgh -	M. 39	F. 44	M. 4	F. 3	M. 7	F. 9	M. 7	F. 9	M. 3	F. 5	M. 1	F. 1	M. 4	F. 4	M. 1	F. 1	M. 1	F. 1	
Kirkcaldy Burgh -	M. 69	F. 57	M. 8	F. 8	M. 6	F. 12	M. 6	F. 12	M. 3	F. 7	M. 2	F. 1	M. 3	F. 3	M. 1	F. 1	M. 1	F. 1	
Inverness County -	M. 153	F. 144	M. 55	F. 42	M. 29	F. 25	M. 28	F. 24	M. 8	F. 6	M. 2	F. 1	M. 19	F. 12	M. 1	F. 1	M. 1	F. 1	
Inverness Burgh -	M. 38	F. 54	M. 7	F. 16	M. 11	F. 15	M. 11	F. 15	M. 3	F. 3	M. 2	F. 3	M. 5	F. 5	M. 1	F. 1	M. 1	F. 1	
Kincardine County -	M. 44	F. 47	M. 2	F. 3	M. 13	F. 8	M. 13	F. 8	M. 6	F. 1	M. 1	F. 1	M. 1	F. 7	M. 1	F. 1	M. 1	F. 1	
Kirkcubright County -	M. 51	F. 42	M. 4	F. 5	M. 8	F. 8	M. 8	F. 8	M. 2	F. 2	M. 1	F. 1	M. 3	F. 6	M. 1	F. 1	M. 1	F. 1	
Forward -	2,780	2,817	230	281	491	526	489	523	8	10	143	165	33	40	213	238	3	3	16



The manner in which the Pauper Lunatics chargeable to each County and Large Burgh, placed on the Register of the Board during 1931, were dealt with, and the changes that have taken place during the year in respect of those on the Register on 1st January of that year.

COUNTIES AND LARGE BURGHS.	No. of Pauper Lunatics at 1st January, 1931.		Number Intimated during the year.	ESTABLISHMENT PATIENTS.*										"BOARDED OUT" PATIENTS.										
	In Establish- ments.			"Boarded out" in private Dwellings.		Placed in Establish- ments.				Discharged from Establishments.				Trans- ferred from Establish- ments.	Removed from Jurisdiction of Board.		Died.							
						Patients Intimated during 1931.		"Boarded out" Patients transferred.		Recovered.		Removal from Poor- Roll or from Jurisdiction of Board.			By Re- covery.			By Friends.						
	M.	F.	M.	F.	M.	F.	M.	F.	M.	F.	M.	F.	M.	F.	M.	F.	M.	F.						
<i>Brought forward -</i>	2,780	2,817	280	281	491	526	489	523	8	10	143	165	213	238	2	3	10	12	3	3	1	1	6	16
Lanark County -	370	343	12	12	63	79	63	79	...	1	21	22	22	15	...	...	...	2	2	...	...	...	...	...
Airdrie Burgh -	47	34	3	5	5	4	5	4	1	...	3	3	6	3	...	...	...	...	1	...	...	...	...	...
Coatbridge Burgh -	77	64	1	4	11	10	11	10	...	...	2	2	8	2	...	...	...	...	...	...	...	...	...	...
Glasgow Burgh -	1,935	1,818	181	181	279	261	279	260	2	...	65	79	141	140	...	1	9	9	...	...	1	1	2	7
Hamilton Burgh -	58	46	5	5	11	10	11	10	...	...	3	3	...	3	...	...	...	...	...	...	...	...	...	...
Motherwell and Wishaw Burgh -	98	74	1	3	25	16	25	16	...	...	12	4	...	4	...	...	...	...	...	...	...	...	...	...
Rutherglen Burgh -	33	45	...	...	6	6	6	6	...	...	1	3	...	2	...	...	...	...	...	...	...	...	...	...
Midlothian County -	116	107	11	15	22	20	22	20	1	1	6	2	...	14	...	...	...	...	...	...	...	...	...	...
Edinburgh Burgh -	557	575	74	121	94	106	94	106	7	10	32	51	4	45	...	...	9	12	...	...	...	...	1	4
Moray and Nairn County	77	106	18	19	9	13	9	13	...	...	3	2	...	3	...	...	...	...	...	...	...	...	1	...
Orkney County -	36	33	4	9	12	3	12	3	...	...	2	...	...	3	...	...	...	...	...	...	...	...	...	...
Peebles County -	22	25	...	...	5	3	5	3	...	...	1	...	...	1	...	...	...	...	...	...	...	...	...	...
Perth and Kinross County	154	192	11	...	18	34	18	34	1	...	9	6	1	14	...	...	...	...	...	...	...	...	...	...
Perth Burgh -	46	49	1	...	12	8	12	8	...	...	3	...	...	2	...	...	...	...	...	...	...	...	...	...
Renfrew County -	112	107	7	...	26	24	26	24	...	...	7	8	4	6	...	...	...	...	...	...	...	...	...	...
Greenock Burgh -	134	112	6	1	31	17	31	17	...	...	10	8	1	6	...	...	6	...	...	...	...	...	...	...
Paisley Burgh -	107	120	17	3	25	16	25	16	1	1	11	9	...	6	...	...	...	...	...	...	...	...	...	...
Port-Glasgow Burgh	26	30	5	3	5	3	5	3	...	...	...	3	1	1	...	...	...	...	...	...	...	...	...	...
Ross County -	142	149	56	58	27	26	26	26	1	3	9	9	1	20	1	...	1	1	...	...	...	...	2	3
Roxburgh County -	80	86	1	3	9	10	9	10	...	...	2	2	1	6	...	...	...	...	...	...	...	...	...	...
Selkirk County -	28	46	1	1	3	2	3	2	...	...	...	...	...	4	...	...	...	...	...	...	...	...	...	...
Shetland County -	34	46	9	11	7	10	7	10	...	...	1	2	1	8	...	...	...	...	...	...	...	...	1	...
Stirling County -	129	110	8	7	24	14	24	14	3	1	14	8	...	9	...	...	...	...	...	...	...	...	...	...
Falkirk Burgh -	52	45	2	...	8	8	8	8	...	...	8	4	1	1	...	...	...	...	...	...	...	...	...	...
Stirling Burgh -	31	29	2	...	12	7	12	7	1	...	3	3	2	4	...	...	...	...	...	...	...	...	...	...
Sutherland County -	45	32	3	10	5	9	5	9	...	...	2	2	1	1	...	...	...	...	...	...	...	...	1	1
West Lothian County -	98	68	7	6	22	12	22	12	...	...	9	2	2	6	...	...	...	...	...	...	...	...	...	...
Wigtown County -	31	54	5	6	7	8	7	8	1	...	...	3	...	4	...	...	...	...	...	...	...	...	...	...
TOTALS	7,455	7,352	633	773	1,374	1,265	1,371	1,261	27	28	335	419	113	597	3	4	35	34	5	10	1	3	15	32

\* Inmates of Schools for Imbeciles are not included in this Table.



## APPENDIX.—TABLE IX.

The Number of Orders granted by the Sheriffs for Admission of Lunatics into any Public, Private, District or Parochial Asylum or House, stating the Asylum or House to which such Order was sent, during the Year ended 31st December, 1931.

Orders granted by the Sheriffs of the County of	For the Admission of Patients into the Asylum or House of	No. of Orders Granted	Total.
1. Aberdeen - -	Royal Asylum, Aberdeen - - - -	154	245
	District Asylum, Aberdeen - - - -	91	
2. Angus - - -	Royal Asylum, Aberdeen - - - -	3	179
	Crichton Royal Institution, Dumfries - - -	1	
	Royal Asylum, Dundee - - - -	6	
	Do. Montrose - - - -	85	
	District Asylum, Dundee - - - -	79	
	Do. Edinburgh - - - -	1	
	Do. Fife - - - -	1	
	Do. Midlothian - - - -	1	
	Do. Morayshire - - - -	1	
	Do. Perth - - - -	1	
3. Argyll - - -	Royal Asylum, Glasgow - - - -	1	45
	District Asylum, Argyll - - - -	44	
4. Ayr - - - -	District Asylum, Ayr - - - -	141	142
	Do. Lanark - - - -	1	
5. Banff - - -	Royal Asylum, Aberdeen - - - -	1	27
	District Asylum, Banff - - - -	26	
6. Berwick - - -	District Asylum, Roxburgh - - - -	4	4
7. Bute - - - -	Royal Asylum, Glasgow - - - -	1	
	Do. Montrose - - - -	1	13
	District Asylum, Argyll - - - -	9	
	Do. Paisley - - - -	1	
	Do. Renfrew - - - -	1	
8. Caithness - -	Royal Asylum, Aberdeen - - - -	1	15
	Do. Montrose - - - -	13	
	District Asylum, Lanark - - - -	1	
9. Clackmannan -	District Asylum, Stirling - - - -	5	5
10. Dumbarton -	District Asylum, Stirling - - - -	4	
11. Dumfries - -	Crichton Royal Institution, Dumfries - - -	124	124
12. East Lothian -	Royal Asylum, Edinburgh - - - -	1	
	District Asylum, East Lothian - - - -	24	
	Do. Lanark - - - -	1	26
13. Edinburgh - - (Midlothian)	Crichton Royal Institution, Dumfries - - -	1	
	Royal Edinburgh Hospital for Mental Disorders	74	
	District Asylum, Edinburgh - - - -	197	
	Do. Midlothian - - - -	46	
	Do. Stirling - - - -	1	
	Private Asylum, New Saughton Hall - - -	4	
14. Fife - - - -	District Asylum, Fife - - - -	155	155
15. Inverness - -	Royal Asylum, Aberdeen - - - -	2	
	District Asylum, Inverness - - - -	116	118
16. Kincardine - -	Royal Asylum, Aberdeen - - - -	1	
	Do. Montrose - - - -	1	
17. Kinross - - -	District Asylum, Fife - - - -	4	4
18. Kirkcudbright -	Crichton Royal Institution, Dumfries - - -	2	
			2
	Carry forward - - - -		1,433



APPENDIX.—TABLE IX.—*continued.*

The Number of Orders granted by the Sheriffs for Admission of Lunatics into any Public, Private, District or Parochial Asylum or House, stating the Asylum or House to which such Order was sent, during the Year ended 31st December, 1931.

Orders granted by the Sheriffs of the County of	For the Admission of Patients into the Asylum or House of	No. of Orders Granted	Total.
19. Lanark - -	Brought forward - - -		1,433
	Crichton Royal Institution, Dumfries - - -	2	
	Royal Asylum, Glasgow - - -	44	
	Do. Montrose - - -	2	
	Do. Perth - - -	1	
	District Asylum, Argyll - - -	66	
	Do. Ayr - - -	2	
	Do. Dundee - - -	1	
	Do. Edinburgh - - -	3	
	Do. Fife - - -	6	
	Do. Glasgow (Gartloch) - - -	111	
	Do. Glasgow (Woodilee) - - -	132	
	Do. Govan - - -	139	
	Do. Inverness - - -	4	
	Kirklands Asylum, Bothwell - - -	28	
	District Asylum, Lanark - - -	210	
	Do. Midlothian - - -	33	
	Do. Morayshire - - -	1	
	Do. Paisley - - -	20	
	Do. Perth - - -	1	
	Do. Renfrew - - -	11	
	Do. Stirling - - -	3	
	Parochial Asylum, Greenock - - -	1	
			821
20. Moray - -	District Asylum, Morayshire - - -	26	26
21. Nairn - -	District Asylum, Inverness - - -	2	
	Do. Morayshire - - -	1	
			3
22. Orkney - -	Royal Edinburgh Hospital for Mental Disorders - - -	15	
	District Asylum, Aberdeen - - -	1	
			16
23. Peebles - -	District Asylum, Midlothian - - -	7	7
24. Perth - -	Royal Asylum, Montrose - - -	1	
	Do. Perth - - -	31	
	District Asylum, Perth - - -	68	
			100
25. Renfrew - -	Crichton Royal Institution, Dumfries - - -	1	
	District Asylum, Argyll - - -	1	
	Do. Paisley - - -	61	
	Do. Renfrew - - -	49	
	Parochial Asylum, Greenock - - -	40	
			152
26. Ross - -	District Asylum, Inverness - - -	26	26
27. Roxburgh - -	District Asylum, Roxburgh - - -	51	
	Private Asylum, St. Andrew's, Hawick - - -	2	
			53
28. Selkirk - -		...	...
29. Shetland - -	Royal Asylum, Aberdeen - - -	1	
	Do. Montrose - - -	17	
			18
30. Stirling - -	District Asylum, Stirling - - -	204	204
31. Sutherland - -	Royal Edinburgh Hospital for Mental Disorders - - -	1	
	District Asylum, Inverness - - -	1	
			2
32. West Lothian - -		...	...
33. Wigtown - -	Crichton Royal Institution, Dumfries - - -	12	12
	TOTAL - - -		2,873



## APPENDIX—TABLE X.

Average Number of Patients Resident, and the Results of Treatment in each Asylum or other Establishment, for the Year 1931.

(a) Royal and District Asylums.

ROYAL AND DISTRICT ASYLUMS.			Average Number Resident.		Admissions (including Transfers).		Discharges.			Transfers.			Deaths.		Proportion of Recoveries per cent. on Admissions.		Proportion of Deaths per cent. on Average Number Resident.	
			M.	F.	M.	F.	M.	F.	M.	F.	M.	F.	M.	F.	M.	F.	M.	F.
1. Aberdeen Royal Asylum	...	...	140.0	178.5	23	48	7	8	15	2	6	6	15	21	30.4	16.7	10.7	11.8
2. Aberdeen District Asylum	...	...	394.5	485.5	60	106	18	22	11	19	2	6	8	43	30.0	20.8	8.6	9.2
3. Argyll District Asylum	...	...	359.5	342.5	48	48	13	10	2	4	1	2	3	23	27.1	20.8	5.8	6.7
4. Ayr District Asylum	...	...	292.0	258.0	81	62	14	10	1	1	...	...	3	13	27.3	16.1	7.1	5.0
5. Banff District Asylum	...	...	350.5	303.5	75	77	22	31	4	4	1	...	6	41	29.3	40.3	12.0	13.5
6. Orkney Royal Institution, Dumfries	...	...	110.0	87.0	14	23	5	3	1	1	...	...	1	14	35.7	13.6	1.8	16.1
7. Dundee Royal Asylum	...	...	167.5	217.5	25	42	9	11	9	...	...	...	8	20	36.0	26.2	4.8	9.2
8. Dundee District Asylum	...	...	170.0	180.0	47	39	13	13	2	1	...	...	1	25	27.7	33.3	8.2	13.9
9. East Lothian District Asylum	...	...	337.5	397.5	72	81	22	24	13	10	...	...	2	45	30.6	29.6	6.5	11.3
10. Edinburgh Royal Asylum	...	...	16.0	27.5	...	7	...	...	...	...	...	...	...	6	...	...	12.5	21.8
11. Edinburgh District Asylum	...	...	271.5	294.5	44	40	11	9	1	...	...	...	1	26	25.0	22.5	5.5	8.8
12. Fife District Asylum	...	...	109.5	134.0	10	14	3	5	...	...	...	...	1	6	30.0	35.7	4.6	4.5
13. Glasgow Royal Asylum	...	...	218.0	274.0	32	51	6	11	6	6	...	...	2	20	18.8	21.6	6.0	7.3
14. Glasgow District Asylum, Gartloch	...	...	80.5	76.0	12	3	2	...	...	...	...	...	...	5	16.7	...	6.2	6.5
15. Glasgow District Asylum, Woodilee	...	...	298.5	350.0	44	54	8	11	6	6	...	...	18	25	18.2	20.4	6.0	7.1
16. Govan District Asylum	...	...	488.5	494.5	120	124	38	51	2	7	...	...	53	42	31.7	41.1	10.8	8.5
17. Inverness District Asylum	...	...	415.5	437.5	76	102	24	41	3	6	...	...	29	27	31.6	40.2	7.0	6.2
18. Kirklands Asylum at Bothwell	...	...	138.5	219.0	16	32	11	13	3	3	...	...	13	13	68.8	40.6	6.9	5.9
19. Leith District Asylum	...	...	435.0	355.0	72	64	14	23	9	17	...	...	23	28	19.4	35.9	5.3	7.3
20. Midlothian District Asylum	...	...	681.0	566.0	82	66	13	11	14	8	...	...	55	44	15.9	19.6	8.1	7.8
21. Montrose Royal Asylum	...	...	479.0	380.5	76	75	29	30	4	4	...	...	30	38	38.2	40.0	6.3	10.0
22. Moray District Asylum	...	...	400.5	361.5	76	84	20	19	4	3	...	...	38	39	26.3	22.6	9.5	10.8
23. Paisley District Asylum	...	...	137.5	116.5	18	11	7	1	...	...	...	...	14	11	38.9	9.1	10.2	9.4
24. Murray's Royal Asylum, Perth	...	...	709.0	591.0	109	128	36	50	7	2	...	...	1	30	33.0	39.1	5.8	5.1
25. Perth District Asylum	...	...	185.0	177.5	39	53	7	5	1	3	...	...	2	25	17.9	9.4	11.9	14.1
26. Renfrew District Asylum	...	...	95.0	95.0	10	12	4	7	4	2	...	...	...	9	40.0	58.3	2.1	9.5
27. Roxburgh District Asylum	...	...	270.0	282.5	55	48	13	8	1	4	...	...	2	29	23.6	16.7	6.7	10.3
28. Stirling District Asylum	...	...	365.0	377.5	65	60	17	15	5	6	...	...	2	38	26.2	25.0	5.5	10.1
29. Stirling District Asylum	...	...	65.0	102.5	14	17	1	4	...	...	...	...	4	7	7.1	23.5	6.2	6.8
30. Stirling District Asylum	...	...	185.5	138.5	55	39	20	17	...	...	...	...	22	16	36.4	43.6	11.9	11.5
31. Stirling District Asylum	...	...	58.0	66.5	19	19	4	5	...	...	...	...	7	6	21.1	26.3	12.1	9.0
32. Stirling District Asylum	...	...	203.5	229.5	31	41	8	13	1	...	...	...	17	14	25.8	31.7	8.4	6.1
33. Stirling District Asylum	...	...	202.0	197.0	35	31	6	11	6	6	...	...	17	9	17.1	35.5	8.4	4.5
34. Stirling District Asylum	...	...	177.0	222.5	27	31	7	9	1	1	...	...	13	15	25.9	29.0	7.3	6.7
35. Stirling District Asylum	...	...	572.5	452.5	144	110	62	44	...	...	...	...	54	33	43.1	40.0	9.4	7.3

General Results



## Average Number of Patients Resident, and the Results of Treatment in each Asylum or other Establishment, for the Year 1931.

(b) *Private Asylums.*

Private Asylums.	Average Number Resident.		Admissions (including Transfers).		Discharges.				Transfers.				Deaths.		Proportion of Recoveries per cent. on Admissions.		Proportion of Deaths per cent. on Average Number Resident.	
	M.	F.	M.	F.	Recovered.	Relieved.	Not Improved.	To other Establishments.	To Private Dwellings as Single Patients.									
New Saughton Hall	-	-	-	-	-	-	-	-	-	-	-	-	-	-	-	-	-	
St. Andrews	-	-	-	-	-	-	-	-	-	-	-	-	-	-	-	-	-	
General Results	-	-	-	-	-	-	-	-	-	-	-	-	-	-	-	-	-	

(c) *Parochial Asylum.*

(Lunatic Wards of Poorhouse with Unrestricted Licence.)

Parochial Asylum.	Average Number Resident.		Admissions (including Transfers).		Discharges.				Transfers.		Deaths.		Proportion of Recoveries per cent. on Admissions.		Proportion of Deaths per cent. on Average Number Resident.					
	M.	F.	M.	F.	Recovered.	Relieved.	Not Improved.		To other Establishments.	To Private Dwellings as Single Patients.	M.	F.	M.	F.	M.	F.				
							M.	F.												
Greenock -	-	-	-	-	10	9	1	...	M.	F.	2	2	M.	F.	11	6	32.3	50.0	7.9	5.4



APPENDIX.—TABLE X.—*continued.*

Average Number of Patients Resident, and the Results of Treatment in each Asylum or other Establishment, for the Year 1931.

(d) *Lunatic Wards of Poorhouses with Restricted Licences.*

Lunatic Wards of Poorhouses.	Average Number Resident.		Admissions (including Transfers).		Discharges.			Transfers.		Deaths.		Proportion of Recoveries per cent. on Admissions.		Proportion of Deaths per cent. on Average Number Resident.	
	M.	F.	M.	F.	Recovered.	Relieved.	Not Improved.	To other Establishments.	To Private Dwellings as Single Patients.	M.	F.	M.	F.	M.	F.
1. Buchan (New Maud)	-	-	-	-	-	-	-	-	-	-	-	-	-	-	-
2. Cunningham (Irvine)	-	-	-	-	-	-	-	-	-	-	-	-	-	-	-
3. Dumbarton	-	-	-	-	-	-	-	-	-	-	-	-	-	-	-
4. Dundee (East)	-	-	-	-	-	-	-	-	-	-	-	-	-	-	-
5. Govan (Glasgow)	-	-	-	-	-	-	-	-	-	-	-	-	-	-	-
6. Inveresk (Musselburgh)	-	-	-	-	-	-	-	-	-	-	-	-	-	-	-
7. Kincardine (Stonehaven)	-	-	-	-	-	-	-	-	-	-	-	-	-	-	-
8. Lewis	-	-	-	-	-	-	-	-	-	-	-	-	-	-	-
9. Lamlithgow	-	-	-	-	-	-	-	-	-	-	-	-	-	-	-
10. Long Island	-	-	-	-	-	-	-	-	-	-	-	-	-	-	-
11. Old Monkland	-	-	-	-	-	-	-	-	-	-	-	-	-	-	-
12. Paisley	-	-	-	-	-	-	-	-	-	-	-	-	-	-	-
13. Perth	-	-	-	-	-	-	-	-	-	-	-	-	-	-	-
14. Wigtown (Stranraer)	-	-	-	-	-	-	-	-	-	-	-	-	-	-	-
General Results	449.5	428.5	34	28	2	1	1	15	7	21	13	5.9	3.6	4.7	3.0



## APPENDIX.—TABLE XI.

Return exhibiting the Number of Licences granted by the Board for the Continuance, Establishment, or Renewal of Private Asylums, Lunatic Wards of Poorhouses, and Institutions for Mental Defectives during the Year ended 31st December, 1931.

Name.	Number of Licences granted for Continuance or Renewal.	Number of Licences granted for Establishment.	Total.
1. Private Asylums	2	...	2
2. Lunatic Wards of Poorhouses	14	...	14
3. Institutions for Mental Defectives	13	...	13
TOTAL	29	...	29



## APPENDIX

## Classification of all Recorded Causes of Death of Private Patients

(a)

ESTABLISHMENTS.	Average Number Resident.		Total Number of Deaths.		1. General Paralysis of the Insane and Syphilitic Affections of Brain.		2. General Diseases of the Brain.		3. Epilepsy and Convulsions.		4. Exhaustion from Acute Mental Affections not caused by Nervous Diseases otherwise designated.		5. Diseases of the Spinal Cord and Nervous System.		Males.
	M.	F.	M.	F.	M.	F.	M.	F.	M.	F.	M.	F.	M.	F.	
Aberdeen Royal -	140.0	178.5	15	21	...	...	1	5	...	...	1	...	...	...	9
Crichton Royal -	167.5	217.5	8	20	...	...	...	3	1	1	...	3	...	2	5
Dundee Royal -	16.0	27.5	2	6	...	...	...	...	1	...	...	2	...	...	...
*Edinburgh Royal -	218.0	274.0	13	20	...	...	4	3	1	1	...	...	...	...	10
Glasgow Royal -	188.5	219.0	13	13	...	...	4	3	1	...	...	...	...	...	6
Montrose Royal -	95.0	95.0	2	9	...	...	1	...	1	...	...	...	...	...	1
Murray's Royal -	58.0	66.5	7	6	2	...	...	...	...	...	...	...	...	...	5
(b) Ascertained by the Registrar-General.															
New Saughton Hall	12.5	27.0	2	2	...	...	2	...	...	...	...	...	...	...	1
St. Andrew's, Hawick	...	2.0	...	...	...	...	...	...	...	...	...	...	...	...	...
TOTAL -	895.5	1107.0	62	97	2	...	12	14	5	2	1	5	...	2	35

\* Royal Edinburgh Hospital for Mental Disorders.



## E XII. (i.).

Died in Asylums and other Establishments in the Year 1931.

ms.

	8. Bronchitis, Pleurisy and other forms of Pul- monary Disease.		9. Diseases of the Ali- mentary Glandular and Genito- Urinary Systems.		10. Dysentery (Colitis), Diarrhoea, and Infective Enteritis.		11. Erysipelas, Abscess, Pyæmia, Septicæ- mia, and Cellulitis.		12. In- fluenza.		13. Typhoid and other Infectious and Contagious Diseases.		14. Cancer, Carcinoma, Sarcoma, Malignant Diseases, excluding Malignant Diseases of the Brain.		15. Tuber- culosis and Pul- monary Phthisis.		16. Atrophy, Debility, and Old Age.		17. Suicides and Acci- dents.	
	M.	F.	M.	F.	M.	F.	M.	F.	M.	F.	M.	F.	M.	F.	M.	F.	M.	F.	M.	F.
2	3	3	1	1	...	...	...	...	1	...	...	...	...	1	3	...	1	1	...	...
7	1	4	2	1	...	...	...	1	...	...	...	...	...	...	1	...	2	4	...	...
2	...	...	...	1	...	...	...	...	...	1	...	...	...	1	1	...	...	2	...	...
9	5	12	2	3	...	...	...	1	...	1	...	...	...	2	...	...	4	2	...	1
8	2	2	2	1	...	...	1	1	...	1	...	...	2	...	...	...	6	10	...	...
1	...	...	...	...	...	...	...	...	...	...	...	...	...	...	2	...	...	3	...	...
...	2	...	4	...	...	...	...	...	...	...	...	...	...	...	...	...	...	...	...	...

ms.

1	...	...	...	...	...	...	...	...	...	...	...	...	...	1	...	...	1	1	...	...
...	...	...	...	...	...	...	...	...	...	...	...	...	...	...	...	...	...	...	...	...
30	13	21	11	7	...	...	1	3	1	3	...	...	2	5	7	...	14	23	...	1



## APPENDIX—

## Classification of all Recorded Causes of Death of Pauper Patients

## (a) Royal and

ESTABLISHMENTS.	Average Number Resident.		Total Number of Deaths.		1. General Paralysis of the Insane and Syphilitic Affections of the Brain.		2. General Diseases of the Brain.		3. Epilepsy and Convulsions.		4. Exhaustion from Acute Mental Affections not caused by Nervous Diseases otherwise designated.		5. Diseases of the Spinal Cord and Nervous System.		6. Diseases of the Heart and Blood Vessels.	
	M.	F.	M.	F.	M.	F.	M.	F.	M.	F.	M.	F.	M.	F.	M.	F.
Aberdeen Royal - - -	254.5	287.0	19	22	3	1	3	2	...	2	...	4	...	...	10	8
Aberdeen District - - -	359.5	342.5	21	23	...	...	7	5	1	...	1	...	...	1	8	14
Argyll District - - -	252.0	258.0	18	13	3	...	5	1	2	...	...	...	1	...	12	9
Ayr District - - -	350.5	303.5	42	41	20	7	3	3	2	2	2	1	1	1	9	12
Banff District - - -	110.0	87.0	2	14	...	...	1	1	1	...	2	...	...	...	...	8
Crichton Royal - - -	170.0	180.0	14	25	...	...	1	3	1	...	2	3	...	2	6	6
Dundee District - - -	271.5	294.5	15	26	...	...	4	6	3	...	...	1	...	...	6	9
East Lothian District - - -	109.5	134.0	5	6	...	...	...	...	1	...	...	...	1	...	4	...
*Edinburgh Royal - - -	80.5	76.0	5	5	...	...	...	1	1	...	...	...	...	...	3	2
Edinburgh District - - -	488.5	494.5	53	42	13	2	7	5	...	2	2	...	2	...	42	25
Fife District - - -	415.5	437.5	29	27	5	...	2	3	1	1	...	3	...	...	8	9
Glasgow District (Gartloch) - - -	435.0	385.0	23	28	5	6	4	5	1	...	1	2	...	...	7	7
Glasgow District (Woodilee) - - -	681.0	566.0	55	44	8	...	20	21	2	1	3	5	...	1	35	23
Govan District - - -	479.0	380.5	30	38	2	2	8	8	1	5	...	...	...	1	13	22
Inverness District - - -	400.5	361.5	38	39	1	2	20	17	2	2	2	7	...	1	6	5
Kirklands Asylum - - -	137.5	116.5	14	11	3	1	1	5	...	...	1	...	...	1	4	4
Lanark District - - -	709.0	591.0	41	30	4	1	11	6	1	...	...	...	...	1	25	22
Midlothian District - - -	185.0	177.5	22	25	2	1	2	5	2	...	1	...	...	...	14	16
Montrose Royal - - -	270.0	282.5	18	29	1	...	3	4	1	3	...	...	...	1	18	29
Morayshire District - - -	65.0	102.5	4	7	...	...	2	2	...	...	...	...	...	...	2	2
Paisley District - - -	185.5	138.5	22	16	3	...	4	3	4	...	1	2	...	...	7	9
Perth District - - -	203.5	229.5	17	14	3	...	...	1	...	2	1	...	...	...	2	1
Renfrew District - - -	202.0	197.0	17	9	1	...	2	2	2	...	...	...	...	1	8	...
Roxburgh District - - -	177.0	222.5	13	15	2	...	...	1	2	...	4	...	...	...	2	5
Stirling District - - -	572.5	452.5	54	33	3	...	11	2	4	3	...	...	...	...	27	19

## (b) Parochial Asylum.—Lunatic Wards of

Greenock Parochial - - -	138.5	111.5	11	6	3	...	3	...	...	...	...	...	...	...	1	3
--------------------------	-------	-------	----	---	---	-----	---	-----	-----	-----	-----	-----	-----	-----	---	---

## (c) Lunatic Wards of Poorhouses

Buchan - - -	22.0	19.0	...	...	...	...	...	...	...	...	...	...	...	...	...	...
Cunninghame - - -	44.5	38.5	2	...	...	...	...	...	...	...	...	...	...	...	1	...
Dumbarton - - -	30.0	19.5	...	...	...	...	...	...	...	...	...	...	...	...	...	...
Dundee, East - - -	48.0	42.0	2	4	...	...	...	1	...	...	...	...	...	...	...	4
Govan - - -	102.5	115.0	3	4	...	...	...	1	...	1	...	...	...	...	3	1
Inveresk - - -	16.0	15.5	...	2	...	...	...	1	...	...	...	...	...	...	...	...
Kincardine - - -	18.0	19.5	2	1	...	...	...	...	...	...	...	...	...	...	1	1
Lewis - - -	10.5	16.0	1	1	...	...	...	...	...	...	...	...	...	...	1	...
Linnlithgow - - -	16.0	13.0	1	...	...	...	...	...	...	...	...	...	...	...	1	...
Long Island - - -	24.0	14.5	3	...	...	...	...	...	...	...	...	...	...	...	3	...
Old Monkland - - -	25.0	24.5	2	...	1	...	...	...	...	...	...	...	...	...	2	...
Paisley - - -	52.5	55.5	1	1	...	...	...	...	...	...	...	...	...	...	1	1
Perth - - -	20.0	20.0	4	...	...	...	...	...	...	...	...	...	...	...	1	...
Wigtown - - -	20.5	16.0	...	...	...	...	...	...	...	...	...	...	...	...	...	...
Pauper Patients - - -	8152.5	7637.5	623	601	86	23	123	115	35	24	21	30	3	13	293	276
Private Patients - - -	895.5	1107.0	62	97	2	...	12	14	5	2	1	5	...	2	35	49
TOTALS - - -	9048.0	8744.5	685	698	88	23	135	129	40	26	22	35	3	15	328	325

\* Royal Edinburgh Hospital for Mental Disorders.



TABLE XII.—(ii.).

Who Died in Asylums and other Establishments in the Year 1931.

District Asylums.

7.		8.		9.		10.		11.		12.		13.		14.		15.		16.		17.	
Pneu- monia.		Bron- chitis, Pleurisy and other forms of Pul- monary Disease.		Diseases of the Al- imentary, Glandu- lar and Genito- Urinary Systems.		Dysen- tery (Colitis), Diarrhoea and Infective Enteritis.		Ery- sipelas, Abscess, Pyæmia, Septicæ- mia, and Cellu- litis.		In- fluenza.		Typhoid and other Infec- tious and Con- tagious Diseases		Cancer, Carci- noma, Sar- coma, Malign- ant Diseases, <i>excluding</i> Malign- ant Diseases of the Brain.		Tuber- culosis and Pul- monary Phthisis.		Atrophy, De- bility, and Old Age.		Suicides and Acci- dents.	
M.	F.	M.	F.	M.	F.	M.	F.	M.	F.	M.	F.	M.	F.	M.	F.	M.	F.	M.	F.	M.	F.
2	2	5	2	1	1	...	...	...	...	4	...	...	...	...	1	2	4	...	...	...	...
...	2	2	1	5	...	...	1	...	...	...	...	...	...	2	1	2	4	1	1	...	...
3	...	3	...	5	9	...	...	1	1	...	...	...	...	1	1	1	3	3	5	...	...
2	...	1	2	9	17	1	...	...	...	...	...	...	...	3	6	3	9	10	...	...	
...	...	1	1	1	2	...	...	...	1	...	1	...	...	2	...	1	...	1	...	...	
1	3	1	4	2	1	...	3	...	...	...	...	...	...	1	3	2	2	1	3	1	...
4	7	...	1	...	...	...	...	...	...	...	...	...	...	2	1	7	...	...	...	...	
...	...	...	...	...	2	...	...	...	...	...	...	...	...	2	1	1	1	1	1	...	...
2	2	3	2	1	...	...	...	...	...	...	...	...	...	1	...	2	2	1	...	...	
25	7	13	7	3	5	...	...	2	1	...	...	...	...	4	1	7	7	22	3	1	...
5	4	4	3	2	2	...	...	...	1	...	...	...	...	4	1	1	3	13	11	2	1
4	9	5	6	3	1	...	...	1	...	...	...	...	...	1	3	1	6	14	...	...	
11	4	21	6	...	5	...	...	2	...	...	...	...	...	3	2	1	2	11	19	...	...
7	11	9	10	5	2	...	...	1	1	...	2	...	...	...	4	4	6	16	...	...	
4	5	2	7	3	1	...	1	1	1	2	2	...	...	3	...	7	4	17	18	...	1
7	1	3	1	2	1	...	...	1	...	...	...	...	...	1	1	4	1	7	5	...	...
7	5	3	8	3	1	...	1	2	1	...	...	...	...	1	1	5	4	9	14	...	1
...	7	2	...	7	6	...	...	...	...	1	...	...	...	1	1	1	2	8	16	...	...
1	3	1	4	2	...	...	...	1	1	...	...	...	...	1	2	...	...	5	9	...	...
...	...	1	...	...	1	...	...	...	1	...	...	...	...	1	...	...	...	1	1	...	...
1	...	2	1	4	1	1	1	...	1	1	1	...	...	1	2	2	...	1	6	3	...
...	...	...	...	1	1	...	...	1	1	...	...	...	...	...	...	3	...	6	8	...	...
1	3	1	...	1	1	...	...	...	...	...	...	...	...	...	1	4	2	7	3	...	...
2	1	2	2	...	...	...	...	...	...	...	...	...	...	...	1	...	...	2	8	...	...
6	2	6	4	5	5	1	1	2	...	...	...	...	...	2	1	...	1	12	12	...	...

Poorhouse with Unrestricted Licence.

...	2	...	2	...	...	...	...	...	...	...	...	...	...	1	...	1	2	2	...	...	...
-----	---	-----	---	-----	-----	-----	-----	-----	-----	-----	-----	-----	-----	---	-----	---	---	---	-----	-----	-----

with Restricted Licences.

...	...	...	...	...	...	...	...	...	...	...	...	...	...	...	...	...	...	...	...	...	...
...	...	...	...	...	...	...	...	...	...	...	...	...	...	1	...	...	...	1	...	...	...
...	...	...	...	...	...	...	...	...	...	...	...	...	...	...	...	...	...	...	...	...	...
1	1	1	1	1	...	...	...	...	...	...	...	...	...	...	...	1	...	1	...	...	...
...	...	...	...	...	1	...	...	...	...	...	...	...	...	...	...	...	1	...	1	...	...
...	...	...	...	...	...	...	...	...	...	...	...	...	...	...	...	...	...	...	1	...	...
2	...	1	...	...	...	...	...	...	...	...	...	...	...	...	...	...	...	...	...	...	...
...	...	...	...	...	1	...	...	...	...	...	...	...	...	...	...	...	...	...	...	...	...
...	...	1	...	...	...	...	...	...	...	...	...	...	...	...	...	...	...	1	...	...	...
...	...	...	...	...	1	...	...	...	...	...	...	...	...	...	...	...	...	...	...	...	...
...	...	...	...	...	1	...	...	...	...	...	...	...	...	...	...	...	...	2	...	...	...
...	...	...	...	...	...	...	...	...	...	...	...	...	...	...	...	...	...	...	...	...	...
98	81	94	75	69	67	3	8	15	11	7	7	...	...	28	31	59	61	156	188	7	3
19	30	13	21	11	7	...	...	1	3	1	3	...	...	2	5	7	...	14	23	...	1
117	111	107	96	80	74	3	8	16	14	8	10	...	...	30	36	66	61	170	211	7	4



*Appendix to the Eighteenth Annual Report of the  
General Board of Control for Scotland.*

**APPENDIX.—TABLE XIII.**

Present Weekly Rates of Board in Royal and District Asylums, and  
the estimated Weekly Cost of Patients in Parochial Asylums and Poor-  
houses.

ROYAL OR CHARTERED ASYLUMS.				Rates for Pauper Patients.		Minimum Rates for Private Patients.*			
				From the District.	From beyond the District.	Special or District Rate.		General Rate.	
				†		s.	d.	s.	d.
Aberdeen Royal	-	-	-	23	1	23	1	21	2
Crichton „	-	-	-	18	10	27	8	27	8
Dundee „	-	-	-	...	...	20	0	42	4
Royal Edinburgh Hospital for Mental Disorders	-	-	-	23	0	28	2	...	22 4
Glasgow Royal	-	-	-	...	...	...	...	25	0
Montrose „	-	-	-	19	3	20	5	17	8
Murray's „ Perth	-	-	-	...	...	30	9	46	2
DISTRICT ASYLUMS.				s.	d.	s.	d.	s.	d.
Aberdeen District	-	-	-	18	6	27	9	...	...
Argyll and Bute District	-	-	-	17	6	24	0	19	0
Ayr „	-	-	-	15	4	...	...	17	4
Banff „	-	-	-	14	0	22	3	22	3
Dundee „	-	-	-	24	2	24	2	...	...
East Lothian „	-	-	-	16	6	18	5	18	5
Edinburgh „	-	-	-	23	8	31	2	31	2
Fife „	-	-	-	17	8	21	6	21	6
Glasgow District (Gartloch)	-	-	-	23	4	23	4	...	...
Glasgow „ (Woodilee)	-	-	-	21	0	21	0	...	...
Govan „	-	-	-	19	10	19	10	25	5
Inverness „	-	-	-	20	6	22	0	...	...
Kirklands Asylum, Bothwell	-	-	-	19	6	23	6	...	...
Lanark District	-	-	-	18	1	23	4	21	0
Midlothian „	-	-	-	17	6	19	10	...	24 5
Moray „	-	-	-	17	4	19	2	17	4
Paisley „	-	-	-	22	2	22	9	22	9
Perth „	-	-	-	15	0	22	6	22	6
Renfrew „	-	-	-	21	6	...	...	...	...
Roxburgh „	-	-	-	20	6	21	7	23	1
Stirling „	-	-	-	18	1	25	0	...	21 2
PAROCHIAL ASYLUM.				† Estimated Weekly Cost of Patients belonging to Local Authority or Combination.		Rates charged for Boarders from other Areas.			
				s.	d.	s.	d.	s.	d.
Greenock Parochial				24	11	25	0		
LUNATIC WARDS OF POORHOUSES.	† Estimated Weekly Cost of Patients belonging to Local Authority or Combination.		Rates charged for Boarders from other Areas.	LUNATIC WARDS OF POORHOUSES—Continued.		† Estimated Weekly Cost of Patients belonging to Local Authority or Combination.		Rates charged for Boarders from other Areas.	
	s.	d.	s. d.			s.	d.	s.	d.
Buchan	10	6	10 6	Lewis	-	17	0	...	...
Cunninghame	15	0	15 0	Linlithgow	-	16	0	16	11
Dumbarton	14	9	...	Long Island	-	11	7	13	0
Dundee, East	16	11	16 11	Old Monkland	-	15	0	18	0
Govan	16	8	15 2	Paisley	-	19	3	20	5
Inveresk	13	5	...	Perth	-	...	...	20	0
Kincardine	13	10	14 7	Wigtown	-	13	5	14	7

\* Most, if not all, of the Royal Asylums receive special cases at lower rates.

† The rent is taken as the proportion allocated to the lunatic wards of the gross rental in the valuation roll for the year, divided by the number of inmates for which the wards are licensed.

† The rates in this column for the Crichton Royal Institution and for District Asylums are for maintenance only.



## APPENDIX 24



## APPENDIX—

The Expenditure on the Maintenance and Management of District Asylums, and the Quantity of Food supplied to each Patient and the Cost per Patient of the various Articles of Food.

ASYLUMS.	AVERAGE NUMBER OF INMATES.			ARTICLES OF FOOD.							
				1. Fresh Butcher Meat (including Poultry and Game).		2. Cured Butcher Meat.		3. Fresh Fish.		4. Butter.	
	Patients.	Officers and Servants Boarded.	Total.	Quantity per Patient.	Cost per Patient.	Quantity per Patient.	Cost per Patient.	Quantity per Patient.	Cost per Patient.	Quantity per Patient.	Cost per Patient.
1. Aberdeen ...	721	112	833	lbs. 101	£ s. d. 3 7 5	lbs. 13	s. d. 8 3	lbs. 13	s. d. 7	...	...
2. Argyll ...	481	65	546	57	2 19 4	6	8 3	5	1	...	...
3. Ayr ...	639	108	747	58	2 12 8	13	9 11	24	10	...	...
4. Banff ...	196	36	232	68	3 6 7	10	7 0	40	12 1	...	...
5. Dundee ...	554	86	640	81	3 2 7	13	8 2	28	12	...	...
6. East Lothian ...	256	47	303	47	3 7 9	5	6 9	27	13	...	...
7. Edinburgh ...	1040	224	1264	90	5 10 8	2	7 11	17	8	...	...
8. Fife ...	844	155	999	68	2 19 9	8	6 7	18	4	...	...
†9. Glasgow (Gartloch) ...	820	156	976	...	...	...	...	...	...	...	...
†10. Glasgow (Woodilee) ...	1247	232	1479	...	...	...	...	...	...	...	...
11. Govan ...	864	157	1021	81	3 19 10	...	3 9	26	10 1	...	...
12. Inverness ...	744	161	905	71	3 14 8	...	4 6	64	14	...	...
13. Kirkcaldy ...	258	42	300	54	2 9 7	9	15 5	30	8	...	...
14. Lanark ...	1296	166	1462	76	2 14 10	10	10 4	9	3 1	...	...
15. Midlothian ...	354	57	411	74	2 18 10	16	13 9	19	5	...	...
16. Morayshire ...	165	33	198	82	3 15 9	2	4 0	30	11 1	...	...
17. Paisley ...	330	49	379	71	2 14 3	...	7 10	14	7	...	...
18. Perth ...	427	60	487	98	3 7 6	4	6 6	5	1	...	...
19. Renfrew ...	382	90	472	57	2 14 1	...	8 2	43	12	...	...
20. Roxburgh ...	397	61	458	86	2 15 10	12	16 2	32	6	...	...
21. Stirling ...	1030	175	1205	82	3 3 8	...	12 1	28	7	...	...
Totals and Means ...	13045	2272	15317	74	3 5 0	6	8 8	25	8	...	...

\* In the cases marked thus, the article formed part of the Asylum dietary, but the quantity used was less than 1 unit per patient during the year. In calculating mean quantities such items have been taken as 0.5.

† No information can be obtained regarding the quantities and costs of the different items of food issued for the use of patients in these Asylums.



TABLE XIV.

Asylums, the Quantities of the various articles of Dietary, and of Tobacco  
 Items of Maintenance during the Financial Year 1930-1931.

F O O D.											
4.	5.		6.		7.		8.		9.		
Cured Fish.	Milk.		Butter.		Margarine.		Salt and Lard.		Eggs.		
Cost per Patient.	Quantity per Patient.	Cost per Patient.	Quantity per Patient.	Cost per Patient.	Quantity per Patient.	Cost per Patient.	Quantity per Patient.	Cost per Patient.	Quantity per Patient.	Cost per Patient.	
s. d.	gals.	£ s. d.	lbs.	s. d.	lbs.	s. d.	lbs.	s. d.	lbs.	s. d.	
...	34	2 3 1	*	6 1	18	8 10	...	...	9	8 0	1
9 9	52	4 18 0	15	13 2	...	...	2	0 11	4	6 3	2
0 1	27	1 19 3	...	...	†21	14 11	...	...	9	10 8	3
3 4	40	2 11 8	*	8 9	10	5 4	3	2 1	5	3 6	4
7 8	33	2 14 10	*	5 4	20	9 1	...	...	7	11 6	5
5 0	49	4 0 2	2	10 8	11	8 3	2	0 8	4	8 10	6
5 2	34	3 4 7	...	...	25	20 6	5	3 4	9	20 4	7
6 9	30	2 15 2	...	...	†11	7 2	*	0 4	*	6 3	8
											9
											10
2 3	40	2 18 7	...	...	†24	18 7	*	0 6	8	12 4	11
5 0	36	2 19 4	...	...	†21	20 4	*	0 8	*	6 0	12
0 10	32	2 1 1	...	5 4	13	5 6	2	1 8	3	8 8	13
3 5	39	3 1 8	...	...	†20	12 7	5	2 10	*	2 2	14
2 6	38	3 7 1	...	...	†14	12 1	*	0 1	5	8 4	15
...	40	3 0 6	...	5 6	9	4 11	2	1 3	5	5 2	16
8 0	40	3 2 7	...	5 11	21	3 8	3	1 5	16	15 0	17
6 1	34	2 1 7	18	29 1	...	...	...	...	*	1 5	18
3 10	43	3 9 8	...	10 1	18	7 11	...	...	*	8 3	19
1 8	38	3 3 5	...	...	†18	13 0	...	...	10	10 11	20
3 4	36	2 12 7	...	11 0	25	12 3	2	1 6	8	10 2	21
3 11	38	2 19 2	2	5 10	16	9 9	1	0 11	6	8 7	

This figure includes butter.



## APPENDIX—

The Expenditure on the Maintenance and Management of District Asylums, and the Food supplied to each Patient and the Cost per Patient of the various articles of

FOOD													
	10. Cheese.		11. Bread and Flour.		12. Meal, Barley, Pease, Rice, etc.		13. Potatoes, Green Vegetables, Turnips, etc.		14. Sugar.		15. Preserved Treacle, etc.		
	Quantity per Patient.	Cost per Patient.	Quantity per Patient.	Cost per Patient.	Quantity per Patient.	Cost per Patient.	Quantity per Patient.	Cost per Patient.	Quantity per Patient.	Cost per Patient.	Quantity per Patient.	Cost per Patient.	
	lbs.	s. d.	lbs.	£ s. d.	lbs.	s. d.	lbs.	s. d.	lbs.	s. d.	lbs.	s. d.	
1	4	4 9	406	3 0 9	99	12 7	322	11 5	32	7 3	6	2	
2	1	2 2	185	1 6 4	93	13 5	432	18 9	31	6 11	1	0 11	
3	2	2 2	348	2 7 10	67	10 2	329	25 10	21	4 8	4	0 11	
4	8	5 9	283	2 5 0	110	23 6	485	26 8	24	8 0	10	0 10	
5	...	1 5	264	1 14 1	117	15 4	360	23 11	27	6 4	5	3 8	
6	5	6 1	270	2 13 4	100	15 10	320	38 5	28	6 8	2	0 11	
7	6	5 0	339	2 2 1	88	14 5	385	25 9	47	9 7	1	0 6	
8	6	4 11	201	1 5 8	73	9 3	378	18 9	24	5 4	4	1 7	
†9													
†10													
11	3	3 8	266	1 7 7	78	11 3	374	20 4	33	6 10	*	0 1	
12	9	11 1	321	2 15 4	81	15 5	420	20 10	30	7 9	8	5 9	
13	*	2 1	253	2 12 6	66	10 7	428	37 0	30	7 3	2	0 8	
14	5	4 4	194	1 4 11	102	14 1	284	19 10	33	6 9	*	1 8	
15	8	9 4	343	3 1 2	81	12 2	422	23 10	29	6 6	4	0 10	
16	6	3 1	272	2 15 0	95	15 0	420	21 8	34	8 3	2	0 11	
17	13	10 8	301	2 17 2	97	14 6	300	16 0	33	7 7	9	3 4	
18	2	4 0	337	2 12 9	70	10 2	463	20 10	30	7 3	...	...	
19	4	5 5	443	2 17 6	84	14 11	276	16 0	37	9 2	7	3 8	
20	12	9 0	298	2 11 1	100	16 1	654	40 5	32	9 0	*	0 5	
21	15	8 1	245	1 14 7	76	11 6	327	22 4	64	14 11	3	1 7	
	6	5 5	293	2 5 6	88	13 8	388	23 7	33	7 8	4	1 7	

\* In the cases marked thus (\*) the article formed part of the Asylum dietary, but the quantity used was less than 1 unit per patient during the year. In calculating mean quantities such items have been taken as 0·5.

† No information can be obtained regarding the quantities and costs of the different items of food and the quantities of tobacco issued for the use of patients in these Asylums.



TABLE XIV.—*continued.*

Asylums, the Quantities of the various articles of Dietary, and of Tobacco  
 consumed, and the Amounts of Maintenance during the Financial Year 1930-1931.

continued.					B.	C.		D.	
16. Tea, Coffee, Cocoa.	17. Fresh and Dry Fruits.		18. Minor Articles of Food.	19. TOTAL OF FOOD.	Wines, Spirits, and Malt Liquors.	Tobacco.		Clothing Boats and Shoes.	
Cost per Patient.	Quantity per Patient.	Cost per Patient.	Cost per Patient.	Cost per Patient.	Cost per Patient.	Quantity per Male Patient.	Cost per Male Patient.	Cost per Patient.	
s. d.	lbs.	s. d.	£ s. d.	£ s. d.	s. d.	oz.	s. d.	£ s. d.	
12 6	7	2 5	0 4 7	13 7 7	1 5	44	24 6	2 2 3	1
14 1	7	3 6	0 4 0	14 6 10	3 1	55	32 1	1 12 6	2
6 8	7	3 3	0 2 7	12 1 7	0 3	52	28 11	3 11 10	3
8 4	11	5 0	0 5 9	14 9 11	3 6	58	28 11	1 15 6	4
11 1	1	1 5	0 2 7	13 11 4	...	37	20 11	1 1 6	5
12 4	4	5 1	0 2 6	17 2 4	0 3	55	38 9	3 13 10	6
12 6	51	13 4	1 9 10	19 13 6	2 8	36	22 5	3 8 6	7
6 11	10	4 7	0 8 10	11 12 6	...	71	37 1	2 11 7	8
				13 18 9	4 0		34 11	2 1 10	9
				13 14 7	0 6		35 10	2 5 6	10
10 7	5	2 6	0 7 9	13 17 3	1 10	49	31 3	2 9 3	11
9 3	9	4 4	0 8 4	16 2 8	...	53	34 5	3 7 6	12
8 6	40	9 11	0 3 9	13 8 10	0 9	49	31 7	2 16 10	13
11 6	7	2 5	0 3 11	12 1 1	0 9	37	21 1	2 14 4	14
10 9	6	3 7	0 5 9	15 2 1	4 8	49	29 8	2 5 4	15
12 3	18	3 0	0 3 8	14 11 10	0 9	59	39 6	2 0 9	16
12 7	5	4 1	0 10 6	15 2 2	0 8	43	25 7	3 1 6	17
6 8	12	4 5	0 3 9	13 3 6	1 6	46	28 5	2 16 8	18
16 2	7	3 11	0 5 4	15 6 6	0 1	57	29 4	3 0 0	19
8 0	13	6 4	0 7 10	15 15 10	2 9	48	27 9	2 2 1	20
9 6	15	7 5	0 11 11	14 15 5	0 8	50	27 1	2 15 8	21
10 7	12	4 9	0 7 0	14 8 10	1 5	50	30 0	2 11 2	



## APPENDIX

The Expenditure on the Maintenance and Management of District  
of Tobacco supplied to each Patient and the Cost per Patient of

	E.		F.—ALL OTHER EXPENSES.						
	Salaries and Wages.		1. House- hold Re- quisites.	2. Laundry Re- quisites.	3. Medical and Surgical Appli- ances.	4. Fuel, Light and Water.	5. Fees, Taxes (borne by occupiers) Amuse- ments, etc.	6. Furniture and Fur- nishings (Replace- ments and Repairs).	7. Total of all other Expenses
	Cost per Patient.		Cost per Patient.	Cost per Patient.	Cost per Patient.	Cost per Patient.	Cost per Patient.	Cost per Patient.	Cost per Patient.
	£ s. d.		s. d.	s. d.	s. d.	£ s. d.	£ s. d.	£ s. d.	£ s. d.
1	24 10 0		4 7	7 11	9 5	7 10 7	3 11 10	2 5 0	14 9 4
2	16 19 2		8 1	6 7	9 1	4 12 2	1 1 7	1 11 9	8 9 3
3	15 14 5		6 1	10 6	4 2	3 19 6	2 15 4	...	7 15 7
4	†16 7 6		8 10	10 0	18 8	6 5 9	1 7 6	0 17 2	10 7 11
5	19 12 0		5 4	6 8	13 4	3 9 4	3 16 1	0 15 9	9 6 6
6	11 17 3		10 9	13 3	10 11	4 16 10	1 17 10	3 10 7	12 0 2
7	24 12 11		13 2	15 0	14 10	6 9 8	5 8 6	1 2 6	15 3 8
8	14 19 3		11 6	3 2	13 8	3 11 1	3 13 0	1 11 9	10 4 2
9	31 3 4		*35 7	...	20 6	6 13 2	3 1 4	...	12 10 7
10	25 17 7		*55 1	...	15 5	4 17 8	2 18 9	...	11 6 11
11	31 8 1		*57 1	...	14 7	5 12 4	2 15 0	1 2 2	13 1 2
12	19 5 1		12 11	8 6	8 11	6 16 4	3 9 6	2 17 7	14 13 9
13	28 0 8		12 3	13 1	10 0	4 0 2	7 6 2	1 17 1	14 18 9
14	25 5 4		5 7	4 0	12 9	3 5 5	2 8 5	2 5 10	9 2 0
15	17 2 7		8 11	7 6	13 10	4 5 11	4 2 8	2 3 2	12 2 0
16	16 17 4		2 4	9 4	13 1	4 4 6	3 5 5	1 8 9	10 3 5
17	19 17 6		7 4	11 11	14 4	3 7 10	0 19 3	2 2 6	8 3 2
18	15 4 10		8 0	5 2	5 1	4 5 7	2 7 7	2 3 6	9 14 11
19	27 6 0		9 6	13 0	14 3	8 17 5	4 13 5	1 7 5	16 15 0
20	22 4 1		11 10	11 3	19 5	5 15 0	1 17 10	2 3 1	11 18 5
21	21 12 4		9 2	9 3	11 6	4 0 0	3 3 8	1 11 1	10 4 8
	21 4 8		14 6	7 11	12 9	5 1 9	3 2 11	1 11 3	11 11 0

\* Includes Laundry requisites, etc.

† Includes Management Expenses.



TABLE XIV.—*continued.*

Asylums, the Quantities per patient of the various articles of Dietary, and the various items of Maintenance during the Financial Year 1930–1931.

TOTAL MAINTENANCE EXPENSES.				NET MAINTENANCE EXPENSES.			
Cost per Patient.	GROSS TOTAL.	‡ Deduct Miscellaneous Receipts.	Cost per Pauper Patient (calculated on the average number of Pauper Patients Resident).	NET TOTAL.			
£ s. d.	£	£	£ s. d.	£			
55 3 0	39,764	—7,742	46 12 3	32,022	1		
42 6 6	20,358	—3,620	37 5 7	16,738	2		
39 16 8	29,759	—4,921	43 8 6	24,838	3		
44 0 0	8,623	—1,377	38 10 10	7,246	4		
44 1 3	24,412	—3,967	38 10 1	20,445	5		
45 11 3	11,666	—1,312	43 6 5	10,354	6		
63 12 5	66,162	—3,866	61 12 4	62,296	7		
40 2 11	40,108	—4,729	45 8 4	35,379	8		
60 17 1	49,902	+ 68	63 8 3	49,970	9		
54 4 7	67,623	+ 1,558	57 9 2	69,181	10		
61 15 2	53,363	—10,778	52 12 9	42,585	11		
54 7 1	40,443	—2,323	53 15 4	38,120	12		
60 3 3	15,524	—2,856	52 2 8	12,668	13		
49 15 2	64,462	—12,758	43 2 5	51,704	14		
47 12 1	16,854	—1,281	49 2 6	15,573	15		
44 9 5	7,338	—951	43 3 1	6,387	16		
46 19 11	15,508	—3,114	44 11 8	12,394	17		
41 15 1	17,830	—1,403	40 11 3	16,427	18		
63 2 0	24,106	—2,369	59 14 4	21,737	19		
52 15 8	20,956	—3,401	49 9 0	17,555	20		
50 3 10	51,696	—6,321	47 9 3	45,375	21		
§50 12 1	686,457	—77,463	§48 3 2	608,994			

‡ The figures in this column include the Profit or Loss on the Farm and Garden, but do not include sums recovered from Relatives of Pauper Patients.

§ This figure, like those in the preceeding columns, is the mean of the cost in each Asylum. The actual average cost per head for all Patients in these Asylums is £52 12s. 5d. The actual cost per Pauper Patient is £50 4s. 2d.







## APPENDIX—TABLE XVI.

Acreage of Farms attached to District Asylums; Receipts and Expenses of such Farms and Gardens during the Financial Year 1930-1931, and Profit shown on the year's transactions.

FARMS AND GARDENS OF DISTRICT ASYLUMS.	Acreage of Farm and Garden.		Receipts.														Expenditure.											Profit + or Loss —.	
	Arable or in Per- manent Pasture.	Non-Arable.	Total.														Total.												
			1.	2.	3.	4.	5.	6.	7.	8.	9.	10.	11.	12.	13.	14.	1.	2.	3.	4.	5.	6.	7.	8.	9.	10.	11.		
1. Aberdeen —	253	46	299	1,918	7	40	1,671	...	153	246	109	55	...	...	331	6,157	2,382	239	...	796	46	154	548	147	1,059	451	5,822	+335	
2. Argyll —	362	48	410	3,015	457	8	2,308	...	39	206	146	37	8	...	272	7,223	3,183	63	...	541	68	94	1,224	119	537	51	5,880	+1,343	
3. Ayr —	66	12	78	284	...	...	...	...	...	...	...	...	...	...	16	1,770	266	100	...	523	40	46	3	121	265	...	1,364	+406	
4. Banff —	278	10	288	2,687	...	12	506	27	55	1,159	114	31	263	...	114	5,981	2,879	324	...	328	122	112	420	214	652	89	5,140	+841	
5. Dundee —	461	...	461	8,097	...	...	3,851	...	...	1,239	520	99	342	...	341	18,305	6,341	959	...	3,212	459	306	1,563	611	2,107	815	16,373	+1,932	
6. East Lothian —	258	13	271	2,111	38	26	1,053	...	112	230	300	25	265	...	228	6,247	2,223	480	94	1,168	148	114	312	171	1,149	88	5,937	+310	
7. Edinburgh —	630	246	876	9,716	2,983	172	2,373	...	311	396	693	234	...	611	992	18,557	9,716	497	...	3,887	578	104	1,404	334	2,431	950	16,901	+1,656	
8. Fife —	253	8	261	4,067	2,955	...	1,950	...	...	736	233	28	87	3,948	...	14,146	5,303	674	...	3,684	168	203	701	202	1,529	379	12,843	+1,303	
9. Glasgow (Gartloch) —	315	103	418	5,988	...	...	3,560	...	...	154	...	...	...	...	...	10,010	7,362	325	...	329	296	164	2,142	22	1,619	507	12,879	-2,869	
10. Glasgow (Woodlee) —	598	25	623	11,693	272	5	5,243	23	14	817	...	...	...	...	475	19,146	11,839	512	...	3,320	962	209	2,044	674	3,504	1,348	24,412	-5,266	
11. Govan —	315	103	418	7,445	2	84	3,433	10	536	360	324	70	...	...	200	13,672	6,948	434	...	344	153	49	2,421	129	1,729	704	12,911	+761	
12. Inverness —	302	60	362	3,798	579	...	2,208	...	...	321	441	80	...	...	9	8,530	3,878	415	...	1,313	225	80	1,385	104	945	329	8,674	-144	
13. Kirklands —	58	...	58	636	85	8	...	...	76	198	275	82	...	...	342	2,131	673	140	...	158	46	142	114	88	344	159	1,844	+287	
14. Lanark —	541	749	1,290	5,344	5	10	3,755	61	86	47	621	111	...	...	58	12,883	5,780	503	...	1,117	127	80	2,132	384	1,585	682	12,370	+613	
15. Midlothian —	483	47	530	5,414	9	40	1,275	5	50	205	243	36	163	...	387	10,492	5,475	522	...	1,067	116	210	907	172	1,457	463	10,471	+21	
16. Morayshire —	153	...	153	1,726	...	...	1,076	...	42	132	47	10	...	...	42	3,808	1,934	325	...	777	121	62	136	58	298	78	3,789	+19	
17. Paisley —	238	156	394	2,769	60	...	1,076	...	...	243	75	16	...	...	258	5,135	3,323	311	...	...	94	138	397	128	933	200	5,524	-389	
18. Perth —	156	23	179	2,928	...	10	888	...	14	290	50	300	...	...	7	7,636	3,086	212	...	279	94	99	2,629	95	611	209	7,314	+322	
19. Renfrew —	160	...	160	2,467	...	...	1,329	...	70	143	168	21	34	...	219	5,311	2,275	175	...	39	63	93	308	94	1,023	381	4,451	+286	
20. Roxburgh —	38	18	56	262	...	...	...	...	270	46	574	95	...	...	3	1,559	296	...	...	30	11	107	142	110	308	69	1,073	+1,758	
21. Stirling —	308	...	308	5,333	244	70	2,590	...	255	711	519	262	55	...	10	11,311	4,958	666	...	478	446	201	844	343	1,085	412	9,553	+1,758	
Totals —	6,226	1,667	7,893	87,628	7,696	522	39,618	126	2,063	7,879	6,060	1,668	1,247	30,687	312	4,304	18,810	90,120	7,576	296	20,380	4,293	2,767	21,776	4,523	25,170	8,324	185,520	+4,285

\* These figures include the estimated rent for farm (shown as a deduction in Table XVII) besides the rent paid for farm land held on lease.  
† No figure, as at this date, can be obtained and the previous year's valuation has been inserted.



## APPENDIX.—TABLE XVII.

The Expenditure of District Asylum Authorities during the Financial Year 1930-1931 in Providing, Building, Repairing, and Fitting up and Furnishing District Asylums; and the amount of Monies Borrowed by District Asylum Authorities under the provisions of the Act 20 & 21 Vict., c. 71.

DISTRICT ASYLUMS.	EXPENDITURE.										DEDUCTIONS.										Amount of Monies Borrowed remaining due at 15th May, 1931.	Net Expenditure.	Amount of Assessment raised for, or applied to Reduction of Debt.								
	Land.		Improvements, Alterations, Additions.		Furniture and Furnishings.		Debt Charges		Bank Interest and Inter- est on Temporary Loans (Balance).		Expenses of General Management.		Gross Expenditure.		Bank and other Interest and Discounts (Balance).		Rents from Tenants of Houses, etc.		Rental for Lodging of Private Patients.					* Estimated Rent of Farm.		Interest on Un- repaid Outlay for Farm Stock.		Other Deductions.		Total Deductions.	
1.	2.	3.	4.	5.	6.	7.	8.	9.	10.	11.	12.	13.	14.	15.	16.	17.	18.	19.	20.	21.											
1. Aberdeen	£	769	2,006	£	1,309	£	3,066	£	913	£	8,063	£	386	£	222	£	101	£	7,167	£	55,071	£	7,257								
2. Argyll.	£	678	1,982	£	1,518	£	621	£	199	£	5,447	£	117	£	55	£	6	£	5,150	£	12,172	£	811								
3. Ayr	£	1,341	£	2,170	£	280	£	818	£	99	£	4,609	£	164	£	100	£	264	£	4,345	£	17,775	£	1,800							
4. Banff	£	229	£	269	£	24	£	887	£	485	£	7,362	£	131	£	50	£	289	£	1,288	£	15,718	£	947							
5. Dundee	£	1,425	£	2,852	£	94	£	898	£	360	£	1,954	£	1,582	£	635	£	30	£	4,233	£	18,268	£	5,007							
6. East Lothian	£	172	£	739	£	38	£	625	£	1,098	£	29,129	£	196	£	360	£	164	£	1,211	£	11,682	£	1,698							
7. Edinburgh	£	1,256	£	8,489	£	23	£	8,209	£	506	£	10,720	£	451	£	228	£	1,152	£	27,977	£	78,080	£	12,221							
8. Fife	£	970	£	4,307	£	9,954	£	2,943	£	905	£	19,544	£	359	£	674	£	10	£	9,011	£	60,883	£	3,217							
9. Glasgow (Gartloch)	£	1,102	£	4,065	£	13,260	£	212	£	567	£	19,475	£	1,068	£	148	£	109	£	17,952	£	3,640	£	943							
10. Glasgow (Woodlee)	£	2,362	£	4,633	£	11,756	£	157	£	567	£	19,475	£	5,231	£	220	£	189	£	13,418	£	3,097	£	296							
11. Govan.	£	1,460	£	1,295	£	4,239	£	2,261	£	418	£	9,772	£	614	£	282	£	24	£	8,467	£	44,661	£	4,128							
12. Inverness	£	1,303	£	4,298	£	1,039	£	1,442	£	165	£	8,877	£	...	£	190	£	7	£	8,265	£	28,763	£	2,637							
13. Kirklands	£	422	£	1,190	£	1,150	£	...	£	476	£	3,286	£	229	£	6	£	...	£	3,051	£	...	£	...							
14. Lanark	£	1,475	£	7,677	£	383	£	...	£	638	£	11,950	£	2,520	£	503	£	...	£	8,663	£	...	£	...							
15. Midlothian	£	530	£	1,284	£	10	£	800	£	276	£	3,357	£	6	£	73	£	...	£	2,827	£	15,641	£	1,585							
16. Morayshire	£	158	£	568	£	57	£	528	£	60	£	1,434	£	10	£	286	£	...	£	1,075	£	8,789	£	528							
17. Paisley	£	268	£	1,101	£	639	£	639	£	93	£	2,433	£	81	£	270	£	26	£	2,259	£	14,000	£	1,000							
18. Perth	£	196	£	517	£	...	£	192	£	185	£	1,356	£	...	£	157	£	...	£	1,149	£	3,900	£	677							
19. Renfrew	£	901	£	488	£	42	£	2,722	£	586	£	5,879	£	350	£	72	£	8	£	5,274	£	50,470	£	6,945							
20. Roxburgh	£	1,198	£	444	£	...	£	465	£	391	£	3,553	£	267	£	...	£	80	£	3,206	£	10,726	£	3,016							
21. Stirling	£	1,152	£	2,767	£	2,932	£	2,216	£	263	£	11,082	£	200	£	114	£	170	£	10,346	£	47,983	£	2,850							
Totals	£	12	£	19,367	£	50,971	£	29,801	£	470	£	8,683	£	81	£	13,657	£	24,974	£	146,546	£	501,319	£	57,563							

\* Rents or Fie-duties of farm lands proper, appear in Table XVI.

† Under this heading appears such expenditure as is required for the complete equipment of the Asylum and additions thereto, and for articles rendered necessary by increase of population.



## APPENDIX—MENTAL DEFICIENCY—TABLE No. I.

The Number of Defectives on the Register at 1st January of each year, and the numbers placed on and removed from the Register during each year.

YEARS.	1. Total Registered Mental Defectives at 1st January.		2. Distribution of Mental Defectives shown in Column 1.				3. Number admitted to Register during the Year.		4. Number removed from Register during the year.			
			In Institutions.		Under Guardian- ship in Private Dwellings.				On Discharge.		By Death.	
	M.	F.	M.	F.	M.	F.	M.	F.	M.	F.	M.	F.
-	151	144	114	93	37	51	547	486	45	17	36	27
-	617	586	480	412	137	174	227	213	98	78	31	26
-	715	695	515	475	200	220	188	184	72	59	35	22
-	796	798	568	523	228	275	225	154	102	73	64	54
-	855	825	621	534	234	291	171	176	89	77	40	43
Age of 5 rs	627	610	460	407	167	202	272	243	81	61	41	34
-	897	881	647	576	250	305	226	202	131	100	45	27
-	947	956	663	605	284	351	197	194	81	104	35	28
-	1,028	1,018	695	620	333	398	208	261	112	175	30	30
-	1,094	1,074	715	643	379	431	211	176	108	93	25	21
-	1,172	1,136	752	682	420	454	187	214	104	92	40	21
Age of 5 rs	1,028	1,013	694	625	333	388	206	209	107	113	35	25
-	1,215	1,237	768	731	447	506	233	194	110	93	30	22
-	1,308	1,316	823	786	485	530	201	154	94	64	29	28
-	1,386	1,378	883	829	503	549	162	154	66	48	31	20
-	1,451	1,464	924	904	527	560	162	118	97	67	27	17
-	1,489	1,498	947	938	542	560	240	342	183	263	27	22
Age of 5 rs	1,370	1,379	869	838	501	541	200	192	110	107	29	22
-	1,519	1,555	974	991	545	564	284	207	125	89	26	26
-	1,652	1,647	1,083	1,092	569	555	196	138	82	65	33	23
-	1,733	1,697	1,139	1,118	594	579	...	...	...	...	...	...



## APPENDIX—MENTAL DEFICIENCY—TABLE No. II.

The Number on the Register of Rate-Aided Mental Defectives of each sex chargeable to each County and Large Burgh in Scotland on 1st January, 1932, and the manner of their distribution, also the number per 100,000 of the population.

1.  COUNTIES.	2.  Population in 1931.	3.  Number of Registered Rate-Aided Mental Defectives at 1st January, 1932.	4.  Distribution of the Numbers of Rate-Aided Mental Defectives shown in Column 3.					5.  Number of Registered Rate-Aided Mental Defectives per 100,000 of the Population.	
			In Certified Institutions.			Under Guardianship in Private Dwellings.			
			M.	F.	T.	M.	F.		T.
1. Aberdeen -	145,594	54	40	94	31	17	48	23	64.6
2. Angus -	76,970	18	25	43	9	14	23	9	55.9
3. Argyll -	63,014	7	11	18	6	2	8	1	28.6
4. Ayr -	210,299	48	60	108	13	26	39	35	51.4
5. Banff -	54,835	15	27	42	2	6	8	13	76.6
6. Berwick -	26,601	7	9	16	...	5	5	7	60.1
7. Bute -	18,822	2	2	4	1	...	1	1	21.3
8. Caithness -	25,656	12	5	17	1	...	1	11	66.3
9. Clackmannan -	31,947	7	8	15	7	8	15	...	47.0
10. Dumfries -	58,265	9	11	20	8	7	15	1	34.3
11. Dunbarton -	79,242	18	11	29	11	10	21	7	36.6
12. East Lothian -	47,369	6	9	15	4	5	9	2	31.7
13. Fife -	197,433	55	44	99	30	20	50	25	50.1
14. Inverness -	59,500	27	20	46	2	5	7	25	77.3
15. Kincardine -	27,441	6	9	15	5	4	9	1	54.7
16. Kirkcudbright -	30,341	12	11	23	8	7	15	4	75.8
17. Lanark -	300,813	83	74	157	65	48	113	18	52.2
18. Linlithgow -	81,426	30	21	51	21	18	39	9	62.6
19. Midlothian -	87,279	18	27	45	12	13	25	6	51.6
20. Moray and Nairn -	49,099	19	15	34	3	8	11	16	69.2
21. Orkney -	22,075	3	4	7	...	2	2	3	31.7
22. Peebles -	15,050	3	1	4	3	...	3	...	26.6
23. Perth and Kinross -	93,419	23	24	47	18	18	36	5	50.3
24. Renfrew -	103,606	25	15	40	19	12	31	6	38.6
25. Ross -	62,802	22	14	36	2	1	3	20	57.3
26. Roxburgh -	45,787	9	13	22	4	5	9	5	48.0
27. Selkirk -	22,608	3	10	13	1	5	6	2	57.5
28. Shetland -	21,410	2	1	3	...	...	...	2	14.0
29. Stirling -	107,289	19	17	36	16	9	25	3	33.6
30. Sutherland -	16,100	9	9	18	...	2	2	9	111.8
31. Wigtown -	36,500	12	8	20	...	...	...	...	



1. LARGE BURGHES.	2. Population in 1931.	3. Number of Registered Rate-Aided Mental Defectives at 1st January, 1932.			4. Distribution of the Numbers of Rate-Aided Mental Defectives shown in Column 3.				5. Number of Registered Rate-Aided Mental Defectives per 100,000 of the Population.
		M.	F.	T.	M.	F.	T.	Under Guardianship in Private Dwellings.	
1. Aberdeen	167,259	30	25	55	16	9	25	14	32.9
2. Airdrie	25,954	3	1	4	2	...	2	1	15.4
3. Arbroath	17,637	2	6	8	1	2	3	4	45.4
4. Ayr	36,784	3	4	7	...	2	2	3	19.0
5. Clydebank	46,963	10	6	16	2	5	7	8	34.1
6. Coatbridge	43,056	17	18	35	10	9	19	7	81.3
7. Dumbarton	21,546	3	1	4	3	1	4	...	18.6
8. Dumfries	22,795	1	1	2	1	1	2	...	8.8
9. Dundee	175,583	11	14	25	10	13	23	1	14.2
10. Dunfermline	34,954	11	15	26	1	5	6	10	74.4
11. Edinburgh	438,998	130	150	280	96	101	197	34	63.8
12. Falkirk	36,565	6	10	16	6	10	16	...	43.8
13. Glasgow	1,088,417	710	747	1,457	515	563	1,078	195	133.9
14. Greenock	78,948	19	13	32	17	13	30	184	40.5
15. Hamilton	37,863	3	6	9	2	5	7	1	23.8
16. Inverness	22,582	3	5	8	1	3	4	2	35.4
17. Kilmarnock	38,099	3	1	4	2	1	3	1	10.5
18. Kirkcaldy	43,874	14	8	22	10	4	14	4	50.1
19. Motherwell and Wishaw	64,708	15	19	34	14	16	30	1	52.5
20. Paisley	86,441	38	28	66	26	21	47	12	76.4
21. Perth	34,807	9	6	15	8	4	12	1	43.1
22. Port-Glasgow	19,580	...	3	3	...	2	2	...	15.3
23. Rutherglen	25,157	14	3	17	8	1	9	6	67.6
24. Stirling	22,593	4	3	7	1	3	4	3	31.0
Totals in large Burghs	2,631,163	1,059	1,093	2,152	752	794	1,546	307	81.8
Totals in Counties (Brought forward)	2,211,391	584	555	1,139	302	277	579	282	51.5
GENERAL TOTALS	4,842,554	1,643	1,648	3,291	1,054	1,071	2,125	589	68.0







APPENDIX—*continued.*

CIRCULAR ISSUED TO SUPERINTENDENTS OF ASYLUMS  
REGARDING THE ESCAPE OF PATIENTS.

GENERAL BOARD OF CONTROL FOR SCOTLAND,  
EDINBURGH, *26th February, 1931.*

SIR,

I am directed to refer to Section 6 of the Lunacy (Scotland) Amendment Act of 1866, 29 & 30 Vict. Cap. 51, under which it is enacted that when a patient escapes from an Asylum the Order for his detention shall remain in force in the same manner as if he had not escaped, provided the patient is brought back to the Asylum within 28 days from the date of his escape.

It has long been a feature of Scottish Asylum life that there is very little, if any, evidence of detention or seclusion and in such circumstances it is hardly possible to expect complete immunity from escapes; nevertheless, in the case of patients who are known to be either actually or potentially dangerous to themselves or to the community, the Board expect every effort to be made, consistent with the absence of restraint, to prevent the escape of such cases.

The Board have had the matter under consideration partly on account of the escape and discharge from Asylums in recent years of patients who were regarded as dangerous and also on account of the fact that during the past five years 651 patients escaped from Scottish Asylums and of these 121 were discharged as not having been recaptured on the expiry of 28 days from the date of escape. The Board recognise the fact that persons are placed in Asylums for treatment of their mental disease, but it has to be borne in mind that each certified patient in an Asylum is under an Order of Detention and may normally be discharged only on condition (a) that he has recovered or (b) that he has sufficiently recovered to be discharged without risk of injury to himself or to the lieges; it is undesirable that any patient's discharge should be the result of his escape. The Board accordingly direct me to request that if it is not already your practice to do so you will make arrangements for reporting to the police, if necessary, and as soon as possible after its occurrence the escape of all certified patients from your institution. It is particularly important that the escape of a dangerous patient shall be immediately reported to the police.

You will, of course, keep in mind that the Procurator Fiscal should be immediately notified of the escape of any patient committed to the Asylum on an Order under Section 15 of the Act 25 and 26 Vict. Cap. 54.

I am, SIR,

Your obedient Servant,

J. A. W. STONE,  
*Secretary.*



APPENDIX—*continued.*

CIRCULAR ISSUED TO SUPERINTENDENTS OF ASYLUMS  
REGARDING PROCEDURE TO BE FOLLOWED IN THE  
DISCHARGE AS RECOVERED OF A PATIENT IN WHOSE  
CASE AN UNDERTAKING HAS BEEN GIVEN BY THE  
LOCAL AUTHORITY TO NOTIFY THE PROCURATOR  
FISCAL OF ANY INTENTION TO DISCHARGE THE  
PATIENT UNDER SECTION 9 OF THE ACT 29 & 30  
VICT. CAP. 51.

GENERAL BOARD OF CONTROL FOR SCOTLAND,  
EDINBURGH 21st April, 1931.

SIR,

I am directed to refer to Section 9 of the Act 29 and 30 Vic. Cap. 51 which, as you are aware, makes it lawful for a Local Authority to authorise by Minute the discharge of an unrecovered pauper lunatic from an asylum.

I am also to refer to Section 15 of the Act 25 and 26 Vic. Cap. 54 and to say that, as you are probably also aware, when proceedings under that Section are departed from and the person is handed over to the Local Authority to be dealt with under Section 14 of the same Act, it is usual for the Procurator Fiscal to move the Sheriff to make it a condition that the Local Authority shall undertake that the lunatic shall not be discharged from confinement by them under Section 9 of the 1866 Act without ten days previous notice in writing to the Procurator Fiscal.

In connection with such discharge no duty of notification of the intention to discharge is laid upon the Superintendent, although it is his duty to report to the Board if he considers the lunatic to be dangerous to himself or to the public or in any other way not a fit person to be discharged. The Board have, however, had under consideration, in conjunction with the Crown authorities, the question of the procedure in connection with the discharge *as recovered* of a patient who has been placed in an asylum at the instance of a Local Authority and in whose case an undertaking has been given by the Local Authority to give ten days' notice to the Procurator Fiscal of any intention to discharge the patient under Section 9 of the Act 29 and 30 Vic. Cap. 51 and they are of opinion that where the Superintendent is aware of such an undertaking having been given, it is desirable that he should give ten days previous notice in writing to the Local Authority concerned of his intention to discharge the patient *as recovered* so that the Local Authority may timeously inform the Procurator Fiscal of such intention.

As the giving of such notice is obviously in the public interest, I am to request that you will be good enough to keep this matter in view for your future guidance.

I am, SIR,

Your obedient Servant,

J. A. W. STONE,  
*Secretary.*





NINETEENTH ANNUAL REPORT  
OF THE GENERAL BOARD OF  
CONTROL FOR SCOTLAND

For the Year 1932

*Presented by the Secretary of State for Scotland  
to Parliament by Command of His Majesty*

EDINBURGH


PUBLISHED BY HIS MAJESTY'S STATIONERY OFFICE

To be purchased directly from H.M. STATIONERY OFFICE at the following addresses  
120 George Street, Edinburgh, 2; Adastral House, Kingsway, London, W.C.2  
York Street, Manchester, 1; 1 St. Andrew's Crescent, Cardiff  
15 Donegall Square West, Belfast  
or through any Booksellers


1933

Price 1s. 3d. Net









# NINETEENTH ANNUAL REPORT OF THE GENERAL BOARD OF CONTROL FOR SCOTLAND

For the Year 1932

*Presented by the Secretary of State for Scotland  
to Parliament by Command of His Majesty*

EDINBURGH

PUBLISHED BY HIS MAJESTY'S STATIONERY OFFICE

To be purchased directly from H.M. STATIONERY OFFICE at the following addresses  
120 George Street, Edinburgh, 2; Adastral House, Kingsway, London, W.C.2  
York Street, Manchester, 1; 1 St. Andrew's Crescent, Cardiff  
15 Donegall Square West, Belfast  
or through any Booksellers

1933

Price 1s. 3d. Net



# CONTENTS OF THE REPORT.

	PAGE
I. NUMBER AND DISTRIBUTION OF THE INSANE AT 1st	
JANUARY 1933 . . . . .	viii
Increase in Pauper Lunacy . . . . .	ix
Changes in Number and Distribution during 1932 . . . . .	ib
Changes from Pauper to Private Class, and <i>vice versa</i> . . . . .	ib
II. STATISTICS OF ESTABLISHMENTS FOR LUNATICS.	
Admissions to Establishments . . . . .	ib
(1) <i>Direct under Sheriff's Order, Sanction of the Board, or other</i>	
<i>Statutory Authority</i> . . . . .	ib
(2) <i>By Transfer</i> . . . . .	ib
(3) <i>Voluntary</i> . . . . .	x
Discharges from Establishments . . . . .	ib
(1) <i>Recovered</i> . . . . .	ib
(2) <i>Unrecovered</i> . . . . .	ib
Deaths in Establishments . . . . .	ib
Removals from Establishments on Probation . . . . .	ib
Orders granted by Sheriffs during the Year . . . . .	ib
Licences granted by the Board to Establishments . . . . .	xi
Changes among Attendants and Servants in Establishments . . . . .	ib
Escapes from Establishments . . . . .	ib
Accidents in Establishments . . . . .	ib
III. POSITION OF LUNACY DISTRICTS AND PRESENT CONDI- TION OF ESTABLISHMENTS FOR THE INSANE.	
Different Classes of Establishments . . . . .	xii
IV. OCCUPATIONAL THERAPY.	xvii
V. INCREASE OF LUNACY IN PROPORTION TO POPULATION.	xix
VI. PATIENTS IN PRIVATE DWELLINGS	xxiv
Continued Decrease in the number under Private Care . . . . .	xxv
Number of Private Lunatics in Private Dwellings . . . . .	ib
Number of Pauper Lunatics in Private Dwellings . . . . .	ib
General Reports on the Visitation of Patients . . . . .	ib
VII. EXPENDITURE BY LOCAL AUTHORITIES ON PAUPER LUNATICS.	xxix
Expenditure by Local Authorities. . . . .	ib
Repayments by Relatives . . . . .	ib
Average Charges of each Mode of Provision for Pauper Lunatics . . . . .	ib



	PAGE
VIII. DANGEROUS LUNATICS . . . . .	xxx
IX. REMOVALS TO OTHER COUNTRIES . . . . .	ib
X. LUNATICS UNDER JUDICIAL FACTORS . . . . .	ib
XI. NUMBER AND DISTRIBUTION OF MENTAL DEFECTIVES AT 1st JANUARY 1933 . . . . .	ib
XII. STATISTICS OF INSTITUTIONS FOR MENTAL DEFECTIVES. Condition of Defectives under Guardianship . . . . .	xxxi
XIII. EXPENDITURE ON AIDED MENTAL DEFECTIVES . . . . .	xxxii



## APPENDIX.

	PAGE
Table showing (a) the Population and the proportion of Registered Lunatics. (b) The Numbers of Private, Pauper, and Criminal Lunatics, distinguishing between the sexes, and the different modes of disposal of Private and Pauper Lunatics . . . . .	11
Table showing (a) Number of Lunatics on Register at 1st January of each year. The numbers placed on and removed from the Register during each year. The excess or decrease of registered Lunatics. (b) The numbers of Lunatics registered each year, who had never previously been registered. (c) Average number of Lunatics on Register during each year, and the percentage of deaths among them . . . . .	21
Table showing the Numbers of Private and Pauper Lunatics resident in Royal, District, Private, and Parochial Asylums, and in Lunatic Wards of Poorhouses, on 31st December of each year from 1920 to 1932; the Numbers thereinto Admitted; the Numbers therefrom Discharged Recovered and Not Recovered; the Numbers Transferred from one Establishment to another; and the Numbers that Died therein in each of the said years . . . . .	31
Table showing the Results of Treatment in different classes of Establishments for each year from 1920 to 1932. (a) Royal and District Asylums; (b) Private Asylums; (c) Parochial Asylum (Lunatic Wards of Poorhouse with Unrestricted Licence); (d) Lunatic Wards of Poorhouses with Restricted Licences; (e) The Statistics of Pauper Lunatics in Private Dwellings for twelve years, 1920-1932 . . . . .	41
Table showing the Numbers of Private and Pauper Lunatics and the Number of Private and Rate-Aided Voluntary Boarders of each Sex, in each Royal and District Asylum, Private Asylum, Parochial Asylum, and Licensed Poorhouse in Scotland, on 1st January 1933, and the accommodation in these Establishments . . . . .	91
Table showing the Numbers of Pauper Lunatics chargeable to each Lunacy District, who were resident in Establishments or in Private Dwellings respectively, on 1st January of each year from 1921-1933 . . . . .	111
Table showing the Numbers of Pauper Lunatics of each Sex chargeable to each County and large Burgh in Scotland on 1st January 1933, and the manner of their disposal . . . . .	161
Table showing the Manner in which the Pauper Lunatics chargeable to each County and large Burgh, placed on the Register of the Board during 1932, were disposed of, and the Changes that have taken place during the year in the Disposal of those on the Register on 1st January of that year . . . . .	181
Table showing the Numbers of Orders granted by the Sheriffs for Admission of Lunatics into any Public, Private, District, or Parochial Asylum or House, stating the Asylum or House to which such Order was sent, during the year ended 31st December 1932 . . . . .	201
Table showing Average Number of Patients Resident, and the Results of Treatment in each Asylum or other Establishment, for the year 1932. (a) Royal and District Asylums; (b) Private Asylums; (c) Parochial Asylum (Lunatic Wards of Poorhouse with Unrestricted Licence); (d) Lunatic Wards of Poorhouses with Restricted Licences . . . . .	221
Table showing the Number of Licences granted by the Board for the Continuance, Establishment, or Renewal of Private Asylums, Lunatic Wards of Poorhouses, and Institutions for Mental Defectives, and the Transfer of any such Licence from any one Establishment to another, during the year ended 31st December 1932 . . . . .	251



	PAGE
Tables showing (i) Classification of all recorded Causes of Death of Private Patients who Died in Asylums and other Establishments in the year 1932, and (ii) Classification of all recorded Causes of Death of Pauper Patients who died in Asylums and other Establishments in the year 1932 . . . . .	26
Table showing the present Weekly Rates of Board in Royal and District Asylums, and the estimated Weekly Cost of Patients in Parochial Asylums and Poor-houses . . . . .	30
Table showing the Expenditure on the Maintenance and Management of District Asylums, the Quantities of the various articles of Dietary, and of Tobacco supplied to each Patient, and the Cost per Patient of the various items of maintenance during the Financial year 1931-32 . . . . .	32
Table showing the Quantities and Estimated Values of Articles supplied to District Asylums from Asylum Farms and Gardens during the Financial year 1931-32, and Prices at which the Produce supplied has been estimated . . . . .	38
Table showing the Acreage of Farms attached to District Asylums; Receipts and Expenses of such Farms and of Gardens during the Financial year 1931-32, and Profit or Loss shown on the year's transactions . . . . .	39
Table showing the Expenditure of District Asylum Authorities during the Financial year 1931-32 in Providing, Building, Repairing, Fitting-up, and Furnishing District Asylums; and the amount of Monies Borrowed by District Asylum Authorities under the provisions of the Act 20 and 21 Vict. c. 71 . . . . .	40
Table showing the Number of Defectives on the Register at 1st January of each year, and the numbers placed on and removed from the Register during each year . . . . .	41
Table showing the Number on the Register of Rate-Aided Mental Defectives of each Sex chargeable to each County and large Burgh in Scotland on 1st January 1933, and the manner of their distribution; also the numbers per 100,000 of the population . . . . .	42
Table showing the Number of Private and Rate-Aided Defectives of each Sex in each of the Certified Institutions on 1st January 1933, and the changes which have taken place during the year 1932; also the rate of board in each Institution	44







# Nineteenth Annual Report.

---

TO THE RIGHT HONOURABLE

SIR GODFREY COLLINS,

K.B.E., C.M.G., M.P.,

*One of His Majesty's Principal Secretaries of State.*

GENERAL BOARD OF CONTROL FOR SCOTLAND,  
EDINBURGH.

SIR,

We, the General Board of Control for Scotland, have the honour to present our Nineteenth Annual Report on the Condition and Management of Lunatics and Lunatic Asylums, and on the Protection and Control of Mental Defectives in Scotland.

We have to record with much regret the death of Dr. George H. R. Gibson, Deputy Commissioner, which occurred on the 19th July of last year. Dr. Gibson was appointed in January, 1921, to the office which he held at the time of his death, and during that period he devoted himself with great energy to the supervision of the insane and the mentally defective under care in private dwellings.

The vacancy caused by Dr. Gibson's death has been filled by the appointment of Dr. Aidan G. W. Thomson, senior Assistant Medical Officer at the Glasgow Royal Asylum. Pending the filling of the vacancy, Dr. T. C. Mackenzie, late Medical Superintendent of the Inverness District Asylum, was appointed a temporary Medical Inspector.

## I.—NUMBER AND DISTRIBUTION OF THE INSANE AT 1st JANUARY, 1933.

On 1st January of the present year, exclusive of insane persons maintained at home by their natural guardians, there were in Scotland 19,411 insane persons, of whom we had official cognisance, including the inmates



of Training Schools for Imbecile Children who have not been certified under the Mental Deficiency Act and of the Criminal Lunatic Department of Perth Prison. Of these 2835 were maintained from private sources, 16,507 from the rates, and 69 at the expense of the State. As the total number at 1st January 1932 was 19,472, a decrease of 61 has taken place during the past year.

The following table shows the number and distribution of the insane of each sex in the different classes of establishments and in private dwellings at 1st January 1933, distinguishing between private and pauper patients:—

MODE OF DISTRIBUTION.	Male.	Female.	Total.	PRIVATE.			PAUPER.		
				M.	F.	T.	M.	F.	T.
In Royal Asylums . . . . .	1659	1853	3,512	858	1024	1882	801	829	1,630
„ District Asylums . . . . .	6878	6338	13,216	602	206	808	6276	6132	12,408
„ Private Asylums . . . . .	10	27	37	10	27	37	...	...	...
„ Parochial Asylum, i.e., Lunatic Wards of Poorhouse with unrestricted Licence† . . . . .	139	114	253	6	...	6	133	114	247
„ Lunatic Wards of Poorhouses with restricted Licences . . . . .	453	444	897	...	...	...	453	444	897
„ Private Dwellings . . . . .	618	769	1,387	23	46	69	595	723	1,318
„ Criminal Lunatic Department of Perth Prison . . . . .	9757	9545	19,302	1499	1303	2802	8258	8242	16,500
„ Training Schools . . . . .	63	6	69	...	...	...	...	...	...
„ . . . . .	22	18	*40	18	15	33	4	3	7
TOTALS . . . . .	9842	9569	19,411	1517	1318	2835	8262	8245	16,507

† Greenock Parochial Asylum is now the only Asylum of this class.  
\* In addition to these there were 837 inmates certified under the Mental Deficiency Act.

The general results during 1932, as compared with 1931, are, in regard to registered\* lunatics, as follows:—(1) There was a total decrease of 64,

\* The inmates of Training Schools for Imbeciles and of the Criminal Lunatic Department of Perth Prison are recorded in separate books, and, not being on the Board's General Register of Lunatics, are not included in this statement.



due to a decrease of private patients by 72, and an increase of pauper patients by 8. (2) The total decrease of 64 resulted from a decrease of the number in establishments by 20, and a decrease of the number in private dwellings by 44. (3) The decreased number of 20 in establishments arose from a decrease of 71 private patients and an increase of 51 pauper patients. (4) The decreased number of 44 in private dwellings arose from a decrease of 1 private patient and a decrease of 43 pauper patients.

#### CHANGES FROM THE PAUPER TO THE PRIVATE CLASS, AND *vice versa*.

It must be kept in view, in connection with the statistical tables giving the number of lunatics classified into private and pauper patients, that each patient does not necessarily continue till his discharge in the class to which he belonged on being placed on the Board's register. The results shown depend partly on the number of persons who, while continuing on the Board's register, cease to be private patients and become paupers, and *vice versa*.

## II.—STATISTICS OF ESTABLISHMENTS FOR LUNATICS.

(See Tables on Pages 1 to 24 of Appendix to Report.)

### ADMISSIONS TO ESTABLISHMENTS.

- (1) *Admissions directly under a Sheriff's Order †, the sanction of the Board, or other Statutory Authority.*

In arriving at the number of persons admitted to establishments who thereby add to the gross number of asylum patients, the number of admissions which refer to a mere transfer from one establishment to another must be deducted.

(a) The total number of patients admitted to establishments (excluding transfers) during 1932 was 2781, which is 187 less than in the previous year and 391 less than the average for the quinquennium 1925-29.

(b) The number of private patients admitted last year was 396, which is 29 less than in the preceding year and 74 less than the average for the quinquennium 1925-29. The pauper patients admitted to establishments numbered 2385, which is 158 less than in the preceding year, and 317 less than the average for the quinquennium 1925-29.

The number of patients who had never previously been registered, and who were admitted for the first time to establishments for the insane in Scotland during 1932 was 2169—349 private patients and 1820 pauper patients.

The number of private patients admitted for the first time is 14 less than in the preceding year. The number of pauper patients who had never previously been registered is 152 less than in 1931.

- (2) *Admissions by Transfer.*

The number of patients transferred from one establishment to another during 1932 was 239, which is 22 less than the previous year and 23 less than the average for the five years 1925-29.

† NOTE—Persons admitted to an asylum can be detained only by Order of the Sheriff or of the Secretary of State.



### (3) Admission of Voluntary Patients.

Voluntary patients are persons who, with the sanction of the Board, are granted on a simple application signed by the patient, voluntarily enter asylums for treatment of mental disorder. They cannot be detained for more than three days after giving notice of their intention or desire to leave. They are not certified as insane and are not registered as lunatics, but record is made of their names and other particulars regarding them. The whole number of such persons admitted into asylums in 1932 was 803. The average number admitted for the ten years 1923-32 was 651. The number resident in each asylum on 1st January 1933 is shown in Table V of the Appendix. The total number resident was 1056.

### DISCHARGES FROM ESTABLISHMENTS.

#### (1) Discharges of the Recovered.

During 1932, 167 private patients were discharged recovered, which is 17 more than the number in the preceding year and 9 less than the average of the five years 1925-29. The number of pauper patients discharged recovered was 856, which is 52 more than in the preceding year, and 104 less than the average for the five years 1925-29.

#### (2) Discharges of the Unrecovered.

The number of private patients discharged unrecovered, excluding transfers, during 1932, was 107, which is 14 less than last year and 18 less than the average of the five years 1925-29. The number of pauper patients discharged unrecovered was 284, which is 59 more than the number so discharged in the preceding year, and is 12 more than the average for the five years 1925-29.

### DEATHS IN ESTABLISHMENTS.

The number of private patients who died in establishments during 1932 was 218, which is 11 more than last year and 24 less than the average of the five years 1925-29. The number of pauper patients who died was 1169, which is 7 less than last year and 41 less than the average of the five years 1925-29.

The death rate for private and pauper patients in establishments per cent. of the average number resident for the year 1932 was 7.7, as compared with 7.8 in the previous year.

The causes of death are shown in Table XII. of the Appendix.

### REMOVALS FROM ESTABLISHMENTS ON STATUTORY PROBATION.

At 1st January 1932, 71 patients were absent from asylums on probation, with the sanction of the Board. Of these, 37 have been finally discharged as recovered, 17 were sent back, and 16 remained, on the expiry of the probationary period, under the care of friends, and 1 died. In the course of 1932, 128 patients were discharged on probation. Of these, 12 have been finally discharged as recovered, 6 whose period of probation has expired remain under the care of friends, 37 have been returned to asylums and 3 died. The number still on probation at the close of the year was 70.

### SHERIFFS' ORDERS.

The table on pages 20 and 21 of the Appendix gives the statutory return exhibiting the number of orders granted by Sheriffs for the admission of lunatics into any Public, Private, District, or Parochial Asylum, or House,



stating the Asylum or House to which such order referred, during the year ended 31st December 1932. The number of orders granted during the year was 2719.

#### LICENCES GRANTED BY THE BOARD FOR ESTABLISHMENTS.

The number of licences granted by us for the continuance or establishment of private asylums, lunatic wards of poorhouses, and certified institutions for mental defectives, and the transfer of any licence from one establishment to another, during the year ended 31st December 1932, are shown in Table XI. of the Appendix.

#### CHANGES AMONG ATTENDANTS AND SERVANTS IN EACH ESTABLISHMENT.

The number of attendants and servants who left, were dismissed, or died, during 1932, was 1363, which is 91 more than the number for the previous year. The number who resigned their situations voluntarily is 900, which is 41 less than last year.

In addition to the 900 who resigned voluntarily, 68 left on account of ill-health, 18 died during their term of service, 132 left without notice, 85 were dismissed for incompetence or unsuitability, 79 whose services were no longer required were not re-engaged, and 81 were dismissed for misconduct.

#### ESCAPES FROM ESTABLISHMENTS.

The whole number of escapes during 1932 was 110. Of these, 41 were brought back within twenty-four hours, 37 within a week, and 8 after a week. There were 24 still absent on the expiry of twenty-eight days from the date of escape. Of the 24 patients not brought back, 5 were discharged recovered, 11 were removed from the asylum registers as relieved, 6 as not improved, 1 died, and 1 was still absent at 31st December 1932.

#### ACCIDENTS IN ESTABLISHMENTS.

The total number of accidents reported to us as having taken place during the year 1932 was 185, which is 24 more than last year. Fourteen of the accidents ended fatally, death in 7 of the cases being due to suicide, of which 1 was caused by swallowing lysol prior to admission. The patient's name was not therefore on our Register when the act was committed. Of the remaining 6 cases of suicide, 2 were caused by being run over on the railway; in one case the patient was absent from the Asylum on parole, in the other the patient was working with other patients in the Asylum grounds when he suddenly mounted an iron railing and threw himself between two waggons of a moving goods train in the railway siding attached to the Asylum; 1 patient drowned himself after escaping from a working party in the grounds, 1 poisoned himself by means of coal gas while on probation, and 1 by drinking lysol while on parole from the Asylum, and 1 patient who was in the habit of carrying some old letters in the pocket of her dressing-gown and had secreted in the envelopes a few matches which she had obtained from a visitor, took an opportunity when she was alone in the bathroom of lighting the letters and setting fire to her clothing, inflicting burns from which she died.

Of 3 accidental deaths not due to suicide, 1 resulted from pleurisy and pneumonia following a fractured rib, 1 from shock caused by falling out of bed and sustaining a head-wound, and 1 from scalding caused by the patient impulsively jumping into a steam cooking boiler containing hot water.



Of the remaining 4 deaths, 2 were due to drowning and 1 to falling from a height, the circumstances in each case suggesting accident rather than suicide. The fourth death was caused by rupture of the urinary bladder, the origin of which could not be definitely determined.

There were 4 cases of attempted suicide—1 by attempting to cut his throat with a piece of the lid of a spittoon, 1 by swallowing a piece of dessert-spoon, and 2 by swallowing a fork, besides in one case cutting his neck with a safety-razor blade.

In 100 cases the accidents involved fracture of bones or dislocation of joints. These were occasioned in 79 cases by falls and in 11 cases by struggling with fellow-patients or attendants or by assaults by fellow-patients. In 4 cases the fractures were unintentionally self-inflicted and in 6 cases the cause was unascertained. There were reported in addition 13 accidental wounds, burns, doubtful fractures, etc., of a more or less severe nature, and 55 minor injuries. There were also reported during the year 29 accidents to members of the Asylum staffs, 2 being sustained by medical staff, 9 by nurses, 10 by attendants, 3 by maids, and 5 by other employees. Three of these accidents ended fatally, one being caused by injuries received in a struggle with a patient. Altogether 12 of the accidents to employees, which were mostly of a minor nature, were the result of assaults by patients.

In every case of death by accident, of sudden or unexpected death, or death under circumstances of apparent or alleged suspicion, occurring in an Asylum, the Superintendent is required to give immediate intimation not only to the Board, but also to the Procurator-Fiscal of the County in which the Asylum is situated, who makes such inquiry as he may deem necessary.

### III.—POSITION OF LUNACY DISTRICTS AND PRESENT CONDITION OF ESTABLISHMENTS FOR THE INSANE.

Establishments for the insane in Scotland comprise: (a) Royal and District, (b) Private, and (c) Parochial Asylums; (d) Lunatic Wards of Poorhouses; (e) the Department for Criminal or State Patients in Perth Prison; and (f) Mental Observation Wards.

The reports by the Medical Commissioners of their inspection of the different establishments have, as usual, been presented to and considered by the Board. They are entered in the appropriate books of the respective establishments on the occasion of the statutory visits of the Medical Commissioners, and a copy of each report is preserved for reference at the offices of the Board. For reasons of economy these reports are not presented in full in the Appendix, as was the custom before the war. For the same reasons it has been decided to discontinue meantime the publication of extracts from these reports.

As a general rule, the management of these establishments reflects credit upon the officials, and almost without exception a satisfactory standard of efficiency appears to be maintained. The official registers are stated to be properly and accurately kept.

The Dundee Royal Asylum, the Glasgow Royal Asylum, the Murray's Royal Asylum at Perth, and the New Saughton Hall and the St. Andrew's Private Asylums receive only private patients. At the Glasgow Royal Asylum Dr. Angus M'Niven, who was Senior Assistant Medical Officer at the Royal Edinburgh Hospital for Mental Disorders, has been appointed Medical Superintendent in succession to Dr. D. K. Henderson.

The Counties of Zetland and Caithness continue to be dependent upon the Royal Asylum of Montrose for the accommodation of their pauper lunatics. During the year further improvements affecting the welfare of



the patients were carried out at the Montrose Royal Asylum, and progress was made with the erection of the Home for the Nurses.

Pauper lunatics of the County of Orkney who require to be removed from their homes are sent to the Royal Edinburgh Hospital for Mental Disorders, under an Agreement with the Directors of that Institution. The death occurred during the year of Professor George M. Robertson, who had been Medical Superintendent of the Asylum since 1908 and who had occupied the position of an Asylum Medical Superintendent for the long period of forty years—first, at the Perth District Asylum and then at the Stirling District Asylum. The vacancy in the Royal Edinburgh Hospital for Mental Disorders has been filled by the appointment of Dr. D. K. Henderson, Medical Superintendent at the Glasgow Royal Asylum.

The District Asylum at Inverness serves the large burgh of Inverness and the Counties of Sutherland, Ross and Cromarty, Inverness, and the Nairn district of the joint County of Moray and Nairn. Dr. T. C. Mackenzie, who had been Medical Superintendent of the Inverness District Asylum since 1908, retired early in the year, and the vacancy has been filled by the appointment of Dr. William M'William, the Senior Assistant Medical Officer. The difficulties associated with the overcrowding at this Institution were added to during the year by an outbreak of enteric fever and, as a number of the patients have been discovered to be definite "carriers" of this disease, the Asylum Authorities will be faced with the necessity of considering the question of making suitable provision for their effective isolation. The Authorities are at present considering the erection of a sanatorium for tubercular patients, as the present sanatoria, which are located in the main building, are now too small for the patients requiring segregation. When these matters have been satisfactorily dealt with and the Nurses' Home, which is at present in course of erection, has been completed, some relief will be afforded to the present overcrowding at the Institution.

The pauper lunatics of the Joint County of Moray and Nairn, excluding the Nairn area, are accommodated in the District Asylum at Elgin. The accommodation is meantime ample for the needs of the district. Sundry improvements were made at the Asylum during the course of the year which affect the welfare of the patients, and the redecoration of the whole interior of the building is being carried out. The Asylum Committee have decided to make further improvements in the laundry by the introduction of new machinery consequent upon the installation of larger and more effective steam plant.

The District Asylum at Ladysbridge, Banffshire, provides for the pauper lunatics of the County of Banff. The male hospital at this Institution is overcrowded and the Asylum Committee have been asked to consider an extension of the hospital accommodation.

The pauper lunatics of the County of Aberdeen are accommodated in the Aberdeen Royal Asylum under an Agreement with the Managers of that Institution, and in the Lunatic Wards of Buchan Poorhouse, while those of Aberdeen City who also were at one time accommodated in the Aberdeen Royal Asylum are provided for in the District Asylum at Kingseat, which was opened for the City patients in 1904. The Managers of the Aberdeen Royal Asylum are at present considering the question of extensions in order to meet the pressure on the accommodation, especially in the main building, where overcrowding is most in evidence.

By arrangement with the Managers of the Montrose Royal Asylum, the pauper lunatics of the Counties of Angus (excluding Dundee City), Kincardine, and the large burgh of Arbroath are accommodated in that Institution, while a number of Kincardine County patients are accommodated in the Lunatic Wards of the Kincardineshire Poorhouse at Stonehaven. Improvements which have recently been carried out in the Montrose Asylum are referred to in a foregoing paragraph.



The pauper lunatics of the City of Dundee are accommodated in the Dundee District Asylum at Westgreen and in the Lunatic Wards of the Dundee East Poorhouse (Maryfield Hospital). Recent improvements at the Dundee District Asylum include two commodious workshops—one for each division of the Asylum. The verandahs which were recently erected at a very reasonable cost as integral parts of the adjacent wards of this Asylum, and which are provided with hospital accommodation suitable for treatment day and night in all weathers, have helped to relieve the overcrowding at this Institution, but the Dundee Corporation are still faced with the necessity for doing something further in the matter.

The District Asylum at Murthly provides adequate accommodation for the pauper lunatics of the County and the Burgh of Perth. Accommodation for a number of harmless cases is provided in the Lunatic Wards of the Perth Poorhouse (Bertha Home).

The pauper lunatics of the Counties of Stirling, Dunbarton, West Lothian, and Clackmannan and the large burghs of Stirling, Clydebank, Dumbarton, and Falkirk are accommodated in the Stirling District Asylum at Larbert. In 1916 a new hospital block was opened, with accommodation for 120 patients, and in 1925 the District Board, with the approval of the General Board, purchased the Estate of Kinnaird, and a few working patients are accommodated in the mansion house there. The Combination is again faced with the necessity either of extending the existing accommodation or of otherwise meeting the growing demands of this large district. A number of suitable patients are accommodated in the Lunatic Wards of the Dumbarton and Linlithgow Poorhouses.

The pauper lunatics of the Counties of Fife and Kinross, and of the large burghs of Dunfermline and Kirkcaldy, are suitably provided for in the District Asylum at Springfield, near Cupar. The County of Kinross was by the Local Government (Scotland) Act, 1929, combined with the County of Perth, but in the meantime the Kinross patients continue to be housed in the Fife Asylum. The accommodation at that Institution is, however, inadequate for the needs of the district. A certain amount of relief was provided by the recent erection of a Nurses' Home, but the combination of Local Authorities will require to consider the question of meeting the increasing demand for accommodation, and especially the provision of adequate accommodation for patients requiring hospital care. A number of improvements are required at this Institution to bring it into line with other Mental Hospitals in Scotland.

The City of Edinburgh has accommodation for its pauper lunatics at the District Asylum at Bangour, which is situated about 14 miles west of the City. It is one of the most recent of the Scottish Asylums, having been opened in 1905, and is built on the villa principle. A church has recently been added to the Institution. By agreement, a small but decreasing number of Edinburgh City patients are housed in the Royal Edinburgh Hospital for Mental Disorders; apart from that, the Asylum at Bangour provides adequate accommodation for the pauper lunatics of the district. During the year a number of mental defectives who no longer required Asylum care were certified under the Mental Deficiency and Lunacy (Scotland) Act, 1913, and removed to a new Villa which had been opened at the Gogarburn Institution, and in this way a number of beds have been set free for patients requiring Asylum care and treatment.

The pauper lunatics of the Counties of Midlothian (excluding Edinburgh City) and Peebles are adequately accommodated in the District Asylum at Rosslynlee, and to a small extent in the Lunatic Wards of the Inveresk Poorhouse.

The pauper lunatics of the County of East Lothian are adequately provided for at the District Asylum at Haddington, and to a small extent in the Lunatic Wards of the Inveresk Poorhouse. The Asylum at Haddington



has a small amount of accommodation surplus to the requirements of the East Lothian County. This surplus accommodation is at present occupied mainly by patients from Glasgow City. There is, however, a shortage of hospital accommodation, and the Asylum Committee will require to consider this matter if the present conditions continue. It is suggested that the shortage could be most economically and effectively met by converting the verandahs into sun rooms where patients confined to bed would remain day and night.

The Roxburgh District Asylum at Melrose provides adequate accommodation for the pauper lunatics of the Counties of Roxburgh, Berwick, and Selkirk. Twelve houses are in course of erection for the accommodation of male nurses in this Institution. This improvement will not only be for the benefit of the nursing staff but will also set free a small amount of accommodation at the Asylum, which may be used either for the housing of patients or for other purposes.

The pauper lunatics of the City of Glasgow are accommodated in the Woodilee District Asylum at Lenzie, the Gartloch District Asylum at Gartcosh, the Govan District Asylum at Hawkhead, and in the Lunatic Wards of the Southern General Hospital, Govan. A certain number also are accommodated in the Paisley District Asylum at Riccarton, Paisley, and the Renfrew District Asylum at Dykebar, Paisley, in both of which the Glasgow Corporation have an interest as the result of the changes under the Local Government (Scotland) Act, 1929. A number of patients of the Govan district of the City are accommodated in the Kirklands Asylum which was formerly owned jointly by the Lanark and Govan District Boards of Control. By arrangement, following upon the changes under the Local Government (Scotland) Act, 1929, the whole of the Kirklands Asylum has been taken over by the Lanarkshire Combination, which consists of the County of Lanark and the large burghs of Airdrie, Coatbridge, Hamilton, Motherwell and Wishaw, and Rutherglen. The Asylum accommodation belonging to the Glasgow Corporation is quite inadequate to meet the needs of the City, and as a temporary arrangement Glasgow patients are boarded in the Aberdeen, Argyll and Bute, Dundee, East Lothian, Fife, Lanark, Midlothian, and Roxburgh District Asylums. The Corporation are at present building a large Institution for mental defectives on the Lennox Castle estate, and it is hoped to relieve the congestion at the Glasgow Asylums by transferring to the new Institution a number of mental defectives who have had to be provided for under the Lunacy Acts, and also to convert the existing Certified Institution at Stonevetts into an Asylum for pauper lunatics. The Corporation are faced with a very pressing problem, having regard to the annual increase in the number of pauper lunatics requiring to be provided for, and the fact that in many of the Asylums of other areas in which Glasgow patients are boarded, all the accommodation is now required or is likely soon to be required for the pauper lunatics of the districts served by these Institutions. At the Woodilee Asylum a slight increase in the numbers resident has been made possible by the conversion of day-room accommodation to hospital purposes in order to house the ever-increasing number of patients requiring more or less permanent treatment in bed. The Homes for Nurses at the Woodilee and Govan District Asylums have become quite inadequate for the greatly increased nursing staff which has developed with the growth in the number of patients, and the question of their extension will require to be considered. At the Govan District Asylum recent additions include an excellent Solarium and a block for the segregation of typhoid and dysentery "carrier" patients. A slight relief to the overcrowding in this Institution has resulted from the discontinuance of the use of a Ward in the main building for the segregation of female patients who had been infected with enteric fever in the outbreak which occurred some years ago.

The pauper lunatics of the County of Lanark and the large burghs of



Airdrie, Coatbridge, Hamilton, Motherwell and Wishaw, and Rutherglen are accommodated in the District Asylum at Hartwood, Lanarkshire, and the Kirklands Asylum at Bothwell. A number of suitable patients are accommodated in the Lunatic Wards of the Old Monkland Poorhouse at Coatbridge. There is evident overcrowding at the male Reception Hospital of the Hartwood Asylum, and the Authorities in the Combination are actively considering the matter. It is proposed to relieve the situation by providing an institution for adult mental defectives, and transferring thereto all the mental defectives in the Asylum who can be suitably provided for under the Mental Deficiency Act.

The District Asylum at Dykebar, Paisley, provides accommodation for the pauper lunatics of the County of Renfrew (exclusive of the large burghs of Paisley and Greenock) and the large burgh of Port Glasgow. The City of Glasgow has also a large interest in this Asylum, and a number of Glasgow patients are accommodated in it. The Institution is managed by a Committee representative of the City of Glasgow, the County of Renfrew, and the Burgh of Port Glasgow. The Asylum, fortunately, is as yet free from the overcrowding difficulties so pressing in some other institutions, though two difficulties are beginning to present themselves in a minor degree. One is the accommodation in the hospital blocks, and the other is the accommodation in observation dormitories in the villas set apart for cases requiring constant observation. These difficulties tend to arise particularly in the villa type of Asylum, as the resident number of patients approaches the total accommodation, and so is apt to affect the classification devised for the separate villas.

The pauper lunatics of the Burgh of Paisley are accommodated in the District Asylum at Riccarton, and to a small extent in the Lunatic Wards of the Poorhouse at Craw Road. As a result of the re-arrangement of Lunacy areas under the Local Government (Scotland) Act, 1929, the City of Glasgow and the County of Renfrew have a small interest in these Institutions. Some minor improvements are being carried out at the Riccarton Asylum, but there is evidence of overcrowding at this Institution, especially in the hospital wards, and it will be necessary for the Joint Committee to give this matter their early attention. It is suggested that relief might be most satisfactorily effected by the erection of a small building of the sanatorium type at Hawkhead to serve as a Reception House to which all patients would be admitted and their conditions thoroughly investigated.

The pauper lunatics of the Burgh of Greenock are accommodated in the Parochial Asylum at Smithston—the only Institution of its kind in Scotland. As the result of the changes under the Local Government (Scotland) Act, 1929, the Renfrew County has a small interest in this Institution. During the year a number of improvements have been made at this Institution for the comfort and convenience of the inmates.

The District Asylum at Lochgilphead provides adequate accommodation for the pauper lunatics of the Counties of Argyll and Bute. The Asylum Authorities recently acquired the old poorhouse buildings which adjoin the Asylum, and these have been made suitable for the accommodation of 60 patients. By an agreement made in 1929 with the Glasgow Corporation, all the beds in these buildings are reserved for the accommodation of Glasgow City patients for a period of 10 years.

The pauper lunatics of the County of Ayr and the large burghs of Ayr and Kilmarnock are accommodated in the District Asylum at Glengall, and to a small extent in the Lunatic Wards of the Cunninghame Poorhouse. There is a certain amount of overcrowding at the Ayr District Asylum. The four new double hospital wards, which are now occupied, are up-to-date buildings, and present an attractive appearance. The opening of the hospital wards has noticeably diminished the overcrowding on the female side, and the overcrowding is now mainly on the male side. The Authorities in the Combination have acquired part of the Estate of Dunlop, and are adapting



the Mansion House as an Institution for mental defectives. It is hoped that some relief will result from the transfer of mental defectives from the Asylum when Dunlop House is ready for occupation as a Certified Institution under the Mental Deficiency Act.

The pauper lunatics of the Counties of Dumfries, Kirkcudbright, and Wigtown, and of the large burgh of Dumfries are suitably accommodated in the Crichton Royal Institution at Dumfries, and to a small extent in the Lunatic Wards of the Wigtownshire Poorhouse. The provision of accommodation in the Crichton Royal Institution for pauper lunatics of the Southern Counties of Dumfries, Kirkcudbright, and Wigtown, including the Burgh of Dumfries, is made in terms of Section 60 of the Lunacy (Scotland) Act of 1857, and Section 41 of the Mental Deficiency and Lunacy (Scotland) Act, 1913. A scheme has been completed for providing separate residential quarters for the staff and officials of the three divisions of the Institution by the opening of the Hostel in the Second Department. The completion of the hostel makes the three divisions of the Institution more or less separate Institutions. It may be noted that the division into three is entirely for social purposes. The same skilled nursing and medical care is given to all the patients, in whatever division they may be placed, and it is the intention of the Directors to unify the three departments by establishing a department for diagnosis and treatment with all the latest appliances for hydro-therapy, light, massage, and electrical treatment.

#### IV.—OCCUPATIONAL THERAPY.

Reference has frequently been made in our Reports to the value of occupation and particularly of outdoor occupation in the treatment of the insane. Whether in the case of the patient who has passed the acute stage of the disease and is convalescing towards recovery, or in the case of the chronic patient, suitable occupation is both health-giving and sedative. To obtain the full benefit and value of such treatment, however, the patient must have a congenial occupation, and everything must be done to secure his interest and to make attractive to him such work as he may show a willingness or readiness to take part in. It is of primary importance that the occupation of patients in asylums should be recognised as part of the treatment and not as a means of securing from the patient's labour a measure of return for the cost of his maintenance though that may be an indirect result. It is many years since the value of suitable employment in the treatment of the insane was recognised in this country, and the efforts in the past have been more or less directed towards outdoor occupation, particularly in the case of the male patients, but also as far as possible in the case of the female patients, though, naturally, the majority of the latter have been engaged in domestic work, such as kitchen, laundry, and needlework.

With the object of encouraging the outdoor occupation of patients, the Board were given statutory powers to authorise Local Asylum Authorities to acquire land. In our Report for the year 1929, a Table is published on page ix, showing the amount of land attached to each asylum and the average number of patients employed thereon. This form of occupation applies mainly in the case of rate-aided patients, but the Table referred to shows that also in those asylums which receive only private patients a few of them readily take part in work on the asylum farms and gardens. While employment out-of-doors is recognised as being of the greatest value, there are many patients who cannot or will not take part in work on the asylum farms and gardens or even in domestic occupations, and for them provision has been made in more recent years by the establishment of occupation classes where instruction in various arts and crafts is given by experienced and qualified teachers. The variety of occupations taught is such that there



are few patients for whom some congenial form of occupation cannot be found, and the good results both in the contentedness of mind and the consequent improved bodily condition of the patients, as well as in the high quality and value of the articles produced, give a return entirely out of proportion to the small initial and running costs. The extent to which asylum patients are employed and the variety of their occupations are shown in the following statement :—

AVERAGE NUMBER OF PATIENTS IN SCOTTISH ASYLUMS  
EMPLOYED DURING 1932.

	Males.	Females.	Total.
Assisting attendants in the wards, etc. ...	2,131	1,593	3,724
Assisting in farms and gardens ...	2,469	4	2,473
Assisting in office work and stores ...	90	...	90
As messengers ...	74	8	82
As stokers and coalmen ...	63	...	63
As bakers ...	17	...	17
As tailors ...	47	...	47
As shoemakers ...	21	...	21
As upholsterers ...	19	1	20
As painters ...	28	...	28
As joiners ...	30	...	30
As plumbers ...	17	...	17
As masons ...	21	...	21
As slaters ...	5	...	5
Assisting in kitchen ...	88	425	513
Assisting in laundry ...	12	573	585
Assisting in other domestic duties ...	16	106	122
At needlework ...	2	827	829
At knitting ...	...	613	613
At dressmaking ...	...	14	14
At arts and crafts, etc. ...	225	290	515
At other occupations ...	25	5	30
Total employed . ...	5,400	4,459	9,859

The employment of patients is, of course, quite voluntary, and the amount of work which they perform, as well as the periods of their employment each day, vary according to their inclinations on the one hand and their fitness on the other, the decision in regard to fitness being determined by the medical staff.

The object of Asylum treatment is to restore the patients to a condition of mind which will enable them to resume their place in the general community and, if possible, to return to the social and occupational position which they held before their breakdown in health. It is important that patients should be able to adjust themselves readily to social conditions on discharge, and the value of occupation, whether at their ordinary or at some other form of work, is evident. It is difficult in these days of trade depression, when so many are unemployed, to secure the employment which is so essential to the maintenance of the mental health of the patients who have been discharged recovered from our Asylums.

At one time a Society known as the Brabazon Society existed in Glasgow for the purpose of directing the interests of patients on discharge from Asylums. That is really a critical stage in the case of the mental patient, as adverse and difficult conditions, such as poverty and unemployment or



the absence of those interests which he found conveniently provided for him in the Asylum, may tend to cause a relapse in his mental condition. An interesting experiment has recently been tried with success in connection with one of the Scottish District Asylums. It consists mainly in encouraging patients who have been discharged to keep in touch with the Institution and to take an interest in the resident patients by assisting in their sports and amusements and visiting patients who have no relatives or friends to visit them. The work which was at one time performed by the Brabazon Society in Glasgow is one in which the Associations for Mental Welfare might usefully take a larger interest. With the object of promoting the welfare of patients on discharge from Asylums, it has been the policy of the Board in every case where the patient is possessed of small funds to recommend to the Local Authority concerned that where there is a reasonable prospect of early recovery the funds should not be applied to the cost of the patient's maintenance but should be conserved and handed over to him on discharge. It is suggested that on discharge it would greatly assist in the patient's return to, and settlement in, normal conditions of life in the community if it were possible to accumulate for his benefit, during residence in the Asylum, a small fund representing the value of work performed. Such a provision might also act as an inducement to patients to take part in some form of occupation with much benefit to their general health.

There is another aspect of the usefulness of the employment of Asylum patients in suitable occupations. Of the cases which do not recover, there are many whose mental conditions have become such that they no longer require the special hospital treatment which an Asylum gives, and if they are quiet and harmless they can be suitably cared for under private guardianship. The training which these patients have received in the Asylums—the men in farm and garden work, and the women in domestic work—enables them to be placed more readily with private guardians at a comparatively low rate of board.

It has been pointed out in recent Reports that the boarding out of patients from Asylums has shown a steady decrease in recent years, and it has been urged upon Local Authorities that this method of care should be encouraged, particularly in view of the shortage of institutional accommodation.

With the introduction of workshops in Asylums for the teaching of arts and crafts, there may be a tendency for patients, who are fitted for outdoor and domestic occupations, to be tempted to choose the former in preference to the latter. It is very desirable that every effort should be made to encourage suitable patients to engage in the more useful outdoor and domestic occupations and to reserve the art and craft teaching for those who, for various reasons, are unsuited or unfitted for any other form of occupation. The classes for teaching arts and crafts were not intended to withdraw able-bodied and deft-handed patients from the traditionally useful aids to contentment and convalescence provided by outdoor labour and domestic duties.

#### V.—INCREASE OF LUNACY IN PROPORTION TO POPULATION.

Since 1858 the number of lunatics under the jurisdiction of the Board has increased 235 per cent. The increase in the population during the same period has been 62 per cent. In recent reports reference has been made to the steady annual increase in the number of certified lunatics notwithstanding the increasing number of persons who now submit themselves to voluntary treatment in Asylums, and the number of persons now certified under the Mental Deficiency Act who would formerly have been certified under the Lunacy Acts. The increase is not confined to certifications, but is an accumu-



lative increase affecting the actual numbers on the Registers at the end of each year after deducting discharges and deaths and is due to a large extent to the accumulation of senile and chronic patients.

The following Table shows the number of certified lunatics (both private and pauper) at 1st January, 1861, at the end of each decenniad thereafter, and at the 1st of January, 1931, 1932, and 1933 :—

Year.	In Asylums and Lunatic Wards of Poorhouses.	In Private Dwellings.	Total.	Percentage increase + or decrease — over previous period.	Per 100,000 of population.
1861 .	4,462	1,809	6,271	....	205
1871 .	6,036	1,519	7,555	+20.5	227
1881 .	8,133	1,629	9,762	+29.2	267
1891 .	9,667	2,613	12,280	+25.8	307
1901 .	12,682	2,793	15,475	+25.9	349
1911 .	15,065	2,994	18,059	+16.7	381
1921 .	15,541	2,124	17,665	— 2.2	363
1931 .	17,650	1,477	19,127	+ 8.3	392
1932 .	17,935	1,431	19,366	+ 1.2	400
1933 .	17,915	1,387	19,302	— 0.3	396

It will be observed that, with the exception of 1921 and 1933, the figures show an increase not only in the actual numbers, but also in the ratio to the population. The fall in the figures for 1921 has already been explained in previous reports, and was due largely to war conditions. If we exclude the war period, the figures at 1st January, 1933, show a fall for the first time since 1857. An analysis reveals certain factors which show that there has not actually been a decrease in the number of certifications to the extent which seems to be indicated by the figures. In our last Report it was stated that the number of discharges from Asylums has shown a tendency to fall in recent years. In 1932, however, there were 112 more patients discharged from the Registers than in 1931, a result very largely due to the fact that 90 patients were discharged during the year from the Registers of pauper lunatics and certified under the Mental Deficiency and Lunacy (Scotland) Act, 1913, in consequence of an increase in the amount of institutional accommodation for mental defectives. There were no discharges from the Registers of certified pauper lunatics during 1931 on account of recertification under the Mental Deficiency Act.

There was an increase of 30 voluntary patients in 1932 as compared with 1931, and another matter which has a slight bearing on the decrease is a reduction by 14 in the numbers certified during 1932 who had previously been certified as compared with the corresponding number in 1931. The following statement shows for each of the past 10 years the number of lunatics who had previously been registered and who were replaced on the Register :—

In 1923 ...	1,064
„ 1924 ...	632
„ 1925 ...	619
„ 1926 ...	598
„ 1927 ...	612
„ 1928 ...	627
„ 1929 ...	585
„ 1930 ...	573
„ 1931 ...	507
„ 1932 ...	493



These figures throw an interesting light upon the progressively permanent results of the treatment of the insane in Scottish Asylums. It has also to be kept in view that the private patients in Scottish Asylums include a considerable number drawn from England and Ireland.

Turning to the statistics for certified pauper lunatics, the following Table shows the number at 1st January, 1861, at the end of each decenniad thereafter, and at the first of January, 1931, 1932, and 1933 :—

Year.	In Asylums and Lunatic Wards of Poorhouses.	In Private Dwellings.	Total.	Percentage increase + or decrease — over previous period.	Per 100,000 of population.
1861 .	3,470	1,787	5,257	..	172
1871 .	4,823	1,463	6,286	+19.6	189
1881 .	6,722	1,516	8,238	+31.1	225
1891 .	7,988	2,489	10,477	+27.2	262
1901 .	10,592	2,669	13,261	+26.6	299
1911 .	12,762	2,878	15,640	+17.9	330
1921 .	12,704	2,030	14,734	— 5.8	303
1931 .	14,807	1,406	16,213	+10.0	332
1932 .	15,131	1,361	16,492	+ 1.7	341
1933 .	15,182	1,318	16,500	+0.05	338

During the first decenniad the net increase amounted to 1,029, and successive decenniards show progressive increases; that between 1901 and 1911 amounting to 2,379. The decenniad 1911 to 1921, which included the years of the Great War, shows a fall of 906, but the following decenniad 1921–1931 shows an increase of 1,479; and while the year 1931 shows an increase of 279, the increase during 1932 dropped to 8. This is partly due to the increased number of discharges already referred to.

Frequent reference has been made in our recent Reports to the serious shortage of Asylum accommodation for pauper lunatics in Scotland and to the steady decline in the boarding out of patients who have ceased to require Asylum care and who might safely and with advantage be placed under guardianship in private dwellings. These two matters are very closely related. The provision of more institutional accommodation means large capital expenditure, and the cost of maintaining a patient in a properly equipped Asylum is of necessity very high. Considerable economy in both these respects could be secured by boarding out under suitable guardianship patients who do not require and do not benefit by costly curative treatment in an Asylum and who are not dangerous either to themselves or to the public. Suitable guardians can be obtained without difficulty, and in most cases the patients appreciate the greater liberty and the conditions of home life under guardianship in private dwellings. This Boarding-Out System has in Scotland stood the test of many years' experience, and it is hoped that in the near future legislation may be obtained under which the Board will have power in every case where the interests of a patient require it, to order the transfer of such patient from one asylum to another, or to private guardianship. But dealing with existing figures it will be observed from the foregoing Table that the net increase of 8 in the number of pauper lunatics during 1932 represents a decrease of 43 in the numbers boarded out and an increase of 51 in the number resident in Institutions. The rate of increase since 1861 in the number of pauper patients in Asylums and of decrease since 1911 in the number of pauper patients in private dwellings per 100,000 of the population is shown in the following statement :—



At 1st January.	NUMBER OF CERTIFIED PAUPER LUNATICS PER 100,000 OF THE POPULATION.	
	(a) In Asylums and Lunatic Wards of Poorhouses.	(b) In Private Dwellings.
1861. . . .	113	59
1871. . . .	145	44
1881. . . .	184	41
1891. . . .	199	63
1901. . . .	238	61
1911. . . .	269	61
1921. . . .	261	42
1931. . . .	303	29
1932. . . .	313	28
1933. . . .	311	27

It will be observed from a reference to the Table on page xxi in conjunction with the foregoing Table, that, while the decrease in the actual numbers boarded out first appears as at 1st January, 1921, the decrease per 100,000 of the population appears as at 1st January, 1901.

It is gratifying that the increase in the Asylum populating during 1932 has fallen short of the average increase in recent years, but the situation in respect of the shortage of institutional accommodation is still acute and calls for serious consideration by many of the Local Authorities on the lines indicated in our last Report.

The Table opposite shows for each Lunacy area the number of pauper lunatics per 100,000 of the population at 31st December, 1901, 1911, 1921, and 1931 arranged in descending order as at 31st December, 1931.

The Table shows a net increase in the number of registered pauper lunatics in Scotland amounting to 37 per 100,000 of the population during the period from 1901 to 1931. The incidence is highest in the rural areas, particularly in the North of Scotland, the highest rate, 626 per 100,000 of the population, being recorded in the Inverness area, which comprises the Counties of Inverness, Ross and Cromarty and Sutherland and the Burgh of Inverness. In that area the incidence is lowest in the burgh where the rate is 523 per 100,000 of the population, but whereas the population of the burgh in 1931 shows an increase of 7·8 per cent. as compared with 1921, the Counties all show a decrease. On the other hand, the lowest rate, 238 per 100,000, is recorded for the Ayr district, comprising the County of Ayr and the Burghs of Ayr and Kilmarnock, the lowest rate for the whole of Scotland, namely, 223 per 100,000 of the population, being recorded for the Burgh of Kilmarnock. In this case also, however, the County shows a decrease and the two burghs an increase in population at 1931 as compared with 1921.

The area showing the greatest increase in pauper lunacy in relation to the population is the County and Burgh of Aberdeen, where the incidence per 100,000 of the population has risen from 315 at 31st December, 1901, to 428 at 31st December, 1931. Other areas which show large increases are Inverness, including Ross and Cromarty and Sutherland, Renfrew County (including the Burgh of Paisley) and the Stirling area, which comprises the Counties of Stirling, Dunbarton, Clackmannan and Linlithgow, and all the burghs therein. During the same period the Aberdeen and Inverness areas show a decrease, while the other areas show an increase in the general population. On the other hand, the greatest decrease in pauper lunacy in relation to the population is shown in the County of Caithness, where the incidence per 100,000 of the population has fallen from 558 at 31st December, 1901, to 448 at 31st December, 1931. Other areas which have shown decreases



Lunacy Districts at 31st December, 1931.	Pauper Lunatics per 100,000 of population at 31st December, 1931.	Pauper Lunatics per 100,000 of population at 31st December, 1921.	Pauper Lunatics per 100,000 of population at 31st December, 1911.	Pauper Lunatics per 100,000 of population at 31st December, 1901.	Comparable Lunacy Districts at 31st December, 1921.
Inverness County . . .	664	587	640	529	Inverness (excluding Nairn).
Inverness Burgh . . .	523				
Ross County . . .	637				
Sutherland County . . .	590				
Argyll County . . .	538	453	626	582	Argyll.
Zetland County . . .	462	357	480	433	Shetland.
Caithness County . . .	448	445	509	558	Caithness.
Moray and Nairn County . .	446	337	454	411	Moray (including Nairn).
Aberdeen County . . .	438	389	369	315	Aberdeen County.
Aberdeen Burgh . . .	419	362	(included under County).		Aberdeen City.
Orkney County . . .	408	394	421	436	Orkney.
Banff County . . .	398	408	385	374	Banff.
Dundee Burgh . . .	381	364	(included under Forfar).		Dundee.
Glasgow Burgh . . .	376	342	(included under Lanark).		Glasgow (including Govan).
Berwick County . . .	429	333	351	330	Roxburgh.
Roxburgh County . . .	384				
Selkirk County . . .	296				
Perth and Kinross County . .	396	298	384	411	Perth (including Kinross).
Perth Burgh . . .	293				
Angus County . . .	313	322	359	364	Forfar and Kin- cardine.
Arbroath Burgh . . .	420				
Kincardine County . . .	372				
Bute County . . .	308	181	456	389	Bute.
East Lothian County . . .	302	318	389	383	East Lothian.
Edinburgh Burgh . . .	301	320	(included under Midlothian).		Edinburgh.
Fife County . . .	294	294	266	271	Fife (not including Kinross).
Dunfermline Burgh . . .	266				
Kirkcaldy Burgh . . .	324				
Dumfries County . . .	264	277	305	274	Dumfries.
Dumfries Burgh . . .	268				
Kirkcudbright County . . .	343				
Wigtown County . . .	328				
Midlothian County . . .	283	274	328	290	Midlothian and Peebles.
Peebles County . . .	319				
Paisley Burgh . . .	286	269	(included under Renfrew).		Paisley.
Lanark County . . .	264	230	328	264	Lanark.
Airdrie Burgh . . .	324				
Coatbridge Burgh . . .	321				
Hamilton Burgh . . .	306				
Motherwell and Wishaw Burgh	286				
Rutherglen Burgh . . .	330				
Renfrew County . . .	234	214	243	222	Renfrew.
Greenock Burgh . . .	329				
Port-Glasgow Burgh . . .	332				
Clackmannan County . . .	260	210	238	222	Stirling.
Dunbarton County . . .	302				
Clydebank Burgh . . .	285				
Dunbarton Burgh . . .	320				
Linlithgow County . . .	225				
Stirling County . . .	229				
Falkirk Burgh . . .	265				
Stirling Burgh . . .	305				
Ayr County . . .	236	206	263	264	Ayr.
Ayr Burgh . . .	261				
Kilmarnock Burgh . . .	223				
Scotland . . .	341	307	335	304	Scotland.



include the County of Argyll, the Joint Counties of Perth and Kinross, but mainly in Perth Burgh, and the Counties of Bute, East Lothian, Orkney, and Ayr (including the burghs of Ayr and Kilmarnock). During the same period the Bute, East Lothian, and Ayr districts show increases, while the other areas show decreases in the general population.

A glance at the foregoing Table shows that at the top of the list stands without a break the whole Highland and insular region of Scotland, mainly rural and non-industrial, whereas industrial areas like Clydebank, Greenock, Port-Glasgow, the Lanarkshire area, and Paisley are all at the foot. It is also interesting to note that agricultural areas, such as Moray, Nairn, Banff, Aberdeen County, Berwick, Roxburgh, and Selkirk follow almost immediately after the Highlands and Islands, and of the industrial areas only Dundee and Glasgow have a fairly high proportion of pauper lunacy in relation to the population. It has already been pointed out, however, that in some of the districts where there is a high incidence of insanity there has been a decrease in the general population as well as an increase in the number of certified lunatics. If, as is generally believed, mental disorders are the result of distressing social conditions, it would be natural in these days of unemployment and resulting depression to expect the industrial areas to show the greatest prevalence of insanity. The conditions of living in the Highlands and Islands are not high, but there is an absence of the excitement and of the artificial conditions associated with urban life, so that the cause of the high rate of insanity in the Highlands and Islands must be looked for in other directions. Owing to the absence of complete and accurate data as to the prevalence of mental defect, it is difficult to draw any useful conclusions from the effect which such a prevalence and the probable causes thereof have upon the incidence of insanity in the different districts. The absence of such reliable data is due to the varying degrees of activity in the matter of ascertainment on the part of the various Local Authorities.

The causes of insanity are various, but the general expectation that the conditions of life in the industrial areas would be more productive of mental illness than the conditions in the rural and agricultural districts is not borne out by the facts shown in the Table. What the figures actually appear to show is that in areas where the various forms of vice are supposed to be least common and where life might be expected to be most free from worry, strain, and excitement, insanity is most prevalent.

## VI.—PATIENTS IN PRIVATE DWELLINGS.

### NUMBERS OF PRIVATE AND PAUPER LUNATICS.

The number of lunatics other than paupers who were provided for in private dwellings, with the sanction of the Board, on 1st January 1933, was 69. Of these, 24 were persons whose means have been placed under curatory by the Court of Session or by a Sheriff Court. Of the whole number, 25 \* were in houses which possessed special licences for the reception of not more than four patients, and 44 were placed singly in houses which, having only one patient, require no licence. The number of houses possessing special licences for the reception of private patients was 41 on 1st January.

All pauper lunatics, wherever placed, come upon the register of the Board, and we are fully informed by visitation or otherwise as to the mode in which they are provided for, and of every important fact concerning them. The relation of the central authority to every individual member of the pauper class of the insane is peculiar to Scotland. In no other country

\* Includes 2 private patients resident in houses licensed for pauper patients.



is every lunatic whose maintenance is contributed to from public sources under the direct supervision of the central authority. The number of pauper patients provided for with the sanction of the Board in private dwellings on 1st January 1933 was 1318, showing a decrease of 43 compared with the preceding year. The number admitted during the year to the roll of pauper patients in private dwellings was 72, which is 4 less than last year. Of these, 7, the same number as last year, were resident in private dwellings when first reported to the Board and remained with our sanction under private care, and 65, or 4 less than last year, were removed from Asylums. Of the total number of pauper patients in private dwellings, 7 were certified sane during the year, 4 were removed from the poor-roll by their friends, 58 were removed to Asylums, and 46 died—the death-rate being equal to 34 per 1000.

During the year 1932, all lunatics and mental defectives in private dwellings were visited by the officers of the Board.

Dr. H. Ferguson Watson reports as follows :—I have frequently stated that the most suitable subject for family care is the chronic, harmless patient, and among that class one does not expect to find many patients who will recover. There is, however, a type of patient who invariably recovers, and it is my considered opinion that sufficient advantage is not taken of the probation system. It should be encouraged and extended because (1) it is greatly to a patient's advantage that he is on trial, (2) it is a stimulus to make him try again to take his place as a useful member of society, (3) it enables him to show that the value of his work equals that of his fellows, (4) it supplements institutional treatment and in many instances hastens recovery, (5) it not infrequently brings about complete recovery where it was least expected and in cases where longer residence in an Asylum would have converted a potential recovery into a probable chronic, and (6) the probation system is easily put into operation. For example, should a patient require further treatment in an Asylum, fresh medical certificates and a Sheriff's Warrant are not required. It is my view that all cases should be liberated from an Asylum on probation in the first instance. In certain types the probation period could be short, in other more doubtful cases, it could be 6 months or up to one year.

During the course of the year under review 7 patients in my area—3 men and 4 women—recovered after being on probation. The following is a brief summary of the cases. (1) A male patient became depressed, and was removed to the Asylum where after 4 months he was placed on probation. He was discharged at the end of the probation period. (2) A male patient, depressed and suicidal, was removed to the Asylum for his own safety and for treatment; placed on probation for 1 year and made an excellent recovery. (3) A male patient; excited and dangerous to his own family and to others. After a short residence in the District Asylum, he was placed on 6 months' probation and was discharged as recovered at the end of that time. (4) A female patient; a recurrent case who had been three times in a Mental Institution; she recovered after 1 year's residence at home. (5) A female patient; was depressed, refused her food, and her weight fell to 4 stones. She was under treatment for over a year in an Institution. When seen shortly before the end of the probationary period, her weight was over 9 stones and I could not detect any abnormality in her condition. (6) A female patient; she was markedly depressed and suicidal before her admission to the Asylum and remained for a period of 2 years under treatment. At the end of her period of probation she was discharged recovered. It might be of interest to note that before certification she was a voluntary patient for some 4 months. (7) A female patient, after an unsuccessful attempt at suicide, was certified insane and removed to an Asylum for her own safety



and for treatment, where she remained for a period of 14 months. She was put on probation for 1 year and is now quite well. These short summaries are perhaps sufficient evidence to show that even the depressed and suicidal case can make a complete recovery, that the probation system is a useful adjunct to Asylum treatment and that it stimulates recovery. Many patients, I submit, develop an anxiety neurosis, become morbid, self-centred, and introspective because they are kept too long in the Institution. They become anxious about the future and are afraid that they are to be "shut up" for the remainder of their lives. Patients in such condition should be tried on probation. Apart from official visitation, all such cases ought to be seen from time to time by the Medical Superintendent of the Institution. It seems a pity that, when a patient leaves an Establishment—more especially to reside in a private dwelling or specially licensed house—the Medical Superintendent loses touch with his former patient.

There was a period immediately after the war when guardians were not easily pleased with the type of patient placed in their homes and too many were returned to Asylums. During the past few years there is much evidence to show that a much better type of guardian is available, but the low rate of alimient does little to encourage the boarding-out system.

I have already drawn attention to the increasing numbers in the urban areas. Part of the increase is due to the large number of applications to have the patient at home. Where there is unemployment, it may, at least, be questioned, except in very exceptionable circumstances, whether this is advantageous to the boarding-out system; indeed, it may well be asked if this is not a deviation from what was intended when the system was introduced.

More can be done for patients boarded on small crofts in the islands than will ever be accomplished by costly training centres in towns. The life is much healthier, there is less excitement, and the work more suited for the simple-minded, while there is considerably less risk of meeting undesirable companions or of falling into delinquent habits.

Dr. Kate Fraser reports:—I am becoming more and more assured that the placing of suitable patients in private dwellings is a most satisfactory method of dealing with certain types of the mentally defective. For boys the small croft or farm where they work along with their guardian and share the family life is the most suitable. For girls the country cottage where they help their guardian with the housework, live with the family, and have a certain amount of social life, under supervision, is the most suitable. Such arrangements are particularly good where some outside interests are added to the daily work. Many guardians take their patients to cinemas, local shows, and church meetings. In most instances the public authorities are doing everything possible to ensure that their patients have a real home life and are treated, as far as possible, like other boys and girls. For example, two high-grade feeble-minded lads on a small farm in the country who attend village meetings and any local festivities requested that they might have lighter shirts and nice ties so that they could be like other boys. Another boy who attended Church every Sunday asked for a finer suit and lighter boots. These requests and many similar ones were readily granted by the Local Authority concerned.

A frequent source of discontent and restlessness among the boys is that they receive no payment for the work they are doing. As many boys do excellent work, this is a real grievance. The question of payment is a difficult one. In most instances the guardians recognise the value of the work



done by the patients, but only in exceptional cases is their work considered to be valuable enough to justify payment by the guardian. The training which the guardians give to the boys, the home life they provide and the responsibilities they accept, as well as the constant supervision necessary even after they have learned a job, more than compensate for the benefit they receive from the work done. Notwithstanding this, many guardians do give their patients some small allowance in order to encourage them, finding that they settle down and do better when they feel they are earning something. Others supply them with tobacco or sweets, or provide some special treat. One woman who goes to market every week brings her female patient some little gift every time.

Another difficulty that arises with regard to payment is that of the expenditure of the money received. Some patients hoard their money while others squander it uselessly. One boy in the country earns quite a lot of money at local sales by watching cattle. This goes mostly on sweets and tobacco. At my last visit he asked me to send him a mouth-organ and was quite taken aback when I suggested that he should buy it himself out of the money he made.

A restless, difficult, high-grade boy was placed on a small farm and failed utterly to settle down. The guardian was kind and inclined to be over-indulgent and to treat his patients as children—excellent for a certain type, but unsuited for this particular boy. After a few months he was transferred to another guardian, a widow with a son who worked the croft. The patient was given a nicely furnished room and he was given some responsible work. He gained self-respect, reacted at once to responsibility, settled down and did good work. He was given 7d. a week—1d. for a weekly paper and 6d. for cigarettes. He was also given a Saturday afternoon off once a month to visit the town six miles away. For this his guardian gave him 1s. for his tea and 1s. 6d. for his train. He has now stopped smoking, saves his 6d. and quite often walks to town and back to save his 1s. 6d. With the money collected he has bought himself an electric torch, a Sunday tie, and other useful articles, his latest purchase being a watch costing 7s. 6d.

I would like to see some system instituted whereby working patients receive for their work some monetary return, the expenditure of which would be supervised by their guardians. In this way the patient would be taught the value of money and its wise expenditure, a training which would be of great value to such patients if they were ultimately discharged. I do not think the cost to the Local Authority would be great as patients would buy their own tobacco and special articles of clothing. This is a question that crops up continually and requires much careful consideration.

The following is a report by Dr. T. C. Mackenzie, who acted as a Temporary Medical Inspector pending the filling of the vacant post of Deputy Commissioner :—

In the course of my visitation of boarded-out patients in a temporary capacity I have been impressed by the uniformly high standard, with very few exceptions, of the care and attention bestowed upon these patients by their guardians, and its kindly nature.

This care on the part of guardians is backed up and supplemented by the support and assistance they receive from District and County Public Assistance Officers, and by the interest taken by Medical Officers in the boarded-out patients under their charge, and the professional skill and attention devoted to them as occasion arises, which, in many cases, is made still more valuable and effective through the services of a District Nurse.



It has been of constant interest to me in the course of this work to contrast the general conditions under which such patients are cared for with those to which they are subject in Asylums and Certified Institutions for mental defectives, and in a very considerable number of instances I met individuals who had been former patients of my own under hospital care whose favourable state under domestic and family care argued strongly for the advantages of the boarding-out system, given care and experience in the selection of both guardian and patient, combined with adequate interest and support on the part of the Local Authorities.

The following notes, made on the occasion of my visits, may be regarded as typical of many others, and are taken from the cases of four such patients, all of whom have found happy homes with their present guardians, all being also obviously appreciative of and benefited by the change from institutional care. Such cases are by no means uncommon in the extensive district where I have visited and could doubtless be paralleled in many other parts of Scotland.

(1) Patient was found in the kitchen working with her guardian, looking in good health, well dressed; she is happy and contented and able to assist her guardian in various ways; she has much to say about her former residence in Hospital and many questions to ask about nurses and others; she has a good bed to herself in the kitchen and is well and kindly cared for in a good home.

(2) Patient is keeping very well and does a little to help in the house in her own way but does more out of doors in the summer-time, helping with the hay, etc.; she is well dressed and shod, has a small bedroom to herself off the kitchen, in good order, fresh and airy; she is cheerful and friendly and full of questions about former fellow-patients and members of the staff; house is well kept and she has a good home.

(3) Patient was out with his guardian, a market gardener, dragging down wood from the hill with a horse; he was in very good spirits when he came to the house and in good health, and was able to tell me a good deal about the neighbourhood, in which he had been a footman at a large house in his youth; he has a comfortable room and bed to himself; is of much help to his guardian and his wife, both in and out of doors, and is under very good and kindly care.

(4) Patient was out working about the place when I called but was soon brought in; the house is a new "bungalow," high up on the moor, well furnished and very well kept; he has a very good, bright bedroom to himself, found in excellent order with abundant bedding; good supply of clothing and boots; he looks in good health and is obviously happy and contented, and he gives good help to his guardian in working the croft, laying out the new garden, etc.; he goes to Church and pays visits to Inverness and his own home occasionally.

I think I should also remark that frequently, as these notes illustrate, I found a kindly and grateful feeling to exist towards the Institution from which the patients had been removed to their present abodes, and I often had to reply to inquiries regarding members of the nursing staff whom they remembered with gratitude.

In the beginning of my work one fact impressed me, and as I continued it in widely different parts of the country, on the mainland and in the islands,



I met with the same experience. On calling at house after house, where I was a complete stranger, I found that I was almost invariably made welcome and asked to come in at once as soon as I had explained that I had called to see the patient, whom I named, for the "Board in Edinburgh." The guardians were pleased to have their patients visited and I cannot recall any occasion when my visit was received with suspicion or resentment. It was evident to me that friendly and cordial relations had been established in the past in association with such visits.

In regard to such matters as food, clothing, sleeping accommodation, occupation and employment, recreation and amusement, it appeared to me that almost without exception provision was well considered and adequate, and it was evident in many cases that particular care was taken to provide special necessities or facilities. Cases every now and then were met with where advice was sought in relation to such details as the supplying and fitting of special boots, the pattern of crib most suitable for a bed-ridden child, the provision of dentures and spectacles, the nature of occupation best suited to an epileptic patient, and many other similar points of importance in individual cases.

Former reports by the Board's Deputy Commissioners contain numerous and full particulars of the extent and variety of the work and duties performed by guardian, Local Authority, District Medical Officer, and the Officers of the Board to secure the standard of care and supervision that has been attained, and I can only record my opinion that the standard is high and is satisfactorily maintained.

#### VII.—EXPENDITURE BY LOCAL AUTHORITIES ON PAUPER LUNATICS.

According to returns furnished by Local Authorities expenditure on pauper lunatics for the year ended 15th May 1932 was as follows :—

On pauper lunatics who were under care for longer or shorter periods during the year in asylums, lunatic wards of poorhouses, and private dwellings, and for other expenses connected with them, a total sum of £968,773 was paid ; of which £841,644 was for maintenance in Royal and District Asylums, £60,298 was for maintenance in Greenock Parochial Asylum and in lunatic wards of poorhouses, £45,318 was for maintenance in private dwellings, and £21,513 was for certification, transport, and other expenses. Of this expenditure, £56,937 was repaid by relatives and others. Contributions amounting to £115,703 were formerly made from the Local Taxation Account, in terms of Section 22 of the Local Government (Scotland) Act, 1889, and of Section 2 of the Education and Local Taxation Account (Scotland) Act, 1892. These contributions are now merged in the general Exchequer Contributions to Local Revenues payable under the Local Government (Scotland) Act, 1929.

The average charges for pauper lunatics are as follow :—

	Weekly per head.
In Royal Asylums . . . . .	21s.
In District Asylums . . . . .	18s. 2d.
In Lunatic Wards of Poorhouses . . . . .	14s. 9d.
In Private Dwellings . . . . .	12s. 9d.



## VIII.—DANGEROUS LUNATICS.

The following statement shows the number of persons sent to asylums as dangerous lunatics in each of the ten years 1923–1932, at the instance of the Procurator Fiscal, under the provisions of the 15th Section of the Act 25 and 26 Vict. cap. 54 :—

1923	.	.	.	0	1928	.	.	.	2
1924	.	.	.	0	1929	.	.	.	2
1925	.	.	.	0	1930	.	.	.	0
1926	.	.	.	2	1931	.	.	.	0
1927	.	.	.	8	1932	.	.	.	3

## IX.—REMOVALS TO OTHER COUNTRIES.

During 1932, 9 pauper lunatics were removed from Scotland as having no settlement in that country. Of these patients, all of whom were removed from asylums, 6 were sent to England and 3 to Ireland.

## X.—LUNATICS UNDER JUDICIAL FACTORS.

At the end of December 1932 there were 1469 persons reported to us by the Accountant of the Court of Session as under judicial factory in consequence of mental unfitness for the management of their affairs. This number is exclusive of some cases in which the means of the wards have been exhausted, though the factory has not been formally discharged by the Court.

These persons were disposed of in the following way :—

1108 were in asylums in Scotland ;

282 were in private dwellings in Scotland under the care either of relatives or of unrelated guardians ; and

79 were resident either in asylums or private dwellings beyond the direct jurisdiction of the Board.

All patients resident in Scotland whose estates are under the management of judicial factors were visited by our officers during the year, except a few whose position and circumstances were otherwise satisfactorily known, and in whose cases visitation was thought undesirable.

## XI.—THE NUMBER AND DISTRIBUTION OF MENTAL DEFECTIVES AT 1st JANUARY 1933.

The number and distribution of certified mental defectives on the Register of the Board at 1st January 1933 were as follows :—

	Private.			Rate-Aided.			Totals.		
	M.	F.	T.	M.	F.	T.	M.	F.	T.
In Certified Institutions for Adults.	2	...	2	540	565	1,105	542	565	1,107
In Certified Institutions for Juveniles	69	46	115	646	606	1,252	715	652	1,367
In Private Dwellings . . . .	5	2	7	644	624	1,268	649	626	1,275
In the State Institution . . . .	...	...	...	...	...	...	12	1	13
TOTALS . . . . .	76	48	124	1,830	1,795	3,625	1,918	1,844	3,762



The following are general results during 1932 as compared with 1931 in regard to registered mental defectives :—

There was a total increase of 332, due to a decrease of private patients by 5, an increase of rate-aided patients by 334, and an increase of 3 patients in the State Institution.

The total increase of 332 arose from an increase of the number in institutions by 230 and an increase of the number in private dwellings by 102.

The increase of 230 in institutions arose from a decrease of 5 private patients, an increase of 232 rate-aided patients, and an increase of 3 patients in the State Institution.

The increase of 102 in private dwellings arose from an increase of 102 rate-aided patients.

## XII.—STATISTICS OF CERTIFIED INSTITUTIONS FOR MENTAL DEFECTIVES.

(SEE TABLES ON PAGES 41 TO 44 OF APPENDIX TO REPORT.)

### *Admissions.*

The total number of patients admitted to Certified Institutions during 1932 was 362, which is 141 more than in the previous year.

Of the 362 patients admitted, 6 were private patients and 356 were rate-aided patients, as compared with 9 and 212 in the previous year.

### *Discharges.*

During 1932 there was a decrease of 18 in the number of discharges from institutions, the total number discharged being 88, of which 3 were private patients as compared with 4 in 1931.

### *Deaths.*

The number of deaths during the year was 47—an increase of 10 as compared with the number for the previous year.

The recorded main and contributory causes of death were as follow :—

Epilepsy and convulsions . . . . .	13
Pneumonia and other pulmonary diseases. . . . .	12
Diseases of the heart and blood vessels . . . . .	10
General paralysis and other diseases of the brain . . . . .	9
Diseases of the alimentary, glandular, and genito-urinary systems . . . . .	8
Tuberculosis . . . . .	7
Influenza . . . . .	5
Diseases of the spinal cord and nervous system . . . . .	1
Dysentery, diarrhoea, and infective enteritis . . . . .	1
Abscess, septicæmia . . . . .	1
Typhoid and other infectious and contagious diseases . . . . .	1

During the year many patients are allowed home from institutions for a holiday in the summer at the discretion of the Medical Superintendent.



In addition to those so liberated, 23 patients were allowed to leave the institutions with the sanction of the Board on periods of licence varying from 3 months to 12 months in order to test their fitness for discharge to their homes. Of that number 6 were ultimately discharged from the Registers, 2 were returned to the institution, and 15 were still absent on licence at the end of the year.

*Escapes from Institutions.*

The whole number of escapes during 1932 was 11. Of these, 8 were brought back to the institution and 3 were discharged.

*Defectives under Guardianship.*

During the year ended 31st December 1932, 167 aided mental defectives were certified and placed under guardianship (including 17 dealt with by judicial order and 1 by order of the Secretary of State for Scotland), 45 aided patients were discharged from guardianship and 20 aided patients died. The following table shows the class and sex of the defectives certified during the year :—

Adults.		Children.		Total.
M.	F.	M.	F.	
75	69	14	9	167

### XIII.—EXPENDITURE ON AIDED MENTAL DEFECTIVES.

The expenditure by Local Authorities on aided mental defectives for the year ending 15th May 1932 was as follows :—

For maintenance of and provision of accommodation for certified aided defectives who were under care for longer or shorter periods during the year in Certified Institutions and under guardianship, and for other expenses connected with them, a total sum of £194,221 was expended, of which £154,396 was paid in respect of patients in Certified Institutions, £34,175 in respect of patients in private dwellings, and £5650 was for certification, transport, and other expenses. Of this expenditure £5375 was recovered from private sources. As from 16th May 1930, contributions from Treasury funds, payable in terms of Section 37 of the Mental Deficiency and Lunacy (Scotland) Act, 1913, were discontinued by the Local Government (Scotland) Act, 1929, and the Exchequer contribution towards the expenses of Local Authorities in respect of mental deficiency is now merged in the General Exchequer contributions to Local Revenues payable under that Act.

We have the honour to be,

SIR,

Your most obedient humble servants,

H. ARTHUR ROSE, *Chairman.*  
HAMILTON C. MARR.  
JAMES P. STURROCK.

J. A. W. STONE, *Secretary.*

EDINBURGH, 18th October, 1933.



B. The Numbers of Private, Pauper, and Criminal Lunatics, distinguishing between the sexes, and the different modes of disposal of Private and Pauper Lunatics.

B

1. YEARS.	2. Population of Scotland estimated at the middle of the year.	3. Total Registered Lunatics at 1st January.	4. Number of Registered Lunatics per 100,000 of Population.	5. Total Registered Pauper Lunatics at 1st January.	6. Number of Private Lunatics.						7. Number of Pauper Lunatics.						8. Number of Lunatics in Criminal Lunatic Department.†		
					In Asylums.			In Private Dwellings.			In Asylums and Lunatic Wards of Poorhouses.			In Private Dwellings.			M.	F.	T.
					M.	F.	T.	M.	F.	T.	M.	F.	T.	M.	F.	T.			
1921 . . .	4,882,288	17,665	363	14,734	1517	1320	2837	32	62	94	6300	6404	12,704	898	1132	2030	65	5	70
1922 . . .	4,907,900	17,893	366	14,965	1534	1315	2849	28	51	79	6462	6588	13,050	848	1067	1915	69	2	71
1923 . . .	4,915,500	18,122	369	15,286	1454	1299	2753	33	50	83	6736	6732	13,468	804	1014	1818	68	2	70
1924 . . .	4,869,100	18,266	372	15,379	1514	1299	2813	25	49	74	6789	6801	13,590	784	1005	1789	67	2	69
1925 . . .	4,891,300	18,276	375	15,300	1584	1310	2894	30	52	82	6742	6832	13,574	767	959	1726	67	6	73
Average of the 5 Years	...	18,044	369	15,132	1521	1308	2829	30	53	83	6606	6671	13,277	820	1035	1855	67	3	70
1926 . . .	4,903,300	18,421	377	15,445	1592	1299	2891	31	54	85	6842	6912	13,754	745	946	1691	67	4	71
1927 . . .	4,894,700	18,467	377	15,532	1564	1291	2855	28	52	80	6919	6975	13,894	723	915	1638	63	5	68
1928 . . .	4,888,700	18,589	380	15,667	1535	1315	2850	24	48	72	7047	7025	14,072	698	897	1595	64	6	70
1929 . . .	4,896,600	18,916	387	15,977	1543	1328	2871	23	45	68	7245	7178	14,423	679	875	1554	66	7	73
1930 . . .	4,879,700	18,942	387	16,012	1540	1319	2859	25	46	71	7362	7184	14,546	655	811	1466	69	7	76
Average of the 5 Years	...	18,667	382	15,727	1555	1310	2865	26	49	75	7083	7055	14,138	700	889	1589	66	6	72
1931 . . .	4,842,554	19,127	392	16,213	1521	1322	2843	22	49	71	7455	7352	14,807	633	773	1406	66	7	73
1932 . . .	4,880,000	19,366	400	16,492	1497	1307	2804	23	47	70	7623	7508	15,131	623	738	1361	60	6	66
1933 . . .	...	19,302	396	16,500	1476	1257	2733	23	46	69	7663	7519	15,182	595	723	1318	63	6	69

† The number of Lunatics is taken at the 1st January of each year. The calculations are made on the Population of the previous year—*e.g.*, the calculations for 1933 are made on the Population for 1932—the Population being that of the middle of the year, as estimated by the Registrar-General.  
\* A small number of certified lunatics, inmates of certified institutions, are not included in this Table.  
Not registered Lunatics.



APPENDIX.—TABLE II.

A. Number of Lunatics on Register at 1st January of each year. The numbers placed on, and removed from, the Register during each year. The excess or decrease of registered Lunatics.

B. The numbers of Lunatics registered each year, who had never previously been registered.

C. Average number of Lunatics on Register during each year, and the percentage of deaths among them.

YEARS.	Number of Lunatics on Register at 1st January.	Number of Lunatics placed on Register during the year.	Number of Lunatics removed from Register during the year.			Excess + or Decrease — of registered Lunatics.	Number of Lunatics registered who had never previously been registered.			Average Number of Lunatics on Register during Year.	Percentage of Deaths on Average Number of Lunatics.
			Recovered etc.	Died.	Total.		Private.	Pauper.	Total.		
1920	17,432	3921	2068	1620	3688	+ 233	646	2279	2925	17,548·5	9·2
1921	17,665	3964	1956	1780	3736	+ 228	521	2316	2837	17,779·0	10·0
1922	17,893	3940	1892	1819	3711	+ 229	545	2295	2840	18,007·5	10·1
1923	18,122	3576	1738	1694	3432	+ 144	466	2046	2512	18,194·0	9·3
1924	18,266	3176	1541	1625	3166	+ 10	433	2111	2544	18,271·0	8·9
Average of 5 Years	...	3715	1839	1707	3546	+ 169	522	2209	2731	17,960·0	9·5
1925	18,276	3131	1499	1487	2986	+ 145	433	2079	2512	18,348·5	8·1
1926	18,421	2993	1501	1446	2947	+ 46	381	2014	2395	18,444·0	7·8
1927	18,467	3107	1499	1486	2985	+ 122	393	2102	2495	18,528·0	8·0
1928	18,589	3254	1447	1480	2927	+ 327	412	2215	2627	18,752·5	7·9
1929	18,916	3111	1426	1659	3085	+ 26	452	2074	2526	18,929·0	8·8
Average of 5 Years	...	3119	1474	1512	2986	+ 133	414	2097	2511	18,600·4	8·1
1930	18,942	2999	1399	1415	2814	+ 185	383	2043	2426	19,034·5	7·4
1931	19,127	2921	1246	1436	2682	+ 239	370	2044	2414	19,246·5	7·5
1932	19,366	2730	1359	1435	2794	+ 64	353	1667	2420	19,366·0	7·5



The Numbers of Private and Pauper Lunatics resident in Royal, District, Private, and Parochial Asylums, and in Lunatic Wards of Poorhouses, on 31st December of each year from 1920 to 1932; the Numbers thereinto Admitted; the Numbers therefrom Discharged Recovered and Not Recovered; the Numbers transferred from one establishment to another; and the Numbers that Died therein in each of the said years.

YEARS.	Number Resident at 31st December.				Number Admitted during Year (including Transfers)				Number Discharged during Year.								Number Transferred during Year.				Number of Deaths during Year.			
	Private.		Pauper.		Private.		Pauper.		Recovered.				* Not Recovered.				Private.		Pauper.		Private.		Pauper.	
	M.	F.	M.	F.	M.	F.	M.	F.	Private.	M.	F.	Pauper.	M.	F.	Pauper.		M.	F.	M.	F.	M.	F.	M.	F.
1920 .	1517	1320	6300	6304	370	403	1795	1921	219	139	431	539	163	113	422	570	43	12	282	369	136	148	643	619
1921 .	1534	1315	6462	6588	308	382	1848	1834	167	138	462	543	139	110	337	423	38	12	213	254	149	136	723	687
1922 .	1454	1299	6736	6732	295	362	2060	2040	127	122	477	582	128	112	560	574	30	14	436	439	136	157	733	727
1923 .	1514	1299	6789	6801	263	349	1827	1730	107	104	518	502	94	109	484	533	27	26	345	353	121	133	653	629
1924 .	1584	1310	6742	6832	242	316	1484	1484	97	103	464	503	111	85	244	283	21	12	119	142	130	126	657	658
Average of 5 Years }	1521	1309	6606	6651	296	362	1803	1802	143	121	470	533	127	106	409	477	32	15	279	311	134	140	682	664
1925 .	1592	1299	6842	6912	225	292	1491	1433	106	95	416	535	101	73	239	273	27	9	122	103	117	126	629	554
1926 .	1564	1291	6919	6975	186	292	1382	1395	96	89	455	514	67	104	201	237	19	19	75	105	113	109	587	577
1927 .	1535	1315	7047	7025	199	295	1490	1446	75	83	483	478	76	77	239	317	18	7	104	133	114	127	603	585
1928 .	1543	1328	7245	7178	209	307	1568	1493	95	85	436	510	60	83	278	233	11	18	135	104	89	123	613	600
1929 .	1540	1319	7362	7184	202	306	1514	1448	78	80	438	531	57	89	249	246	13	18	127	139	122	168	658	643
Average of 5 Years }	1555	1310	7083	7055	204	298	1489	1443	90	86	446	514	72	85	241	261	18	14	113	117	111	131	618	592
1930 .	1521	1322	7455	7352	186	302	1456	1391	90	96	448	483	59	88	255	203	22	16	139	102	87	123	629	529
1931 .	1497	1307	7623	7508	174	278	1415	1362	67	83	385	419	63	85	245	214	12	15	131	103	88	119	597	579
1932 .	1476	1257	7663	7519	187	233	1261	1339	77	90	408	448	61	70	231	268	10	14	101	114	89	129	563	606

\* Including Patients transferred from one establishment to another.



## APPENDIX.—TABLE IV.

The Results of Treatment in different classes of Establishments for each Year from 1920 to 1932.

(a) *Royal and District Asylums.*

ROYAL AND DISTRICT ASYLUMS.	Average Number Resident.			Admissions (including Transfers).			Recoveries.			Discharges not Recovered (including Transfers).			Deaths.			Proportion of Admissions per cent. on Number Resident.			Proportion of Recoveries per cent. on Admissions.			Proportion of Deaths per cent. on Number Resident.		
	M.	F.	T.	M.	F.	T.	M.	F.	T.	M.	F.	T.	M.	F.	T.	M.	F.	T.	M.	F.	T.	M.	F.	T.
Year 1920.	7201.5	7101.0	14302.5	2071	2241	4312	629	660	1289	548	660	1208	727	729	1456	28.8	31.6	30.1	30.4	29.5	29.9	10.1	10.3	10.2
" 1921.	7376.0	7278.0	14654.0	2089	2115	4204	614	665	1279	457	498	955	836	790	1626	28.3	29.1	28.7	29.4	31.4	30.4	11.3	10.9	11.1
" 1922.	7550.5	7424.5	14975.0	2251	2215	4466	592	690	1282	666	650	1316	826	844	1670	29.8	29.8	29.8	26.3	31.2	28.7	10.9	11.4	11.2
" 1923.	7673.0	7511.0	15184.0	1973	1964	3937	602	596	1198	548	613	1161	745	713	1458	25.7	26.1	25.9	30.5	30.4	30.4	9.7	9.5	9.6
" 1924.	7729.5	7556.5	15286.0	1650	1727	3377	537	592	1129	333	345	678	745	741	1486	21.3	22.9	22.1	32.5	34.3	33.4	9.6	9.8	9.7
Average of 5 Years	7506.1	7374.2	14880.3	2007	2052	4059	595	641	1236	510	553	1063	776	763	1539	26.7	27.8	27.2	29.6	31.2	30.5	10.3	10.3	10.3
Year 1925.	7804.5	7517.0	15321.5	1651	1671	3322	508	622	1130	321	331	652	707	646	1353	21.2	22.2	21.7	30.8	37.2	34.0	9.1	8.6	8.8
" 1926.	7888.5	7675.0	15563.5	1526	1623	3149	541	589	1130	257	329	586	675	661	1336	19.3	21.1	20.2	35.5	36.3	35.9	8.6	8.6	8.6
" 1927.	7956.5	7723.0	15679.5	1615	1661	3276	544	550	1094	295	370	665	693	685	1378	20.3	21.5	20.9	33.7	33.1	33.4	8.7	8.9	8.8
" 1928.	8097.0	7844.0	15941.0	1701	1741	3442	517	579	1096	314	300	614	672	680	1352	21.0	22.2	21.6	30.4	33.1	31.8	8.3	8.7	8.5
" 1929.	8246.0	7926.5	16172.5	1640	1668	3308	505	595	1100	286	316	602	749	774	1523	19.9	21.0	20.5	30.8	35.7	33.3	9.1	9.8	9.4
Average of 5 Years	7998.5	7737.1	15735.6	1627	1673	3299	523	587	1110	295	329	624	699	689	1388	20.3	21.6	21.0	32.1	35.1	33.6	8.7	8.9	8.8
Year 1930.	8333.5	8013.0	16346.5	1569	1648	3217	522	567	1089	288	267	555	684	624	1308	18.8	20.6	19.7	33.3	34.4	33.9	8.2	7.8	8.0
" 1931.	8447.5	8175.5	16623.0	1522	1588	3110	440	491	931	278	285	563	651	677	1328	18.0	19.4	18.7	28.9	30.9	29.9	7.7	8.3	8.0
" 1932.	8530.5	8217.0	16747.5	1384	1488	2872	468	522	990	277	320	597	626	698	1324	16.2	18.1	17.1	33.8	35.1	34.5	7.3	8.5	7.9



APPENDIX.—TABLE IV.—*continued.*

The Results of Treatment in different classes of Establishments for each Year from 1920 to 1932.

(b) *Private Asylums.*

PRIVATE ASYLUMS.	Average Number Resident.			Admissions (including Transfers).			Recoveries.			Discharges not Recovered (including Transfers).			Deaths.			Proportion of Admissions per cent. on Number Resident.			Proportion of Recoveries per cent. on Admissions.			Proportion of Deaths per cent. on Number Resident.		
	M.	F.	T.	M.	F.	T.	M.	F.	T.	M.	F.	T.	M.	F.	T.	M.	F.	T.	M.	F.	T.	M.	F.	T.
Year 1920 .	24.5	31.0	55.5	9	4	13	2	3	5	3	1	4	7	...	7	36.7	12.9	23.4	22.2	75.0	38.5	28.6	...	12.6
" 1921 .	22.5	33.0	55.5	5	11	16	3	5	8	1	1	2	2	1	3	22.2	33.3	28.8	60.0	45.5	50.0	8.9	3.0	5.4
" 1922 .	20.5	35.0	55.5	3	5	8	1	1	2	...	1	1	5	3	8	14.6	14.3	14.4	33.3	20.0	25.0	24.4	8.6	14.4
" 1923 .	20.0	34.0	54.0	8	9	17	3	3	6	1	3	4	2	5	7	40.0	26.5	31.5	37.5	33.3	35.3	10.0	14.7	13.0
" 1924 .	20.5	31.5	52.0	5	3	8	1	1	2	2	2	4	3	3	6	24.4	9.5	15.4	20.0	33.3	25.0	14.6	9.5	11.5
Average of 5 Years }	21.6	32.9	54.5	6	6	12	2	3	5	1	2	3	4	2	6	27.8	18.2	22.0	33.3	50.0	41.7	18.5	6.1	11.0
Year 1925 .	18.0	28.5	46.5	...	3	3	3	1	4	...	3	3	1	2	3	...	10.5	6.5	...	33.3	133.3	5.6	7.0	6.5
" 1926 .	15.5	29.5	45.0	2	9	11	...	...	...	...	3	3	3	1	4	12.9	30.5	24.4	...	...	...	19.4	3.4	8.9
" 1927 .	14.0	31.0	45.0	1	2	3	1	...	1	2	1	3	...	3	3	7.1	6.5	6.7	100.0	...	...	...	9.7	6.7
" 1928 .	14.0	28.5	42.5	5	3	8	...	2	2	2	...	2	1	4	5	35.7	10.5	18.8	...	66.7	25.0	7.1	14.0	11.8
" 1929 .	14.0	29.5	43.5	1	9	10	...	...	...	...	...	...	3	4	7	7.1	30.5	23.0	...	...	...	21.4	13.6	16.1
Average of 5 Years }	15.1	29.4	44.5	2	5	7	1	1	1	1	1	2	2	3	4	13.2	17.0	15.7	50.0	20.0	14.3	13.2	10.2	9.0
Year 1930 .	13.5	30.5	44.0	2	6	8	1	1	2	...	5	5	...	3	3	14.8	19.7	18.2	50.0	16.7	25.0	...	9.8	6.8
" 1931 .	12.5	29.0	41.5	2	6	8	...	1	1	3	3	6	2	2	4	16.0	20.7	19.3	...	16.7	12.5	16.0	6.9	9.6
" 1932 .	10.5	28.0	38.5	2	12	14	...	1	1	...	5	5	3	8	11	19.0	42.9	36.4	...	8.3	7.1	28.6	28.6	28.6



APPENDIX.—TABLE IV.—*continued.*  
 The Results of Treatment in different classes of Establishments for each Year from 1920 to 1932.  
 (c) *Parochial Asylum.*  
 (Lunatic Wards of Poorhouse with Unrestricted Licence.)

PAROCHIAL ASYLUM.	Average Number Resident.			Admissions (including Transfers).			Recoveries.			Discharges not Recovered (including Transfers).			Deaths.			Proportion of Admissions per cent. on Number Resident.			Proportion of Recoveries per cent. on Admissions.			Proportion of Deaths per cent. on Number Resident.		
	M.	F.	T.	M.	F.	T.	M.	F.	T.	M.	F.	T.	M.	F.	T.	M.	F.	T.	M.	F.	T.	M.	F.	T.
Year 1920 .	111.5	101.0	212.5	49	38	87	13	11	24	24	9	33	21	14	35	43.9	37.6	40.9	26.5	28.9	27.6	18.8	13.9	16.5
" 1921 .	105.0	105.0	210.0	28	38	66	9	11	20	5	10	15	18	13	31	26.7	36.2	31.4	32.1	28.9	30.3	17.1	12.4	14.8
" 1922 .	111.5	104.5	216.0	44	24	68	10	7	17	4	12	16	13	10	23	39.5	23.0	31.5	22.7	29.2	25.0	11.7	9.6	10.6
" 1923 .	121.0	101.0	222.0	40	19	59	18	5	23	5	2	7	15	14	29	33.1	18.8	26.6	45.0	26.3	39.0	12.4	13.9	13.1
" 1924 .	121.5	100.0	221.5	36	23	59	21	9	30	3	3	6	13	11	24	30.0	23.0	26.6	58.3	39.1	50.8	10.7	11.0	10.8
Average of 5 Years }	114.1	102.3	216.4	39	29	68	14	9	23	8	7	15	16	12	28	34.2	28.3	31.4	35.9	31.0	33.8	14.0	11.7	12.9
Year 1925 .	121.5	102.5	224.0	24	19	43	10	7	17	2	1	3	11	6	17	19.8	18.5	19.2	41.7	36.8	39.5	9.1	5.9	7.6
" 1926 .	121.5	105.5	227.0	15	20	35	8	14	22	2	1	3	6	4	10	12.3	19.0	15.4	53.3	70.0	62.9	4.9	3.8	4.4
" 1927 .	126.0	109.0	235.0	35	27	62	12	10	22	3	4	7	10	7	17	27.8	24.8	26.4	34.3	37.0	35.5	7.9	6.4	7.2
" 1928 .	129.5	112.5	242.0	23	23	46	13	12	25	4	...	4	9	10	19	17.8	20.4	19.0	56.5	52.2	54.3	6.9	8.9	7.9
" 1929 .	133.0	114.0	247.0	32	26	58	10	16	26	3	3	6	9	5	14	24.1	22.8	23.5	31.3	61.5	44.8	6.8	4.4	5.7
Average of 5 Years }	126.3	108.7	235.0	26	23	49	11	12	22	3	2	5	9	6	15	20.6	21.2	20.9	42.3	52.2	44.9	7.1	5.5	6.4
Year 1930 .	138.0	113.0	251.0	31	16	47	12	11	23	5	1	6	14	8	22	22.5	14.2	18.7	38.7	68.8	48.9	10.1	7.1	8.8
" 1931 .	138.5	111.5	250.0	31	18	49	10	9	19	9	2	11	11	6	17	22.4	16.1	19.6	32.3	50.0	38.8	7.9	5.4	6.8
" 1932 .	139.0	113.0	252.0	28	29	57	16	15	31	3	2	5	9	10	19	20.1	25.7	22.6	57.1	51.7	54.4	6.5	8.8	7.5



APPENDIX.—TABLE IV.—*continued.*

The Results of Treatment in different classes of Establishments for each Year from 1920 to 1932.

(d) *Lunatic Wards of Poorhouses with Restricted Licences.*

LUNATIC WARDS OF POORHOUSES.	Average Number Resident.			Admissions (including Transfers).			Recoveries.			Discharges not Recovered (including Transfers).			Deaths.			Proportion of Admissions per cent. on Number Resident.			Proportion of Recoveries per cent. on Admissions.			Proportion of Deaths per cent. on Number Resident.		
	M.	F.	T.	M.	F.	T.	M.	F.	T.	M.	F.	T.	M.	F.	T.	M.	F.	T.	M.	F.	T.	M.	F.	T.
Year 1920 .	404.0	393.0	797.0	36	41	77	6	4	10	10	13	23	24	24	48	8.9	10.4	9.7	16.7	9.8	13.0	5.9	6.1	6.0
" 1921 .	403.0	397.5	800.5	34	53	87	3	2	5	13	23	36	16	19	35	8.4	13.3	10.9	8.8	3.8	5.7	4.0	4.8	4.4
" 1922 .	410.5	403.0	813.5	57	58	115	1	6	7	18	23	41	25	27	52	13.6	14.4	14.1	1.8	10.3	6.1	6.1	6.7	6.4
" 1923 .	432.5	419.5	852.0	69	87	156	2	2	4	24	24	48	12	30	42	16.0	20.7	18.3	2.9	2.3	2.6	2.8	7.2	4.9
" 1924 .	443.0	433.0	876.0	35	47	82	2	4	6	17	18	35	26	29	55	7.9	10.9	9.4	5.7	8.5	7.3	5.9	6.7	6.3
Average of 5 Years }	418.6	409.2	827.8	46	57	103	3	3	6	17	20	37	21	26	47	11.0	13.9	12.4	6.5	5.3	5.8	5.0	6.4	5.7
Year 1925 .	437.0	428.5	865.5	41	32	73	1	...	1	17	11	28	27	26	53	9.4	7.5	8.4	2.4	...	1.4	6.2	6.1	6.1
" 1926 .	433.0	428.5	861.5	25	33	58	2	...	2	9	8	17	16	20	36	5.8	7.7	6.7	8.0	...	3.4	3.7	4.7	4.2
" 1927 .	436.0	438.0	874.0	38	51	89	1	1	2	15	19	34	14	17	31	8.7	11.6	10.2	2.6	2.0	2.2	3.2	3.9	3.5
" 1928 .	444.5	438.0	882.5	48	33	81	1	2	3	18	16	34	20	29	49	10.8	7.5	9.2	2.1	6.1	3.7	4.5	6.6	5.6
" 1929 .	452.0	434.5	886.5	43	51	94	1	...	1	17	16	33	19	28	47	9.5	11.7	10.6	2.3	...	1.1	4.2	6.4	5.3
Average of 5 Years }	440.5	433.5	874.0	39	40	79	1	1	2	15	14	29	19	24	43	8.9	9.2	9.0	2.6	2.5	2.5	4.3	5.5	4.9
Year 1930 .	454.0	432.0	886.0	40	23	63	3	...	3	21	18	39	18	17	35	8.8	5.3	7.1	7.5	...	4.8	4.0	3.9	4.0
" 1931 .	449.5	428.5	878.0	34	28	62	2	1	3	18	9	27	21	13	34	7.6	6.5	7.1	5.9	3.6	4.8	4.7	3.0	3.9
" 1932 .	449.5	437.5	887.0	34	43	77	1	...	1	12	11	23	14	19	33	7.6	9.8	8.7	2.9	...	1.3	3.1	4.3	3.7



APPENDIX.—TABLE IV.—continued.  
(e) The Statistics of Pauper Lunatics in Private Dwellings for each Year from 1920 to 1932.

YEARS.	Admitted to Roll of Patients in Private Dwellings.						Ceased to be Patients in Private Dwellings.						On Roll at 31st December of each year.			Percentage of Recoveries on Admissions.			Percentage of Deaths on the Numbers at 31st December of each year.		
	Intimated by Inspectors of Poor.			Transferred from Asylums.			Total.			Recovered.			Removed from Roll by Friends.			Transferred to Asylum.			Died.		
	M.	F.	T.	M.	F.	T.	M.	F.	T.	M.	F.	T.	M.	F.	T.	M.	F.	T.	M.	F.	T.
During 1920	15	29	44	34	54	88	49	83	132	5	11	16	11	13	24	44	88	132	27	41	68
" 1921	16	19	35	22	47	66	38	66	104	4	8	12	9	9	18	50	67	117	25	47	72
" 1922	11	21	32	23	33	54	34	54	88	2	5	7	7	6	13	45	58	103	24	38	62
" 1923	21	12	33	46	74	86	67	86	153	9	5	14	11	5	16	48	41	89	19	44	63
" 1924	11	19	30	36	41	60	47	60	107	6	5	11	5	9	14	36	55	91	17	37	54
Average of 5 Years	15	20	32	32	50	70	47	70	117	5	7	12	9	8	17	44	62	106	23	41	64
During 1925	13	20	33	36	57	77	49	77	126	5	3	8	7	8	15	34	47	81	25	32	57
" 1926	13	18	31	22	41	59	35	59	94	4	5	9	3	10	13	30	39	69	20	36	56
" 1927	5	6	11	38	47	53	43	53	96	1	6	7	8	3	11	37	29	66	22	33	55
" 1928	12	15	27	26	49	64	38	64	102	3	3	6	3	4	7	35	46	81	16	33	49
" 1929	6	7	13	34	26	33	40	33	73	2	5	7	5	5	10	31	47	78	26	40	66
Average of 5 Years	10	13	31	31	44	57	41	57	98	3	4	7	5	6	11	33	42	75	22	35	57
During 1930	6	6	12	29	30	36	35	36	71	5	4	9	4	3	7	30	41	71	18	26	44
" 1931	3	4	7	35	34	38	38	38	76	5	10	15	1	3	4	27	28	55	15	32	47
" 1932	3	4	7	19	46	50	22	50	72	2	5	7	1	3	4	30	28	58	17	29	46
Average of 5 Years	3	4	7	19	46	50	22	50	72	2	5	7	1	3	4	30	28	58	17	29	46



APPENDIX.—TABLE V.

The number of Private and Pauper Lunatics and the number of Private and Rate-aided Voluntary Boards of each Sex in each Royal and District Asylum, Private Asylum, Parochial Asylum, and Licensed Poorhouse in Scotland on 1st January 1933, and the accommodation in these establishments.

ASYLUM.	Where Situated.	Name of Superintendent.	Number of Certified Patients.										Number of Voluntary Boarders.						Total No. Patients.	Number of Beds for Patients.					
			Private.					Pauper.					Total.		Private.			Rate-Aided.					Total		
			M.		F.	T.	M.		F.	T.	M.		F.	T.	M.	F.	T.	M.					F.	T.	
			M.	F.	T.	M.	F.	T.	M.	F.	T.	M.	F.	T.	M.	F.	T.	M.					F.	T.	
Aberdeen Royal.	Aberdeen	Dr. R. Dods Brown.	135	183	318	268	283	551	403	466	869	13	20	33	1	1	35	904	455	542	997				
Crichton Royal Institution.	Dumfries.	Dr. C. C. Easterbrook	160	201	361	175	177	352	335	378	713	127	143	270	1	3	274	987	563	724	1,287				
Dundee Royal	Dundee	Miss M. E. Whyte	14	27	41	...	...	...	14	27	41	4	6	10	...	...	10	51	25	45	70				
Royal Edinburgh Hospital for Mental Disorders	Edinburgh	Dr. D. K. Henderson	215	257	472	85	78	163	300	335	635	78	92	175	11	6	187	822	408	464	872				
Glasgow Royal.	Glasgow	Dr. A. MacNiven	174	199	373	3	6	9	177	205	382	47	96	...	...	...	143	525	237	314	551				
Montrose Royal	Montrose.	Dr. C. J. Shaw	104	88	192	270	285	555	374	373	747	31	21	1	2	55	802	414	403	817					
Murray's Royal.	Perth	Dr. W. D. Chambers	56	69	125	...	...	...	56	69	125	24	38	...	...	...	62	187	135	130	265				
Aberdeen District	Kingsseat, New Machar	Dr. J. S. Annandale	31	...	31	324	314	638	355	314	669	...	...	...	11	15	26	695	400	400	800				
Argyll District	Lochgilphead	Dr. D. Ross	22	19	41	259	261	520	281	280	561	4	...	2	5	11	572	290	285	575					
Ayr District	Ayr	Dr. G. D. M' Rae	38	28	66	321	285	606	359	313	672	2	5	2	1	10	682	363	321	684					
Banff District	Lady'sbridge	Dr. G. M. Bell	7	2	9	105	87	192	112	89	201	...	...	1	1	2	203	125	100	225					
Dundee District.	Dundee	Dr. W. T. Mackenzie	24	...	24	266	280	546	290	280	570	...	...	...	...	...	570	290	299	589					
East Lothian District.	Haddington	Miss Jean Sinclair	10	8	18	100	122	222	110	130	240	...	...	2	...	3	243	117	146	263					
Edinburgh District	Bangour, W. Lothian	Dr. W. M'Alister	12	5	17	431	466	897	443	471	914	2	1	36	36	75	989	506	529	1,035					
Fife District	Cupar, Fife	Dr. W. Boyd	39	18	57	393	447	840	432	465	897	...	...	2	11	14	924	453	495	948					
Glasgow District	Gartloch, Gartcosh	Dr. A. M. Dryden	31	...	31	406	395	801	437	395	832	...	...	...	...	...	832	474	395	869					
Glasgow District	Woodilee, Lenzie	Dr. H. Carre	41	...	41	642	547	1,189	683	547	1,230	...	...	...	...	...	1,230	894	627	1,321					
Govan District.	Crookston, Cardonald, Glasgow.	Dr. J. H. MacDonald	50	...	55	452	393	845	502	398	900	1	...	...	...	...	901	503	398	901					
Inverness District	Inverness	Dr. W. M'William	36	...	36	367	368	735	403	368	771	...	...	...	...	...	771	419	371	790					
Kirklands	Bothwell.	Dr. W. M. Buchanan	15	...	15	121	113	234	135	113	249	...	...	...	...	...	250	153	118	271					
Lanark District	Hartwood	Dr. N. T. Kerr	65	40	105	672	587	1,259	737	627	1,364	12	8	13	15	48	1,412	764	683	1,447					
Midlothian District	Rosewell	Dr. J. H. C. Orr	27	6	33	155	180	335	182	186	368	...	1	5	5	11	379	196	193	389					
Moray (or Elgin) District	Elgin	Miss A. A. Kinloch	11	8	19	57	95	152	68	103	171	...	...	...	...	...	171	78	116	194					
Paisley District.	Riccarton, Paisley.	Dr. Mary Knight	30	25	55	148	119	267	178	144	322	...	3	9	3	15	337	200	151	351					
Perth District	Murthly	Dr. L. C. Bruce	16	5	21	192	224	416	208	229	437	...	...	...	...	...	437	212	245	457					
Renfrew District	Dykebar, Paisley	Dr. R. D. Hotchkis	15	...	15	181	195	376	196	195	391	1	...	2	1	4	395	198	198	396					
Roxburgh District	Melrose	Dr. P. Steele	25	22	47	153	204	357	178	226	404	1	4	2	2	9	413	217	229	446					
Stirling District.	Larbert	Dr. R. B. Campbell	57	15	72	531	450	981	588	465	1,053	2	2	5	10	19	1,072	596	489	1,085					
Totals in Royal and District Asylums			1460	1230	2690	7077	6961	14,038	8537	8191	16,728	349	444	113	122	1028	17,756	9485	9410	18,895					



APPENDIX.—TABLE V.—*continued.*

The number of Private and Pauper Lunatics and the number of Private and Rate-aided Voluntary Boarders of each Sex in each Royal and District Asylum, Private Asylum, Parochial Asylum, and Licensed Poorhouse in Scotland on 1st January 1933, and the accommodation in these establishments.

ASYLUM.	Where Situated.	Name of Superintendent.	Number of Certified Patients.									Number of Voluntary Boarders.						Total No. of Patients.	Number of Beds for Patients.		
			Private.			Pauper.			Total.			Private.		Rate-Aided.		Total					
			M.	F.	T.	M.	F.	T.	M.	F.	T.	M.	F.	M.	F.		T.				
New Saughton Hall Private.	Polton	Brought forward	1460	1230	2690	7077	6961	14,038	8537	8191	16,728	349	444	113	122	1028	17,756	9,485	9,410	18,895	
St. Andrews Private	Hawick	Dr. W. M'C. Harrowes	10	21	31	...	...	...	10	21	31	11	11	...	...	22	53	26	42	68	
Totals in Private Asylums		Sister Mary Agnes	...	6	6	...	...	...	...	6	6	...	6	...	...	6	12	...	18	18	
Greenock Parochial (Lunatic Wards with Unrestricted Licence).	Greenock	Mr. G. Gibson	10	27	37	...	...	...	10	27	37	11	17	...	...	28	65	26	60	86	
			6	...	6	133	114	247	139	114	253	...	...	...	...	...	253	139	114	253	
Buchan Poorhouse	New Maud	Mr. H. MacPhail	...	...	...	26	25	51	26	25	51	...	...	...	...	...	...	26	26	52	
Cuninghame Poorhouse	Irvine	Mr. A. M. Gillespie	...	...	...	45	38	83	45	38	83	...	...	...	...	...	...	49	50	99	
Dumfries Poorhouse	Dumfries	Mr. J. A. Logan	...	...	...	30	28	58	30	28	58	...	...	...	...	...	...	30	30	60	
Dundee (East) Poorhouse	Dundee	Mr. C. Gow	...	...	...	50	49	99	50	49	99	...	...	...	...	...	...	50	50	100	
Govan Poorhouse	Glasgow	Dr. W. J. Richard	...	...	...	100	110	210	100	110	210	...	...	...	...	...	210	160	229	389	
Inveresk Poorhouse	Musselburgh	Mr. J. Thom	...	...	...	16	16	32	16	16	32	...	...	...	...	...	...	16	16	32	
Kilncardine Poorhouse	Stonehaven	Mr. J. Hall	...	...	...	16	20	36	16	20	36	...	...	...	...	...	...	21	21	42	
Lewis Poorhouse	Stornoway	Mr. R. K. Drummond	...	...	...	16	13	29	16	13	29	...	...	...	...	...	...	19	16	35	
Linlithgow Poorhouse	Linlithgow	Mr. D. R. Beattie	...	...	...	18	15	33	18	15	33	...	...	...	...	...	...	33	18	36	
Long Island Poorhouse	Lochnaddy	Mr. A. Macdonald	...	...	...	24	13	37	24	13	37	...	...	...	...	...	...	26	15	41	
Old Monkland Poorhouse	Coatbridge	Mr. J. M. Bayne	...	...	...	24	25	49	24	25	49	...	...	...	...	...	...	25	25	50	
Paisley Poorhouse	Paisley	Mr. H. Black	...	...	...	47	56	103	47	56	103	...	...	...	...	...	...	54	66	120	
Perth Poorhouse	Perth	Mr. J. R. Hutcheon	...	...	...	20	20	40	20	20	40	...	...	...	...	...	...	20	20	40	
Wigtown Poorhouse	Stranraer	Mr. J. B. Ormiston	...	...	...	21	16	37	21	16	37	...	...	...	...	...	...	21	16	37	
Totals in Poorhouses with Restricted Licences			...	...	...	453	444	897	453	444	897	...	...	...	...	...	897	535	598	1,133	
GENERAL TOTALS			1476	1257	2733	7663	7519	15,182	9139	8776	17,915	360	461	113	122	1056	18,971	10,185	10,182	20,367	



## APPENDIX.—TABLE VI.

The Number of Pauper Lunatics chargeable to each Lunacy District who were resident in Establishments or in Private Dwellings respectively, on 1st January of each Year from 1921 to 1933.

(Inmates of Schools for Imbeciles are not included in this Table.)

LUNACY DISTRICTS AND POPULATIONS FOR 1931.	SCOTLAND.		ABERDEEN COUNTY.		ABERDEEN CITY.		ANGUS COUNTY.		ARBRATH BURGH.		KIN- CARDINE COUNTY.		ARGYLL COUNTY.		AYR COUNTY.		AYR BURGH.		KIL- MARNOCK BURGH.		BANFF COUNTY.	
	Estab- lish- ments.	Private Dwellings.	Estab.	Priv.	Estab.	Priv.	Estab.	Priv.	Estab.	Priv.	Estab.	Priv.	Estab.	Priv.	Estab.	Priv.	Estab.	Priv.	Estab.	Priv.	Estab.	Priv.
Year 1921 . . . . .	12,704	2030	546	62	500	42	384	45	315	47	563	44	307	41	578	38	178	44	195	39	178	44
" 1922 . . . . .	13,050	1915	534	62	514	42	386	43	307	41	578	38	319	39	586	37	191	39	191	39	191	39
" 1923 . . . . .	13,468	1818	537	56	550	40	369	39	317	37	613	34	317	37	613	34	190	35	190	35	190	35
" 1924 . . . . .	13,590	1789	561	56	569	38	395	34	317	37	613	34	317	37	613	34	190	35	190	35	190	35
" 1925 . . . . .	13,574	1726	572	51	574	37	397	34	318	35	632	35	318	35	632	35	194	35	194	35	194	35
Absolute Annual Average of five years . . . . .	13,277.2	1855.6	550.0	57.4	541.4	39.8	386.2	39.0	315.2	39.8	594.4	37.6	315.2	39.8	594.4	37.6	189.6	38.4	189.6	38.4	189.6	38.4
Annual Average per 100,000 of Population (calculated on the Population of 1921)	272	38	359	37	341	25	290	29	410	52	199	13	410	52	199	13	331	67	331	67	331	67
Year 1926 . . . . .	13,754	1691	581	47	579	38	395	33	309	35	599	33	309	35	599	33	194	34	194	34	194	34
" 1927 . . . . .	13,894	1638	573	46	595	37	378	30	307	33	599	33	307	33	599	33	203	32	203	32	203	32
" 1928 . . . . .	14,072	1595	558	45	610	38	393	29	302	30	617	31	302	30	617	31	197	32	197	32	197	32
" 1929 . . . . .	14,423	1554	557	44	633	37	398	30	320	28	620	30	320	28	620	30	207	25	207	25	207	25
" 1930 . . . . .	14,546	1466	550	44	652	35	391	28	306	28	617	29	306	28	617	29	199	24	199	24	199	24
Absolute Annual Average of five years . . . . .	14,137.8	1588.8	563.8	45.2	613.8	37.0	391.0	30.0	308.8	30.8	610.4	31.2	308.8	30.8	610.4	31.2	200.0	29.4	200.0	29.4	200.0	29.4
Annual Average per 100,000 of Population (calculated on the Populations of 1921)	290	32	368	29	386	23	294	23	402	40	204	10	402	40	204	10	349	51	349	51	349	51
Year 1931 . . . . .	14,807	1406	586	42	644	33	223	15	69	6	91	5	299	29	96	2	192	23	192	23	192	23
" 1932 . . . . .	15,131	1361	600	37	670	31	228	13	69	5	97	5	314	25	94	2	195	23	195	23	195	23
" 1933 . . . . .	15,182	1318	608	43	633	31	218	13	67	5	94	4	309	24	104	2	195	21	195	21	195	21

NOTE.—All the figures in this Table for the years 1921-30 are in respect of the Lunacy Districts which existed up to 15th May 1930. For 1931, and subsequent years the figures are shown in respect of each of the Counties and large Burghs which, under the Local Government (Scotland) Act, 1929, became the administrative areas for Lunacy and Mental Deficiency. The grouping in the Table has been retained as nearly as possible in accordance with the old arrangement, for the purpose of comparison, but in certain cases the former Lunacy District was not exactly coterminous with the new area.



APPENDIX.—TABLE VI.—*continued.*

The Number of Pauper Lunatics chargeable to each Lunacy District, who were resident in Establishments or in Private Dwellings respectively, on 1st January of each Year from 1921 to 1933.

(Inmates of Schools for Imbeciles are not included in this Table.)

LUNACY DISTRICTS AND POPULATIONS FOR 1931.	BUTE COUNTY. 18,822		CAITHNESS COUNTY. 25,656		DUMFRIES COUNTY. 58,265		DUMFRIES BURGH. 22,795		KIRKCUDBRIGHT COUNTY. 30,341		WIGTOWN COUNTY. 29,299		DUNDEE BURGH. 175,583		EAST LOTHIAN COUNTY. 47,369		EDINBURGH BURGH. 438,998		FIFE COUNTY. 197,433		DUN- FERMLINE BURGH. 34,954		KIRKCALDY BURGH. 43,874		
	Estab.	Priv. Dwelling.	Estab.	Priv. Dwelling.	Estab.	Priv. Dwelling.	Estab.	Priv. Dwelling.	Estab.	Priv. Dwelling.	Estab.	Priv. Dwelling.	Estab.	Priv. Dwelling.	Estab.	Priv. Dwelling.	Estab.	Priv. Dwelling.	Estab.	Priv. Dwelling.	Estab.	Priv. Dwelling.	Estab.	Priv. Dwelling.	
Places in which the Patients were resident.																									
Year 1921 . . . . .	51	11	84	42	344	39	357	40	344	39	357	40	541	55	133	14	1107	206	554	83	554	83	1107	206	
" 1922 . . . . .	51	10	86	40	357	40	361	36	357	40	361	36	560	53	138	13	1153	193	562	76	562	76	1153	193	
" 1923 . . . . .	50	9	90	39	361	36	363	38	361	36	363	38	600	51	142	13	1182	186	589	81	589	81	1182	186	
" 1924 . . . . .	58	7	92	38	363	38	359	38	363	38	359	38	612	49	130	13	1137	219	577	76	577	76	1137	219	
" 1925 . . . . .	54	7	87	35	359	38							602	47	129	11	1122	204	598	75	598	75	1122	204	
Absolute Annual Average of five years . . . . .	52.8	8.8	87.8	38.8	356.8	38.2							583.0	51.0	134.4	12.8	1140.2	201.6	576.0	78.2	576.0	78.2			
Annual Average per 100,000 of Population (calculated on the Population of 1921).	157	26	310	137	249	27							346	30	283	27	271	48	191	26	191	26			
Year 1926 . . . . .	54	6	87	34	370	37	358	36	370	37	358	36	598	41	135	11	1128	201	609	72	609	72	1128	201	
" 1927 . . . . .	60	5	87	31	361	37	361	37	361	37	361	37	615	39	144	9	1118	196	616	68	616	68	1118	196	
" 1928 . . . . .	57	5	86	30	374	34	374	34	374	34	374	34	607	41	139	9	1070	212	662	63	662	63	1070	212	
" 1929 . . . . .	57	5	89	30	374	34	374	34	374	34	374	34	614	46	142	8	1079	221	684	61	684	61	1079	221	
" 1930 . . . . .	51	5	86	27	374	31							630	43	133	7	1094	210	729	61	729	61	1094	210	
Absolute Annual Average of five years . . . . .	55.8	5.2	87.0	30.4	367.4	35.0							612.8	42.0	138.6	8.8	1097.8	208.0	660.0	65.0	660.0	65.0			
Annual Average per 100,000 of Population (calculated on the Population of 1921).	166	15	308	107	256	24							364	25	292	19	261	49	219	22	219	22			
Year 1931 . . . . .	52	4	82	27	137	8	54	4	93	9	85	11	618	42	130	6	1132	195	505	37	505	37	1132	195	
" 1932 . . . . .	55	3	89	26	144	10	57	4	96	8	86	10	632	37	136	7	1131	192	546	34	546	34	1131	192	
" 1933 . . . . .	57	3	92	26	144	8	50	3	93	6	90	10	640	39	135	6	1068	175	562	32	562	32	1068	175	
Absolute Annual Average of five years . . . . .	55.8	5.2	87.0	30.4	367.4	35.0							612.8	42.0	138.6	8.8	1097.8	208.0	660.0	65.0	660.0	65.0			
Annual Average per 100,000 of Population (calculated on the Population of 1921).	166	15	308	107	256	24							364	25	292	19	261	49	219	22	219	22			
Year 1931 . . . . .	52	4	82	27	137	8	54	4	93	9	85	11	618	42	130	6	1132	195	505	37	505	37	1132	195	
" 1932 . . . . .	55	3	89	26	144	10	57	4	96	8	86	10	632	37	136	7	1131	192	546	34	546	34	1131	192	
" 1933 . . . . .	57	3	92	26	144	8	50	3	93	6	90	10	640	39	135	6	1068	175	562	32	562	32	1068	175	
Absolute Annual Average of five years . . . . .	55.8	5.2	87.0	30.4	367.4	35.0							612.8	42.0	138.6	8.8	1097.8	208.0	660.0	65.0	660.0	65.0			
Annual Average per 100,000 of Population (calculated on the Population of 1921).	166	15	308	107	256	24							364	25	292	19	261	49	219	22	219	22			
Year 1931 . . . . .	52	4	82	27	137	8	54	4	93	9	85	11	618	42	130	6	1132	195	505	37	505	37	1132	195	
" 1932 . . . . .	55	3	89	26	144	10	57	4	96	8	86	10	632	37	136	7	1131	192	546	34	546	34	1131	192	
" 1933 . . . . .	57	3	92	26	144	8	50	3	93	6	90	10	640	39	135	6	1068	175	562	32	562	32	1068	175	
Absolute Annual Average of five years . . . . .	55.8	5.2	87.0	30.4	367.4	35.0							612.8	42.0	138.6	8.8	1097.8	208.0	660.0	65.0	660.0	65.0			
Annual Average per 100,000 of Population (calculated on the Population of 1921).	166	15	308	107	256	24							364	25	292	19	261	49	219	22	219	22			
Year 1931 . . . . .	52	4	82	27	137	8	54	4	93	9	85	11	618	42	130	6	1132	195	505	37	505	37	1132	195	
" 1932 . . . . .	55	3	89	26	144	10	57	4	96	8	86	10	632	37	136	7	1131	192	546	34	546	34	1131	192	
" 1933 . . . . .	57	3	92	26	144	8	50	3	93	6	90	10	640	39	135	6	1068	175	562	32	562	32	1068	175	
Absolute Annual Average of five years . . . . .	55.8	5.2	87.0	30.4	367.4	35.0							612.8	42.0	138.6	8.8	1097.8	208.0	660.0	65.0	660.0	65.0			
Annual Average per 100,000 of Population (calculated on the Population of 1921).	166	15	308	107	256	24							364	25	292	19	261	49	219	22	219	22			
Year 1931 . . . . .	52	4	82	27	137	8	54	4	93	9	85	11	618	42	130	6	1132	195	505	37	505	37	1132	195	
" 1932 . . . . .	55	3	89	26	144	10	57	4	96	8	86	10	632	37	136	7	1131	192	546	34	546	34	1131	192	
" 1933 . . . . .	57	3	92	26	144	8	50	3	93	6	90	10	640	39	135	6	1068	175	562	32	562	32	1068	175	
Absolute Annual Average of five years . . . . .	55.8	5.2	87.0	30.4	367.4	35.0							612.8	42.0	138.6	8.8	1097.8	208.0	660.0	65.0	660.0	65.0			
Annual Average per 100,000 of Population (calculated on the Population of 1921).	166	15	308	107	256	24							364	25	292	19	261	49	219	22	219	22			
Year 1931 . . . . .	52	4	82	27	137	8	54	4	93	9	85	11	618	42	130	6	1132	195	505	37	505	37	1132	195	
" 1932 . . . . .	55	3	89	26	144	10	57	4	96	8	86	10	632	37	136	7	1131	192	546	34	546	34	1131	192	
" 1933 . . . . .	57	3	92	26	144	8	50	3	93	6	90	10	640	39	135	6	1068	175	562	32	562	32	1068	175	
Absolute Annual Average of five years . . . . .	55.8	5.2	87.0	30.4	367.4	35.0							612.8	42.0	138.6	8.8	1097.8	208.0	660.0	65.0	660.0	65.0			
Annual Average per 100,000 of Population (calculated on the Population of 1921).	166	15	308	107	256	24							364	25	292	19	261	49	219	22	219	22			
Year 1931 . . . . .	52	4	82	27	137	8	54	4	93	9	85	11	618	42	130	6	1132	195	505	37	505	37	1132	195	
" 1932 . . . . .	55	3	89	26	144	10	57	4	96	8	86	10	632	37	136	7	1131	192	546	34	546	34	1131	192	
" 1933 . . . . .	57	3	92	26	144	8	50	3	93	6	90	10	640	39	135	6	1068	175	562	32	562	32	1068	175	
Absolute Annual Average of five years . . . . .	55.8	5.2	87.0	30.4	367.4	35.0							612.8	42.0	138.6	8.8	1097.8	208.0	660.0	65.0	660.0	65.0			
Annual Average per 100,000 of Population (calculated on the Population of 1921).	166	15	308	107	256	24							364	25	292	19	261	49	219	22	219	22			
Year 1931 . . . . .	52	4	82	27	137	8	54	4	93	9	85	11	618	42	130	6	1132	195	505	37	505	37	1132	195	
" 1932 . . . . .	55	3	89	26	144	10	57	4	96	8	86	10	632	37	136	7	1131	192	546	34	546	34	1131	192	
" 1933 . . . . .	57	3	92	26	144	8	50	3	93	6</															



## APPENDIX.—TABLE VI.—continued.

The Number of Pauper Lunatics chargeable to each Lunacy District, who were resident in Establishments or in Private Dwellings respectively, on 1st January of each Year from 1921 to 1933.

(Inmates of Schools for Imbeciles are not included in this Table.)

LUNACY DISTRICTS AND POPULATIONS FOR 1931.	GLASGOW BURGH.		INVERNESS COUNTY.		INVERNESS BURGH.		ROSS COUNTY.		SUTHER- LAND COUNTY.		LANARK COUNTY.		AIRDRIE BURGH.		COAT- BRIDGE BURGH.		HAMILTON BURGH.		MOTHER- WELL AND WISHAW BURGH.		RUTHER- GLEN BURGH.	
	Estab.	Priv. Dwel.	Estab.	Priv. Dwel.	Estab.	Priv. Dwel.	Estab.	Priv. Dwel.	Estab.	Priv. Dwel.	Estab.	Priv. Dwel.	Estab.	Priv. Dwel.	Estab.	Priv. Dwel.	Estab.	Priv. Dwel.	Estab.	Priv. Dwel.	Estab.	Priv. Dwel.
Year 1921 . . . . .	3001	498	699	358	700	347	703	327	703	327	703	327	703	327	703	327	703	327	703	327	703	327
" 1922 . . . . .	3126	465	700	347	700	347	703	327	703	327	703	327	703	327	703	327	703	327	703	327	703	327
" 1923 . . . . .	3272	430	703	327	703	327	703	327	703	327	703	327	703	327	703	327	703	327	703	327	703	327
" 1924 . . . . .	3248	424	721	307	721	307	721	307	721	307	721	307	721	307	721	307	721	307	721	307	721	307
" 1925 . . . . .	3165	404	737	306	737	306	737	306	737	306	737	306	737	306	737	306	737	306	737	306	737	306
Absolute Annual Average of five years . . . . .	3162.4	444.2	712.0	329.0	712.0	329.0	712.0	329.0	712.0	329.0	712.0	329.0	712.0	329.0	712.0	329.0	712.0	329.0	712.0	329.0	712.0	329.0
Annual Average per 100,000 of Population (calculated on the Populations of 1921)	301	42	396	183	396	183	396	183	396	183	396	183	396	183	396	183	396	183	396	183	396	183
Year 1926 . . . . .	3243	396	758	308	771	296	777	285	777	285	777	285	777	285	777	285	777	285	777	285	777	285
" 1927 . . . . .	3279	400	771	296	771	296	777	285	777	285	777	285	777	285	777	285	777	285	777	285	777	285
" 1928 . . . . .	3354	380	777	285	777	285	777	285	777	285	777	285	777	285	777	285	777	285	777	285	777	285
" 1929 . . . . .	3464	354	796	279	796	279	796	279	796	279	796	279	796	279	796	279	796	279	796	279	796	279
" 1930 . . . . .	3497	324	805	263	805	263	805	263	805	263	805	263	805	263	805	263	805	263	805	263	805	263
Absolute Annual Average of five years . . . . .	3367.4	370.8	781.4	286.2	781.4	286.2	781.4	286.2	781.4	286.2	781.4	286.2	781.4	286.2	781.4	286.2	781.4	286.2	781.4	286.2	781.4	286.2
Annual Average per 100,000 of Population (calculated on the Populations of 1921)	321	35	434	159	434	159	434	159	434	159	434	159	434	159	434	159	434	159	434	159	434	159
Year 1931 . . . . .	3753	315	927	23	927	23	927	23	927	23	927	23	927	23	927	23	927	23	927	23	927	23
" 1932 . . . . .	3780	311	927	26	927	26	927	26	927	26	927	26	927	26	927	26	927	26	927	26	927	26
" 1933 . . . . .	3805	307	927	24	927	24	927	24	927	24	927	24	927	24	927	24	927	24	927	24	927	24

See footnote on page 11.

† The figures for the years 1921-30 include the County of Nairn which, for Lunacy purposes, is now a Joint County with Morayshire (Q.V.).



APPENDIX.—TABLE VI.—*continued.*

The Number of Pauper Lunatics chargeable to each Lunacy District, who were resident in Establishments or in Private Dwellings respectively, on 1st January of each Year from 1921 to 1933.

(Inmates of Schools for Imbeciles are not included in this Table.)

LUNACY DISTRICTS AND POPULATIONS FOR 1931.	MID- LOTHIAN COUNTY.		PEEBLES COUNTY.		MORAY & NAIRN COUNTY.		ORKNEY COUNTY.		PAISLEY, BURGH.		PERTH & KINROSS COUNTY.		PERTH BURGH.		RENFREW COUNTY.		GREENOCK BURGH.		PORT- GLASGOW BURGH.	
	Estab.	Priv. Dwelling.	Estab.	Priv. Dwelling.	Estab.	Priv. Dwelling.	Estab.	Priv. Dwelling.	Estab.	Priv. Dwelling.	Estab.	Priv. Dwelling.	Estab.	Priv. Dwelling.	Estab.	Priv. Dwelling.	Estab.	Priv. Dwelling.	Estab.	Priv. Dwelling.
Year 1921 . . . . .	256	26	256	26	120	40	71	23	244	25	353	43	340	34	486	45	511	43	561	40
" 1922 . . . . .	251	25	119	34	119	34	73	22	275	24	340	34	350	27	548	42	561	40	560	35
" 1923 . . . . .	272	24	121	33	121	33	70	21	274	27	362	22	350	22	560	35	560	35	560	35
" 1924 . . . . .	294	26	123	33	123	33	70	20	272	28	350	21	350	21	560	35	560	35	560	35
" 1925 . . . . .	284	28	131	34	131	34	76	20	272	24	350	21	350	21	560	35	560	35	560	35
Absolute Annual Average of five years . . . . .	271.4	25.8	122.8	34.8	122.8	34.8	72.0	21.2	267.4	25.6	351.0	29.4	351.0	29.4	533.2	41.0	533.2	41.0	533.2	41.0
Annual Average per 100,000 of Population (calculated on the Populations of 1921)	270	26	295	84	295	84	290	88	241	23	279	23	279	23	206	16	206	16	206	16
Year 1926 . . . . .	281	27	133	34	133	34	77	19	276	26	358	21	366	19	571	37	589	38	598	33
" 1927 . . . . .	290	27	137	32	137	32	73	16	283	22	376	19	376	19	598	33	604	35	619	33
" 1928 . . . . .	263	26	139	32	139	32	73	15	296	21	409	19	409	19	604	35	619	33	619	33
" 1929 . . . . .	264	27	149	31	149	31	77	15	290	22	403	16	403	16	619	33	619	33	619	33
" 1930 . . . . .	272	27	143	32	143	32	73	14	285	20	382.4	18.8	382.4	18.8	596.2	35.2	596.2	35.2	596.2	35.2
Absolute Annual Average of five years . . . . .	268.0	26.8	140.2	32.2	140.2	32.2	74.6	15.8	286.0	22.2	305	15	305	15	230	14	230	14	230	14
Annual Average per 100,000 of Population (calculated on the Populations of 1921)	266	27	337	77	337	77	309	66	253	20	346	15	346	15	219	9	219	9	219	9
Year 1931 . . . . .	223	47	183*	37	183*	37	69	13	227	20	346	15	346	15	219	9	219	9	219	9
" 1932 . . . . .	223	47	184	35	184	35	77	13	231	16	356	14	356	14	233	9	233	9	233	9
" 1933 . . . . .	229	45	193	33	193	33	81	13	228	16	355	14	355	14	235	9	235	9	235	9

See footnote on page 11



## APPENDIX.—TABLE VI.—continued.

The Number of Pauper Lunatics chargeable to each Lunacy District, who were resident in Establishments or in Private Dwellings respectively, on 1st January of each Year from 1921 to 1933.

(Inmates of Schools for Imbeciles are not included in this Table.)

LUNACY DISTRICTS AND POPULATIONS FOR 1931.	BERWICK COUNTY. 26,601		ROXBURGH COUNTY. 45,787		SELKIRK COUNTY. 22,608		STIRLING COUNTY. 107,289		WEST LOTHIAN COUNTY. 81,426		DUNBARTON COUNTY. 79,242		CLACK- MANNAN COUNTY. 31,947		STIRLING BURGH. 22,593		FALKIRK BURGH. 36,565		CLYDEBANK BURGH. 46,963		DUMFRIES BURGH. 21,546		ZETLAND COUNTY. 21,410	
	Estab.	Priv. Dwell.	Estab.	Priv. Dwell.	Estab.	Priv. Dwell.	Estab.	Priv. Dwell.	Estab.	Priv. Dwell.	Estab.	Priv. Dwell.	Estab.	Priv. Dwell.	Estab.	Priv. Dwell.	Estab.	Priv. Dwell.	Estab.	Priv. Dwell.	Estab.	Priv. Dwell.	Estab.	Priv. Dwell.
Year 1921 . . . . .	273	33	273	33	273	33	273	33	273	33	273	33	273	33	273	33	273	33	273	33	273	33	273	33
" 1922 . . . . .	286	33	286	33	286	33	286	33	286	33	286	33	286	33	286	33	286	33	286	33	286	33	286	33
" 1923 . . . . .	300	30	300	30	300	30	300	30	300	30	300	30	300	30	300	30	300	30	300	30	300	30	300	30
" 1924 . . . . .	292	28	292	28	292	28	292	28	292	28	292	28	292	28	292	28	292	28	292	28	292	28	292	28
" 1925 . . . . .	292	28	292	28	292	28	292	28	292	28	292	28	292	28	292	28	292	28	292	28	292	28	292	28
Absolute Annual Average of five years . . . . .	288.6	30.4	288.6	30.4	288.6	30.4	288.6	30.4	288.6	30.4	288.6	30.4	288.6	30.4	288.6	30.4	288.6	30.4	288.6	30.4	288.6	30.4	288.6	30.4
Annual Average per 100,000 of Population (calculated on the Populations of 1921)	301	32	301	32	301	32	301	32	301	32	301	32	301	32	301	32	301	32	301	32	301	32	301	32
Year 1926 . . . . .	304	27	304	27	304	27	304	27	304	27	304	27	304	27	304	27	304	27	304	27	304	27	304	27
" 1927 . . . . .	314	27	314	27	314	27	314	27	314	27	314	27	314	27	314	27	314	27	314	27	314	27	314	27
" 1928 . . . . .	313	26	313	26	313	26	313	26	313	26	313	26	313	26	313	26	313	26	313	26	313	26	313	26
" 1929 . . . . .	318	24	318	24	318	24	318	24	318	24	318	24	318	24	318	24	318	24	318	24	318	24	318	24
" 1930 . . . . .	330	22	330	22	330	22	330	22	330	22	330	22	330	22	330	22	330	22	330	22	330	22	330	22
Absolute Annual Average of five years . . . . .	315.8	25.2	315.8	25.2	315.8	25.2	315.8	25.2	315.8	25.2	315.8	25.2	315.8	25.2	315.8	25.2	315.8	25.2	315.8	25.2	315.8	25.2	315.8	25.2
Annual Average per 100,000 of Population (calculated on the Populations of 1921)	330	26	330	26	330	26	330	26	330	26	330	26	330	26	330	26	330	26	330	26	330	26	330	26
Year 1931 . . . . .	97	15	166	4	74	2	239	15	166	13	210	10	60	4	97	2	122	12	66	5	80	20	80	20
" 1932 . . . . .	100	14	172	4	65	2	235	11	169	14	229	10	66	3	95	2	120	14	65	4	80	19	80	19
" 1933 . . . . .	100	14	174	2	66	1	228	10	196	12	223	10	72	3	99	2	117	15	74	5	80	18	80	18

See footnote on page 11.







APPENDIX.—TABLE VII.—*continued.*

The Number of Pauper Lunatics of each Sex chargeable to each County and Large Burgh in Scotland on 1st January 1933, and the manner of their disposal.

LARGE BURGHS.		Population in 1931.	Number of Pauper Lunatics at 1st January 1933.	DISPOSAL OF PAUPER LUNATICS.												
				In Establishments.						In Private Dwellings and under sanction of the Board.						
				In Asylums and in Wards of Poorhouse with Unrestricted Licence.			In Wards of Poor-houses with Restricted Licences.			With Relatives and alone.			With Strangers.			
				M.	F.	T.	M.	F.	T.	M.	F.	T.	M.	F.	T.	
1. Aberdeen	167,259	344	320	307	633	...	...	...	...	...	...	...	...	...	...	1
2. Airdrie	25,954	52	38	32	80	...	...	...	...	...	...	...	...	...	...	2
3. Arbroath	17,637	34	38	32	65	...	...	...	...	...	...	...	...	...	...	3
4. Ayr	36,784	55	51	39	100	...	...	...	...	...	...	...	...	...	...	...
5. Clydebank	46,963	81	51	39	90	...	...	...	...	...	...	...	...	...	...	6
6. Coatbridge	43,056	82	57	33	93	...	...	...	...	...	...	...	...	...	...	3
7. Dumbarton	21,546	48	31	27	61	...	...	...	...	...	...	...	...	...	...	3
8. Dumfries	22,795	31	22	30	50	...	...	...	...	...	...	...	...	...	...	1
9. Dundee	175,583	312	367	287	542	...	...	...	...	...	...	...	...	...	...	2
10. Dunfermline	34,954	43	39	47	86	...	...	...	...	...	...	...	...	...	...	4
11. Edinburgh	438,998	582	661	519	1,002	...	...	...	...	...	...	...	...	...	...	6
12. Falkirk	36,565	54	47	46	96	...	...	...	...	...	...	...	...	...	...	1
13. Glasgow	1,088,417	2,100	2012	1724	3,592	...	...	...	...	...	...	...	...	...	...	41
14. Greenock	78,948	143	116	115	247	...	...	...	...	...	...	...	...	...	...	...
15. Hamilton	37,863	61	58	52	109	...	...	...	...	...	...	...	...	...	...	...
16. Inverness	22,582	45	68	54	89	...	...	...	...	...	...	...	...	...	...	...
17. Kilmarnock	38,099	46	43	32	73	...	...	...	...	...	...	...	...	...	...	...
18. Kirkcaldy	43,874	81	71	64	135	...	...	...	...	...	...	...	...	...	...	...
19. Motherwell and Wishaw	64,708	112	78	76	187	...	...	...	...	...	...	...	...	...	...	...
20. Paisley	86,441	123	121	77	154	...	...	...	...	...	...	...	...	...	...	...
21. Perth	34,807	52	49	49	100	...	...	...	...	...	...	...	...	...	...	...
22. Port Glasgow	19,580	33	35	32	60	...	...	...	...	...	...	...	...	...	...	...
23. Rutherglen	25,157	40	42	41	81	...	...	...	...	...	...	...	...	...	...	...
24. Stirling	22,593	40	35	33	72	...	...	...	...	...	...	...	...	...	...	...
Totals in Large Burghs		4594	4461	3788	7797	283	277	560	49	63	112	253	333	586		
Totals in Counties (Brought forward)		3664	3781	3287	6488	170	167	337	163	189	352	130	138	268		
GENERAL TOTALS		8258	8242	7075	14,285	453	444	897	212	252	464	383	471	854		



## APPENDIX.—TABLE VIII.

The manner in which the Pauper Lunatics chargeable to each County and Large Burgh, placed on the Register of the Board during 1932, were dealt with, and the changes that have taken place during the year in respect of those on the Register on 1st January of that year.

COUNTIES AND LARGE BURGHS.	Number of Pauper Lunatics at 1st January 1932.		Number intimated during the year.		ESTABLISHMENT PATIENTS.*				"BOARDED-OUT" PATIENTS.																												
	In Establishments.		"Boarded-Out" in Private Dwellings.		Placed in Establishments.		Discharged from Establishments.		Died.		Patients intimated during 1932.		Transferred from Establishments.		Removed from Jurisdiction of Board.		Died.																				
M.	F.	M.	F.	M.	F.	M.	F.	M.	F.	M.	F.	M.	F.	M.	F.	M.	F.	M.	F.																		
Aberdeen County . . . . .	282	318	16	21	41	36	1	1	1	1	7	12	5	3	17	21	3	6	...	...	...	...	...	...	...	...	...	...	...	...	...	...	...	...	...	...	...
Aberdeen Burgh . . . . .	331	339	18	13	42	32	...	...	...	...	17	20	4	9	23	42	...	...	...	...	...	...	...	...	...	...	...	...	...	...	...	...	...	...	...	...	
Angus County . . . . .	116	112	6	7	14	16	...	...	...	...	5	6	1	3	11	13	...	...	...	...	...	...	...	...	...	...	...	...	...	...	...	...	...	...	...	...	
Arbroath Burgh . . . . .	32	37	...	5	5	2	...	...	...	...	...	1	3	2	...	3	...	...	...	...	...	...	...	...	...	...	...	...	...	...	...	...	...	...	...	...	
Dundee Burgh . . . . .	291	341	9	28	38	31	3	1	1	13	11	2	1	3	12	22	...	...	...	...	...	...	...	...	...	...	...	...	...	...	...	...	...	...	...	...	
Argyll County . . . . .	153	161	15	10	22	17	1	1	1	6	4	3	3	...	13	14	...	...	...	...	...	...	...	...	...	...	...	...	...	...	...	...	...	...	...	...	
Ayr County . . . . .	260	213	13	11	35	54	1	1	1	10	14	3	...	...	23	28	...	...	...	...	...	...	...	...	...	...	...	...	...	...	...	...	...	...	...	...	
Ayr Burgh . . . . .	45	49	1	1	24	13	...	...	...	4	2	2	1	...	8	9	...	...	...	...	...	...	...	...	...	...	...	...	...	...	...	...	...	...	...	...	
Kilmarnock Burgh . . . . .	45	39	...	7	9	7	...	...	...	1	3	...	...	...	7	1	...	...	...	...	...	...	...	...	...	...	...	...	...	...	...	...	...	...	...	...	
Banff County . . . . .	108	87	10	13	9	14	1	...	...	5	4	...	...	...	7	9	...	...	...	...	...	...	...	...	...	...	...	...	...	...	...	...	...	...	...	...	
Berwick County . . . . .	47	53	7	7	4	6	...	...	...	4	...	1	...	...	3	6	...	...	...	...	...	...	...	...	...	...	...	...	...	...	...	...	...	...	...	...	
Bute County . . . . .	24	31	1	2	1	5	...	...	...	...	...	...	...	...	...	...	...	...	...	...	...	...	...	...	...	...	...	...	...	...	...	...	...	...	...	...	
Caitness County . . . . .	46	43	12	14	4	9	...	...	...	...	...	...	...	...	...	...	...	...	...	...	...	...	...	...	...	...	...	...	...	...	...	...	...	...	...	...	
Clackmannan County . . . . .	42	35	1	5	7	13	...	...	...	...	...	...	...	...	...	...	...	...	...	...	...	...	...	...	...	...	...	...	...	...	...	...	...	...	...	...	
Dumfriess County . . . . .	66	78	3	7	11	22	...	...	...	...	...	...	...	...	...	...	...	...	...	...	...	...	...	...	...	...	...	...	...	...	...	...	...	...	...	...	
Dumfries Burgh . . . . .	33	24	1	3	9	2	...	...	...	...	...	...	...	...	...	...	...	...	...	...	...	...	...	...	...	...	...	...	...	...	...	...	...	...	...	...	
Dunbarton County . . . . .	119	110	3	7	22	19	2	1	...	...	...	...	...	...	...	...	...	...	...	...	...	...	...	...	...	...	...	...	...	...	...	...	...	...	...	...	
Clydebank Burgh . . . . .	71	49	8	6	16	13	...	...	...	...	...	...	...	...	...	...	...	...	...	...	...	...	...	...	...	...	...	...	...	...	...	...	...	...	...	...	
Dunbarton Burgh . . . . .	45	20	2	2	7	11	...	...	...	...	...	...	...	...	...	...	...	...	...	...	...	...	...	...	...	...	...	...	...	...	...	...	...	...	...	...	
East Lothian County . . . . .	59	77	3	4	7	13	...	...	...	...	...	...	...	...	...	...	...	...	...	...	...	...	...	...	...	...	...	...	...	...	...	...	...	...	...	...	
Fife County . . . . .	264	282	12	22	54	53	1	1	1	11	30	7	3	...	6	5	...	...	...	...	...	...	...	...	...	...	...	...	...	...	...	...	...	...	...	...	
Dunfermline Burgh . . . . .	39	47	4	3	5	8	...	...	...	...	...	...	...	...	...	...	...	...	...	...	...	...	...	...	...	...	...	...	...	...	...	...	...	...	...	...	
Kirkcaldy Burgh . . . . .	68	56	9	9	12	17	...	...	...	...	...	...	...	...	...	...	...	...	...	...	...	...	...	...	...	...	...	...	...	...	...	...	...	...	...	...	
Inverness County . . . . .	151	147	55	42	17	26	1	...	...	...	...	...	...	...	...	...	...	...	...	...	...	...	...	...	...	...	...	...	...	...	...	...	...	...	...	...	
Inverness Burgh . . . . .	36	56	10	16	14	10	...	...	...	...	...	...	...	...	...	...	...	...	...	...	...	...	...	...	...	...	...	...	...	...	...	...	...	...	...	...	
Kirkcaldy County . . . . .	49	48	2	3	4	6	...	...	...	...	...	...	...	...	...	...	...	...	...	...	...	...	...	...	...	...	...	...	...	...	...	...	...	...	...	...	
Kirkcudbright County . . . . .	55	41	4	4	6	6	...	...	...	...	...	...	...	...	...	...	...	...	...	...	...	...	...	...	...	...	...	...	...	...	...	...	...	...	...	...	
Forfeited	2877	2802	237	266	426	426	15	0	0	120	120	100	92	02	000	050	...	...	...	...	...	...	...	...	...	...	...	...	...	...	...	...	...	...	...	...	...



The manner in which the Pauper Lunatics chargeable to each County and Large Burgh, placed on the Register of the Board during 1932, were dealt with, and the changes that have taken place during the year in respect of those on the Register on 1st January of that year.

COUNTIES AND LARGE BURGHS.	Number of Pauper Lunatics at 1st January 1932.		Number intimated during the year.	ESTABLISHMENT PATIENTS.*										"BOARDED-OUT" PATIENTS.												
	In Establishments.			"Boarded-Out" in Private Dwellings.		Placed in Establishments.		Discharged from Establishments.				Died.		Patients intimated during 1932.		Transferred from Establishments.		Removed from Jurisdiction of Board.				Died.				
M.	F.	M.	F.	M.	F.	M.	F.	M.	F.	M.	F.	M.	F.	M.	F.	M.	F.	M.	F.	M.	F.	M.	F.			
<i>Brought forward</i>																										
Lanark County	2877	2893	225	266	439	461	436	460	15	9	160	182	42	37	220	252	13	16								
Airdrie Burgh	388	381	12	12	51	71	51	71	...	...	18	30	3	2	28	24	...	...								
Coatbridge Burgh	45	32	2	5	12	7	12	7	...	...	2	4	...	...	4	4	...	...								
Glasgow Burgh	80	52	1	5	12	13	12	13	...	...	5	9	2	...	4	4	...	...								
Hamilton Burgh	1956	1824	138	173	235	234	235	232	2	3	64	65	22	25	133	125	2	12								
Motherwell and Wishaw Burgh	57	50	4	5	4	11	4	11	...	...	2	1	1	...	2	8	...	1								
Rutherglen Burgh	101	81	1	2	26	9	26	9	...	...	8	8	2	...	7	4	...	...								
Midlothian County	37	46	...	...	9	4	9	4	...	...	1	4	1	1	3	3	...	...								
Edinburgh Burgh	114	109	9	15	17	22	17	22	...	...	4	4	2	2	10	11	...	...								
Moray and Nairn County	558	573	74	118	84	99	84	99	7	10	36	34	53	43	39	41	...	7								
Orkney County	80	104	17	18	12	20	12	20	...	...	3	8	...	...	6	7	...	...								
Peebles County	44	33	4	9	7	8	7	8	...	...	2	2	1	...	5	3	...	...								
Perth and Kinross County	22	25	...	...	1	2	1	2	...	...	...	2	...	...	2	1	...	...								
Perth Burgh	150	206	10	4	25	34	25	34	...	...	6	13	4	1	9	25	...	...								
Renfrew County	51	50	1	...	8	5	8	5	...	...	5	1	1	1	2	3	...	...								
Greenock Burgh	118	115	7	2	26	24	26	24	...	...	13	10	1	...	13	11	...	...								
Paisley Burgh	134	113	12	1	23	29	23	29	1	...	15	15	2	...	9	10	...	...								
Port-Glasgow Burgh	111	120	15	1	24	15	24	15	1	...	12	6	1	...	14	9	...	1								
Ross County	29	28	5	3	6	6	6	6	...	...	3	1	1	1	3	...	...	...								
Roxburgh County	145	148	55	52	29	30	29	29	1	2	8	9	1	1	13	17	...	1								
Selkirk County	83	89	1	3	10	13	10	13	...	...	5	7	...	1	7	5	...	...								
Stirling County	24	41	1	1	2	5	2	5	...	...	1	2	...	...	1	2	...	...								
Falkirk Burgh	130	105	5	6	25	23	25	23	...	...	15	9	1	1	12	15	...	1								
Stirling Burgh	47	48	2	...	8	10	8	10	...	...	5	6	...	...	...	5	...	...								
Sutherland County	35	31	1	...	6	5	6	5	...	...	...	1	...	...	2	2	...	...								
West Lothian County	44	39	2	10	4	7	4	7	1	...	...	5	1	3	5	2	...	...								
Wigtown County	97	72	7	7	25	31	25	31	2	1	7	6	1	2	5	9	...	1								
Zetland County	32	54	4	6	9	7	9	7	...	...	...	2	...	...	2	5	...	1								
	34	46	8	11	6	5	6	5	...	...	6	2	...	...	3	1	...	...								
TOTALS	7623	7508	623	738	1146	1209	1143	1205	30	28	408	448	143	122	563	606	3	4	19	46	2	5	1	3	17	29

\* Inmates of Schools for Imbeciles are not included in this Table.



## APPENDIX.—TABLE IX.

The Number of Orders granted by the Sheriffs for Admission of Lunatics into any Public, Private, District or Parochial Asylum or House, stating the Asylum or House to which such Order was sent, during the year ended 31st December 1932.

Orders granted by the Sheriffs of the County of	For the Admission of Patients into the Asylum or House of		No. of Orders Granted.	Total
1. Aberdeen .	Royal Asylum,	Aberdeen . . .	155	232
	District Asylum,	Aberdeen . . .	77	
2. Angus . .	Royal Asylum,	Montrose . . .	70	143
	District Asylum,	Dundee . . .	71	
	"	Perth . . .	1	
	"	Stirling . . .	1	
3. Argyll . .	District Asylum,	Argyll . . .	49	49
4. Ayr . . .	Crichton Royal Institution,	Dumfries . . .	1	160
	Royal Edinburgh Hospital for Mental Disorders		1	
	District Asylum,	Ayr . . .	158	
5. Banff . .	District Asylum,	Banff . . .	26	26
6. Berwick .	District Asylum,	Roxburgh . . .	1	1
7. Bute . . .	District Asylum,	Argyll . . .	6	6
8. Caithness .	Royal Asylum,	Montrose . . .	12	12
9. Clackmannan	District Asylum,	Stirling . . .	5	5
10. Dumbarton .	Royal Asylum,	Glasgow . . .	1	11
	District Asylum,	Govan . . .	1	
	"	Stirling . . .	9	
11. Dumfries .	Crichton Royal Institution,	Dumfries . . .	102	102
12. East Lothian.	District Asylum,	East Lothian . .	24	24
13. Edinburgh (Midlothian)	Crichton Royal Institution,	Dumfries . . .	1	296
	Royal Edinburgh Hospital for Mental Disorders		49	
	District Asylum,	Edinburgh . . .	193	
	"	Midlothian . . .	45	
	Private Asylum,	New Saughton Hall	8	163
14. Fife . . .	District Asylum,	Fife . . .	162	
	Private Asylum,	New Saughton Hall	1	163
15. Inverness .	Royal Asylum,	Aberdeen . . .	1	109
	Royal Edinburgh Hospital for Mental Disorders		1	
	District Asylum,	Inverness . . .	107	
16. Kincardine .	Royal Asylum,	Montrose . . .	2	2
17. Kinross . .	District Asylum,	Fife . . .	2	2
18. Kirkcudbright	Crichton Royal Institution,	Dumfries . . .	6	7
	District Asylum,	Stirling . . .	1	
19. Lanark . .	Crichton Royal Institution,	Dumfries . . .	2	1350
	Royal Asylum,	Glasgow . . .	48	
	"	Montrose . . .	5	
	District Asylum,	Aberdeen . . .	1	
	"	Argyll . . .	31	
	Carry forward . . .			



APPENDIX.—TABLE IX.—*continued.*

The Number of Orders granted by the Sheriffs for Admission of Lunatics into any Public, Private, District or Parochial Asylum or House, stating the Asylum or House to which such Order was sent, during the year ended 31st December 1932.

Orders granted by the Sheriffs of the County of	For the Admission of Patients into the Asylum or House of		No. of Orders Granted.	Total.
	<i>Brought forward</i>			1350
19. Lanark— <i>con- tinued.</i>	District Asylum,	Banff . . . .	1	
	"	Dundee . . . .	1	
	"	Fife . . . .	1	
	"	Glasgow (Gartloch)	99	
	"	Glasgow (Woodilee)	103	
	"	Govan . . . .	167	
	"	Inverness . . . .	1	
	Kirklands Asylum,	Bothwell . . . .	27	
	District Asylum,	Lanark . . . .	208	
	"	Midlothian . . . .	11	
	"	Paisley . . . .	16	
	"	Perth . . . .	2	
	"	Renfrew . . . .	12	
	"	Stirling . . . .	5	
Parochial Asylum,	Greenock . . . .	1		
Private Asylum,	St. Andrew's, Hawick . . . .	1	743	
20. Moray . . .	Royal Asylum,	Aberdeen . . . .	1	
	District Asylum,	Morayshire . . . .	21	22
21. Nairn . . .	District Asylum,	Inverness . . . .	4	4
22. Orkney . . .	Royal Edinburgh Hospital for Mental Disorders		16	16
23. Peebles . . .			...	...
24. Perth . . .	Royal Asylum,	Perth . . . .	23	
	District Asylum,	Fife . . . .	1	
	"	Perth . . . .	66	90
25. Renfrew . . .	District Asylum,	Argyll . . . .	1	
	"	Paisley . . . .	66	
	"	Renfrew . . . .	48	
	Parochial Asylum,	Greenock . . . .	47	162
26. Ross . . .	District Asylum,	Inverness . . . .	30	30
27. Roxburgh . .	District Asylum,	Roxburgh . . . .	47	
	Private Asylum,	St. Andrew's, Hawick . . . .	4	51
28. Selkirk . . .			...	...
29. Stirling . . .	Royal Edinburgh Hospital for Mental Disorders		1	
	District Asylum,	Perth . . . .	1	
	"	Stirling . . . .	217	219
30. Sutherland . .	District Asylum,	Inverness . . . .	1	1
31. West Lothian	District Asylum,	Stirling . . . .	10	10
32. Wigtown . . .	Crichton Royal Institution, Dumfries . . . .		10	10
33. Zetland . . .	Royal Asylum,	Montrose . . . .	11	11
TOTAL . . . .				2719







APPENDIX.—TABLE X.—*continued.*

Average Number of Patients Resident, and the Results of Treatment in each Asylum or other Establishment, for the Year 1932.  
(b) *Private Asylums.*

Private Asylums.	Average Number Resident.		Admissions (including Transfers).		Discharges.						Transfers.				Deaths.		Proportion of Recoveries per cent. on Admissions.		Proportion of Deaths per cent. on Average Number Resident.		
					Recovered.		Relieved.		Not Improved.		To other Establishments.		To Private Dwellings as Single Patients.								
	M.	F.	M.	F.	M.	F.	M.	F.	M.	F.	M.	F.	M.	F.	M.	F.	M.	F.	M.	F.	
New Saughton Hall	10.5	23.5	2	7	...	1	...	3	...	1	...	...	...	...	...	3	7	...	14.3	28.6	29.8
St. Andrews	...	4.5	...	5	...	...	...	1	...	...	...	...	...	...	...	...	1	...	...	22.2	22.2
General Results	10.5	28.0	2	12	...	1	...	4	...	1	...	...	...	...	...	3	8	...	8.3	28.6	28.6

(c) *Parochial Asylums.*

(Lunatic Wards of Poorhouse with Unrestricted Licence.)

Parochial Asylum.	Average Number Resident.		Admissions (including Transfers).		Discharges.				Transfers.				Deaths.		Proportion of Recoveries per cent. on Admissions.		Proportion of Deaths per cent. on Average Number Resident.	
					Recovered.		Relieved.		Not Improved.		To Other Establishments.		To Private Dwellings as Single Patients.					
	M.	F.	M.	F.	M.	F.	M.	F.	M.	F.	M.	F.	M.	F.	M.	F.	M.	F.
Greenock	139.0	113.0	28	29	16	15	2	...	...	...	1	2	...	...	57.1	51.7	6.5	8.8



## APPENDIX.—TABLE X.—continued.

Average Number of Patients Resident, and the Results of Treatment in each Asylum or other Establishment, for the Year 1932.

## (d) Lunatic Wards of Poorhouses with Restricted Licences.

Lunatic Wards of Poorhouses.	Average Number Resident.		Admissions (including Transfers).		Discharges.				Transfers.				Deaths.		Proportion of Recoveries per cent. on Admissions.		Proportion of Deaths per cent. on Average Number Resident.		
					Recovered.		Relieved.		Not Improved.		To other Establishments.		To Private Dwellings as Single Patients.						
	M	F.	M.	F.	M.	F.	M.	F.	M.	F.	M.	F.	M.	F.	M.	F.	M.	F.	
1. Buchan (New Maud)	24.0	22.0	6	8	...	...	...	...	...	...	1	1	...	...	1	1	4.2	4.5	
2. Cuninghame (Irvine)	44.5	38.5	1	...	...	...	...	...	...	...	...	...	...	...	...	...	...	2.6	
3. Dumbarton	30.0	25.5	4	7	...	...	...	...	...	...	3	...	1	1	...	...	...	...	
4. Dundee (East)	48.5	44.5	5	14	...	...	...	...	...	...	1	1	...	...	1	4	2.1	9.0	
5. Govan (Glasgow)	101.5	112.0	...	2	...	...	...	...	...	...	...	2	...	...	3	5	3.0	4.5	
6. Inveresk (Muskelburgh)	16.0	16.0	1	2	...	...	...	...	...	...	...	...	...	...	1	...	6.3	...	
7. Kincardine (Stonehaven)	17.0	20.0	...	...	...	...	...	...	...	...	1	...	...	...	1	...	5.9	...	
8. Lewis	13.0	14.5	6	1	...	...	...	...	...	...	...	...	...	...	1	3	...	20.7	
9. Linnithgow	17.0	14.0	3	4	...	...	...	...	...	...	...	2	...	...	1	...	5.9	...	
10. Long Island	23.0	13.5	3	...	...	...	...	...	...	...	...	...	...	...	...	...	...	7.4	
11. Old Monkland	24.5	24.5	...	1	...	...	...	...	...	...	...	...	...	...	...	...	4.1	...	
12. Paisley	49.5	56.5	2	1	...	...	...	...	...	...	1	1	2	...	1	1	8.1	1.8	
13. Perth	20.0	20.0	3	2	...	...	...	...	...	...	1	...	...	...	1	2	5.0	10.0	
14. Wigtown (Stranraer)	21.0	16.0	...	1	...	...	...	...	...	...	...	...	...	...	...	1	...	6.3	
General Results	449.5	437.5	34	43	1	...	...	1	1	1	8	7	3	2	14	19	2.9	3.1	4.3



## APPENDIX.—TABLE XI.

Return exhibiting the Number of Licences granted by the Board for the Continuance, Establishment, or Renewal of Private Asylums, Lunatic Wards of Poorhouses, and Institutions for Mental Defectives during the Year ended 31st December 1932.

Name.	Number of Licences granted for Continuance or Renewal.	Number of Licences granted for Establish- ment.	Total.
1. Private Asylums . . . . .	2	...	2
2. Lunatic Wards of Poorhouses . . . . .	14	...	14
3. Institutions for Mental Defectives . . . . .	13	...	13
TOTAL . . . . .	29	...	29



## Classification of all Recorded Causes of Death of

ESTABLISHMENTS.	Average Number Resident.		Total Number of Deaths.		1. General Paralysis of the Insane and Syphilitic Affections of Brain.		2. General Diseases of the Brain.		3. Epilepsy and Convulsions.		4. Exhaustion from Acute Mental Affections not caused by Nervous Diseases otherwise designated.		5. Diseases of the Spinal Cord and Nervous System.	
	M.	F.	M.	F.	M.	F.	M.	F.	M.	F.	M.	F.	M.	F.
Aberdeen Royal .	135.0	180.5	12	12	...	...	3	1	...	...	...	...	...	...
Crichton Royal .	162.5	208.5	8	27	...	...	1	2	2	...	...	5	...	2
Dundee Royal .	14.5	26.5	1	2	...	...	...	...	...	1	...	...	...	...
*Edinburgh Royal .	216.5	266.0	12	19	1	1	...	3	...	...	1	...	...	1
Glasgow Royal .	179.5	211.0	10	23	...	...	3	4	...	1	...	...	...	...
Montrose Royal .	100.5	89.0	6	4	...	...	1	...	...	...	...	...	...	...
Murray's Royal .	58.5	68.5	5	12	1	...	...	1	...	...	...	2	...	...
(b)														
New Saughton Hall.	10.5	23.5	3	7	...	...	1	...	...	1	...	...	...	...
St. Andrew's, Hawick	...	4.5	...	1	...	...	...	...	...	...	...	...	...	...
TOTAL. .	877.5	1078.0	57	107	2	1	9	11	2	3	1	7	...	3

\* This Institution is now called The Royal Edinburgh Hospital for Mental Disorders.



## XII.—(i.)

d in Asylums and other Establishments in the Year 1932.

3.

8.		9.		10.		11.		12.		13.		14.		15.		16.		17.		
Bronchitis, Pleurisy and other forms of Pulmonary Disease.		Diseases of the Alimentary Glandular and Genito-Urinary Systems.		Dysentery (Colitis), Diarrhoea and Infective Enteritis.		Erysipelas, Abscess, Pyæmia, Septicæmia, and Cellulitis.		Influenza.		Typhoid and other Infectious and Contagious Diseases.		Cancer, Carcinoma, Sarcoma, Malignant Diseases, <i>excluding</i> Malignant Diseases of the Brain.		Tuberculosis and Pulmonary Phthisis.		Atrophy, Debility, and Old Age.		Suicides and Accidents.		
M.	F.	M.	F.	M.	F.	M.	F.	M.	F.	M.	F.	M.	F.	M.	F.	M.	F.	M.	F.	
1	1	2	2	...	...	...	1	...	...	...	...	...	...	2	1	...	...	...	...	
...	...	2	5	...	1	1	...	...	2	...	...	...	1	...	1	...	9	1	...	
...	1	...	1	...	...	...	...	...	...	...	...	...	...	...	...	...	...	...	...	
2	1	1	4	...	...	...	...	1	6	...	...	1	...	2	3	3	4	1	1	
2	1	...	2	...	...	1	...	...	2	...	...	1	3	1	...	4	10	...	1	
1	1	...	...	...	...	...	...	...	...	...	...	...	...	1	...	5	2	...	...	
...	1	2	...	...	...	...	...	...	1	...	...	1	2	...	...	...	3	...	...	
8.																				
3	1	1	1	...	...	...	...	...	...	...	...	...	...	...	1	1	5	...	...	
...	...	...	...	...	...	...	...	...	...	...	...	...	...	...	...	...	1	...	...	
5	7	7	8	14	...	1	2	1	1	11	...	...	3	6	6	6	13	34	2	2



## Classification of all Recorded Causes of Death of Patients

(a) Royal

ESTABLISHMENTS.	Average Number Resident.		Total Number of Deaths.		1. General Paralysis of the Insane and Syphilitic Affections of Brain.		2. General Diseases of the Brain.		3. Epilepsy and Convulsions.		4. Exhaustion from Acute Mental Affections not caused by Nervous Diseases otherwise designated.		5. Diseases of the Spinal Cord and Nervous System.		6. Diseases of the Heart and Blood Vessels.	
	M.	F.	M.	F.	M.	F.	M.	F.	M.	F.	M.	F.	M.	F.	M.	F.
Aberdeen Royal . . . . .	261.0	288.0	15	21	...	...	1	2	1	...	...	...	...	...	9	...
Aberdeen District . . . . .	360.0	330.0	23	42	2	1	3	6	1	2	1	2	...	...	15	...
Argyll District . . . . .	277.5	277.5	22	25	3	1	1	4	...	...	1	1	...	...	13	...
Ayr District . . . . .	355.5	308.0	50	41	16	13	12	11	4	1	1	2	...	...	16	...
Banff District . . . . .	112.0	88.5	8	11	...	...	3	1	1	...	...	...	...	...	7	...
Crichton Royal . . . . .	177.0	178.0	17	22	2	...	1	2	...	...	3	5	...	...	2	...
Dundee District . . . . .	285.0	288.0	12	19	4	...	3	5	...	1	...	...	...	1	5	...
East Lothian District . . . . .	110.0	132.0	7	12	1	...	1	5	1	...	...	3	...	...	3	...
Edinburgh Royal . . . . .	84.0	77.5	5	5	1	...	...	1	...	...	...	...	...	1	3	...
Edinburgh District . . . . .	466.0	481.5	40	41	2	2	8	10	1	1	...	...	...	...	28	...
Fife District . . . . .	425.0	456.0	32	21	3	...	1	3	...	1	...	5	...	...	15	...
Glasgow District (Gartloch) . . . . .	441.5	389.0	20	41	1	4	2	11	2	4	...	3	...	...	9	...
Glasgow District (Woodilee) . . . . .	680.5	553.5	44	35	4	5	12	13	2	2	6	2	...	...	21	...
Govan District . . . . .	486.5	389.5	32	22	7	1	5	6	2	...	...	...	...	...	12	...
Inverness District . . . . .	403.0	368.5	34	37	...	...	20	10	...	4	4	9	...	1	4	...
Kirklands Asylum . . . . .	136.0	114.5	8	10	1	1	2	...	...	1	1	4	...	...	3	...
Lanark District . . . . .	728.0	619.5	47	37	6	...	4	5	3	...	...	1	1	...	22	...
Midlothian District . . . . .	184.0	186.0	18	16	2	1	1	1	1	1	...	...	...	...	6	...
Montrose Royal . . . . .	274.0	284.5	20	21	2	...	2	4	1	3	...	...	...	2	19	...
Morayshire District . . . . .	68.5	103.0	5	9	...	1	3	...	...	1	...	...	...	...	2	...
Paisley District . . . . .	183.0	142.0	27	19	4	1	4	5	2	...	1	...	...	...	20	...
Perth District . . . . .	205.5	232.5	10	26	1	2	1	3	...	1	1	7	1	...	...	...
Renfrew District . . . . .	199.5	196.0	21	10	2	...	3	...	4	...	...	...	2	...	3	...
Roxburgh District . . . . .	178.5	225.5	13	13	...	...	2	...	...	1	2	...	...	...	...	...
Stirling District . . . . .	582.0	458.0	42	43	1	1	5	6	3	1	...	3	...	1	23	...

## (b) Parochial Asylum: Lunatic Wards

Greenock Parochial . . . . .	139.0	113.0	9	10	1	...	5	4	2	1	...	...	...	...	1	...
------------------------------	-------	-------	---	----	---	-----	---	---	---	---	-----	-----	-----	-----	---	-----

## (c) Lunatic Wards of Poorhouses

Buchan . . . . .	24.0	22.0	1	1	...	...	...	...	...	...	...	...	...	...	...	...
Cunninghame . . . . .	44.5	38.5	...	1	...	...	...	...	...	...	...	...	...	...	...	...
Dumbarton . . . . .	30.0	25.5	...	...	...	...	...	...	...	...	...	...	...	...	...	...
Dundee, East . . . . .	48.5	44.5	1	4	...	...	...	...	...	...	...	...	...	...	...	...
Govan . . . . .	101.5	112.0	3	5	...	...	1	...	...	...	...	...	...	...	...	...
Inveresk . . . . .	16.0	16.0	1	...	...	...	1	...	...	...	...	...	...	...	1	...
Kincaidine . . . . .	17.0	20.0	1	...	...	...	...	...	...	...	...	...	...	...	1	...
Lewis . . . . .	13.0	14.5	...	3	...	...	...	...	...	...	...	...	...	...	...	...
Linlithgow . . . . .	17.0	14.0	1	...	...	...	1	...	...	...	...	...	...	...	1	...
Long Island . . . . .	23.0	13.5	...	1	...	...	...	...	...	...	...	...	...	...	...	...
Old Monkland . . . . .	24.5	24.5	1	...	...	...	...	...	...	...	...	...	...	...	...	...
Paisley . . . . .	49.5	56.5	4	1	...	...	1	...	1	...	...	...	...	...	1	...
Perth . . . . .	20.0	20.0	1	2	...	...	...	...	...	...	...	...	...	...	1	...
Wigtown . . . . .	21.0	16.0	...	1	...	...	...	...	...	...	...	...	...	...	...	...
Pauper Patients . . . . .	8252.0	7717.5	595	628	66	34	108	119	32	26	21	47	4	6	267	233
Private Patients . . . . .	877.5	1078.0	57	107	2	1	9	11	2	3	1	7	...	3	31	4
TOTALS. . . . .	9129.5	8795.5	652	735	68	35	117	130	34	29	22	54	4	9	298	237

\* Royal Edinburgh Hospital for Mental Disorders.



TABLE XII.—(ii.)

died in Asylums and other Establishments in the Year 1932.

*District Asylums.*

7.		8.		9.		10.		11.		12.		13.		14.		15.		16.		17.	
Pneu- monia.		Bron- chitis, Pleurisy and other forms of Pul- monary Disease.		Diseases of the Ali- mentary, Glandu- lar and Genito- Urinary Systems.		Dysen- tery (Colitis), Diarrhoea and Infective Enteritis.		Ery- sipelas, Abscess, Pyæmia, Septic- æmia, and Cellu- litis.		In- fluenza.		Typhoid and other Infectious and Con- tagious Diseases.		Cancer, Carci- noma, Sar- coma, Malignant Diseases, excluding Malignant Diseases of the Brain.		Tuber- culosis and Pul- monary Phthisis.		Atrophy, Debility, and Old Age.		Suicides and Acci- dents.	
M.	F.	M.	F.	M.	F.	M.	F.	M.	F.	M.	F.	M.	F.	M.	F.	M.	F.	M.	F.	M.	F.
2	3	3	2	...	1	...	...	...	...	4	...	...	...	1	1	5	1	1	...	...	1
4	15	3	2	...	1	...	1	1	...	...	...	...	...	...	1	2	5	4	2	...	1
3	4	...	3	8	9	...	...	2	...	...	3	...	...	1	1	3	4	5	5	...	1
1	1	4	2	8	8	...	...	1	...	...	...	...	...	...	1	7	3	9	8	1	...
...	...	1	2	3	2	...	...	...	1	...	...	...	...	...	...	1	2	2	7	...	...
5	2	...	1	...	...	...	...	...	1	...	...	...	...	...	1	3	2	4	8	...	1
...	3	...	...	1	1	...	...	...	...	...	...	...	...	...	3	1	2	...	...	...	...
2	3	1	2	...	...	1	...	...	...	...	...	...	...	...	1	1	...	2	4	...	...
1	2	1	...	1	1	...	...	...	...	...	1	...	...	...	...	...	...	2	1	...	...
10	12	4	9	1	1	...	...	...	...	5	...	...	...	2	3	6	5	11	...	1	...
10	5	...	2	2	1	...	...	2	4	...	...	...	...	3	2	...	...	10	4	...	...
7	20	3	2	...	4	1	1	...	...	4	...	...	...	2	...	2	3	5	14	...	...
10	2	5	...	3	5	...	...	3	2	...	...	...	...	...	1	...	2	9	14	1	...
1	5	4	7	2	3	...	...	...	...	1	2	...	...	1	2	1	3	7	9	...	...
1	6	...	...	1	...	...	...	3	9	...	7	...	3	1	...	7	5	17	10	...	...
1	4	1	...	1	1	...	...	1	4	...	...	...	...	...	...	1	...	1	...	...	...
5	12	4	6	6	3	...	...	...	...	1	5	...	1	4	...	3	3	3	14	...	...
4	1	...	1	...	6	...	...	...	...	...	1	...	...	1	1	...	2	6	1	...	...
1	1	...	...	1	1	...	...	...	...	...	...	...	...	1	1	...	2	10	8	1	...
...	...	...	3	1	1	1	1	...	1	...	...	...	...	...	...	...	1	...	3	...	...
1	1	...	...	2	...	...	...	...	...	1	...	...	...	1	...	2	1	6	6	...	...
...	1	...	...	...	...	...	...	...	...	...	...	...	...	1	...	...	1	6	7	...	...
3	1	...	2	...	...	...	...	...	...	1	...	...	...	1	...	...	3	3	2	1	...
2	1	...	...	...	3	...	...	...	...	2	...	...	...	...	2	...	...	7	6	...	...
6	6	5	2	3	8	...	2	...	1	...	...	...	...	1	3	4	...	11	8	...	1

*Poorhouse with Unrestricted Licence.*

2	...	1	2	...	...	...	...	...	...	1	...	...	...	...	...	2	2	1	...	...
---	-----	---	---	-----	-----	-----	-----	-----	-----	---	-----	-----	-----	-----	-----	---	---	---	-----	-----

*with Restricted Licences.*

...	...	...	...	...	...	...	...	...	...	...	...	...	...	...	...	...	...	1	...	...	...
...	...	...	...	...	...	...	...	...	...	...	...	...	...	...	...	...	...	...	1	...	...
...	...	...	...	...	...	...	...	...	...	...	...	...	...	...	...	...	...	...	...	...	...
...	...	...	...	...	...	...	...	...	...	...	...	...	...	...	...	...	...	...	3	...	...
1	2	1	...	1	...	...	...	...	...	...	1	...	...	1	...	...	...	...	...	...	...
...	...	...	...	...	...	...	...	...	...	...	...	...	...	...	...	...	...	...	...	...	...
1	...	...	...	...	...	...	...	...	...	1	...	...	...	...	...	...	...	...	...	...	...
...	...	...	...	...	...	...	...	...	...	3	...	...	...	...	...	...	...	...	...	...	...
...	...	...	...	...	...	...	...	...	...	...	...	...	...	...	...	...	...	...	...	...	...
...	...	...	...	...	...	...	...	...	...	...	...	...	...	...	...	...	...	...	1	...	...
...	...	...	...	...	...	...	...	...	...	...	...	...	...	...	1	...	...	...	...	...	...
...	...	...	...	...	...	...	...	...	...	...	...	...	...	...	1	1	...	1	...	...	...
...	...	...	...	...	...	...	...	...	...	...	...	...	...	...	...	...	...	...	...	...	...
...	...	...	...	...	...	...	...	...	...	...	...	...	...	...	...	...	...	...	...	...	...
84	113	41	49	46	63	3	5	13	23	14	30	...	4	25	25	49	55	145	147	5	5
13	25	7	7	8	14	...	1	2	1	1	11	...	...	3	6	6	6	13	34	2	2
97	138	48	56	54	77	3	6	15	24	15	41	...	4	28	31	55	61	158	181	7	7



## APPENDIX.—TABLE XIII.

Present Weekly Rates of Board in Royal and District Asylums, and the estimated Weekly Cost of Patients in Parochial Asylums and Poorhouses.

ROYAL OR CHARTERED ASYLUMS	Rates for Pauper Patients.		Minimum Rates for Private Patients.*		
	From the District. †	From beyond the District.	Special or District Rate.	General Rate.	
	s. d.	s. d.	s. d.	s. d.	
Aberdeen Royal . . . . .	23 1	23 1	21 2	30 9	
Crichton „ . . . . .	18 8	27 8	27 8	27 8	
Dundee „ . . . . .	...	...	20 0	41 0	
Royal Edinburgh Hospital for Mental Disorders . . . . .	23 0	25 7	...	22 4	
Glasgow Royal . . . . .	...	...	25 0	25 0	
Montrose „ . . . . .	19 3	20 5	17 8	21 6	
Murray's „ Perth . . . . .	...	...	30 9	46 2	
DISTRICT ASYLUMS					
Aberdeen District . . . . .	17 6	23 0	17 6	21 3	
Argyll and Bute District . . . . .	17 6	24 0	19 0	19 0	
Ayr „ . . . . .	15 4	17 4	17 4	19 3	
Banff „ . . . . .	14 0	22 3	...	22 3	
Dundee „ . . . . .	‡23 8	23 8	...	...	
East Lothian „ . . . . .	16 6	18 5	18 5	19 3	
Edinburgh „ . . . . .	19 5	26 11	26 11	...	
Fife „ . . . . .	17 8	21 6	21 6	21 6	
Glasgow District (Gartloch) . . . . .	22 9	22 9	...	...	
Glasgow „ (Woodilee) . . . . .	19 10	19 10	...	...	
Govan „ . . . . .	18 8	...	35 0	25 5	
Inverness „ . . . . .	20 6	22 0	...	20 6	
Kirklands Asylum, Bothwell . . . . .	19 10	23 11	...	...	
Lanark District . . . . .	16 11	22 2	19 10	22 2	
Midlothian „ . . . . .	16 11	19 3	...	24 5	
Moray „ . . . . .	17 4	22 3	20 7	22 6	
Paisley „ . . . . .	§19 10	20 5	20 5	21 7	
Perth „ . . . . .	13 0	22 6	22 6	...	
Renfrew „ . . . . .	21 6	21 6	21 6	21 6	
Roxburgh „ . . . . .	19 6	20 6	22 6	25 0	
Stirling „ . . . . .	17 6	25 0	...	21 2	
PAROCHIAL ASYLUM.		Estimated Weekly Cost of Patients belonging to Local Authority or Combination.	Rates charged for Boarders from other Areas.		
Greenock Parochial . . . . .		s. d. 26 0	s. d. 26 0		
LUNATIC WARDS OF POORHOUSES.	Estimated Weekly Cost of Patients belonging to Local Authority or Combination.	Rates charged for Boarders from other Areas.	LUNATIC WARDS OF POORHOUSES—Continued.	Estimated Weekly Cost of Patients belonging to Local Authority or Combination.	Rates charged for Boarders from other Areas.
	s. d.	s. d.		s. d.	s. d.
Buchan . . . . .	10 6	10 6	Lewis . . . . .	18 3	17 6
Cunninghame . . . . .	15 0	15 0	Linlithgow . . . . .	15 5	17 0
Dumbarton . . . . .	13 3	...	Long Island . . . . .	11 6	13 0
Dundee, East . . . . .	16 11	24 3	Old Monkland . . . . .	15 7	18 0
Govan . . . . .	17 8	17 8	Paisley . . . . .	18 1	19 3
Inveresk . . . . .	13 5	...	Perth . . . . .	...	20 0
Kincardine . . . . .	14 1	14 7	Wigtown . . . . .	12 3	14 7

\* Most, if not all, of the Royal Asylums receive special cases at lower rates.

† The rates in this column for the Crichton Royal Institution and for District Asylums are for maintenance only.

‡ Includes approximately 2/6 for providing charges.

§ Includes approximately 2/5 for providing charges.

|| The rent is taken as the proportion allocated to the lunatic wards of the gross rental in the valuation roll for the year, divided by the number of inmates for which the wards are licensed.







## APPENDIX

The Expenditure on the Maintenance and Management of District Asylums, and the Quantity of Tobacco supplied to each Patient and the Cost per Patient of

ASYLUMS.	AVERAGE NUMBER OF INMATES.			1.			2.			3.		
	Patients.	Officers and Servants Boarded.	Total.	Fresh Butcher Meat (including Poultry and Game).			Cured Butcher Meat.			Fresh Fishes.		
				Quantity per Patient.	Cost per Patient.			Quantity per Patient.	Cost per Patient.			Quantity per Patient.
				lbs.	£	s.	d.	lbs.	s.	d.	lbs.	
1. Aberdeen . . . .	736	117	853	91	3	0	0	14	7	0	12	
2. Argyll . . . . .	543	67	610	68	2	4	8	7	12	10	12	
3. Ayr . . . . .	659	114	773	66	2	11	0	15	10	3	27	1
4. Banff . . . . .	199	28	227	69	3	6	3	10	4	9	38	1
5. Dundee . . . . .	566	86	652	70	2	13	2	13	6	3	27	1
6. East Lothian . . .	246	48	294	49	3	8	10	6	8	8	27	1
7. Edinburgh . . . .	1,062	210	1,272	63	2	12	6	5	11	10	13	1
8. Fife . . . . .	870	155	1,025	77	3	3	0	11	5	11	21	
9. Glasgow (Gartloch) .	819	157	976	91	2	6	4	5	6	5	21	
10. Glasgow (Woodilee) .	1,242	240	1,482	87	2	5	5	12	8	5	34	1
11. Govan . . . . .	859	160	1,019	77	2	18	2	3	5	1	29	
12. Inverness . . . .	755	141	896	79	4	1	3	...	4	1	64	1
13. Kirklands . . . .	251	42	293	47	2	7	8	10	12	3	29	
14. Lanark . . . . .	1,364	175	1,539	87	2	17	7	10	7	11	8	
15. Midlothian . . . .	370	57	427	63	2	8	0	16	10	5	17	
16. Morayshire . . . .	168	33	201	80	3	7	9	2	3	9	29	1
17. Paisley . . . . .	338	51	389	71	2	9	6	...	5	5	12	
18. Perth . . . . .	433	61	494	105	3	12	7	14	13	3	3	
19. Renfrew . . . . .	384	88	472	58	2	8	8	...	7	7	47	1
20. Roxburgh . . . . .	399	61	460	84	2	14	9	9	14	11	31	
21. Stirling . . . . .	1,053	179	1,232	75	3	2	5	...	8	10	31	
Totals and Means . .	13,316	2270	15,586	74	2	17	1	9	8	4	25	8

\* In the cases marked thus, the article formed part of the Asylum dietary, but the quantity used was less than 1 unit per patient during the year. In calculating mean quantities such items have been taken as 0.5.



## TABLE XIV.

Columns, the Quantities of the various articles of Dietary, and of various items of Maintenance during the Financial Year 1931-1932.

## FOOD.

4. Cured Fish.		5. Milk.		6. Butter.		7. Margarine.		8. Suet and Lard.		9. Eggs.		
Cost per Patient.	Quantity per Patient.	Cost per Patient.	Quantity per Patient.	Cost per Patient.	Quantity per Patient.	Cost per Patient.	Quantity per Patient.	Cost per Patient.	Quantity per Patient.	Cost per Patient.	Quantity per Patient.	
s. d.	gals.	£ s. d.	lbs.	s. d.	lbs.	s. d.	lbs.	s. d.	lbs.	s. d.	lbs.	
...	31	2 1 9	...	4 6	18	8 4	...	...	8	7 1	1	1
9 1	54	4 14 8	1	5 3	12	6 2	3	0 7	4	5 10	2	2
0 2	31	2 1 3	...	...	†23	16 0	...	...	3	11 6	3	3
4 6	47	2 17 6	*	5 6	10	5 7	3	1 4	4	4 0	4	4
7 8	32	2 7 9	*	4 9	21	10 4	...	...	9	10 8	5	5
6 0	50	4 1 9	2	10 3	13	9 5	2	0 9	4	8 10	6	6
3 6	38	2 17 11	...	...	21	17 1	4	2 0	7	12 9	7	7
7 1	53	4 12 0	...	...	13	8 3	1	0 5	1	5 11	8	8
1 8	41	3 9 0	1	7 4	17	7 9	2	0 6	9	9 11	9	9
3 9	34	2 18 5	*	8 10	22	10 6	7	2 10	4	7 11	10	10
2 10	40	3 0 4	1	6 0	22	10 3	3	1 3	9	12 0	11	11
6 0	45	3 14 10	...	6 7	22	12 1	1	0 7	1	2 6	12	12
...	32	1 18 2	...	4 10	13	5 6	3	1 10	2	6 8	13	13
2 11	38	2 17 9	...	...	†20	12 4	5	2 7	1	2 5	14	14
2 1	38	3 3 6	...	...	†13	10 7	...	...	5	7 2	15	15
0 1	45	3 2 4	...	6 9	8	4 5	2	0 11	3	2 10	16	16
7 1	43	3 0 2	...	5 1	20	9 11	3	2 2	14	10 6	17	17
6 4	36	2 3 11	21	33 1	...	...	...	...	*	0 9	18	18
2 2	41	3 3 1	...	9 1	18	7 4	...	...	*	7 10	19	19
1 4	38	3 0 2	...	...	†17	11 10	...	...	10	10 4	20	20
2 10	38	2 10 1	...	6 6	26	12 3	2	1 3	6	6 9	21	21
3 8	40	3 0 9	3	5 11	17	9 4	3	0 11	5	7 4		

This figure includes butter.



## APPENDIX

The Expenditure on the Maintenance and Management of District Asylums, and the Quantity of Tobacco supplied to each Patient and the Cost per Patient of

FOOD													
	10. Cheese.		11. Bread and Flour.		12. Meal, Barley, Pease, Rice, etc.		13. Potatoes, Green Vegetables, Turnips, etc.		14. Sugar.		15. Preserv- Treacle etc.		
	Quantity per Patient.	Cost per Patient.	Quantity per Patient.	Cost per Patient.	Quantity per Patient.	Cost per Patient.	Quantity per Patient.	Cost per Patient.	Quantity per Patient.	Cost per Patient.	Quantity per Patient.	Cost per Patient.	Quantity per Patient.
	lbs.	s. d.	lbs.	£ s. d.	lbs.	s. d.	lbs.	s. d.	lbs.	s. d.	lbs.	s. d.	lbs.
1	4	3 8	381	2 5 9	103	13 4	290	17 6	23	5 4	7	2	2
2	*	1 3	273	1 4 6	77	12 1	391	30 6	24	5 8	4	2	2
3	3	2 2	406	2 4 2	73	10 7	352	34 5	24	5 2	5	1	1
4	9	6 2	280	1 14 11	127	17 2	579	40 2	31	5 5	20	0	0
5	...	1 2	261	1 6 2	114	14 8	520	36 6	28	6 2	5	3	3
6	5	4 10	268	2 10 0	110	17 3	299	41 3	30	6 10	3	1	1
7	5	4 11	330	1 15 5	73	11 2	295	17 9	38	7 11	1	0	0
8	6	4 5	242	1 5 9	83	11 6	388	32 5	26	5 9	5	1	1
9	*	1 9	291	1 4 4	79	11 8	310	22 5	21	5 0	10	4	4
10	3	3 1	230	1 2 9	60	9 4	344	26 2	23	5 8	7	3	3
11	2	3 2	238	1 0 1	69	10 9	377	28 1	29	6 0	9	2	2
12	9	9 2	311	2 8 2	80	12 10	410	25 2	30	6 11	7	5	5
13	*	1 11	273	1 12 6	68	10 10	416	43 1	31	7 1	3	0	0
14	4	3 7	194	1 2 8	126	18 5	266	26 2	29	6 0	4	1	1
15	7	6 7	325	2 6 7	74	10 3	435	33 10	30	6 3	2	0	0
16	6	3 4	271	2 2 7	87	12 10	395	24 8	33	7 4	2	0	0
17	13	10 11	301	2 8 1	98	12 2	219	20 8	32	7 3	8	3	3
18	8	6 10	342	2 1 10	62	8 10	458	31 3	33	7 0	21	4	4
19	2	5 5	429	2 0 10	87	15 0	279	26 11	38	9 1	7	3	3
20	13	9 0	285	1 18 6	98	15 5	504	40 7	28	8 8	1	0	0
21.	16	7 5	245	1 0 11	83	11 1	287	26 6	64	12 9	4	1	1
	6	4 10	294	1 15 1	86	12 9	372	29 10	31	6 10	6	2	2

\* In the cases marked thus, the article formed part of the Asylum dietary, but the quantity used was less than 1 unit per patient during the year. In calculating mean quantities such items have been taken as 0.5.



E XIV.—*continued.*

columns, the Quantities of the various articles of Dietary, and of various items of Maintenance during the Financial Year 1931-1932.

<i>continued.</i>					B.	C.		D.	
16.	17.		18.	19.	Wines, Spirits, and Malt Liquors.	Tobacco.		Clothing, Boots and Shoes.	
Tea, Coffee, Cocoa.	Fresh and Dry Fruits.		Minor Articles of Food.	TOTAL OF FOOD.					
Cost per Patient.	Quantity per Patient.	Cost per Patient.	Cost per Patient.	Cost per Patient.	Cost per Patient.	Quantity per Male Patient.	Cost per Male Patient.	Cost per Patient.	
s. d.	lbs.	s. d.	£ s. d.	£ s. d.	s. d.	oz.	s. d.	£ s. d.	
12 10	4	1 6	0 3 8	12 2 0	1 0	39	22 6	1 19 7	1
11 2	5	2 2	0 3 4	13 15 6	2 10	50	30 3	2 12 5	2
8 0	6	3 0	0 2 4	12 12 2	0 3	49	28 3	2 1 3	3
7 4	10	6 3	0 4 7	14 4 8	2 6	42	19 4	3 5 8	4
9 4	1	1 6	0 2 5	12 15 1	...	51	32 3	2 1 3	5
13 2	5	5 5	0 3 0	17 10 0	0 5	64	47 6	4 8 1	6
10 4	16	6 8	0 7 4	13 11 7	1 3	35	20 2	2 5 4	7
7 9	13	5 10	0 8 0	14 10 11	...	73	40 1	1 18 5	8
10 6	7	3 8	0 6 4	12 8 0	2 10	58	34 1	1 15 10	9
12 8	7	2 11	0 2 7	12 5 2	0 3	53	32 0	2 6 9	10
10 7	14	2 9	0 2 11	12 10 4	1 6	52	28 10	2 0 8	11
8 8	4	3 0	0 3 6	16 3 7	2 0	51	31 11	2 19 3	12
8 0	34	8 5	0 3 4	12 1 6	0 10	47	30 2	2 7 9	13
10 6	7	2 9	0 3 5	12 1 8	0 10	38	21 10	2 11 1	14
9 11	6	3 3	0 6 2	13 10 4	5 3	50	30 0	2 1 11	15
12 0	18	3 4	0 3 5	13 9 10	0 7	60	41 5	1 15 5	16
13 2	5	3 5	0 4 5	14 1 1	0 5	42	25 11	2 17 3	17
4 9	4	2 7	0 5 7	14 3 10	1 2	51	31 3	2 2 9	18
14 2	5	3 4	0 5 6	14 4 2	0 1	60	28 1	2 5 9	19
6 5	9	4 9	0 7 2	14 10 8	2 0	49	29 1	2 5 3	20
8 7	8	5 0	0 10 8	13 0 9	0 7	52	28 8	2 6 0	21
10 0	9	3 10	0 4 9	13 12 0	1 3	51	30 2	2 8 0	



## APPENDIX

The Expenditure on the Maintenance and Management of Dis-  
Tobacco supplied to each Patient and the Cost per Patient of

	E.		F.—ALL OTHER EXPENSES.						
	Salaries and Wages.		1. House- hold Re- quisites.	2. Laundry Re- quisites.	3. Medical and Surgical Appli- ances.	4. Fuel, Light and Water.	5. Fees, Taxes (borne by occupiers), Amuse- ments, etc.	6. Furniture and Furnishings (Replace- ments and Repairs).	7. Total of other Expenses.
	Cost per Patient.		Cost per Patient.	Cost per Patient.	Cost per Patient.	Cost per Patient.	Cost per Patient.	Cost per Patient.	Cost per Patient.
	£ s. d.		s. d.	s. d.	s. d.	£ s. d.	£ s. d.	£ s. d.	£ s.
1	22 13 9		4 9	8 1	11 11	7 14 5	2 8 1	1 8 10	12 1
2	15 12 8		3 4	5 4	8 2	3 2 3	3 3 10	1 3 4	8
3	17 19 5		6 8	12 7	5 2	4 4 10	2 17 5	1 16 5	10
4	14 13 0		8 2	10 7	27 6	7 6 8	2 1 6	1 5 10	13
5	19 17 10		10 0	6 3	10 0	2 14 0	4 0 5	1 11 11	9 1
6	12 1 4		12 0	11 3	12 1	4 3 4	1 3 3	2 5 11	9
7	22 17 1		7 1	8 7	8 8	4 0 1	5 15 2	0 7 6	11
8	17 18 7		15 3	4 10	14 4	4 15 4	3 15 3	1 6 8	11 1
9	31 10 4		*29 4	1 11	15 7	6 13 5	3 2 1	1 0 4	13
10	25 8 1		*35 9	...	12 3	4 12 11	3 5 3	0 17 4	11
11	23 5 11		*51 4	...	12 8	5 7 2	2 11 2	0 19 2	12
12	19 5 9		†...	†...	10 0	6 19 4	3 6 7	3 10 5	14
13	29 11 1		11 4	13 2	12 9	3 19 0	7 10 5	1 13 4	15
14	25 12 5		6 3	4 1	12 9	2 19 2	2 19 3	1 15 11	8 1
15	16 10 3		10 9	5 5	9 11	3 16 5	3 18 5	1 18 6	10 1
16	16 1 4		4 6	4 2	11 9	3 15 6	2 17 5	1 14 5	9
17	20 7 4		2 9	17 3	15 3	3 5 8	1 16 1	1 4 11	8
18	15 2 8		6 8	10 3	6 0	3 18 8	2 7 10	1 8 0	8 1
19	26 16 11		10 8	10 11	12 6	8 13 8	3 16 11	1 9 1	15 1
20	22 11 0		11 4	9 2	19 7	5 19 5	1 19 4	1 17 6	11 1
21	22 5 9		10 0	9 2	9 1	3 18 7	2 18 2	1 2 0	9
	20 17 3		12 11	8 6	12 3	4 17 2	3 4 6	1 10 4	10 1

\* Includes Laundry Requisites, etc.

† Included under Furniture, Furnishings, etc.



Table XIV.—*continued.*

columns, the Quantities of the various articles of Dietary, and of various items of Maintenance during the Financial Year 1931-1932.

TOTAL MAINTENANCE EXPENSES.		‡ Deduct Miscellaneous Receipts.	NET MAINTENANCE EXPENSES.		
Cost per Patient.	GROSS TOTAL.		Cost per Pauper Patient (calculated on the average number of Pauper Patients Resident).	NET TOTAL.	
s. d.	£	£	£ s. d.	£	
3 11	36,944	—7,720	41 12 0	29,224	1
4 5	22,383	—3,293	37 9 4	19,090	2
11 3	28,707	—5,791	38 17 6	22,916	3
17 1	9,125	—1,131	41 17 1	7,994	4
2 8	25,545	—1,652	44 4 1	23,893	5
8 10	10,933	—1,267	42 2 4	9,666	6
12 3	53,752	+4,687	56 7 1	58,439	7
18 10	40,840	—5,067	44 5 6	35,773	8
17 11	49,055	—1,675	60 4 10	47,380	9
1 4	64,666	—997	53 0 8	63,669	10
16 0	43,636	—3,746	49 12 3	39,890	11
13 10	40,537	—3,036	52 2 5	37,501	12
17 4	15,026	—2,558	52 14 5	12,468	13
15 3	67,874	—13,302	43 2 5	54,572	14
2 8	16,329	—42	48 18 2	16,287	15
11 9	6,987	—982	40 8 9	6,005	16
3 0	15,599	—3,422	42 14 6	12,177	17
2 5	17,806	—1,074	40 13 3	16,732	18
14 5	22,933	—2,235	56 11 0	20,698	19
18 3	20,713	—3,390	49 0 1	17,323	20
16 0	50,334	—5,434	45 16 4	44,900	21
17 7	659,724	—63,127	§ 46 14 11	596,597	

The figures in this column include the Profit or Loss on the Farm and Garden, but do not include sums recovered from relatives of Pauper Patients.

This figure, like those in the preceding columns is the mean of the cost in each asylum. The actual average cost per head for all Patients in these Asylums is £49, 10s. 10d. The actual cost per Pauper Patient is £47, 14s. 9d.







## APPENDIX—TABLE XVI.

Acreeage of Farms attached to District Asylums; Receipts and Expenses of such Farms and Gardens during the Financial Year 1931-1932, and Profit shown on the year's transactions.

FARMS AND GARDENS OF DISTRICT ASYLUMS.	ACREAGE OF FARM AND GARDEN.			RECEIPTS.														EXPENDITURE.											Profit + or Loss -																																																																																																																																																																																																																																																																																																																																																																																																																																																																																																																																																																																																																																																																																																																																																																																																																																																																																																																																																																																																																																																																																								
	Arable or in Per- manent Pasture.	Non-Arable.	Total.	1. Valuation of Stock at 15th May 1932.		2. Butcher Meat.		3. Poultry and Game.		4. Milk.		5. Butter and Cheese.		6. Eggs.		7. Potatoes.		8. Green Vegetables.		9. Fresh Fruits.		10. Grain, Meal.		11. Live Stock.		12. Wool, Hides, Skins.		13. Grazing, Cartage, Sundries, and accounts due to Farm.		14. Total.		1. Valuation of Stock at 15th May 1931.		2. * Rents, Rates, and Fees-Duties.		3. Interest on unpaid out- lay from Providing Account of Stock and Implements.		4. Live Stock.		5. Implements and Harness.		6. Seeds and Plants.		7. Fodder, Grain, Roots, and Feeding Stuffs.		8. Manures.		9. Salaries & Wages.		10. Miscellaneous.		11. Total.																																																																																																																																																																																																																																																																																																																																																																																																																																																																																																																																																																																																																																																																																																																																																																																																																																																																																																																																																																																																																																																																	
				£	£	£	£	£	£	£	£	£	£	£	£	£	£	£	£	£	£	£	£	£	£	£	£	£		£	£	£	£	£	£	£	£	£	£	£	£	£	£	£	£	£	£	£	£	£	£	£	£	£	£	£	£	£	£	£	£	£	£	£	£	£	£	£	£	£	£	£	£	£	£	£	£	£	£	£	£	£	£	£	£	£	£	£	£	£	£	£	£	£	£	£	£	£	£	£	£	£	£	£	£	£	£	£	£	£	£	£	£	£	£	£	£	£	£	£	£	£	£	£	£	£	£	£	£	£	£	£	£	£	£	£	£	£	£	£	£	£	£	£	£	£	£	£	£	£	£	£	£	£	£	£	£	£	£	£	£	£	£	£	£	£	£	£	£	£	£	£	£	£	£	£	£	£	£	£	£	£	£	£	£	£	£	£	£	£	£	£	£	£	£	£	£	£	£	£	£	£	£	£	£	£	£	£	£	£	£	£	£	£	£	£	£	£	£	£	£	£	£	£	£	£	£	£	£	£	£	£	£	£	£	£	£	£	£	£	£	£	£	£	£	£	£	£	£	£	£	£	£	£	£	£	£	£	£	£	£	£	£	£	£	£	£	£	£	£	£	£	£	£	£	£	£	£	£	£	£	£	£	£	£	£	£	£	£	£	£	£	£	£	£	£	£	£	£	£	£	£	£	£	£	£	£	£	£	£	£	£	£	£	£	£	£	£	£	£	£	£	£	£	£	£	£	£	£	£	£	£	£	£	£	£	£	£	£	£	£	£	£	£	£	£	£	£	£	£	£	£	£	£	£	£	£	£	£	£	£	£	£	£	£	£	£	£	£	£	£	£	£	£	£	£	£	£	£	£	£	£	£	£	£	£	£	£	£	£	£	£	£	£	£	£	£	£	£	£	£	£	£	£	£	£	£	£	£	£	£	£	£	£	£	£	£	£	£	£	£	£	£	£	£	£	£	£	£	£	£	£	£	£	£	£	£	£	£	£	£	£	£	£	£	£	£	£	£	£	£	£	£	£	£	£	£	£	£	£	£	£	£	£	£	£	£	£	£	£	£	£	£	£	£	£	£	£	£	£	£	£	£	£	£	£	£	£	£	£	£	£	£	£	£	£	£	£	£	£	£	£	£	£	£	£	£	£	£	£	£	£	£	£	£	£	£	£	£	£	£	£	£	£	£	£	£	£	£	£	£	£	£	£	£	£	£	£	£	£	£	£	£	£	£	£	£	£	£	£	£	£	£	£	£	£	£	£	£	£	£	£	£	£	£	£	£	£	£	£	£	£	£	£	£	£	£	£	£	£	£	£	£	£	£	£	£	£	£	£	£	£	£	£	£	£	£	£	£	£	£	£	£	£	£	£	£	£	£	£	£	£	£	£	£	£	£	£	£	£	£	£	£	£	£	£	£	£	£	£	£	£	£	£	£	£	£	£	£	£	£	£	£	£	£	£	£	£	£	£	£	£	£	£	£	£	£	£	£	£	£	£	£	£	£	£	£	£	£	£	£	£	£	£	£	£	£	£	£	£	£	£	£	£	£	£	£	£	£	£	£	£	£	£	£	£	£	£	£	£	£	£	£	£	£	£	£	£	£	£	£	£	£	£	£	£	£	£	£	£	£	£	£	£	£	£	£	£	£	£	£	£	£	£	£	£	£	£	£	£	£	£	£	£	£	£	£	£	£	£	£	£	£	£	£	£	£	£	£	£	£	£	£	£	£	£	£	£	£	£	£	£	£	£	£	£	£	£	£	£	£	£	£	£	£	£	£	£	£	£	£	£	£	£	£	£	£	£	£	£	£	£	£	£	£	£	£	£	£	£	£	£	£	£	£	£	£	£	£	£	£	£	£	£	£	£	£	£	£	£	£	£	£	£	£	£	£	£	£	£	£	£	£	£	£	£	£	£	£	£	£	£	£	£	£	£	£	£	£	£	£	£	£	£	£	£	£	£	£	£	£	£	£	£	£	£	£	£	£	£	£	£	£	£	£	£	£	£	£	£	£	£	£	£	£	£	£	£	£	£	£	£	£	£	£	£	£	£	£	£	£	£	£	£	£	£	£	£	£	£	£	£	£	£	£	£	£	£	£	£	£	£	£	£	£	£	£	£	£	£	£	£	£	£	£	£	£	£	£	£	£	£	£	£	£	£	£	£	£	£	£	£	£	£	£	£	£	£	£	£	£	£	£	£	£	£	£	£	£	£	£	£	£	£	£	£	£	£	£	£	£	£	£	£	£	£	£	£	£	£	£	£	£	£	£	£	£	£	£	£	£	£	£	£	£	£	£	£	£	£	£	£	£	£	£	£	£	£	£	£	£	£	£	£	£	£	£	£	£	£	£	£	£	£	£	£	£	£	£	£	£	£	£	£	£	£	£	£	£	£	£	£	£	£	£	£	£	£	£	£	£	£	£	£	£	£	£

\* These figures include the estimated rent for farm (shown as a deduction in Table XVII) besides the rent paid for farm land held on lease.

† The large decrease is due to the writing down of the value of the Stock and the reduction of the dairy herd on the discovery that the herd was not Tubercle-free.



## APPENDIX.—TABLE XVII.

The Expenditure of District Asylum Authorities during the Financial Year 1931-1932 in Providing, Building, Repairing, and Fitting up and Furnishing District Asylums; and the amount of Monies Borrowed by District Asylum Authorities under the provisions of the Act 20 & 21 Vict., c. 71.

DISTRICT ASYLUMS.	EXPENDITURE.										DEDUCTIONS.										Amount of Monies Borrowed remaining due at 15th May 1932.	20. £	21. £
	Land.		Improvements, Alterations, Additions.				Debt Charges		Bank Interest and Inter- est on Temporary Loans (Balance).	Expenses of General Management.	Gross Expenditure.	Bank and Other Interest (Balance).		Rents from Tenants of Houses, etc.	Rental for Lodging of Private Patients.	Transfers from Farm Account.		Other Deductions.	Total Deductions.				
			Asylum Grounds and Buildings.	Farm Ground and Buildings.	Tradesmen's Wages.	Furniture and Fittings.										Interest on Monies Borrowed.	16. Interest on Un- repaid Outlay for Farm Stock.			17. £			
	1. Purchase of Land.	2. Rent of Land.					3. Rate, Taxes, Fen- duity, Tipends.	4. £	5. £	6. £	7. £	8. £	9. £	10. £	11. £			12. £	13. £				
1. Aberdeen	106	12	17,950	43,028	1,161	46,640	530	26,349	826	9,921	146,523	257	12,333	3,866	5,907	286	1,812	24,461	122,062	463,093	58,504		
2. Argyll	...	...	...	...	...	...	...	...	...	...	...	...	...	...	...	...	...	...	...	...	...		
3. Ayr	...	...	...	...	...	...	...	...	...	...	...	...	...	...	...	...	...	...	...	...	...		
4. Banff	...	...	...	...	...	...	...	...	...	...	...	...	...	...	...	...	...	...	...	...	...		
5. Dundee	...	...	...	...	...	...	...	...	...	...	...	...	...	...	...	...	...	...	...	...	...		
6. East Lothian.	...	...	...	...	...	...	...	...	...	...	...	...	...	...	...	...	...	...	...	...	...		
7. Edinburgh	...	...	...	...	...	...	...	...	...	...	...	...	...	...	...	...	...	...	...	...	...		
8. Fife	...	...	...	...	...	...	...	...	...	...	...	...	...	...	...	...	...	...	...	...	...		
9. Glasgow (Gartloch)	...	...	...	...	...	...	...	...	...	...	...	...	...	...	...	...	...	...	...	...	...		
10. Glasgow (Woodilee)	...	...	...	...	...	...	...	...	...	...	...	...	...	...	...	...	...	...	...	...	...		
11. Govan	...	...	...	...	...	...	...	...	...	...	...	...	...	...	...	...	...	...	...	...	...		
12. Inverness	...	...	...	...	...	...	...	...	...	...	...	...	...	...	...	...	...	...	...	...	...		
13. Kirklands	...	...	...	...	...	...	...	...	...	...	...	...	...	...	...	...	...	...	...	...	...		
14. Lanark	...	...	...	...	...	...	...	...	...	...	...	...	...	...	...	...	...	...	...	...	...		
15. Midlothian	...	...	...	...	...	...	...	...	...	...	...	...	...	...	...	...	...	...	...	...	...		
16. Morayshire	...	...	...	...	...	...	...	...	...	...	...	...	...	...	...	...	...	...	...	...	...		
17. Paisley	...	...	...	...	...	...	...	...	...	...	...	...	...	...	...	...	...	...	...	...	...		
18. Perth	...	...	...	...	...	...	...	...	...	...	...	...	...	...	...	...	...	...	...	...	...		
19. Renfrew	...	...	...	...	...	...	...	...	...	...	...	...	...	...	...	...	...	...	...	...	...		
20. Roxburgh	...	...	...	...	...	...	...	...	...	...	...	...	...	...	...	...	...	...	...	...	...		
21. Stirling	...	...	...	...	...	...	...	...	...	...	...	...	...	...	...	...	...	...	...	...	...		
Totals	106	12	17,950	43,028	1,161	46,640	530	26,349	826	9,921	146,523	257	12,333	3,866	5,907	286	1,812	24,461	122,062	463,093	58,504		

\* Rents or Fen-dues of farm lands proper appear in Table XVI.

† Under this heading appears such expenditure as is required for the complete equipment of the Asylum and additions thereto, and for articles rendered necessary by increase of population.

† Includes cost of materials.



## APPENDIX—MENTAL DEFICIENCY—TABLE No. 1.

Number of Defectives on the Register at 1st January of each year, and the numbers placed on and removed from the Register during each year.

YEARS.	1.		2.				3.		4.			
	Total Registered Mental Defectives at 1st January.		Distribution of Mental Defectives shown in Column 1.				Number admitted to Register during the Year.		Number removed from Register during the year.			
			In Institutions.		Under Guardian- ship in Private Dwellings.				On Discharge.		By Death.	
	M.	F.	M.	F.	M.	F.	M.	F.	M.	F.	M.	F.
1915 . . .	151	144	114	93	37	51	547	486	45	17	36	27
1916 . . .	617	586	480	412	137	174	227	213	98	78	31	26
1917 . . .	715	695	515	475	200	220	188	184	72	59	35	22
1918 . . .	796	798	568	523	228	275	225	154	102	73	64	54
1919 . . .	855	825	621	534	234	291	171	176	89	77	40	43
Average of 5 Years . . .	627	610	460	407	167	202	272	243	81	61	41	34
1920 . . .	897	881	647	576	250	305	226	202	131	100	45	27
1921 . . .	947	956	663	605	284	351	197	194	81	104	35	28
1922 . . .	1028	1018	695	620	333	398	208	261	112	175	30	30
1923 . . .	1094	1074	715	643	379	431	211	176	108	93	25	21
1924 . . .	1172	1136	752	682	420	454	187	214	104	92	40	21
Average of 5 Years . . .	1028	1013	694	625	333	388	206	209	107	113	35	25
1925 . . .	1215	1237	768	731	447	506	233	194	110	93	30	22
1926 . . .	1308	1316	823	786	485	530	201	154	94	64	29	28
1927 . . .	1386	1378	883	829	503	549	162	154	66	48	31	20
1928 . . .	1451	1464	924	904	527	560	162	118	97	67	27	17
1929 . . .	1489	1498	947	938	542	560	240	342	183	263	27	22
Average of 5 Years . . .	1370	1379	869	838	501	541	200	192	110	107	29	22
1930 . . .	1519	1555	974	991	545	564	284	207	125	89	26	26
1931 . . .	1652	1647	1083	1092	569	555	196	138	82	65	33	23
1932 . . .	1733	1697	1139	1118	594	579	293	239	77	56	31	36
1933 . . .	1918	1844	1269	1218	649	626	...	...	...	...	...	...



## APPENDIX—MENTAL DEFICIENCY—TABLE No. II.

The Number on the Register of Rate-Aided Mental Defectives of each sex chargeable to each County and Large Burgh in Scotland on 1st January 1933 and the manner of their distribution, also the number per 100,000 of the population.

1.  COUNTIES.	2.  Population in 1931.	3.  Number of Registered Rate-Aided Mental Defectives at 1st January 1933.	4.  Distribution of the Numbers of Rate-Aided Mental Defectives shown in Column 3.						5.  Number of Registered Rate-Aided Mental Defectives per 100,000 of the Population.		
			In Certified Institutions.			Under Guardianship in Private Dwellings.					
			M.	F.	T.	M.	F.	T.			
1. Aberdeen	145,594	56	45	101	33	18	51	23	27	50	69.4
2. Angus	76,970	20	27	47	11	16	27	9	11	20	61.1
3. Argyll	63,014	8	11	19	6	2	8	2	9	11	30.2
4. Ayr	210,299	49	61	110	15	25	40	34	36	70	52.3
5. Banff	54,835	16	28	44	3	7	10	13	21	34	80.2
6. Berwick	26,601	7	9	16	...	5	5	7	4	11	60.1
7. Bute	18,822	2	2	4	1	...	1	1	2	3	21.3
8. Caithness	25,656	12	5	17	1	...	1	11	5	16	66.3
9. Clackmannan	31,947	8	10	18	7	9	16	1	1	2	56.3
10. Dumfries	58,265	10	13	23	9	8	17	1	5	6	39.5
11. Dunbarton	79,242	19	13	32	12	11	23	7	2	9	40.4
12. East Lothian.	47,369	6	9	15	4	5	9	2	4	6	31.7
13. Fife	197,433	57	42	99	32	18	50	25	24	49	50.1
14. Inverness	59,500	30	23	53	3	7	10	27	16	43	89.1
15. Kincardine	27,441	5	9	14	4	4	8	1	5	6	51.0
16. Kirkcudbright	30,341	12	13	25	7	9	16	5	4	9	82.4
17. Lanark	300,813	90	82	172	68	55	123	22	27	49	57.2
18. Midlothian	87,279	18	23	41	12	11	23	6	12	18	47.0
19. Moray and Nairn	49,099	19	20	39	3	13	16	16	7	23	49.4
20. Orkney	22,075	3	4	7	...	2	2	3	2	5	31.7
21. Peebles	15,050	3	1	4	3	...	3	...	1	1	26.6
22. Perth and Kinross.	93,419	22	24	46	19	17	36	3	7	10	49.2
23. Renfrew	103,606	29	15	44	20	12	32	9	3	12	42.5
24. Ross	62,802	22	14	36	3	1	4	19	13	32	57.3
25. Roxburgh	45,787	11	12	23	6	5	11	5	7	12	50.2
26. Selkirk.	22,608	3	10	13	1	5	6	2	5	7	57.5
27. Stirling	107,289	19	18	37	16	10	26	3	8	11	34.5
28. Sutherland	16,100	10	9	19	...	2	2	10	7	17	118.0
29. West Lothian	81,426	32	25	57	22	22	44	10	3	13	70.0
30. Wigtown	29,299	13	9	22	...	...	...	13	9	22	75.1
31. Zetland	21,410	2	1	3	...	...	...	2	1	3	14.0



The Number on the Register of Rate-Aided Mental Defectives of each sex chargeable to each County and Large Burgh in Scotland on 1st January 1933, and the manner of their distribution, also the number per 100,000 of the population.

1.	2.	3.	4.				5.		
LARGE BURGHS.	Population in 1931.	Number of Registered Rate-Aided Mental Defectives at 1st January 1933.	Distribution of the Numbers of Rate-Aided Mental Defectives shown in Column 3.				Number of Registered Rate-Aided Mental Defectives per 100,000 of the Population.		
			In Certified Institutions.			Under Guardianship in Private Dwellings.			
			M.	F.	T.	M.	F.	T.	
1. Aberdeen	167,259		30	26	56	18	9	27	33.5
2. Airdrie	25,954		4	1	5	3	...	3	19.3
3. Arbroath	17,637		2	6	8	1	2	3	45.4
4. Ayr	36,784		2	4	6	...	2	2	16.3
5. Clydebank	46,963		12	7	19	2	6	8	40.5
6. Coatbridge	43,056		14	20	34	9	12	21	79.0
7. Dumbarton	21,546		3	1	4	3	1	4	18.6
8. Dumfries	22,795		2	...	2	1	...	1	8.8
9. Dundee	175,583		15	18	33	13	16	29	18.8
10. Dunfermline	34,954		11	15	26	1	5	6	74.4
11. Edinburgh	438,998		213	209	422	181	163	344	96.1
12. Falkirk	36,565		9	9	18	9	9	18	49.2
13. Glasgow	1,088,417		771	790	1,561	532	565	1,097	143.4
14. Greenock	78,948		19	17	36	17	17	34	45.6
15. Hamilton	37,863		5	5	10	5	5	10	26.4
16. Inverness	22,582		5	4	9	1	2	3	39.9
17. Kilmarnock	38,099		3	1	4	2	1	3	10.5
18. Kirkcaldy	43,874		14	9	23	10	5	15	52.4
19. Motherwell and Wishaw	64,708		16	21	37	14	18	32	57.2
20. Paisley	86,441		40	29	69	27	24	51	79.9
21. Perth	34,807		10	7	17	8	5	13	48.8
22. Port-Glasgow	19,580		...	2	2	...	1	1	10.2
23. Rutherglen	25,157		13	4	17	7	1	8	67.6
24. Stirling	22,593		4	3	7	1	3	4	31.0
Totals in Large Burghs.	2,631,163		1217	1208	2425	865	872	1737	92.2
Totals in Counties (Brought forward)	2,211,391		613	587	1200	321	299	620	54.3
GENERAL TOTALS	4,842,554		1830	1795	3625	1186	1171	2357	74.9



## APPENDIX—MENTAL DEFICIENCY—TABLE No. III.

The Number of Private and Rate-Aided Defectives of each sex in each of the Certified Institutions on 1st January 1933, and the changes which have taken place during the year 1932, also the rate of board in each Institution.

Name of Institution.	Address.	Name of Superintendent.	Weekly Rate of Board for Maintenance of Rate-Aided Mental Defectives.	Number of Defectives Resident at 1st January 1933.				Admissions during 1932.				Discharges during 1932.				Deaths during 1932.																																																																																																																																																																																																																																																																																																																																																																																																																																																																																																																																																																																																																																																																																																																																																																																																																																																																																																																																																																														
				Private.		Aided.	Total.	Private.		Aided.	Total.	Private.		Aided.	Total.	Private.		Aided.	Total.																																																																																																																																																																																																																																																																																																																																																																																																																																																																																																																																																																																																																																																																																																																																																																																																																																																																																																																																																																											
				M.	F.			M.	F.			M.	F.			M.	F.			M.	F.																																																																																																																																																																																																																																																																																																																																																																																																																																																																																																																																																																																																																																																																																																																																																																																																																																																																																																																																																																									
Baldovan	Near Dundee	Dr. Forbes	19	3	5	3	182	131	321	...	2	22	17	41	...	12	4	16	...	...	...	...	...	...	...	...	...	...	...	...	...	...	...	...	...	...	...	...	...	...	...	...	...	...	...	...	...	...	...	...	...	...	...	...	...	...	...	...	...	...	...	...	...	...	...	...	...	...	...	...	...	...	...	...	...	...	...	...	...	...	...	...	...	...	...	...	...	...	...	...	...	...	...	...	...	...	...	...	...	...	...	...	...	...	...	...	...	...	...	...	...	...	...	...	...	...	...	...	...	...	...	...	...	...	...	...	...	...	...	...	...	...	...	...	...	...	...	...	...	...	...	...	...	...	...	...	...	...	...	...	...	...	...	...	...	...	...	...	...	...	...	...	...	...	...	...	...	...	...	...	...	...	...	...	...	...	...	...	...	...	...	...	...	...	...	...	...	...	...	...	...	...	...	...	...	...	...	...	...	...	...	...	...	...	...	...	...	...	...	...	...	...	...	...	...	...	...	...	...	...	...	...	...	...	...	...	...	...	...	...	...	...	...	...	...	...	...	...	...	...	...	...	...	...	...	...	...	...	...	...	...	...	...	...	...	...	...	...	...	...	...	...	...	...	...	...	...	...	...	...	...	...	...	...	...	...	...	...	...	...	...	...	...	...	...	...	...	...	...	...	...	...	...	...	...	...	...	...	...	...	...	...	...	...	...	...	...	...	...	...	...	...	...	...	...	...	...	...	...	...	...	...	...	...	...	...	...	...	...	...	...	...	...	...	...	...	...	...	...	...	...	...	...	...	...	...	...	...	...	...	...	...	...	...	...	...	...	...	...	...	...	...	...	...	...	...	...	...	...	...	...	...	...	...	...	...	...	...	...	...	...	...	...	...	...	...	...	...	...	...	...	...	...	...	...	...	...	...	...	...	...	...	...	...	...	...	...	...	...	...	...	...	...	...	...	...	...	...	...	...	...	...	...	...	...	...	...	...	...	...	...	...	...	...	...	...	...	...	...	...	...	...	...	...	...	...	...	...	...	...	...	...	...	...	...	...	...	...	...	...	...	...	...	...	...	...	...	...	...	...	...	...	...	...	...	...	...	...	...	...	...	...	...	...	...	...	...	...	...	...	...	...	...	...	...	...	...	...	...	...	...	...	...	...	...	...	...	...	...	...	...	...	...	...	...	...	...	...	...	...	...	...	...	...	...	...	...	...	...	...	...	...	...	...	...	...	...	...	...	...	...	...	...	...	...	...	...	...	...	...	...	...	...	...	...	...	...	...	...	...	...	...	...	...	...	...	...	...	...	...	...	...	...	...	...	...	...	...	...	...	...	...	...	...	...	...	...	...	...	...	...	...	...	...	...	...	...	...	...	...	...	...	...	...	...	...	...	...	...	...	...	...	...	...	...	...	...	...	...	...	...	...	...	...	...	...	...	...	...	...	...	...	...	...	...	...	...	...	...	...	...	...	...	...	...	...	...	...	...	...	...	...	...	...	...	...	...	...	...	...	...	...	...	...	...	...	...	...	...	...	...	...	...	...	...	...	...	...	...	...	...	...	...	...	...	...	...	...	...	...	...	...	...	...	...	...	...	...	...	...	...	...	...	...	...	...	...	...	...	...	...	...	...	...	...	...	...	...	...	...	...	...	...	...	...	...	...	...	...	...	...	...	...	...	...	...	...	...	...	...	...	...	...	...	...	...	...	...	...	...	...	...	...	...	...	...	...	...	...	...	...	...	...	...	...	...	...	...	...	...	...	...	...	...	...	...	...	...	...	...	...	...	...	...	...	...	...	...	...	...	...	...	...	...	...	...	...	...	...	...	...	...	...	...	...	...	...	...	...	...	...	...	...	...	...	...	...	...	...	...	...	...	...	...	...	...	...	...	...	...	...	...	...	...	...	...	...	...	...	...	...	...	...	...	...	...	...	...	...	...	...	...	...	...	...	...	...	...	...	...	...	...	...	...	...	...	...	...	...	...	...	...	...	...	...	...	...	...	...	...	...	...	...	...	...	...	...	...	...	...	...	...	...	...	...	...	...	...	...	...	...	...	...	...	...	...	...	...	...	...	...	...	...	...	...	...	...	...	...	...	...	...	...	...	...	...	...	...	...	...	...	...	...	...	...	...	...	...	...	...	...	...	...	...	...	...	...	...	...	...	...	...	...	...	...	...	...	...</

Printed under the Authority of HIS MAJESTY'S STATIONERY OFFICE by  
MORRISON & GIBB LIMITED, Printers, Tanfield, Edinburgh





# TWENTIETH ANNUAL REPORT OF THE GENERAL BOARD OF CONTROL FOR SCOTLAND

For the Year 1933

*Presented by the Secretary of State for Scotland  
to Parliament by Command of His Majesty*

EDINBURGH

PUBLISHED BY HIS MAJESTY'S STATIONERY OFFICE

To be purchased directly from H.M. STATIONERY OFFICE at the following addresses  
120 George Street, Edinburgh, 2; Adastral House, Kingsway, London, W.C.2  
York Street, Manchester, 1; 1 St. Andrew's Crescent, Cardiff  
80 Chichester Street, Belfast  
or through any Booksellers

1934

Price 1s. 3d. Net



## Relative Government Publications.

### **Occupational Therapy for Mental Patients.**

Memorandum on.

Price 6d. net. Post Free, 7d.

### **Sterilization.**

Report of the Departmental Committee, January 1934.

The Committee was appointed to examine and report on the information already available regarding the hereditary transmission and other causes of mental disorder and deficiency and to consider the value of sterilization as a preventive measure.

Cmd. 4485. Price 2s. net. Post Free, 2s. 2d.

### **Mental Treatment.**

Report of the Proceedings of the Conference between The Board of Control and Visiting Committees and Medical Superintendents of County and Borough Mental Hospitals, Representatives of Local Authorities, Medical Superintendents of Registered Mental Hospitals, and certain others: To consider the steps to be taken for bringing into effective operation the powers conferred by the Mental Treatment Act, 1930.

Price 2s. net. Post Free, 2s. 2d.

### **General Board of Control for Scotland.**

Nineteenth Annual Report for the year 1932.

Cmd. 4431. Price 1s. 3d. net. Post Free, 1s. 5d.

### **The Board of Control, England and Wales.**

Nineteenth Annual Report, 1932.

Part I. Mental Disorders. Mental Deficiency, etc.

Price 2s. net. Post Free, 2s. 2d.

Part II. Scientific Research Work in 1932.

Price 3s. net. Post Free, 3s. 3d.

Twentieth Annual Report, 1933.

Part I. Price 2s. net. Post Free, 2s. 2d.

### **On the State of the Public Health.**

Being the Annual Report of the Chief Medical Officer of the Ministry of Health for the year 1933. A general survey of the field of public health, containing chapters on General Epidemiology, Tuberculosis, Venereal Disease, Poor Law Medical Service, Local Sanitation and Environmental Hygiene, Medical Intelligence, Investigation, and International Health, etc.


Price 4s. 6d. net. Post Free, 4s. 10d.

OBTAINABLE FROM

**His Majesty's Stationery Office**

AT THE ADDRESSES ON THE COVER OF THIS REPORT.





# TWENTIETH ANNUAL REPORT OF THE GENERAL BOARD OF CONTROL FOR SCOTLAND

For the Year 1933

*Presented by the Secretary of State for Scotland  
to Parliament by Command of His Majesty*

EDINBURGH

PUBLISHED BY HIS MAJESTY'S STATIONERY OFFICE

To be purchased directly from H.M. STATIONERY OFFICE at the following addresses  
120 George Street, Edinburgh, 2; Adastral House, Kingsway, London, W.C.2  
York Street, Manchester, 1; 1 St. Andrew's Crescent, Cardiff  
80 Chichester Street, Belfast  
or through any Booksellers

1934

Price 1s. 3d. Net



# CONTENTS OF THE REPORT.

## Departmental Changes—

	PAGE
Death of Sheriff J. R. N. Macphail, K.C., and appointment of Sheriff George Morton, K.C. . . . .	vii
Retirement of Dr. H. Ferguson Watson and appointment of Dr. W. N. J. Chapman. . . . .	ib

## I. NUMBER AND DISTRIBUTION OF THE INSANE AT 1ST

JANUARY 1934 . . . . .	ib
------------------------	----

Increase in Pauper Lunacy . . . . .	viii
-------------------------------------	------

Changes in Number and Distribution during 1933 . . . . .	ib
--	----

Changes from Pauper to Private Class, and <i>vice versa</i> . . . . .	ix
---	----

## II. STATISTICS OF ESTABLISHMENTS FOR LUNATICS . . . . .

Admissions to Establishments . . . . .	ib
--	----

(1) <i>Direct under Sheriff's Order, Sanction of the Board, or other Statutory Authority</i> . . . . .	ib
--	----

(2) <i>By Transfer</i> . . . . .	ib
----------------------------------	----

(3) <i>Voluntary</i> . . . . .	x
--------------------------------	---

Discharges from Establishments . . . . .	ib
--	----

(1) <i>Recovered</i> . . . . .	ib
--------------------------------	----

(2) <i>Unrecovered</i> . . . . .	ib
----------------------------------	----

Deaths in Establishments . . . . .	ib
------------------------------------	----

Removals from Establishments on Probation . . . . .	ib
---	----

Orders granted by Sheriffs during the Year . . . . .	ib
--	----

Licences granted by the Board for Establishments . . . . .	xi
--	----

Changes among Attendants and Servants in Establishments . . . . .	ib
---	----

Escapes from Establishments . . . . .	ib
---------------------------------------	----

Accidents in Establishments . . . . .	ib
---------------------------------------	----

## III. POSITION OF LUNACY DISTRICTS AND PRESENT CONDI- TION OF ESTABLISHMENTS FOR THE INSANE . . . . .

Different Classes of Establishments . . . . .	xii
---	-----

	ib
--	----

## IV. PATIENTS IN PRIVATE DWELLINGS . . . . .

Continued Decrease in the number under Private Care . . . . .	xx
---	----

Number of Private Lunatics in Private Dwellings . . . . .	ib
---	----

Number of Pauper Lunatics in Private Dwellings . . . . .	ib
--	----

General Reports on the Visitation of Patients . . . . .	ib
---	----

## V. SOCIETIES FOR ASSISTING DEFECTIVES WHILST NOT IN INSTITUTIONS . . . . .



	PAGE
VI. EXPENDITURE BY LOCAL AUTHORITIES ON PAUPER LUNATICS . . . . .	xxxiv
Expenditure by Local Authorities. . . . .	ib
Repayments by Relatives . . . . .	ib
Average Charges of each Mode of Provision for Pauper Lunatics . . . . .	xxxv
VII. DANGEROUS LUNATICS . . . . .	ib
VIII. REMOVALS TO OTHER COUNTRIES . . . . .	ib
IX. LUNATICS UNDER JUDICIAL FACTORS . . . . .	ib
X. NUMBER AND DISTRIBUTION OF MENTAL DEFECTIVES AT 1st JANUARY 1934 . . . . .	xxxvi
XI. STATISTICS OF INSTITUTIONS FOR MENTAL DEFECTIVES . . . . .	ib
Condition of Defectives under Guardianship . . . . .	xxxvii
XII. EXPENDITURE ON AIDED MENTAL DEFECTIVES . . . . .	xxxviii



## APPENDIX.

	PAGE
Table showing (a) the Population and the proportion of Registered Lunatics. (b) The Numbers of Private, Pauper, and Criminal Lunatics, distinguishing between the sexes, and the different modes of disposal of Private and Pauper Lunatics . . . . .	1
Table showing (a) Number of Lunatics on Register at 1st January of each year. The numbers placed on and removed from the Register during each year. The excess or decrease of registered Lunatics. (b) The numbers of Lunatics registered each year, who had never previously been registered. (c) Average number of Lunatics on Register during each year, and the percentage of deaths among them . . . . .	2
Table showing the Numbers of Private and Pauper Lunatics resident in Royal, District, Private, and Parochial Asylums, and in Lunatic Wards of Poorhouses, on 31st December of each year from 1920 to 1933; the Numbers thereinto Admitted; the Numbers therefrom Discharged Recovered and Not Recovered; the Numbers Transferred from one Establishment to another; and the Numbers that Died therein in each of the said years . . . . .	3
Table showing the Results of Treatment in different classes of Establishments for each year from 1920 to 1933. (a) Royal and District Asylums; (b) Private Asylums; (c) Parochial Asylum (Lunatic Wards of Poorhouse with Unrestricted Licence); (d) Lunatic Wards of Poorhouses with Restricted Licences; (e) The Statistics of Pauper Lunatics in Private Dwellings for fourteen years, 1920-1933 . . . . .	4
Table showing the Numbers of Private and Pauper Lunatics and the Number of Private and Rate-Aided Voluntary Boarders of each Sex, in each Royal and District Asylum, Private Asylum, Parochial Asylum, and Licensed Poorhouse in Scotland, on 1st January 1934, and the accommodation in these Establishments . . . . .	9
Table showing the Number of Pauper Lunatics chargeable to each Lunacy District, who were resident in Establishments or in Private Dwellings respectively, on 1st January of each year from 1921-1934 . . . . .	11
Table showing the Number of Pauper Lunatics of each Sex chargeable to each County and large Burgh in Scotland on 1st January 1934, and the manner of their disposal . . . . .	16
Table showing the Manner in which the Pauper Lunatics chargeable to each County and large Burgh, placed on the Register of the Board during 1933, were disposed of, and the Changes that have taken place during the year in the Disposal of those on the Register on 1st January of that year . . . . .	18
Table showing the Number of Orders granted by the Sheriffs for Admission of Lunatics into any Public, Private, District, or Parochial Asylum or House, stating the Asylum or House to which such Order was sent, during the year ended 31st December 1933 . . . . .	20
Table showing Average Number of Patients Resident, and the Results of Treatment in each Asylum or other Establishment, for the year 1933. (a) Royal and District Asylums; (b) Private Asylums; (c) Parochial Asylum (Lunatic Wards of Poorhouse with Unrestricted Licence); (d) Lunatic Wards of Poorhouses with Restricted Licences . . . . .	22
Table showing the Number of Licences granted by the Board for the Continuance, Establishment, or Renewal of Private Asylums, Lunatic Wards of Poorhouses, and Institutions for Mental Defectives, and the Transfer of any such Licence from any one Establishment to another, during the year ended 31st December 1933 . . . . .	25



	PAGE
Tables showing (i) Classification of all recorded Causes of Death of Private Patients who Died in Asylums and other Establishments in the year 1932, and (ii) Classification of all recorded Causes of Death of Pauper Patients who died in Asylums and other Establishments in the year 1933 . . . . .	26
Table showing the Weekly Rates of Board in Royal and District Asylums, and the estimated Weekly Cost of Patients in Parochial Asylums and Poorhouses during the year ending 15th May 1934 . . . . .	30
Table showing the Expenditure on the Maintenance and Management of District Asylums, the Quantities of the various articles of Dietary, and of Tobacco supplied to each Patient, and the Cost per Patient of the various items of maintenance during the Financial year 1932-33 . . . . .	32
Table showing the Quantities and Estimated Values of Articles supplied to District Asylums from Asylum Farms and Gardens during the Financial year 1932-33, and Prices at which the Produce supplied has been estimated . . . . .	38
Table showing the Acreage of Farms attached to District Asylums; Receipts and Expenses of such Farms and of Gardens during the Financial year 1932-33, and Profit or Loss shown on the year's transactions . . . . .	39
Table showing the Expenditure of District Asylum Authorities during the Financial year 1932-33 in Providing, Building, Repairing, Fitting-up, and Furnishing District Asylums; and the amount of Monies Borrowed by District Asylum Authorities under the provisions of the Act 20 and 21 Vict. c. 71 . . . . .	40
Table showing the Number of Defectives on the Register at 1st January of each year, and the numbers placed on and removed from the Register during each year . . . . .	41
Table showing the Number on the Register of Rate-Aided Mental Defectives of each Sex chargeable to each County and large Burgh in Scotland on 1st January 1934, and the manner of their distribution; also the numbers per 100,000 of the population . . . . .	42
Table showing the Numbers of Private and Rate-Aided Defectives of each Sex in each of the Certified Institutions on 1st January 1934, and the changes which have taken place during the year 1933; also the rate of board in each Institution . . . . .	44
Circular issued to Public Assistance Officers regarding the circumstances in which Liberation on Probation should be applied for . . . . .	45



1841

18

20

22

24

26

28

30

32

34

36

38

40

42

44

46

48



# Twentieth Annual Report.

---

TO THE RIGHT HONOURABLE  
**SIR GODFREY COLLINS,**  
K.B.E., C.M.G., M.P.,

*One of His Majesty's Principal Secretaries of State.*

GENERAL BOARD OF CONTROL FOR SCOTLAND,  
EDINBURGH.

SIR,

We, the General Board of Control for Scotland, have the honour to present our Twentieth Annual Report on the Condition and Management of Lunatics and Lunatic Asylums, and on the Protection and Control of Mental Defectives in Scotland.

We have to record with deep regret the death, since the issue of our last Report, of Sheriff J. R. N. Macphail, K.C., who has been a member of the Board since 1920. During that period he applied himself unsparingly to the work of the Board, and his wide legal knowledge and the soundness of his judgment were of signal service both in their deliberations and in their relations with Local Authorities.

The vacancy thus caused has been filled by the appointment of Mr. George Morton, K.C., Sheriff of Aberdeen, Kincardine and Banff.

We have also to record with regret the retirement of Dr. H. Ferguson Watson, who has been a Deputy Commissioner for over 14 years. His services during that period were marked by ability and unstinted devotion in the interests of psychiatry, particularly in connection with the care of the insane under private guardianship. The vacancy caused by Dr. Ferguson Watson's retirement has been filled by the appointment of Dr. William N. J. Chapman, an Assistant Medical Officer at the Lanark District Asylum.

## I.—NUMBER AND DISTRIBUTION OF THE INSANE AT 1st JANUARY 1934.

On 1st January of the present year, exclusive of insane persons maintained at home by their natural guardians, there were in Scotland 19,538 insane persons, of whom we had official cognizance, including the inmates of Training Schools for Imbecile Children who have not been certified under the Mental Deficiency Act and of the Criminal Lunatic Department of Perth



Prison. Of these 2823 were maintained from private sources, 16,638 from the rates, and 77 at the expense of the State. As the total number at 1st January 1933 was 19,411, an increase of 127 has taken place during the past year.

The following table shows the number and distribution of the insane of each sex in the different classes of establishments and in private dwellings at 1st January 1934, distinguishing between private and pauper patients:—

MODE OF DISTRIBUTION.	Male.	Female.	Total.	PRIVATE.			PAUPER.		
				M.	F.	T.	M.	F.	T.
In Royal Asylums . . . . .	1657	1864	3,521	854	1031	1885	803	833	1,636
„ District Asylums . . . . .	6960	6321	13,281	585	212	797	6375	6109	12,484
„ Private Asylums . . . . .	10	29	39	10	29	39	...	...	...
„ Parochial Asylum, i.e., Lunatic Wards of Poorhouse with unrestricted Licence† . . . . .	143	109	252	7	...	7	136	109	245
„ Lunatic Wards of Poorhouses with restricted Licences . . . . .	500	476	976	1	...	1	499	476	975
„ Private Dwellings . . . . .	621	732	1,353	22	41	63	599	691	1,290
„ Criminal Lunatic Department of Perth Prison . . . . .	9891	9531	19,422	1479	1313	2792	8412	8218	16,630
„ Training Schools . . . . .	70	7	77	...	...	...	...	...	...
„ . . . . .	22	17	*39	18	13	31	4	4	8
TOTALS . . . . .	9983	9555	19,538	1497	1326	2823	8416	8222	16,638

† Greenock Parochial Asylum is now the only Asylum of this class.  
\* In addition to these there were 927 inmates certified under the Mental Deficiency Act.

The general results during 1933, as compared with 1932, are, in regard to registered\* lunatics, as follows:—(1) There was a total increase of 120,

\* The inmates of Training Schools for Imbeciles and of the Criminal Lunatic Department of Perth Prison are recorded in separate books, and, not being on the Board's General Register of Lunatics, are not included in this statement.



due to a decrease of private patients by 10, and an increase of pauper patients by 130. (2) The total increase of 120 resulted from an increase of the number in establishments by 154, and a decrease of the number in private dwellings by 34. (3) The increased number of 154 in establishments arose from a decrease of 4 private patients and an increase of 158 pauper patients. (4) The decreased number of 34 in private dwellings arose from a decrease of 6 private patients and a decrease of 28 pauper patients.

#### CHANGES FROM THE PAUPER TO THE PRIVATE CLASS, AND *vice versa*.

It must be kept in view, in connection with the statistical tables giving the number of lunatics classified into private and pauper patients, that each patient does not necessarily continue till his discharge in the class to which he belonged on being placed on the Board's register. The results shown depend partly on the number of persons who, while continuing on the Board's register, cease to be private patients and become paupers, and *vice versa*.

## II.—STATISTICS OF ESTABLISHMENTS FOR LUNATICS

(See Tables on Pages 1 to 24 of Appendix to Report).

### ADMISSIONS TO ESTABLISHMENTS.

- (1) *Admissions directly under a Sheriff's Order†, the sanction of the Board, or other Statutory Authority.*

In arriving at the number of persons admitted to establishments who thereby add to the gross number of asylum patients, the number of admissions which refer to a mere transfer from one establishment to another must be deducted.

(a) The total number of patients admitted to establishments (excluding transfers) during 1933 was 2862, which is 81 more than in the previous year and 310 less than the average for the quinquennium 1925-29.

(b) The number of private patients admitted last year was 431, which is 35 more than in the preceding year and 39 less than the average for the quinquennium 1925-29. The pauper patients admitted to establishments numbered 2431, which is 46 more than in the preceding year, and 271 less than the average for the quinquennium 1925-29.

The number of patients who had never previously been registered, and who were admitted for the first time to establishments for the insane in Scotland during 1933 was 2210—359 private patients and 1851 pauper patients.

The number of private patients admitted for the first time is 10 more than in the preceding year. The number of pauper patients who had never previously been registered is 31 more than in 1932.

- (2) *Admissions by Transfer.*

The number of patients transferred from one establishment to another during 1933 was 354, which is 115 more than the previous year and 92 more than the average for the five years 1925-29.

† NOTE.—Persons admitted to an asylum can be detained only by Order of the Sheriff or of the Secretary of State.



(3) *Admission of Voluntary Patients.*

Voluntary patients are persons who, with the sanction of the Board, granted on a simple application signed by the patient, voluntarily enter asylums for treatment of mental disorder. They cannot be detained for more than three days after giving notice of their intention or desire to leave. They are not certified as insane and are not registered as lunatics, but a record is made of their names and other particulars regarding them. The whole number of such persons admitted into asylums in 1933 was 801. The average number admitted for the ten years 1924-33 was 693. The number resident in each asylum on 1st January 1934 is shown in Table V. of the Appendix. The total number resident was 1088.

## DISCHARGES FROM ESTABLISHMENTS.

(1) *Discharges of the Recovered.*

During 1933, 140 private patients were discharged recovered, which is 27 less than the number in the preceding year and 36 less than the average of the five years 1925-29. The number of pauper patients discharged recovered was 923, which is 67 more than in the preceding year, and 37 less than the average for the five years 1925-29.

(2) *Discharges of the Unrecovered.*

The number of private patients discharged unrecovered, excluding transfers, during 1933, was 91, which is 16 less than last year and 34 less than the average of the five years 1925-29. The number of pauper patients discharged unrecovered was 206, which is 78 less than the number so discharged in the preceding year, and is 66 less than the average for the five years 1925-29.

## DEATHS IN ESTABLISHMENTS.

The number of private patients who died in establishments during 1933 was 200, which is 18 less than last year and 42 less than the average of the five years 1925-29. The number of pauper patients who died was 1148, which is 21 less than last year and 62 less than the average of the five years 1925-29.

The death-rate for private and pauper patients in establishments per cent. of the average number resident for the year 1933 was 7.5, as compared with 7.7 in the previous year.

The causes of death are shown in Table XII. of the Appendix.

## REMOVALS FROM ESTABLISHMENTS ON STATUTORY PROBATION.

At 1st January 1933, 70 patients were absent from asylums on probation, with the sanction of the Board. Of these, 39 have been finally discharged as recovered, 12 were sent back, and 19 remained, on the expiry of the probationary period, under the care of friends. In the course of 1933, 146 patients were discharged on probation. Of these, 11 have been finally discharged as recovered, 3 whose period of probation has expired remain under the care of friends, 37 have been returned to asylums, and 3 died. The number still on probation at the close of the year was 92.

## SHERIFFS' ORDERS.

The table on pages 20 and 21 of the Appendix gives the statutory return exhibiting the number of orders granted by Sheriffs for the admission of



lunatics into any Public, Private, District or Parochial Asylum, or House, stating the Asylum or House to which such order referred, during the year ended 31st December 1933. The number of orders granted during the year was 2775.

#### LICENCES GRANTED BY THE BOARD FOR ESTABLISHMENTS.

The number of licences granted by us for the continuance or establishment of private asylums, lunatic wards of poorhouses, and certified institutions for mental defectives, and the transfer of any licence from one establishment to another, during the year ended 31st December 1933, are shown in Table XI. of the Appendix.

#### CHANGES AMONG ATTENDANTS AND SERVANTS IN ESTABLISHMENTS.

The number of attendants and servants who left, were dismissed, or died, during 1933, was 1603, which is 240 more than the number for the previous year. The number who resigned their situations voluntarily is 1036, which is 136 more than last year.

In addition to the 1036 who resigned voluntarily, 85 left on account of ill-health, 15 died during their term of service, 170 left without notice, 73 were dismissed for incompetence or unsuitability, 142 whose services were no longer required were not re-engaged, and 82 were dismissed for misconduct.

#### ESCAPES FROM ESTABLISHMENTS.

The whole number of escapes during 1933 was 104. Of these, 48 were brought back within twenty-four hours, 26 within a week, and 13 after a week. There were 17 still absent on the expiry of twenty-eight days from the date of escape. Of the 17 patients not brought back, 1 was discharged recovered, 9 were removed from the asylum registers as relieved, 6 as not improved, and 1 died.

#### ACCIDENTS IN ESTABLISHMENTS.

The total number of accidents reported to us as having taken place during the year 1933 was 186, which is 1 more than last year. Twelve of the accidents ended fatally, death in 7 of the cases being due to suicide. Of the 7 cases of suicide, 2 were caused by the patients breaking windows and precipitating themselves from upper storeys; 1 patient who had parole and who had not shown suicidal tendencies was run over by a railway train under circumstances which pointed to suicide; and 4 patients strangled themselves: one with the cord of his pyjamas, one by suspending himself from a tree in the institution grounds by means of a rope attached to a leather strap round his neck, one by tying round his neck while in bed an old neck-tie which he must have secreted as the neck-tie which he had been wearing was removed as usual when he was put to bed, and the fourth by tying an artificial silk stocking tightly round her neck while in bed and stuffing another stocking in her mouth—death in the last case not taking place until a few days after the suicidal attempt.

Of the 5 accidental deaths not due to suicide, 1 resulted from choking over food, 1 from hypostatic pneumonia following a fracture caused by a fall, 1 from inhaling vomited material while in an epileptic seizure, 1 from exposure while absent by escape, and 1 by drowning, the patient while out walking having stumbled and fallen into the Asylum reservoir.



There were 4 cases of attempted suicide—1 by swallowing a tooth-brush and hairpins, 1 by drinking a small quantity of marking-ink, and 2 by strangulation—in one case by means of one end of a scarf encircling his neck and the other end attached to the frame of the bed, and in the second case by tying a piece of tape round her neck.

In 97 cases the accidents involved fracture of bones or dislocation of joints. These were occasioned in 66 cases by falls, in 13 cases by struggling with fellow-patients or attendants or assaults by fellow-patients, and in 18 cases from various causes, some fractures being unintentionally self-inflicted and in the case of others the causes were unascertainable. One head injury was caused by a patient striking another with a pick. There were reported in addition, 14 wounds, burns, doubtful fractures, assaults, etc., of a more or less serious nature, and 58 minor injuries. There were also reported during the year 28 accidents to the Asylum staffs, 1 being sustained by the medical staff, 12 by nurses, 12 by attendants, 1 by a maid, and 2 by other employees. Altogether 10 of the accidents to employees, which were mostly of a minor nature, were the result of assaults by patients.

In every case of death by accident, of a sudden or unexpected death, or death under circumstances of apparent or alleged suspicion occurring in an Asylum, the Superintendent is required to give immediate intimation not only to the Board, but also to the Procurator-Fiscal of the County in which the Asylum is situated, who makes such inquiry as he may deem necessary.

### III.—POSITION OF LUNACY DISTRICTS AND PRESENT CONDITION OF ESTABLISHMENTS FOR THE INSANE.

Establishments for the insane in Scotland comprise: (a) Royal and District, (b) Private, and (c) Parochial Asylums; (d) Lunatic Wards of Poor-houses; (e) the Department for Criminal or State Patients in Perth Prison.

There are also Observation Wards attached to certain General Hospitals in which cases of incipient and unconfirmed mental disorder are treated without certification.

The reports by the Medical Commissioners of their inspection of the different establishments have, as usual, been presented to and considered by the Board. They are entered in the appropriate books of the respective establishments on the occasion of the statutory visits of the Medical Commissioners, and a copy of each report is preserved for reference at the offices of the Board.

The management of these establishments reflects credit upon the officials, and almost without exception a satisfactory standard of efficiency is maintained.

The Dundee Royal Asylum, the Glasgow Royal Asylum, the Murray's Royal Asylum at Perth, and the New Saughton Hall and the St. Andrew's Private Asylums receive only private patients. At the Murray's Royal Asylum, Perth, several improvements are in progress or in contemplation which will make useful and valuable additions to the Institution. The improvements include the addition of a sun-room to the lower male ward of the main building. At the New Saughton Hall Private Asylum the Directors are carrying out certain structural changes which add greatly to the welfare of the patients and particularly to the nursing facilities. The changes include the opening up of several rooms in the front wing to form a small hospital ward on the male side, and the building of a verandah for open-air treatment in bed on the female side.



The following indicates, by Counties, the present arrangements for dealing with pauper lunatics :—

#### ABERDEEN

The pauper lunatics of the County of Aberdeen are accommodated mainly in the Aberdeen Royal Mental Hospital under an agreement with the Managers of that institution, but a few suitable patients are provided for in the Lunatic Wards of Buchan Poorhouse ; the pauper lunatics of Aberdeen City are provided for in the District Asylum at Kingseat.

The overcrowding in the main building at the Royal Mental Hospital still continues, but it is hoped that it will be greatly relieved by an extensive scheme of reconstruction which the Directors have begun. The scheme includes the enlargement of Daviot House for the accommodation of private patients, the erection of a new Hospital at Daviot for male private patients, the utilisation of Elmhill House as a Nurses' Home for the staff at the main Asylum, and the addition of two villas and probably an annex to the male buildings at the main Asylum to accommodate the pauper patients who will be transferred from Daviot. As the Daviot branch is to be used in future entirely for private patients, farming operations there will be discontinued, but a few rate-aided patients will be retained.

At the Aberdeen District Asylum there are still a number of mental defectives, including juvenile defectives, in the Admission Ward and Hospital, due to the fact that the Local Authority has made no provision for the institutional accommodation of their mental defectives under the Mental Deficiency and Lunacy (Scotland) Act, 1913. The Board hold the view that the presence of defectives in a Lunatic Asylum is not in the interests either of the defectives or of the lunatic patients.

#### ANGUS.

By arrangement with the Managers of the Montrose Royal Asylum, the pauper lunatics of the County of Angus (excluding Dundee City) and the large burgh of Arbroath, are accommodated in that Institution. Several improvements are being given effect to in the main building in continuance of the Directors' policy of providing modern conditions for the work carried on in the Institution. The improvements include the renewal of lavatory annexes, new fireproof floors, provision of occupational workshops and a tea-room, with a verandah and garden attached, for the use of patients and their friends. The Nurses' Home is nearing completion and will be ready for occupation during 1934.

The pauper lunatics of the City of Dundee are accommodated at the Dundee District Asylum at West Green and in the Lunatic Wards of Dundee (East) Poorhouse (Maryfield Hospital). There are also mental Observation Wards at the Maryfield Hospital.

In order to deal with the increasing overcrowding at the District Asylum, the Local Authority will require to take some action in the near future, and in this connection consideration must be given to the provision of institutional accommodation for mental defectives, of whom there are a number in the Asylum who would be more suitably provided for in a Certified Institution.

#### ARGYLL.

The District Asylum at Lochgilphead provides adequate accommodation for the pauper lunatics of the Counties of Argyll and Bute. The old Poorhouse buildings, which adjoin the Asylum and which were acquired by the



Asylum Authorities, provide accommodation for 60 patients. By an agreement made in 1929 with the Glasgow Corporation, all the beds in the Poorhouse buildings are reserved for the accommodation of Glasgow City patients for a period of 10 years. There is overcrowding at the Asylum, and the Local Authorities concerned have been asked to make other and more suitable provision elsewhere for the mentally defective patients who are at present accommodated there.

#### AYR.

The pauper lunatics of the County of Ayr and the large Burghs of Ayr and Kilmarnock are accommodated in the District Asylum at Glengall and in the Lunatic Wards of the Cuninghame Home.

It is hoped that in the near future the overcrowded condition of the Asylum will be relieved by the transfer of mentally defective patients to the new Certified Institution at Dunlop House.

#### BANFF.

The District Asylum at Ladysbridge, Banffshire, provides for the pauper lunatics of the County of Banff. The male hospital at this institution is overcrowded and the Asylum Committee will require to consider an extension of the hospital accommodation.

#### BERWICK.

The pauper lunatics of the Counties of Roxburgh, Berwick, and Selkirk are adequately provided for in the Roxburgh District Asylum at Melrose. A reference to this Institution is made under Roxburgh.

#### BUTE.

The pauper lunatics of the County of Bute are accommodated in the Argyll District Asylum. A reference to this Institution is made under Argyll.

#### CAITHNESS.

By an agreement with the Managers of the Royal Asylum at Montrose, the pauper lunatics of the County of Caithness are accommodated at that Institution. A reference to this Institution is made under Angus.

#### CLACKMANNAN.

The pauper lunatics of the County of Clackmannan are accommodated in the Stirling District Asylum at Larbert. A reference to this Institution is made under Stirling.

#### DUMFRIES.

The pauper lunatics of the Counties of Dumfries, Kirkcudbright, and Wigtown, and of the large burgh of Dumfries are suitably accommodated in the Crichton Royal Institution at Dumfries, and to a small extent in the Lunatic Wards of the Wigtownshire Poorhouse. The provision of accommodation in the Crichton Royal Institution for pauper lunatics of the Southern Counties of Dumfries, Kirkcudbright, and Wigtown, including the Burgh of Dumfries, is made in terms of Section 60 of the Lunacy (Scotland) Act of



1857, and Section 41 of the Mental Deficiency and Lunacy (Scotland) Act, 1913.

The new addition to the Second Department, Grierson House, is almost ready for occupation. It completes the scheme for separating the patients in all three Departments into the main groups for efficiency in treatment and supervision and for the maximum amount of freedom to suitable patients. These groups of hospital patients, convalescent and parole patients, and the more long-standing cases are duplicated for the sexes—in each department, Crichton Hall, Second Division, and Third Division. The Directors are engaged in considering plans for the erection of a proposed Central Department which is of a most interesting nature and, if completed, will prove a valuable asset to the Institution. The suggestion is that this building should provide for all forms of physical, social, recreational, and occupational treatment. There would thus be associated in one department special forms of treatment—hydrotherapy, electric treatment and dental rooms, facilities for indoor games, and provision for communal entertainments as well as workrooms for occupational therapy, a reading-room and canteen. In view of the segregated arrangement of the buildings, some of these provisions in centralised form are almost necessary. The complete scheme would bring to fruition the progressive ideas that have animated the Directors in all their structural improvements of recent years.

#### DUNBARTON.

The pauper lunatics of the County of Dunbarton and the burghs of Clydebank and Dumbarton are provided for in the Stirling District Asylum at Larbert. A reference to this Institution is made under Stirling.

#### EAST LoTHIAN.

The pauper lunatics of the County of East Lothian are accommodated in the East Lothian District Asylum at Haddington and in the Lunatic Wards of Inveresk Poorhouse.

A part of the accommodation at the East Lothian Asylum, which is not at present required for pauper lunatics of the East Lothian County has for a number of years been utilised by patients from Glasgow City. There are now, however, indications of overcrowding, and there is also a shortage of hospital accommodation, matters which, if present conditions continue, will require to be considered by the Asylum Committee.

#### FIFE.

The pauper lunatics of the County of Fife and of the large burghs of Dunfermline and Kirkcaldy are accommodated in the District Asylum at Springfield, near Cupar. The County of Kinross was by the Local Government (Scotland) Act, 1929, combined with the County of Perth, but in the meantime the Kinross patients continue to be provided for in the Fife Asylum. The accommodation at that Institution is, however, inadequate for the needs of the district, and the question of the transfer of the Kinross patients to the Perth District Asylum has been under the consideration of the Perth and Kinross County Council.

The Local Authorities jointly interested in the Fife Asylum are at present considering certain improvements which are required at that Institution to bring it into line with other Mental Hospitals in Scotland; these include the provision of more efficient and adequate hospital accommodation,



## INVERNESS.

The District Asylum at Inverness serves the large burgh of Inverness and the Counties of Sutherland, Ross and Cromarty, Inverness, and the Nairn area of the joint County of Moray and Nairn.

There is a marked amount of overcrowding at this Institution, and the difficulties of administration consequent thereon have been complicated by an outbreak of enteric fever and the discovery that a number of the patients are definite "carriers" of this disease. In order to meet the overcrowding and to provide more effectively for the proper treatment of the patients, the Asylum Authorities are at present erecting a sanatorium for tuberculous patients and also a Nurses' Home, and they have at present under consideration a recommendation that a separate isolation block should be erected for the treatment of the patients suffering from enteric fever and for the permanent housing of the "carriers."

## KINCARDINE.

The pauper lunatics of the County of Kincardine are suitably provided for in the Montrose Royal Asylum by arrangement with the Managers of that Institution. A reference to the Montrose Royal Asylum is made under Angus County. A number of suitable patients of the Kincardine County are accommodated in the Lunatic Wards of the Kincardineshire Poorhouse at Stonehaven.

## KIRKCUDBRIGHT.

The pauper lunatics of the County of Kirkcudbright are provided for in the Crichton Royal Institution. A reference to the Crichton Royal Institution is made under Dumfries.

## LANARK.

The pauper lunatics of the City of Glasgow are accommodated in the Woodilee District Asylum at Lenzie, the Gartloch District Asylum at Gartcosh, the Govan District Asylum at Hawkhead, and in the Lunatic Wards of the Southern General Hospital, Govan. A certain number also are accommodated in the Paisley District Asylum at Riccartbar, Paisley, and the Renfrew District Asylum at Dykebar, Paisley, in both of which the Glasgow Corporation have an interest as the result of the changes under the Local Government (Scotland) Act, 1929. A number of patients of the Govan district of the City are accommodated in the Kirklands Asylum, which was formerly owned jointly by the Lanark and Govan District Boards of Control. By arrangement following upon the changes under the Local Government (Scotland) Act, 1929, the whole of the Kirklands Asylum has been taken over by the Lanarkshire Combination, which consists of the County of Lanark and the large burghs of Airdrie, Coatbridge, Hamilton, Motherwell and Wishaw, and Rutherglen. The Asylum accommodation belonging to the Glasgow Corporation is quite inadequate to meet the needs of the City, and as a temporary arrangement Glasgow patients are boarded in the Aberdeen, Argyll and Bute, Dundee, East Lothian, Fife, Lanark, Midlothian, and Roxburgh District Asylums. The Corporation are at present building a large Institution for mental defectives on the Lennox Castle estate, and it is hoped to relieve the congestion at the Glasgow Asylums by transferring to the new Institution a number of mental defectives who have had to be provided for under the Lunacy Acts, and also to convert the existing Certified Institution at Stoneyetts into an Asylum for pauper lunatics. The Corporation are faced with a very pressing problem, having regard to the annual increase in



the number of pauper lunatics requiring to be provided for, and the fact that in many of the Asylums of other areas in which Glasgow patients are boarded, all the accommodation is now required or is likely soon to be required for the pauper lunatics of the districts served by these Institutions. At the Woodilee Asylum a slight increase in the numbers resident has been made possible by the conversion of day-room accommodation to hospital purposes in order to house the ever-increasing number of patients requiring more or less permanent treatment in bed. The Homes for Nurses at the Woodilee and Govan District Asylums have become quite inadequate for the greatly increased nursing staff which has developed with the growth in the number of patients, and the question of their extension will require to be considered.

The pauper lunatics of the County of Lanark and the large burghs of Airdrie, Coatbridge, Hamilton, Motherwell and Wishaw, and Rutherglen are accommodated in the District Asylum at Hartwood, Lanarkshire, and the Kirklands Asylum at Bothwell. A number of suitable patients are accommodated in the Lunatic Wards of the Old Monkland Poorhouse at Coatbridge.

There is overcrowding at the Male Reception Hospital and also in some of the sitting-rooms at the Hartwood Asylum, and the Authorities concerned are considering the question of providing accommodation for adult mental defectives as a step in the direction of relieving the pressure upon the accommodation at the Asylum, as there are a number of patients in the Asylum who would be more suitably provided for under the Mental Deficiency Act. During the year a patient, who had been an inmate of the Asylum for nearly 4 years, died from typhoid fever. The medical staff were unable to trace any source of typhoid in the Asylum or in the district, and it is hoped that there will be no further developments.

#### MIDLOTHIAN.

The City of Edinburgh has accommodation for its pauper lunatics at the District Asylum at Bangour, which is situated about 14 miles west of the City. By arrangement, a small but decreasing number of Edinburgh City patients are housed in the Royal Edinburgh Hospital for Mental Disorders; apart from that, the Asylum at Bangour provides adequate accommodation for the pauper lunatics of the district. A number of mental defectives who no longer require Asylum care have been certified under the Mental Deficiency and Lunacy (Scotland) Act, 1913, and removed to new Villas which have been opened at the Gogarburn Institution, and in this way a number of beds have been set free for patients requiring Asylum care and treatment. A few suitable patients of the City of Edinburgh are also accommodated in the Lunatic Wards of Inveresk Poorhouse.

The pauper lunatics of the Counties of Midlothian (excluding Edinburgh City) and Peebles are adequately accommodated in the District Asylum at Rosslynlee, and in the Lunatic Wards of the Inveresk Poorhouse.

#### MORAY AND NAIRN.

The pauper lunatics of the Joint County of Moray and Nairn, excluding the Nairn area, are accommodated in the District Asylum at Elgin. During the year an extension has been made to the laundry building at this institution to permit of the installation of additional machinery. The accommodation is meantime ample for the needs of the district, but the amenity of the institution, as well as the possibility of future extensions, have been somewhat affected by recent housing schemes in the vicinity of the Asylum.

The pauper lunatics of the Nairn area, which formerly formed part of the Inverness Lunacy District, are accommodated in the Inverness District Asylum.



## ORKNEY.

Pauper lunatics of the County of Orkney who require to be removed from their homes are sent to the Royal Edinburgh Hospital for Mental Disorders under an arrangement with the Directors of that Institution. In the West House, the section of the hospital in which the pauper lunatics are accommodated, there is a tendency to overcrowding. An improvement has been made recently by the erection of two new verandahs.

## PEEBLES.

The pauper lunatics of the County of Peebles are accommodated in the Midlothian District Asylum.

## PERTH AND KINROSS.

The Perth District Asylum at Murthly provides adequate accommodation for the pauper lunatics of the County and Burgh of Perth. Accommodation for a number of suitable cases is provided in the Lunatic Wards of the Perth Poorhouse (Bertha Home).

The pauper lunatics of the County of Kinross which, under the Local Government (Scotland) Act, 1929, forms part of the joint area of Perth and Kinross, are still accommodated in the Fife District Asylum, the County of Kinross having formerly been part of the Fife Lunacy District.

## RENFREW.

The District Asylum at Dykebar, Paisley, provides accommodation for the pauper lunatics of the County of Renfrew (exclusive of the large burghs of Paisley and Greenock) and the large burgh of Port Glasgow. The City of Glasgow has also a large interest in this Asylum, and a number of Glasgow patients are accommodated in it. The Institution is managed by a Committee representative of the City of Glasgow, the County of Renfrew, and the Burgh of Port Glasgow. The Asylum, fortunately, is as yet free from the overcrowding difficulties so pressing in some other institutions, though two difficulties are beginning to present themselves in a minor degree. One is the accommodation in the hospital blocks, and the other is the accommodation in observation dormitories in the villas set apart for cases requiring constant observation. These difficulties tend to arise particularly in the villa type of Asylum, as the resident number of patients approaches the total accommodation, and so is apt to affect the classification devised for the separate villas.

The pauper lunatics of the burgh of Paisley are accommodated in the District Asylum at Riccarton, and to a small extent in the Lunatic Wards of the Poorhouse at Craw Road. As the result of the rearrangement of Lunacy areas under the Local Government (Scotland) Act, 1929, the City of Glasgow has a small interest in these Institutions. During the year the accommodation for the patients has been improved by certain alterations and rearrangements which facilitate the general administration of the institution, including alterations in the kitchen and store. A number of the patients are accommodated at the Mansion House on the Hawkhead estate.

The pauper lunatics of the burgh of Greenock are accommodated in the Parochial Asylum at Smithston—the only Institution of its kind in Scotland. As the result of the changes under the Local Government (Scotland) Act, 1929, the Renfrew County has a small interest in this Institution, and on the other hand, the burgh of Greenock has a correspondingly small interest in the Renfrew District Asylum.



## ROSS AND CROMARTY.

The pauper lunatics of the County of Ross and Cromarty are accommodated in the Inverness District Asylum. A reference to that Institution is made under Inverness.

## ROXBURGH.

The Roxburgh District Asylum at Melrose provides adequate accommodation for the pauper lunatics of the Counties of Roxburgh, Berwick, and Selkirk. The hospitals at this Institution are a little crowded, but it is hoped that some relief will be given when the 12 houses, which are in course of erection for the accommodation of male nurses, are ready for occupation.

## SELKIRK.

The pauper lunatics of the County of Selkirk are accommodated in the Roxburgh District Asylum. A reference to this Institution is made under Roxburgh.

## STIRLING.

The pauper lunatics of the Counties of Stirling, Dunbarton, West Lothian, and Clackmannan, and the large burghs of Stirling, Clydebank, Dumbarton, and Falkirk are accommodated in the Stirling District Asylum at Larbert. In 1916 a new hospital block was opened with accommodation for 120 patients, and in 1925 the District Board, with the approval of the General Board, purchased the estate of Kinnaird, but so far the Mansion House has not been utilised for the accommodation of patients. The Combination is again faced with the necessity either of extending the existing accommodation or of otherwise meeting the growing demands of this large district. A number of suitable patients are accommodated in the Lunatic Wards of the Dumbarton and Linlithgow Poorhouses.

## SUTHERLAND.

The pauper lunatics of the County of Sutherland are accommodated in the Inverness District Asylum. A reference to this Institution is made under Inverness.

## WEST LOTHIAN.

The pauper lunatics of the County of West Lothian are accommodated in the Stirling District Asylum. A reference to this Institution is made under Stirling.

## WIGTOWN.

The pauper lunatics of the County of Wigtown are accommodated in the Crichton Royal Institution, Dumfries. A number of suitable patients are provided for in the Lunatic Wards of the Wigtownshire Poorhouse. A reference to the Crichton Royal Institution is made under Dumfries.

## ZETLAND.

The pauper lunatics of the County of Zetland continue to be suitably provided for at the Montrose Royal Asylum under an agreement with the Managers of that Institution. A reference to this Institution is made under Angus.



## IV.—PATIENTS IN PRIVATE DWELLINGS.

## NUMBERS OF PRIVATE AND PAUPER LUNATICS.

The number of lunatics other than paupers who were provided for in private dwellings, with the sanction of the Board, on 1st January 1934 was 63. Of these, 23 were persons whose means have been placed under curatory by the Court of Session or by a Sheriff Court. Of the whole number, 21\* were in houses which possessed special licences for the reception of not more than four patients, and 42 were placed singly in houses which, having only one patient, require no licence. The number of houses possessing special licences for the reception of private patients was 29 on 1st January.

All pauper lunatics, wherever placed, come upon the register of the Board, and we are fully informed by visitation or otherwise as to the mode in which they are provided for, and of every important fact concerning them. The relation of the central authority to every individual member of the pauper class of the insane is peculiar to Scotland. In no other country is every lunatic whose maintenance is contributed to from public sources under the direct supervision of the central authority. The number of pauper patients provided for with the sanction of the Board in private dwellings on 1st January 1934 was 1290, showing a decrease of 28 compared with the preceding year. The number admitted during the year to the roll of pauper patients in private dwellings was 90, which is 18 more than last year. Of these, 9, or 2 more than last year, were resident in private dwellings when first reported to the Board and remained with our sanction under private care, and 81, or 16 more than last year, were removed from Asylums. Of the total number of pauper patients in private dwellings, 12 were certified sane during the year, 8 were removed from the poor-roll by their friends, 59 were removed to Asylums, and 39 died—the death-rate being equal to 30 per 1000.

During the year 1933 all lunatics and mental defectives in private dwellings were visited by the officers of the Board.

Dr. Kate Fraser reports as follows:—Very different conditions obtained in the 11 counties in my district, including as they did the widely scattered County of Argyll and the condensed industrial areas of Glasgow, Govan, and Dumbarton. In Argyll, the majority of the cases are boarded out from other areas, the patients being under unrelated guardianship. In Glasgow and Govan, on the other hand, by far the greater number are living in their own homes or with relatives. At the end of the year there were in Glasgow and Govan 442 patients under guardianship in private dwellings. Of these, 36 were aided lunatic patients, 9 private or curatory, 2 probationary, the remaining 395 being certified defectives. Some of these are low-grade imbeciles who can be well looked after in their own homes, provided conditions are good. The majority, however, are high-grade imbeciles, or belong to the feeble-minded group who have attended special schools and who on leaving school cannot obtain employment, and whose parents apply for assistance. Such cases necessarily require very careful supervision, a matter of great difficulty in a city where the surroundings are bad and often there is little parental control, and where the patients have nothing to do and very little outlet for their energies. Although city life is unsuitable for the majority of the cases, it says much for the care and supervision exercised by the Local Authority that of the 395 certified defectives in Glasgow it was only found

\* Includes 2 private patients resident in houses licensed for pauper patients.



necessary to remove 7 to Institutions on account of improper control and that only 2 of the 7 were charged with offences.

It is interesting to note that of the pauper lunatics in my district, one of the women certified as recovered was 83 years of age, had been boarded out for 23 years, and for the last 22 years had been boarded with the same guardian.

Of the lunatic patients, 4 men and 12 women died during the year. The average age at death was 65, 6 being over 70 and only 1 below 40 years of age. One woman of 85 had been boarded-out for 27 years and had been 20 years with the same guardian. Another who died at the age of 52 had been with the same guardian for 30 years.

I have much pleasure in testifying once more to the high standard of care bestowed upon the pauper lunatic and rate-aided mentally defective patients under guardianship in private dwellings. I should like to draw special attention to the attitude of guardians towards the whole welfare of the patients under their care. Very few, indeed, consider their duty to be accomplished when they have complied with the regulations by providing suitable accommodation, suitable occupation, suitable food, and adequate supervision. They go much further and by stimulation, by arousing interest, by arranging for recreation and occupation for leisure time and by giving them a real home life they add materially to their happiness and frequently develop latent capacities, hitherto undiscovered. This applies more especially to the certified defective who responds readily to environmental influences and who, under such treatment, develops self-respect and comes to feel that, after all, he is of some use in the world and not a being apart as his previous treatment has so often led him to believe.

The success in boarding-out can be attributed to many factors, *e.g.* the selection of patients, the care and supervision exercised by the Local Authorities, the care and interest of the Medical Officers, and the careful selection of guardians. All these factors are important, but the real success is due to the guardians. Were it not for their infinite patience, understanding, kindness, and care, "boarding-out" would not have reached the high level at which it stands to-day.

The placing under experienced and understanding guardians of mentally defective boys who have been in the hands of the police is proving to be a most valuable method of dealing with such cases. As a rule, these boys have no inherent criminal propensities, their offences being largely the result of environmental conditions. When given interesting occupation, good surroundings, trust, and encouragement their misdeeds frequently become completely blotted out. Two boys boarded on the same small farm in the Highlands, both convicted of misdemeanours, have been 12 and 13 years respectively in the same home. They have shown no criminal tendencies, have become excellent farm workers, take an interest in all the village activities, and are absorbed into the life of the little community in which they live. One of the male patients discharged during the year is an illustration of the benefits to be obtained from this form of care. It is that of a man of 31 years of age who 10 years previously was boarded-out as a certified mental defective, after being convicted on several occasions for petty theft. He was placed on a small farm, where he lived with the family and worked along with his guardian. He developed both physically and mentally. He became interested in the work and was given responsibility and trusted. He repeatedly asked for his



discharge, and after being 9 years on the one farm it was thought advisable to test suitability for discharge by trying him with another guardian. He did well there also, and as he was offered employment by another farmer he was discharged. Obviously there are cases, particularly those of low-grade mentality with criminal propensities or whose antisocial behaviour has become a habit, who do not respond to this form of treatment. One boy of this type who was boarded-out in Arran settled down well for a period and then unexpectedly broke into a shop. He was then tried with another particularly good guardian in Mull. There he gave constant trouble by running away if his guardian turned his back for a minute. Finally, he launched a boat and put out into the loch and was only rescued with difficulty. The Local Authority concerned took great trouble with this case, and are giving him a still further trial with another experienced guardian in a different part of Mull, but it is very doubtful whether he will settle. Notwithstanding failures such as this, I am satisfied that boarding-out provides a method of dealing with the so-called criminal defective which might be developed to a greater extent, and that even doubtful cases, such as those which have been referred to, should be given a trial. To obtain the best results by this method, careful choice of the guardian and environment to suit the particular case is necessary. And still better results could be obtained if the patients could be got at an earlier age and before their antisocial acts have become habits.

I am more and more convinced of the socialising effect of Special Schools and Institutions, and find that the certified defectives who do best under guardianship are those who have had the benefit of training and education either in the day Special School or in the Certified Institution.

An interesting development has taken place in the Benderloch district of Argyll in the establishment of a Social Club for the mentally defective boys boarded-out in that area. Most of the boys there are from Paisley, but there are a few from other parishes, notably West Lothian and Ayr. The boys are high-grade and most of them have attended special schools or employment centres where they have learned various handicrafts. Accustomed to town life and to the social contacts of school and centre they were inclined to be lonely. During the summer this did not apply, as they were all busy working on the crofts, but in winter with little to do out of doors and with no means of carrying on their handicrafts, time hung heavy on their hands, and it was felt that discontent and difficulties were likely to arise. As a practical solution, it was suggested that a centre or club might be established where they could meet periodically. Most of the boys come from Paisley, and the Paisley and District Voluntary Committee for Mental Welfare looked upon this as an opportunity for extending their activities, and, supported by the Local Authority, they offered to supply material for handwork should such a club be established. The local Medical Officer became interested. The guardians of the patients were all approached and showed a keen interest in the matter. The headmaster of the Ledaig School, who has always taken an interest in the boys and who is an expert handworker, took up the matter with enthusiasm and was instrumental in obtaining a room in the school where the club has met regularly since its opening in October. Under the headmaster's able leadership and with the practical help of the ladies in the district, the success of the experiment is assured. The club meets once a week. Part of the time is devoted to handwork, part to games and music, and tea is provided by the ladies. Two of the boys live 5 miles away and have to walk to and from the club, but no storm has yet been bad enough to prevent their attendance. The headmaster reports that there is no difficulty



in getting the boys to attend, the difficulty is in getting them to go home. He has now started giving some of the boys reading lessons at their own request. Although established for so short a time, this club is giving the boys a new interest and bringing about a closer and happier relationship between them and the other members of the community. I am satisfied that it will have a definitely stabilising effect on the boys.

One of the high-grade ex-pupils of the Paisley special school is living in a house 10 miles from Ledaig, and is thus unable to attend the club. The Paisley Care Committee, again with the co-operation of the Local Authority, have provided this boy, who is a splendid rug maker, with material for making a rug, which he intends to present to his guardian when completed. This suggests another means whereby the happiness and stability of the feeble-minded patient might be increased. Where such patients are placed in isolated areas, arrangements might be made for the carrying on of hand-work, already learned in school or institution, through the agency of a local Care Committee.

The benefits of boarding-out, both of lunatic and defective patients, do not apply exclusively to the patients. I have noticed within recent years that the presence of such patients in the community is having a definitely educative effect. In areas where such patients are placed people are ceasing to regard mental illness or mental defect as something to be shunned or feared. Greater sympathy and greater understanding is being shown by the general public, and a new and enlightened attitude is gradually being developed.

Dr. Aidan Thomson, who entered upon his duties as Deputy Commissioner on 21st June 1933, writes:—I have been profoundly impressed by the value and the possibilities of the boarding-out system. I consider it not only could but should be developed further. It fosters a root principle of human life, namely, the life in the family, which is accepted as a normal healthy unit. I do not think that any person would deny that he would willingly give up the electric light and other institutional conveniences with the abnormal life of the large group for a life with less material comfort in a small family unit. Surely a mode of life that runs along the normal course of national feeling must tend to greater mental betterment.

It is on this principle that the boarding-out system is working, and it is a sound and proper principle.

A basal factor in the public's attitude of doubt and questioning as to the benefit and value of boarding-out appears to be that the ordinary man does not realise that a person may be disordered in mind and even certifiable as insane, but that certifiability is not necessarily a reason for institutional care. This fact is emphasised when one sees some of the patients with their guardians. The patients are at times very disordered mentally; but one finds that the man or woman has been with the guardian 5, 10, 20 years and is very much a member of the household.

This is not losing sight of the fact that the guardian originally applies for a patient with a view to personal advantage either from alimentary allowance or assistance in work or both. Yet, what impressed me most was that, if gain there were at all, in most instances it must be very little. Indeed, there are times when the patient is kept for the sake of companionship, as I



found to be the case with one guardian in Lanarkshire. She had had several patients, but all but one had been removed or had died. Her family had grown up, had left home, or were out at work during the day, and she said frankly that she kept this patient, who had been with her for many years, mainly for company. The patient was a shrewd old lady, very hallucinated and periodically influenced by her hallucinations and with a lively tongue; the two were evidently old friends.

On the other hand, some patients are very useful, and while their mental state—whether of mental disorder and dementia or of enfeeblement—undoubtedly necessitates guardianship, they are at times able to do a considerable amount of selected work. Each patient has to be considered as an individual problem, and this often means a certain process of “trial and error” in “placing” a patient. For example, on arriving at a specially licensed house I discovered a patient recently transferred from another guardian. The first guardian, who was a fruit-grower, had found the patient too enfeebled in mind to perform even the simplest type of the garden work without a supervision so constant as to impede the guardian’s own work. The second guardian, who also did outside work, found in his turn that the patient was too enfeebled mentally to be of use to him. His wife, however, found that the patient was able to do many odd jobs for her, carrying coals, bringing in the water, etc., and there he remained, comfortably placed.

It is in this “individual” aspect of boarding-out that one sees the great experience of and the invaluable work done by the Medical Officers and Public Assistance Officers concerned. I should like to make particular reference to the Public Assistance Officers. I have been impressed by the large number of these officials who, notwithstanding the many other weighty and distracting problems in these difficult times, have been able to give keen personal attention to the boarding-out system, and I wish to acknowledge most gratefully the help I received from them. I would plead, too, for the strengthening of the bonds between the headquarters of the Counties and the local Public Assistance Officers. Under the new Act modifications have occurred, but one does not wish to lose that fine feature of the old system which found expression in the Inspector of Poor, who knew the local people and the local conditions.

Administration is the ordering brain; relief the ministering hands. In our desire for a simplified and orderly machinery of administration we must not fail to remember that the aim of relief is to aid the sufferer. This is not a haphazard statement; it is made of set purpose; for I remember in particular a patient who was in need of clothes, and because of the machinery of administration the local Officer felt his hands tied so that there was an irksome and unnecessary delay before the clothes could be supplied.

The knowledge and discrimination of the local Public Assistance Officer are great assets in the boarding-out system. In the choice of guardians for patients it is invaluable. In discussion with these officials one realised that they knew the people and all about them; the rough-mannered type who were kindly folk, the smooth ones who needed watching, the people who applied for patients and whose characters were too well known for them ever to get them. One wishes to create the strongest link between the central administration and the local knowledge and distribution.

A further example of the shrewdness of interest of the Public Assistance Officers was shown by one who said he was not altogether at ease in mind



about some of his younger guardians. The older guardians, he thought, took a greater personal interest, those of the younger generation were more infected with the spirit of the times, were out for more pleasure and gadding about, would not be bothered in the way their elders would, and he instanced certain guardians to me. In actual fact, it seemed to me that while the younger guardians at first might be inclined to be "out for gain," it was astonishing how soon patients were absorbed into the household and were no longer a stranger within the gates. The above was no isolated instance. By their comments and their actions, as, for example by their readiness to remove patients from guardians about whom they had doubt, *e.g.* when they considered the patient was not given enough relaxation, Public Assistance officials made me aware of their persistent and watchful supervision.

I was impressed by a club which had been arranged for the boarded-out patients in one district. There is no need to comment on its value for the patients; that is apparent. What was more significant was the influence of the club on the community. It was manifest that the community is developing a very different attitude to the whole problem of mental illness. It was no longer the last of the taboos, to be shunned and avoided, but a social problem for every man and his wife, something to be grasped and inspected, then ameliorated or remedied. It is hardly chance that such a development should occur in a boarding-out area which has had for long the interest and pre-occupation of a specially keen group of Public Assistance officials.

The variations of the "care-problem" in boarding-out with which Public Assistance Officers have to deal are numerous, *e.g.* the different situation of the patient boarded with his own relatives as compared with the patient boarded with an unrelated guardian. Those variations are even more striking when observed in the larger section such as it is the privilege of a Visiting Commissioner to see. The standard of living of the general population in some parts of the Outer Isles would never be accepted on the mainland. A patient in a thatched "but and ben" in odorous proximity to the cowshed would be moved at once in many a district; but when he is living with relatives who are accustomed to and prepared to continue living in such hard conditions and who are giving not infrequently more care to the patient than they do to themselves, it is an altogether different matter. One would hesitate to think of asking for removal in such a case. Further, it is only when one has seen the thatched "black" house at its best, with white-washed internal walls and hard-scrubbed woodwork, that one is able to appreciate how cosy and how clean it can be. Often their lot is far better than that of a family in an industrial area who, in a condemned house and anxiously hoping for a new "council" house, have to struggle on in conditions which are in many respects worse than the clean dirt of the peat banks.

It is such variation of circumstance which makes it so essential to consider each patient individually.

Many aspects of the boarding-out system come to mind for consideration, more than can be usefully commented on at present; but I wish to note two criticisms that I encountered in the course of my duties.

The first I note specially because it was made by the Governor of a Poor-house, a man of experience, whose expression of opinion therefore was liable to carry a weight which could not be easily countered. On my stating my



belief in the value of boarding-out, he said frankly that he did not believe in it, and instanced certain patients who had been boarded-out unsuccessfully. After thought, he was candid enough to admit that he was, or might be seeing the dark side of the picture, and that perhaps he was not keeping sufficiently in mind the many patients who had been successfully boarded-out, had lived with their guardians for years, and about whom he naturally heard nothing. It is difficult to bear in mind, all the time, that we are looking after unstable persons who because of that instability can be placed successfully, in a number of cases, only after tests. The failures do not lessen the duty to try. The astonishing thing is rather the high proportion of successes.

The second criticism was the natural one of "exploitation." Were these patients, persons of reduced mentality, not in danger of being overworked or of being taken advantage of or of being made drudges? This was a natural and right criticism, but it is a danger of which the local Medical Officers and Public Assistance officials are fully aware and against which they are very alert and on their guard; so much so, that I do not consider that in practice there is a serious risk on this score. Indeed, my experience has been rather in the other direction, as the following incident will show:—

A young patient and an elderly man had been recently transferred to an experienced guardian. I asked the guardian's wife first about the young patient and then asked about the old man, who had been under guardianship elsewhere for some years and now was transferred for an entirely satisfactory reason. He was a somewhat aged man and considerably demented. I asked what he could do about the house. "Not a great deal." "Could he bring the water in?" "Oh, we do not ask him to do that, it is rather heavy for him; he is an old man." Seemingly, however, he was able to chop sticks and do a number of minor light tasks. Then, after some further inquiries, the guardian said, "You see, he is an old man; I give him his breakfast in bed."

While I admit that this episode was exceptional, it illustrates an attitude of mind and of care which in a lesser degree was far from uncommon.

#### V.—SOCIETIES FOR ASSISTING DEFECTIVES WHILST NOT IN INSTITUTIONS.

A reference to Table IV. of the Appendix to this Report shows that the proportion of recoveries in Royal and District Asylums averages over 30 per cent. of the number of admissions. The significance of that relatively high proportion in recent years is emphasised by the fact that an increasing number of the patients from whom recoveries are to be expected now enter Asylums as voluntary patients, and the results of treatment in the case of voluntary patients are not included in the statistics referred to. Another factor of importance in this matter is that a number of patients suffering from early and unconfirmed forms of mental disorder are now treated in Observation Wards attached to General Hospitals and are discharged therefrom without the necessity of certification while the less hopeful cases are passed on to the Asylums and swell the number of admissions upon which the recovery rates are reckoned.

The Board have no official information regarding the history of patients subsequent to discharge from Asylums except in those cases discharged not recovered and boarded under private care. It is, however, known to the



Board that many patients on discharge as recovered from Asylums have difficulty in being re-absorbed into industry. The same difficulty is frequently met with in connection with mental defectives after they have undergone a period of specialised training in Certified Institutions and have become proficient in some form of manual work. In the course of the year under review a female mental defective, who had become a very proficient laundry-worker in a Certified Institution, was allowed home on licence in order that she might have an opportunity of finding suitable employment before being discharged. She applied for a post in the laundry of a General Hospital, was highly recommended for it by the Laundry Superintendent of the Certified Institution, and was duly appointed. It then came to the knowledge of the Hospital Authorities that the young woman had been an inmate of a Certified Institution for mental defectives, and the engagement was at once cancelled. It is hardly the duty of the officials of a Local Authority to take official action in connection with the after-care and employment of pauper lunatics and rate-aided defectives on discharge from Institutions and removal from the official registers. It is, however, impossible to overstate the importance of the judicious and tactful guidance and care of the defective who has reached the stage of fitness to be given a trial in self-supporting labour, and of the lunatic who has recovered from his mental malady and seeks to return to his former occupation, or, failing that, to obtain suitable work which will make him or her independent and self-supporting. While the absorption of discharged mental patients into industry is difficult in normal times, it occasions much greater difficulty in times of industrial depression. It is accordingly satisfactory to be able to report that several cases of mentally defective patients who were discharged during the past year found situations; these were mainly in farm, garden and domestic work.

While Local Authorities have no official duty, they are naturally very much concerned in the matter, as a satisfactory sequel to institutional training and treatment is of importance to them as well as to the patient, and much is done by Local Authority officials in connection with the after-care of discharged patients. It is, however, to the Voluntary agencies that most of the after-care work falls, and the Local Authorities owe much to the great service which has been rendered by these agencies. Their work has not, as a matter of fact, been confined to the rendering of assistance of various kinds to patients after discharge from Institutions, including the very useful service of finding occupation suitable to the patient. There are many mental defectives who, for various reasons, fall outwith the scope of the provision which has been made by the Local Authorities. There is, for example, a very large number of mental defectives under 16 years of age reported each year as unsuitable for education or for further education in special schools and classes, and only a proportion of these is sent to Certified Institutions for training, partly because there is not sufficient institutional accommodation, and also because consent of the parent or guardian cannot be obtained to their removal from home, and there do not exist circumstances which would justify petitions for Judicial Orders. During the year 1933 there were 298 cases reported as unsuitable for education in special schools or classes and for whom accordingly the Education Authority ceased to have any duty to make provision. The only provision which the Statute suggests for the training of these children at the instance of the Local Authorities concerned is removal to Certified Institutions or to guardianship. Many of them, however, do not require the expensive form of care and training provided in a Certified Institution, and as the Local Authorities are not authorised to set up training centres for them, they receive no education or training except such as is provided for them by Voluntary agencies. Of the 298 cases reported in



1933 as unsuitable for education or further education in special schools and classes, 123 ceased to obtain any education or training at the instance of a Local Authority.

It is very desirable that Local Authorities, particularly in the urban areas, should have powers to provide for the education and training of these children in training schools which they would attend during the day just as the normal child attends the ordinary school and the educable mental defective child the special school. As an example of what has been done for such cases, the Local Care Committee in Edinburgh established in 1930 a training centre for children who had been discharged from Special Schools as unsuitable for further education there. This Centre, which commenced with 17 children, has now an average daily attendance of 79; it is under the charge of three certificated teachers, and has all along had material assistance from the Local Authority.

There is another aspect of the work of the Voluntary Association which is also of very great importance, namely, the care of the mental defective who has attained the age of 16 years and has been discharged from the Special School. It is provided in the Mental Deficiency and Lunacy (Scotland) Act, 1913, that Education Authorities shall review each case whose discharge from a special school or class is impending by reason of the defective approaching the age of 16 years and notify the Public Assistance Authority of such cases as it is considered would be likely to benefit by being sent to a Certified Institution or placed under guardianship. Not all the cases thus reported are so dealt with, however, partly on account of the fact that vacancies are not available for them in Certified Institutions. Many mental defectives, in addition to those notified to the Public Assistance Authority, are discharged from special schools and classes on attaining the age of 16 years, and the real work of the Voluntary agencies originated in connection with these adolescent defectives.

As regards the history of the present Mental Welfare movement in Scotland, it is now eleven years since the Scottish Association for Mental Welfare came into being.

The movement had its origin in the after-care work which was started in Paisley in 1920 in connection with the pupils leaving the Special Schools who did not fall under the provisions of the Mental Deficiency Act. Following on a public Conference in 1923, the Scottish Association of Care Committees was formed, having as its aim the care of mentally defective children who had been in Special Schools, and of children who had been discharged from Special Schools as ineducable, who were living in their own homes, and who had not been brought under the provisions of the 1913 Act. The Association includes representatives from public bodies and from Associations interested in mental and social problems. Although started primarily for the care of the mentally defective, the Association quickly realised that mental deficiency was not a solitary problem, and at its first Annual Meeting its name was changed from the Scottish Association of Care Committees to the Scottish Association for Mental Welfare.

The following are the principal aims of the Association :—

- (a) To arouse public interest in the problems of mental and physical defect.
- (b) To encourage the formation of Local Care Committees for the home care of defectives in the area of each Local Authority in Scotland.
- (c) To arrange for the instruction of visitors to defectives and to provide for the holding of courses of instruction in mental defect.



The Association was fully alive to the importance of extending its activities into the whole realm of Mental Welfare, and in 1929 the following clause was added to its aims as set forth in the Constitution :—

“ To improve the mental health of the community and take all possible action in connection therewith.”

The objects of the Local Care Committees, of which there are now twenty-one, may be grouped under two headings :—

- (a) To supervise defectives in their own homes and, where necessary, to assist in finding suitable institutional accommodation.
- (b) To assist in finding suitable employment and, if required, to establish occupation and employment centres.

“ Occupation Centres ” and “ Employment Centres ” are both occupational in respect that handwork is taught and the time fully occupied, but the Occupation Centre is reserved for a class of uneducable children, while the Employment Centre is used for a class consisting of ex-pupils of Special Schools who are unemployed, and they are taught work of market value for which they receive remuneration when their work is sold.

As illustrating the work done in the Occupation and Employment Centres respectively, the following is quoted from a recent Annual Report of the Paisley and District Care Committee for Mental Welfare, this district being chosen as having the longest established Committee.

*Occupation Centre* for ineducable children : This Centre was established 8 years ago, and there are 30 on the Roll—12 boys and 18 girls, ages ranging from 6 to 30 years. They meet daily from 9.45 a.m. to 12 noon. The day's programme is as follows : On arrival at the Centre the children join in prayer and hymns. They are then classified, the older and higher grade pupils going to one room, and the younger and more backward remaining in the other. The younger children are trained to use their eyes and fingers by such simple methods as bead-threading, card-lacing and making of woolly balls. They are also taught, by means of the Montessori frames, to button, to tie and hook their garments and to lace their boots. The older boys and girls are taught to do sewing, knitting and crocheting. Both classes are given physical exercises, speech training and rudimentary singing and dancing. Instruction in elementary housewifery is given and greatly enjoyed by the pupils. Especially popular is the baking class where several of the brighter boys and girls are able, under supervision, to make tempting scones and little sponge cakes. Personal hygiene plays an important part in the daily programme, and varieties of expression and emotion are called forth when tooth-brushes, etc., are produced. At 11 o'clock the children have milk or cocoa and a biscuit for which they each bring a penny a day.

*Employment Centre* for ex-pupils of the Special Classes School : This Centre was established 12 years ago. There are now 22 pupils on the Roll—16 boys and 6 girls, their ages ranging from 16 to 36. The class is held in the Special School on Monday and Wednesday of each week from 10 a.m. till 3 p.m. One girl has work taken to her home as she is unable to attend through physical disability. The industries taught are rug, toy, wax-flower making, painting on glass and wood, barbola work, wood-carving, leather work, sewing, knitting, embroidery, covering stools with sea-grass and rubber mat-making. A small Sale of Work was held in December—the sum realised was £13, 6s. 4d. This is the sixth year the pupils have had a display of work at the Renfrewshire Agricultural Society's Show, and more goods were sold than in any of the previous years. Plots were provided, and 10 lads took them. The majority worked in them diligently and had exceedingly good results, the vegetables being above the average in quality and size.



Nearly all Centres have some special individual feature, in many cases depending on local conditions and the demand for special commodities. For example, Airdrie and Coatbridge Employment Centre specialise in rugs; Old Kilpatrick make a feature of rubber mats and baskets for which there is a considerable demand; Greenock has a special dressmaking class for girls—to mention only a few. In Glasgow an interesting development is the establishment of clubs—a club for girls which takes the form of a Guide Company, this Company being well represented in the Guide Rally; and an evening club for boys held at Henderson Street School. An interesting feature of the Paisley Committee is the recent formation of a Troop of Boy Scouts and a Pack of Cubs. The Occupation Centre in Edinburgh has been taken over by the Corporation, though the Care Committee still retain an active interest in its work.

As regards Lectures, two courses have been given for Social Workers and one for Medical Officers. The attendance of Social Workers was 70, and of Medical Officers, 22.

*Research:* In 1929 a Committee was formed to consider the question of scientific investigation into causation and associated problems. This Committee has been divided into sub-committees to consider the subject from the different points of view: (1) Medical, (2) Educational, (3) Psychological, and (4) Social. The Committee is in touch with other Research bodies throughout the country and is considering the best methods of carrying out an investigation on a voluntary basis.

*Mental Hygiene:* The Committee for Mental Hygiene includes among its members psychiatrists, psychologists, educationalists, school medical officers, general medical practitioners, and sociologists. Its aim is the prevention of nervous and mental illness and the establishment of sound mental health in the community. It endeavours to stimulate public interest in questions of mental health and in the need for providing opportunities for early treatment by the establishment of Psychiatric, Psychological and Child Guidance Clinics. For this purpose it has circularised all public bodies as well as educational, sociological, medical and religious bodies setting forth its aims and offering lectures on the subject.

A still further activity of the Scottish Association for Mental Welfare was the formation of a *Press Committee* with a view to arousing interest in all branches of its work by the placing of articles in daily papers and periodicals. Several papers on Mental Deficiency and Child Guidance have already been published.

The Scottish Association for Mental Welfare is a voluntary body and, notwithstanding serious financial difficulties, has made much progress:—

1. In promoting a better understanding among members of the public as to mental deficiency and the needs of the mentally defective. This increased knowledge and understanding has produced an improved attitude on the part of guardians towards the boys and girls under their care.

2. In giving occupation to certified cases under guardianship in their own homes or under unrelated guardianship. In the case of those in their own homes, patients are given outside interest; in some cases they are able to earn a little, in all instances their self-respect is increased; they feel they are like their brothers and sisters, become more settled and are less likely to give trouble in the home or drift into crime outside.

The following gives a general indication of the practical welfare work which is being performed by the local Care Committees which are affiliated to the Central Association:—

Airdrie and Coatbridge have an Occupation Centre, attended regularly



by 14 pupils, and two Continuation Classes—one in needlework for girls with 50 on the Roll, and one in handcraft for boys with 24 on the Roll.

Ayr burgh has an Employment Centre which is attended regularly by 10 girls and 7 boys, while work is carried on in the homes of three other pupils who cannot attend the Centre. Sixteen members of the Committee undertake the visitation of defectives in their own homes.

Argyllshire: Benderloch district has a Social Club which has recently been formed for the mentally defective boys who are boarded in this area.

Cambuslang has an Occupation Centre attended by 10 pupils. The Committee are considering the question of starting an Occupation Centre for boys and girls who have left the Special Schools and cannot obtain employment. There are 30 mental defectives on the Roll, and there are 12 lady visitors.

Clydebank has 34 pupils on the Roll, and there are 15 visitors. There is an Occupation Centre attended by 9 children, and an Employment Centre with 9 boys on the Roll.

Dumbarton has 72 pupils on the Roll, and 28 visitors. There is an Employment Centre for boys.

Dundee has 137 pupils on its Roll, and there are two Employment Centres—one for girls and one for boys. The Toc H also undertake the running of a Social Club for boys, and there is a useful Psychological Clinic which is run by the Training Centre for Teachers in co-operation with the After-Care Committee.

Dunfermline has 21 pupils on the Roll, 8 of whom are in employment. There is an Occupation Centre attended by 6 pupils. Eight members of the Committee visit the defectives in their homes.

Eastwood has 88 defectives on the Roll, and the home visitation is undertaken by 15 members of the Committee—ladies and gentlemen. There are three Instruction Classes—one for educable boys, one for ineducable boys over 16 years of age, and a third for ineducable children under 16.

Edinburgh has (1) an Occupation Centre which is attended by 42 boys and 37 girls, and is under the care of three certificated teachers; (2) a Work Centre for girls who are employed in knitting and the making and renovation of garments which can be utilised in Institutions under the Public Assistance Committee; and (3) a Cobbling Class for boys.

Glasgow has 1705 names on its visiting list. These are all defectives between the ages of 16 and 30, a number of whom are in employment. There is an After-Care Club and Company of Guides with a membership of 64, and there are three Occupation Centres for children who have been discharged as unsuitable for the Special Schools. The total number attending these Centres is 62. In addition, there is a Special Post Guide Company with 16 on its Roll, and two Clubs for older boys, one of which is organised on the lines of the Boys' Brigade.

Greenock has 187 defectives on the Roll, and 4 different classes have been organised by the Committee as follows: one Occupation Centre, which is attended by 21 boys and girls; one handcraft class for boys and one for girls with 9 and 7 on the Roll respectively; and one class for physically defective girls.

Hamilton has 86 names on the Roll, all of whom receive regular visitation, and there is one Occupation Centre.



Inverness burgh has a Visiting Committee, and there are 44 defectives on the Roll. The Committee keep in touch with all the former pupils of the Special School.

Kilmarnock: a Visiting Committee has recently been formed in this area.

Kirkcaldy has 36 names on the Roll—23 boys and 13 girls. Eight of these are in constant employment. There is an Occupation Centre for young children and an Employment Centre for boys over 16 years of age. There are 10 boys on the Roll. A Visiting Committee keeps in touch with all the former pupils of the Special School.

Motherwell and Wishaw has an Occupation Centre with 26 pupils on the Roll, about half of whom are able to make saleable goods.

Paisley has 498 defectives on the Roll, and there is a very large After-Care Committee, 72 of whom undertake the visitation of defectives in their homes. There are three Employment Centres with a total of 48 pupils. There is also an Occupation Centre for younger children with 29 on the Roll. The Care Committee has also been instrumental in establishing a Clinic for Nervous Disorders and Child Guidance, which is held in the Out-patient Department of the Royal Alexandra Infirmary.

Perthshire has 98 names on the Roll, and 28 members of the Committee visit the children in their homes. As the majority of the pupils live in the country districts it has not been found practicable to start an Occupation Centre. There is, however, a Psychological Clinic which is now fairly well established.

West Lothian has a Visiting Committee. So far there is no Occupation or Employment Centre.

The activities of the Local Care Committees are not, however, confined to the welfare of uncertified mental defectives who live in their own homes; their voluntary workers have found that there are many ways in which they can be helpful in cases of certified mental defectives who are boarded by Local Authorities under guardianship, either related or unrelated, in private dwellings. The following are cases which have been reported by Dr. Kate Fraser, one of the Board's Deputy Commissioners, in the course of her work of visiting such patients :—

A little imbecile girl, certified, living in her own home was restless and difficult and so causing overstrain and irritability at home. I got her admitted to an Occupation Centre, which she attends most regularly, has learned to knit, and can now help to wash up dishes and do simple housework. Consequently, she feels she is useful and is bright and happy.

A feeble-minded young man, certified, and under guardianship in his own home, had meningitis in infancy, and was very deaf. He was admitted to an Employment Centre where he has become one of the most skilful basket-makers, and gets quite a good return for his work.

Dr. Fraser also makes the following observations regarding her experience of the benefits of the work of the Care Committees in connection with certified patients under guardianship :—

Where the certified patient is under unrelated guardianship I find that occupation and interest for their leisure time makes them more settled and contented. Unfortunately, there are very few of these boarded-out cases who are within reach of a Centre. Many of these boys and girls



have come from Special Schools or Institutions where they have learned some handicraft—rug-making, woodwork, dressmaking, etc.—work which they are unable to continue owing to the fact that they cannot do so without stimulation and personal supervision. Where there are aggregations of patients, I should like, as in the case of the Benderloch district of Inverness, to see social clubs formed where the boys (or girls, as the case may be) could meet and carry on the work learned in school. I am convinced that such a development would render patients more settled and contented, and thus materially help the boarding-out. Where there are no aggregations, but where patients are scattered throughout a county, members of a Visiting Committee might supervise handicrafts in the homes. I know many guardians would welcome such a move. One guardian, for example, far off the road in Perthshire, was regretting that the two imbecile girls boarded with her could not continue the work they had been taught in the Institution. She stated that she would be glad if some one would show her what to do and would supply material. Many guardians, undoubtedly, do carry out some such work, but feel that with some one to help and guide them more could be done.

Another way in which I have found the services of the Care Committees invaluable is in the supervision of cases discharged from the provision of the Act. This is a field of work in which the services of the Committees should be most useful. There are many high-grade male and female feeble-minded patients, who, after periods of training and of trial in private dwellings feel that they are capable of working for themselves and of earning a wage, and dislike being certified as mentally defective. While feeling great sympathy with such patients, the difficulty of discharging them in the past has been that although it is recognised that they are quite capable of working and of earning a wage it is felt that they can only do so when kept under some form of supervision. The temptations and risks to which such patients are exposed in many cases have made it difficult for the Board to grant their discharge. In districts where there are Care Committees I have on several occasions recommended that such patients be discharged and placed under the supervision of local Care Committees.

One such case is that of a feeble-minded young woman who had been in a Certified Institution, where, during the later years of her residence, she had been helping in the doctor's house. She was facile and easily influenced, and had relatives who were inclined to exploit her. She was allowed out on licence and, during her period of licence, took a place in domestic service. Her mistress was cognisant of the fact that she was a certified defective and took a kindly interest in her, acting as her guardian. At the expiry of her licence, the girl appealed for her discharge. After due consideration this was granted on the condition that she should be kept under supervision by a member of a Care Committee. In this case I was exceedingly fortunate in securing a medical woman—a school medical officer—specially interested in the mentally defective. The girl visits regularly in her house and has become friendly with her maid, an exceptionally reliable girl who has also introduced her to the Scottish Girls' Friendly Society. I hear of her from time to time, and all accounts of her are satisfactory.

A further reference to this matter will be found in the extract from Dr. Fraser's report on page xxii of this Report.

The Mental Deficiency and Lunacy (Scotland) Act, 1913, made provision for a grant from Treasury funds towards the expenses of the work of Societies



assisting and supervising mental defectives whilst not in Institutions. On the coming into operation of the Local Government (Scotland) Act, 1929, the Grant which amounted to £700 was merged in the Block Grant. No provision is made, however, under the Mental Deficiency and Lunacy (Scotland) Act authorising Local Authorities to make contributions towards the support of the work of Voluntary Associations, but Section 64 of the Local Government (Scotland) Act, 1929, authorises the Board to make a scheme providing for payment by County Councils and by Town Councils of large burghs specified in the Scheme of contributions of such amount as may be stated therein to any Society undertaking the duty of assisting or supervising mental defectives whilst not in Institutions who are resident in the area of the specified Councils.

Unfortunately the financial support given by the Local Authorities cannot be regarded as in any way commensurate with the importance and value of the work performed by these Societies and their affiliated local Committees. The absence of direct statutory authority may have accounted for the smallness of the Local Authority support in the past, but that is no longer a valid reason in view of the special provision under the Local Government (Scotland) Act, 1929, already referred to.

The Board desire to make it clear to Local Authorities that the amounts allocated under Column 2 (a) of the Schedule to their Scheme of 26th February, 1934, represent the distribution of the £700 of Treasury Grant which was formerly paid out of the Board's Vote and which was merged in the Block Grant under the 1929 Act. That sum accordingly does not include any direct contribution from Local Authority funds.

Local Authorities are accordingly urged to give the matter full consideration with the object of supplementing and consolidating, through the medium of the Voluntary Associations, the work of training and supervising these special classes of mental defectives referred to above.

The Board are prepared to revise their Scheme at any time if a Local Authority desires to increase the amount of its contribution; they will also earmark for any specified local purpose any sum which a Local Authority may include in their Scheme.

## VI.—EXPENDITURE BY LOCAL AUTHORITIES ON PAUPER LUNATICS.

According to returns furnished by Local Authorities expenditure on pauper lunatics for the year ended 15th May 1933 was as follows :—

On pauper lunatics who were under care for longer or shorter periods during the year in asylums, lunatic wards of poorhouses, and private dwellings, and for other expenses connected with them, a total sum of £932,947 was paid; of which £806,779 was for maintenance in Royal and District Asylums, £58,574 was for maintenance in Greenock Parochial Asylum and in lunatic wards of poorhouses, £46,088 was for maintenance in private dwellings, and £21,506 was for certification, transport, and other expenses. Of this expenditure, £57,810 was repaid by relatives and others. Contributions amounting to £115,703 were formerly made from the Local Taxation Account, in terms of Section 22 of the Local Government (Scotland) Act, 1889, and of Section 2 of the Education and Local Taxation Account (Scotland) Act, 1892. These contributions are now merged in the general Exchequer Contributions to Local Revenues payable under the Local Government (Scotland) Act, 1929.



The average charges for pauper lunatics are as follow :—

	Weekly per head.
In Royal Asylums . . . . .	21s. 9d.
In District Asylums . . . . .	17s. 7d.
In Lunatic Wards of Poorhouses . . . . .	14s. 8d.
In Private Dwellings . . . . .	13s. 5d.

#### VII.—DANGEROUS LUNATICS.

The following statement shows the number of persons sent to asylums as dangerous lunatics in each of the ten years 1924–1933, at the instance of the Procurator Fiscal, under the provisions of the 15th Section 25 and 26 Vict. cap. 54 :—

1924 . . . . . 0	1929 . . . . . 2
1925 . . . . . 0	1930 . . . . . 0
1926 . . . . . 2	1931 . . . . . 0
1927 . . . . . 8	1932 . . . . . 3
1928 . . . . . 2	1933 . . . . . 2

#### VIII.—REMOVALS TO OTHER COUNTRIES.

During 1933, 3 pauper lunatics were removed from Scotland as having no settlement in that country. Of these patients, all of whom were removed from asylums, 2 were sent to England and 1 to Ireland.

#### IX.—LUNATICS UNDER JUDICIAL FACTORS.

At the end of December 1933 there were 1467 persons reported to us by the Accountant of the Court of Session as under judicial factory in consequence of mental unfitness for the management of their affairs. This number is exclusive of some cases in which the means of the wards have been exhausted, though the factory has not been formally discharged by the Court.

These persons were disposed of in the following way :—

- 1128 were in asylums in Scotland ;
- 253 were in private dwellings in Scotland under the care either of relatives or of unrelated guardians ; and
- 86 were resident either in asylums or private dwellings beyond the direct jurisdiction of the Board.

All patients resident in Scotland whose estates are under the management of judicial factors were visited by our officers during the year, except some whose position and circumstances were otherwise satisfactorily known, and in whose cases visitation was thought undesirable.



### X.—THE NUMBER AND DISTRIBUTION OF MENTAL DEFECTIVES AT 1ST JANUARY 1934.

The number and distribution of certified mental defectives on the Register of the Board at 1st January 1934 were as follows :—

	Private.			Rate-Aided.			Totals.		
	M.	F.	T.	M.	F.	T.	M.	F.	T.
In Certified Institutions for Adults.	1	...	1	551	585	1,136	552	585	1,137
In Certified Institutions for Juveniles	70	50	120	722	678	1,400	792	728	1,520
In Private Dwellings . . . . .	4	2	6	681	654	1,335	685	656	1,341
In the State Institution . . . . .	...	...	...	...	...	...	13	1	14
TOTALS . . . . .	75	52	127	1,954	1,917	3,871	2,042	1,970	4,012

The following are general results during 1933 as compared with 1932 in regard to registered mental defectives :—

There was a total increase of 250, due to an increase of private patients by 3, an increase of rate-aided patients by 246, and an increase of 1 patient in the State Institution.

The total increase of 250 arose from an increase of the number in institutions by 184 and an increase of the number in private dwellings by 66.

The increase of 184 in institutions arose from an increase of 4 private patients, an increase of 179 rate-aided patients, and an increase of 1 patient in the State Institution.

The increase of 66 in private dwellings arose from a decrease of 1 private patient and an increase of 67 rate-aided patients.

### XI.—STATISTICS OF CERTIFIED INSTITUTIONS FOR MENTAL DEFECTIVES

(SEE TABLES ON PAGES 41 TO 44 OF APPENDIX TO REPORT).

#### *Admissions.*

The total number of patients admitted to Certified Institutions during 1933 was 338, which is 24 less than in the previous year.

Of the 338 patients admitted, 11 were private patients and 327 were rate-aided patients, as compared with 6 and 356 in the previous year.

#### *Discharges.*

During 1933 there was an increase of 15 in the number of discharges from institutions, the total number discharged being 103, of which 1 was a private patient as compared with 3 in 1932.



*Deaths.*

The number of deaths during the year was 52—an increase of 5 as compared with the number for the previous year.

The recorded main and contributory causes of death were as follows :—

Pneumonia and other pulmonary diseases . . . . .	12
Diseases of the heart and blood vessels . . . . .	12
Diseases of the alimentary, glandular, and genito-urinary systems . . . . .	12
General paralysis and other diseases of the brain . . . . .	10
Tuberculosis . . . . .	10
Epilepsy and convulsions . . . . .	9
Atrophy and debility . . . . .	4
Influenza . . . . .	3
Abscess, septicæmia . . . . .	3
Diseases of the spinal cord and nervous system . . . . .	2
Dysentery, diarrhœa, and infective enteritis . . . . .	2
Cancer, carcinoma, sarcoma, malignant diseases (excluding malignant diseases of the brain) . . . . .	2

*Removals from Institutions on Licence.*

During the year many patients are allowed home from institutions for a holiday in the summer at the discretion of the Medical Superintendent. In addition to those so liberated, 21 patients were allowed to leave the institutions with the sanction of the Board on periods of licence varying from 3 months to 12 months in order to test their fitness for discharge to their homes. Of that number 6 were ultimately discharged from the Registers, 2 were returned to the institution, and 13 were still absent on licence at the end of the year.

*Escapes from Institutions.*

The whole number of escapes during 1933 was 24. Of these, 16 were brought back to the institution, 7 were discharged, and 1 was still absent at the end of the year.

*Defectives under Guardianship.*

During the year ended 31st December 1933, 119 aided mental defectives were certified and placed under guardianship (including 22 dealt with by judicial order and 2 by order of the Secretary of State for Scotland), 37 aided patients were discharged from guardianship and 16 aided patients died. The following table shows the class and sex of the defectives certified during the year :—

Adults.		Children.		Total.
M.	F.	M.	F.	
57	46	11	5	119



## XII.—EXPENDITURE ON AIDED MENTAL DEFECTIVES.

The expenditure by Local Authorities on aided mental defectives for the year ending 15th May 1933 was as follows :—

For maintenance of and provision of accommodation for certified aided defectives who were under care for longer or shorter periods during the year in Certified Institutions and under guardianship, and for other expenses connected with them, a total sum of £205,743 was expended, of which £162,389 was paid in respect of patients in Certified Institutions, £37,656 in respect of patients in private dwellings, and £5698 was for certification, transport, and other expenses. Of this expenditure £5367 was recovered from private sources. As from 16th May 1930, contributions from Treasury funds, payable in terms of Section 37 of the Mental Deficiency and Lunacy (Scotland) Act 1913, were discontinued by the Local Government (Scotland) Act, 1929, and the Exchequer contribution towards the expenses of Local Authorities in respect of mental deficiency is now merged in the General Exchequer contributions to Local Revenues payable under that Act.

We have the honour to be,

SIR,

Your most obedient humble servants,

H. ARTHUR ROSE, *Chairman.*

GEORGE MORTON.

HAMILTON C. MARR.

JAMES P. STURROCK.

J. A. W. STONE, *Secretary.*

EDINBURGH, 3rd October, 1934.



disposal of Private and Pauper Lunatics.

B

A

1. YEARS.	2. Population of Scotland estimated at the middle of the year.	3. Total Registered Lunatics at 1st January.	4. Number of Registered Lunatics per 100,000 of Population.	5. Total Registered Pauper Lunatics at 1st January.	6. Number of Private Lunatics.						7. Number of Pauper Lunatics.						8. Number of Lunatics in Criminal Lunatic Depart- ment.†		
					In Asylums.			In Private Dwellings.			In Asylums and Lunatic Wards of Poorhouses.			In Private Dwellings.			M.	F.	T.
					M.	F.	T.	M.	F.	T.	M.	F.	T.	M.	F.	T.			
1921 . . .	4,882,288	17,665	363	14,734	1517	1320	2837	32	62	94	6300	6404	12,704	898	1132	2030	65	5	70
1922 . . .	4,907,900	17,893	366	14,965	1534	1315	2849	28	51	79	6462	6388	13,050	848	1067	1915	69	2	71
1923 . . .	4,915,500	18,122	369	15,286	1454	1299	2753	33	50	83	6736	6732	13,468	804	1014	1818	68	2	70
1924 . . .	4,869,100	18,266	372	15,379	1514	1299	2813	25	49	74	6789	6801	13,590	784	1005	1789	67	2	69
1925 . . .	4,891,300	18,276	375	15,300	1584	1310	2894	30	52	82	6742	6832	13,574	767	959	1726	67	6	73
Average of the 5 Years	...	18,044	369	15,132	1521	1308	2829	30	53	83	6606	6671	13,277	820	1035	1855	67	3	70
1926 . . .	4,903,300	18,421	377	15,445	1592	1299	2891	31	54	85	6842	6912	13,754	745	946	1691	67	4	71
1927 . . .	4,894,700	18,467	377	15,532	1564	1291	2855	28	52	80	6919	6975	13,894	723	915	1638	63	5	68
1928 . . .	4,888,700	18,589	380	15,667	1535	1315	2850	24	48	72	7047	7025	14,072	698	897	1595	64	6	70
1929 . . .	4,896,600	18,916	387	15,977	1543	1328	2871	23	45	68	7245	7178	14,423	679	875	1554	66	7	73
1930 . . .	4,879,700	18,942	387	16,012	1540	1319	2859	25	46	71	7362	7184	14,546	655	811	1466	69	7	76
Average of the 5 Years	...	18,667	382	15,727	1555	1310	2865	26	49	75	7083	7055	14,138	700	889	1589	66	6	72
1931 . . .	4,842,554	19,127	392	16,213	1521	1322	2843	22	49	71	7455	7352	14,807	633	773	1406	66	7	73
1932 . . .	4,880,000	19,366	400	16,492	1497	1307	2804	23	47	70	7623	7508	15,131	623	738	1361	60	6	66
1933 . . .	4,916,000	19,302	396	16,500	1476	1257	2733	23	46	69	7663	7519	15,182	595	723	1318	63	6	69
1934 . . .	...	19,422	395	16,630	1457	1272	2729	22	41	63	7813	7527	15,340	599	691	1290	70	7	77

\* A small number of certified lunatics, inmates of certified institutions, are not included in this Table.

† The number of Lunatics is taken at the 1st January of each year. The calculations are made on the Population of the previous year—e.g. the calculations for 1934 are made on the Population for 1933—the Population being that of the middle of the year, as estimated by the Registrar-General.

‡ Not registered Lunatics.



A. Number of Lunatics on Register at 1st January of each year. The numbers placed on, and removed from, the Register during each year. The excess or decrease of registered Lunatics.

B. The numbers of Lunatics registered each year, who had never previously been registered.

C. Average number of Lunatics on Register during each year, and the percentage of deaths among them.

[illegible]



THE NUMBERS OF PRIVATE AND PAUPER LUNATICS RESIDENT IN ROYAL, DISTRICT, PRIVATE, AND PAROCHIAL ASYLUMS, AND IN LUNATIC WARDS OF POORHOUSES, ON 31st DECEMBER OF EACH YEAR FROM 1920 TO 1933; THE NUMBERS THEREINTO ADMITTED; THE NUMBERS THEREFROM DISCHARGED, RECOVERED AND NOT RECOVERED; THE NUMBERS TRANSFERRED FROM ONE ESTABLISHMENT TO ANOTHER; AND THE NUMBERS THAT DIED THEREIN IN EACH OF THE SAID YEARS.

YEARS.	Number Resident at 31st December.				Number Admitted during Year (including Transfers).				Number Discharged during Year.								Number Transferred during Year.				Number of Deaths during Year.			
	Private.		Pauper.		Private.		Pauper.		Recovered.				* Not Recovered.				Private.		Pauper.		Private.		Pauper.	
	M.	F.	M.	F.	M.	F.	M.	F.	Private.		Pauper.		Private.		Pauper.		M.	F.	M.	F.				
									M.	F.	M.	F.	M.	F.	M.	F.								
1920 .	1517	1320	6300	6304	370	403	1795	1921	219	139	431	539	163	113	422	570	43	12	282	369	136	148	643	619
1921 .	1534	1315	6462	6588	308	382	1848	1834	167	138	462	543	139	110	337	423	38	12	213	254	149	136	723	687
1922 .	1454	1299	6736	6732	295	362	2060	2040	127	122	477	582	128	112	560	574	30	14	436	439	136	157	733	727
1923 .	1514	1299	6789	6801	263	349	1827	1730	107	104	518	502	94	109	484	533	27	26	345	353	121	133	653	629
1924 .	1584	1310	6742	6832	242	316	1484	1484	97	103	464	503	111	85	244	283	21	12	119	142	130	126	657	658
Average of 5 Years	1521	1309	6606	6651	296	362	1803	1802	143	121	470	533	127	106	409	477	32	15	279	311	134	140	682	664
1925 .	1592	1299	6842	6912	225	292	1491	1433	106	95	416	535	101	73	239	273	27	9	122	103	117	126	629	554
1926 .	1564	1291	6919	6975	186	292	1382	1393	96	89	455	514	67	104	201	237	19	19	75	105	113	109	587	577
1927 .	1535	1315	7047	7025	199	295	1490	1446	75	83	483	478	76	77	239	317	18	7	104	133	114	127	603	585
1928 .	1543	1328	7245	7178	209	307	1568	1493	95	85	436	510	60	83	278	233	11	18	135	104	89	123	613	600
1929 .	1540	1319	7362	7184	202	306	1514	1448	78	80	438	531	57	89	249	246	13	18	127	139	122	168	658	643
Average of 5 Years	1555	1310	7083	7055	204	298	1489	1443	90	86	446	514	72	85	241	261	18	14	113	117	111	131	618	592
1930 .	1521	1322	7455	7352	186	302	1456	1391	90	96	448	483	59	88	255	203	22	16	139	102	87	123	629	529
1931 .	1497	1307	7623	7508	174	278	1415	1362	67	83	385	419	63	85	245	214	12	15	131	103	88	119	597	579
1932 .	1476	1257	7663	7519	187	233	1261	1339	77	90	408	448	61	70	231	268	10	14	101	114	89	129	563	606
1933 .	1457	1272	7813	7527	208	258	1411	1339	63	77	426	497	58	68	277	248	16	19	178	141	103	97	561	587

\* Including Patients transferred from one establishment to another.



## APPENDIX.—TABLE IV.

The Results of Treatment in different classes of Establishments for each Year from 1920 to 1933.

(a) *Royal and District Asylums.*

ROYAL AND DISTRICT ASYLUMS.	Average Number Resident.			Admissions (including Transfers).			Recoveries.			Discharges not Recovered (including Transfers).			Deaths.			Proportion of Admissions per cent. on Number Resident.			Proportion of Recoveries per cent. on Admissions.			Proportion of Deaths per cent. on Number Resident.		
	M.	F.	T.	M.	F.	T.	M.	F.	T.	M.	F.	T.	M.	F.	T.	M.	F.	T.	M.	F.	T.	M.	F.	T.
Year 1920.	7201.5	7101.0	14302.5	2071	2241	4312	629	660	1289	548	660	1208	727	729	1456	28.8	31.6	30.1	30.4	29.5	29.9	10.1	10.3	10.2
" 1921.	7376.0	7278.0	14654.0	2089	2115	4204	614	665	1279	457	498	955	836	790	1626	28.3	29.1	28.7	29.4	31.4	30.4	11.3	10.9	11.1
" 1922.	7550.5	7424.5	14975.0	2251	2215	4466	592	690	1282	666	650	1316	826	844	1670	29.8	29.8	29.8	26.3	31.2	28.7	10.9	11.4	11.2
" 1923.	7673.0	7511.0	15184.0	1973	1964	3937	602	596	1198	548	613	1161	745	713	1458	25.7	26.1	25.9	30.5	30.4	30.4	9.7	9.5	9.6
" 1924.	7729.5	7556.5	15286.0	1650	1727	3377	537	592	1129	333	345	678	745	741	1486	21.3	22.9	22.1	32.5	34.3	33.4	9.6	9.8	9.7
Average of 5 Years	7506.1	7374.2	14880.3	2007	2052	4059	595	641	1236	510	553	1063	776	763	1539	26.7	27.8	27.2	29.6	31.2	30.5	10.3	10.3	10.3
Year 1925.	7804.5	7517.0	15321.5	1651	1671	3322	508	622	1130	321	331	652	707	646	1353	21.2	22.2	21.7	30.8	37.2	34.0	9.1	8.6	8.8
" 1926.	7888.5	7675.0	15563.5	1526	1623	3149	541	589	1130	257	329	586	675	661	1336	19.3	21.1	20.2	35.5	36.3	35.9	8.6	8.6	8.6
" 1927.	7956.5	7723.0	15679.5	1615	1661	3276	544	550	1094	295	370	665	693	685	1378	20.3	21.5	20.9	33.7	33.1	33.4	8.7	8.9	8.8
" 1928.	8097.0	7844.0	15941.0	1701	1741	3442	517	579	1096	314	300	614	672	680	1352	21.0	22.2	21.6	30.4	33.1	31.8	8.3	8.7	8.5
" 1929.	8246.0	7926.5	16172.5	1640	1668	3308	505	595	1100	286	316	602	749	774	1523	19.9	21.0	20.5	30.8	35.7	33.3	9.1	9.8	9.4
Average of 5 Years	7998.5	7737.1	15735.6	1627	1673	3299	523	587	1110	295	329	624	699	689	1388	20.3	21.6	21.0	32.1	35.1	33.6	8.7	8.9	8.8
Year 1930.	8333.5	8013.0	16346.5	1569	1648	3217	522	567	1089	288	267	555	684	624	1308	18.8	20.6	19.7	33.3	34.4	33.9	8.2	7.8	8.0
" 1931.	8447.5	8175.5	16623.0	1522	1588	3110	440	491	931	278	285	563	651	677	1328	18.0	19.4	18.7	28.9	30.9	29.9	7.7	8.3	8.0
" 1932.	8530.5	8217.0	16747.5	1384	1488	2872	468	522	990	277	320	597	626	698	1324	16.2	18.1	17.1	33.8	35.1	34.5	7.3	8.5	7.9
" 1933.	8577.0	8188.0	16765.0	1499	1504	3003	471	561	1032	314	295	609	634	654	1288	17.5	18.4	17.9	31.4	37.3	34.4	7.4	8.0	7.7



APPENDIX.—TABLE IV.—*continued.*

The Results of Treatment in different classes of Establishments for each Year from 1920 to 1933.

(b) *Private Asylums.*

PRIVATE ASYLUMS.	Average Number Resident.			Admissions (including Transfers).			Recoveries.			Discharges not Recovered (including Transfers).			Deaths.			Proportion of Admissions per cent. on Number Resident.			Proportion of Recoveries per cent. on Admissions.			Proportion of Deaths per cent. on Number Resident.		
	M.	F.	T.	M.	F.	T.	M.	F.	T.	M.	F.	T.	M.	F.	T.	M.	F.	T.	M.	F.	T.	M.	F.	T.
Year 1920 .	24.5	31.0	55.5	9	4	13	2	3	5	3	1	4	7	...	7	36.7	12.9	23.4	22.2	75.0	38.5	28.6	...	12.6
" 1921 .	22.5	33.0	55.5	5	11	16	3	5	8	1	1	2	2	1	3	22.2	33.3	28.8	60.0	45.5	50.0	8.9	3.0	5.4
" 1922 .	20.5	35.0	55.5	3	5	8	1	1	2	...	1	1	5	3	8	14.6	14.3	14.4	33.3	20.0	25.0	24.4	8.6	14.4
" 1923 .	20.0	34.0	54.0	8	9	17	3	3	6	1	3	4	2	5	7	40.0	26.5	31.5	37.5	33.3	35.3	10.0	14.7	13.0
" 1924 .	20.5	31.5	52.0	5	3	8	1	1	2	2	2	4	3	3	6	24.4	9.5	15.4	20.0	33.3	25.0	14.6	9.5	11.5
Average of 5 Years	21.6	32.9	54.5	6	6	12	2	3	5	1	2	3	4	2	6	27.8	18.2	22.0	33.3	50.0	41.7	18.5	6.1	11.0
Year 1925 .	18.0	28.5	46.5	...	3	3	3	1	4	...	3	3	1	2	3	...	10.5	6.5	...	33.3	133.3	5.6	7.0	6.5
" 1926 .	15.5	29.5	45.0	2	9	11	...	...	...	...	3	3	3	1	4	12.9	30.5	24.4	...	...	...	19.4	3.4	8.9
" 1927 .	14.0	31.0	45.0	1	2	3	1	...	1	2	1	3	...	3	3	7.1	6.5	6.7	100.0	...	33.3	...	9.7	6.7
" 1928 .	14.0	28.5	42.5	5	3	8	...	2	2	2	...	2	1	4	5	35.7	10.5	18.8	...	66.7	25.0	7.1	14.0	11.8
" 1929 .	14.0	29.5	43.5	1	9	10	...	...	...	...	...	...	3	4	7	7.1	30.5	23.0	...	...	...	21.4	13.6	16.1
Average of 5 Years	15.1	29.4	44.5	2	5	7	1	1	1	1	1	2	2	3	4	13.2	17.0	15.7	50.0	20.0	14.3	13.2	10.2	9.0
Year 1930 .	13.5	30.5	44.0	2	6	8	1	1	2	...	5	5	...	3	3	14.8	19.7	18.2	50.0	16.7	25.0	...	9.8	6.8
" 1931 .	12.5	29.0	41.5	2	6	8	...	1	1	3	3	6	2	2	4	16.0	20.7	19.3	...	16.7	12.5	16.0	6.9	9.6
" 1932 .	10.5	28.0	38.5	2	12	14	...	1	1	...	5	5	3	8	11	19.0	42.9	36.4	...	8.3	7.1	28.6	28.6	28.6
" 1933 .	10.0	28.0	38.0	2	6	8	1	...	1	...	2	2	1	2	3	20.0	21.4	21.1	50.0	...	12.5	10.0	7.1	7.9



APPENDIX.—TABLE IV.—*continued.*  
 The Results of Treatment in different classes of Establishments for each Year from 1920 to 1933.  
 (c) *Parochial Asylum.*  
 (Lunatic Wards of Poorhouse with Unrestricted Licence.)

PAROCHIAL ASYLUM.	Average Number Resident.			Admissions (including Transfers).			Recoveries.			Discharges not Recovered (including Transfers).			Deaths.			Proportion of Admissions per cent. on Number Resident.			Proportion of Recoveries per cent. on Admissions.			Proportion of Deaths per cent. on Number Resident.		
	M.	F.	T.	M.	F.	T.	M.	F.	T.	M.	F.	T.	M.	F.	T.	M.	F.	T.	M.	F.	T.	M.	F.	T.
Year 1920 .	111.5	101.0	212.5	49	38	87	13	11	24	24	9	33	21	14	35	43.9	37.6	40.9	26.5	28.9	27.6	18.8	13.9	16.5
" 1921 .	105.0	105.0	210.0	28	38	66	9	11	20	5	10	15	18	13	31	26.7	36.2	31.4	32.1	28.9	30.3	17.1	12.4	14.8
" 1922 .	111.5	104.5	216.0	44	24	68	10	7	17	4	12	16	13	10	23	39.5	23.0	31.5	22.7	29.2	25.0	11.7	9.6	10.6
" 1923 .	121.0	101.0	222.0	40	19	59	18	5	23	5	2	7	15	14	29	33.1	18.8	26.6	45.0	26.3	39.0	12.4	13.9	13.1
" 1924 .	121.5	100.0	221.5	36	23	59	21	9	30	3	3	6	13	11	24	30.0	23.0	26.6	58.3	39.1	50.8	10.7	11.0	10.8
Average of } 5 Years }	114.1	102.3	216.4	39	29	68	14	9	23	8	7	15	16	12	28	34.2	28.3	31.4	35.9	31.0	33.8	14.0	11.7	12.9
Year 1925 .	121.5	102.5	224.0	24	19	43	10	7	17	2	1	3	11	6	17	19.8	18.5	19.2	41.7	36.8	39.5	9.1	5.9	7.6
" 1926 .	121.5	105.5	227.0	15	20	35	8	14	22	2	1	3	6	4	10	12.3	19.0	15.4	53.3	70.0	62.9	4.9	3.8	4.4
" 1927 .	126.0	109.0	235.0	35	27	62	12	10	22	3	4	7	10	7	17	27.8	24.8	26.4	34.3	37.0	35.5	7.9	6.4	7.2
" 1928 .	129.5	112.5	242.0	23	23	46	13	12	25	4	...	4	9	10	19	17.8	20.4	19.0	56.5	52.2	54.3	6.9	8.9	7.9
" 1929 .	133.0	114.0	247.0	32	26	58	10	16	26	3	3	6	9	5	14	24.1	22.8	23.5	31.3	61.5	44.8	6.8	4.4	5.7
Average of } 5 Years }	126.3	108.7	235.0	26	23	49	11	12	22	3	2	5	9	6	15	20.6	21.2	20.9	42.3	52.2	44.9	7.1	5.5	6.4
Year 1930 .	138.0	113.0	251.0	31	16	47	12	11	23	5	1	6	14	8	22	22.5	14.2	18.7	38.7	68.8	48.9	10.1	7.1	8.8
" 1931 .	138.5	111.5	250.0	31	18	49	10	9	19	9	2	11	11	6	17	22.4	16.1	19.6	32.3	50.0	38.8	7.9	5.4	6.8
" 1932 .	139.0	113.0	252.0	28	29	57	16	15	31	3	2	5	9	10	19	20.1	25.7	22.6	57.1	51.7	54.4	6.5	8.8	7.5
" 1933 .	141.0	111.5	252.5	31	19	50	13	12	25	3	2	5	11	10	21	22.0	17.0	19.8	41.9	63.2	50.0	7.8	9.0	8.3



APPENDIX.—TABLE IV.—*continued.*

The Results of Treatment in different classes of Establishments for each Year from 1920 to 1933.  
(d) *Lunatic Wards of Poorhouses with Restricted Licences.*

LUNATIC WARDS OF POORHOUSES.	Average Number Resident.			Admissions (including Transfers).			Recoveries.			Discharges not Recovered (including Transfers).			Deaths.			Proportion of Admissions per cent. on Number Resident.			Proportion of Recoveries per cent. on Admissions.			Proportion of Deaths per cent. on Number Resident.		
	M.	F.	T.	M.	F.	T.	M.	F.	T.	M.	F.	T.	M.	F.	T.	M.	F.	T.	M.	F.	T.	M.	F.	T.
Year 1920 .	404.0	393.0	797.0	36	41	77	6	4	10	10	13	23	24	24	48	8.9	10.4	9.7	16.7	9.8	13.0	5.9	6.1	6.0
" 1921 .	403.0	397.5	800.5	34	53	87	3	2	5	13	23	36	16	19	35	8.4	13.3	10.9	8.8	3.8	5.7	4.0	4.8	4.4
" 1922 .	410.5	403.0	813.5	57	58	115	1	6	7	18	23	41	25	27	52	13.6	14.4	14.1	1.8	10.3	6.1	6.1	6.7	6.4
" 1923 .	432.5	419.5	852.0	69	87	156	2	2	4	24	24	48	12	30	42	16.0	20.7	18.3	2.9	2.3	2.6	2.8	7.2	4.9
" 1924 .	443.0	433.0	876.0	35	47	82	2	4	6	17	18	35	26	29	55	7.9	10.9	9.4	5.7	8.5	7.3	5.9	6.7	6.3
Average of 5 Years }	418.6	409.2	827.8	46	57	103	3	3	6	17	20	37	21	26	47	11.0	13.9	12.4	6.5	5.3	5.8	5.0	6.4	5.7
Year 1925 .	437.0	428.5	865.5	41	32	73	1	...	1	17	11	28	27	26	53	9.4	7.5	8.4	2.4	...	1.4	6.2	6.1	6.1
" 1926 .	433.0	428.5	861.5	25	33	58	2	...	2	9	8	17	16	20	36	5.8	7.7	6.7	8.0	...	3.4	3.7	4.7	4.2
" 1927 .	436.0	438.0	874.0	38	51	89	1	1	2	15	19	34	14	17	31	8.7	11.6	10.2	2.6	2.0	2.2	3.2	3.9	3.5
" 1928 .	444.5	438.0	882.5	48	33	81	1	2	3	18	16	34	20	29	49	10.8	7.5	9.2	2.1	6.1	3.7	4.5	6.6	5.6
" 1929 .	452.0	434.5	886.5	43	51	94	1	...	1	17	16	33	19	28	47	9.5	11.7	10.6	2.3	...	1.1	4.2	6.4	5.3
Average of 5 Years }	440.5	433.5	874.0	39	40	79	1	1	2	15	14	29	19	24	43	8.9	9.2	9.0	2.6	2.5	2.5	4.3	5.5	4.9
Year 1930 .	454.0	432.0	886.0	40	23	63	3	...	3	21	18	39	18	17	35	8.8	5.3	7.1	7.5	...	4.8	4.0	3.9	4.0
" 1931 .	449.5	428.5	878.0	34	28	62	2	1	3	18	9	27	21	13	34	7.6	6.5	7.1	5.9	3.6	4.8	4.7	3.0	3.9
" 1932 .	449.5	437.5	887.0	34	43	77	1	...	1	12	11	23	14	19	33	7.6	9.8	8.7	2.9	...	1.3	3.1	4.3	3.7
" 1933 .	476.5	460.0	936.5	87	68	155	4	1	5	18	17	35	18	18	36	18.3	14.8	16.6	4.6	1.5	3.2	3.8	3.9	3.8



APPENDIX.—TABLE IV.—continued.  
(e) The Statistics of Pauper Lunatics in Private Dwellings for each Year from 1920 to 1933.

YEARS.	Admitted to Roll of Patients in Private Dwellings.						Ceased to be Patients in Private Dwellings.						On Roll at 31st December of each year.						Percentage of Recoveries on Admissions.			Percentage of Deaths on the Numbers at 31st December of each year.								
	Intimated by Inspectors of Poor.			Transferred from Asylums.			Total.			Recovered.			Removed from Roll by Friends.			Transferred to Asylum.			Died.			On Roll at 31st December of each year.			Percentage of Recoveries on Admissions.			Percentage of Deaths on the Numbers at 31st December of each year.		
	M.	F.	T.	M.	F.	T.	M.	F.	T.	M.	F.	T.	M.	F.	T.	M.	F.	T.	M.	F.	T.	M.	F.	T.	M.	F.	T.	M.	F.	T.
During 1920	15	29	132	34	54	49	83	132	5	11	16	11	13	24	44	88	132	27	41	68	898	1132	2030	10	13	12	30	36	33	
" 1921	16	19	104	22	47	38	66	104	4	8	12	9	9	18	50	67	117	25	47	72	848	1067	1915	11	12	12	29	44	38	
" 1922	11	21	88	23	33	34	54	88	2	5	7	7	6	13	45	58	103	24	38	62	804	1014	1818	6	9	8	30	37	34	
" 1923	21	12	153	46	74	67	86	153	9	5	14	11	5	16	48	41	89	19	44	63	784	1005	1789	13	6	9	24	44	35	
" 1924	11	19	107	36	41	47	60	107	6	5	11	5	9	14	36	55	91	17	37	54	767	959	1726	13	8	10	22	39	31	
Average of 5 Years	15	20	117	32	50	47	70	117	5	7	12	9	8	17	44	62	106	23	41	64	820	1036	1856	11	10	10	28	40	34	
During 1925	13	20	126	36	57	49	77	126	5	3	8	7	8	15	34	47	81	25	32	57	745	946	1691	10	4	6	34	34	34	
" 1926	13	18	94	22	41	35	59	94	4	5	9	3	10	13	30	39	69	20	36	56	723	915	1638	11	8	10	28	39	34	
" 1927	5	6	96	38	47	43	53	96	1	6	7	8	3	11	37	29	66	22	33	55	698	897	1595	2	11	7	32	37	35	
" 1928	12	15	102	26	49	38	64	102	3	3	6	3	4	7	35	46	81	16	33	49	679	875	1554	8	5	6	24	38	32	
" 1929	6	7	73	34	26	40	33	73	2	5	7	5	5	10	31	47	78	26	40	66	655	811	1466	5	15	10	40	49	45	
Average of 5 Years	10	13	98	31	44	41	57	98	3	4	7	5	6	11	33	42	75	22	35	57	700	889	1589	7	7	7	31	39	36	
During 1930	6	6	71	29	30	35	36	71	5	4	9	4	3	7	30	41	71	18	26	44	633	773	1406	14	11	13	28	34	31	
" 1931	3	4	76	35	34	38	38	76	5	10	15	1	3	4	27	28	55	15	32	47	623	738	1361	13	26	20	24	43	35	
" 1932	3	4	72	4	19	22	50	72	2	5	7	1	3	4	30	28	58	17	29	46	595	723	1318	9	10	10	29	40	35	
" 1933	4	5	90	42	39	46	44	90	6	6	12	4	4	8	23	36	59	9	30	39	599	691	1290	13	14	13	15	43	30	



APPENDIX.—TABLE V.

The numbers of Private and Pauper Lunatics and the number of Private and Rate-aided Voluntary Boarders of each Sex in each Royal and District Asylum, Private Asylum, Parochial Asylum, and Licensed Poorhouse in Scotland on 1st January 1934, and the accommodation in these establishments.

ASYLUM.	Where Situated.	Name of Superintendent.	Number of Certified Patients.										Number of Voluntary Boarders.					Total No. of Patients.	Number of Beds for Patients.						
			Private.					Pauper.					Total.			Private.						Rate-Aided.		Total	
			M.	F.	T.	M.	F.	T.	M.	F.	T.	M.	F.	T.	M.	F.	T.					M.	F.		T.
Aberdeen Royal Mental Hosp.	Aberdeen	Dr. R. Dods Brown.	136	166	302	263	280	543	399	446	845	15	21	36	845	15	21	36	3	2	41	448	538	986	
Crichton Royal Institution	Dumfries.	Dr. C. C. Easterbrook	160	208	368	172	171	343	332	379	711	126	149	275	711	126	149	275	...	3	278	567	706	1273	
Dundee Royal	Dundee	Miss M. E. Whyte	15	21	36	...	...	...	15	21	36	...	...	...	36	2	7	27	...	...	9	25	44	69	
Royal Edinburgh Hospital for Mental Disorders	Edinburgh	Dr. D. K. Henderson	222	280	502	83	81	164	305	361	666	81	94	175	666	81	94	175	...	5	190	405	468	873	
Glasgow Royal Mental Hosp.	Glasgow	Dr. A. MacNiven	174	193	367	12	9	21	186	202	388	44	106	150	388	44	106	150	...	...	150	245	311	556	
Montrose Royal	Montrose.	Dr. C. J. Shaw	92	95	187	273	292	565	365	387	752	29	18	47	752	29	18	47	3	2	52	410	407	817	
Murray's Royal	Perth	Dr. W. D. Chambers	55	68	123	...	...	...	55	68	123	...	...	...	123	...	...	...	...	...	64	187	141	130	271
Aberdeen District	Kingsseat, New Machar	Dr. J. S. Annandale	31	...	31	332	321	653	363	321	684	...	...	...	321	...	...	...	10	10	20	704	400	800	
Argyll District	Lochgilphead	Dr. D. Ross	22	20	42	259	263	522	281	283	564	2	1	3	564	2	1	3	4	4	10	574	290	578	
Ayr District	Ayr	Dr. G. D. M'Rae	36	26	62	326	278	604	362	304	666	1	6	7	666	1	6	7	2	1	10	676	365	317	682
Banff District	Lady'sbridge	Dr. G. M. Bell	7	3	10	97	87	184	104	90	194	...	...	...	194	...	...	...	3	2	5	199	125	100	225
Dundee District	Dundee	Dr. W. T. Mackenzie	22	...	22	273	294	567	295	294	589	...	...	...	589	...	...	...	...	...	...	589	295	299	594
East Lothian District	Haddington	Miss Jean Sinclair	9	6	15	99	116	215	108	122	230	...	...	...	230	...	...	...	...	...	...	235	118	145	263
Edinburgh District	Bangour, W. Lothian	Dr. W. M. Allister	12	8	20	442	486	928	454	494	948	1	1	2	948	1	1	2	38	43	83	1031	496	538	1034
Fife District	Cupar, Fife	Dr. W. Boyd	42	23	65	406	420	826	448	443	891	2	2	4	891	2	2	4	8	14	26	917	458	482	940
Glasgow District	Gartloch, Gartcosh	Dr. A. M. Dryden	27	...	27	433	406	839	460	406	866	...	...	...	866	...	...	...	...	...	...	866	472	406	878
Glasgow District	Woodilee, Lenzie	Dr. H. Carr	40	...	40	615	544	1159	655	544	1199	...	...	...	1199	...	...	...	...	...	...	1199	693	627	1320
Govan District	Crookston, Cardonald, Glasgow.	Dr. J. H. MacDonald	47	...	51	452	393	845	499	397	896	1	...	...	896	1	...	...	...	...	...	897	500	397	897
Inverness District	Inverness	Dr. W. M. William	35	...	35	376	346	722	411	346	757	...	...	...	757	...	...	...	1	1	2	759	429	360	789
Kirkcaldy	Bothwell.	Dr. W. M. Buchanan	15	...	15	121	109	230	136	109	245	...	...	...	245	...	...	...	2	2	4	249	153	118	271
Lanark District	Hartwood	Dr. N. T. Kerr	66	40	106	702	586	1288	768	626	1394	15	6	21	1394	15	6	21	14	14	28	1443	799	670	1469
Midlothian District	Rosewell	Dr. J. H. C. Orr	25	6	31	161	180	341	186	186	372	...	...	...	372	...	...	...	6	5	11	383	196	192	388
Moray (or Elgin) District	Elgin	Miss A. A. Kinloch	11	7	18	66	98	164	77	105	182	...	...	...	182	...	...	...	...	...	...	182	79	113	192
Paisley District	Riccartbar, Paisley.	Dr. Mary Knight	30	28	58	159	122	281	189	150	339	1	1	2	339	1	1	2	7	3	12	351	203	156	359
Perth District	Murthly	Dr. L. C. Bruce	17	5	22	187	220	407	204	225	429	...	...	...	429	...	...	...	...	...	...	429	212	245	457
Renfrew District	Dykebar, Paisley	Dr. R. D. Hotchkiss	14	...	14	189	193	382	203	193	396	...	...	...	396	...	...	...	2	1	3	399	205	194	399
Roxburgh District	Melrose	Dr. P. Steele	21	21	42	188	198	386	179	219	398	2	2	4	398	2	2	4	3	3	10	408	221	225	446
Stirling District.	Larbert	Dr. R. B. Campbell	56	15	71	522	449	971	578	464	1042	1	2	3	1042	1	2	3	9	9	21	1063	593	486	1079
Totals in Royal and District Asylums			1439	1243	2682	7178	6942	14,120	8617	8185	16,802	350	456	125	16,802	350	456	125	125	125	1056	9543	9362	18,905	







The Number of Pauper Lunatics chargeable to each Lunacy District who were resident in Establishments or in Private Dwellings respectively, on 1st January of each Year from 1921 to 1934.

(Inmates of Schools for Imbeciles are not included in this Table.)

LUNACY DISTRICTS AND POPULATIONS FOR 1931.	SCOTLAND.  4,842,980		ABERDEEN COUNTY.  145,601		ABERDEEN CITY.  167,258		ANGUS COUNTY.  76,970		ARROATH BURGH.  17,635		KIN- CARDINE COUNTY.  27,442		ARGYLL COUNTY.  63,050		AYR COUNTY.  210,334		AYR BURGH.  36,783		KIL- MARNOCK BURGH.  38,100		BANFF COUNTY.  54,907	
	Estab- lish- ments.	Private Dwellings.	Estab.	Priv. Dwell.	Estab.	Priv. Dwell.	Estab.	Priv. Dwell.	Estab.	Priv. Dwell.	Estab.	Priv. Dwell.	Estab.	Priv. Dwell.	Estab.	Priv. Dwell.	Estab.	Priv. Dwell.	Estab.	Priv. Dwell.	Estab.	Priv. Dwell.
Year 1921 . . . . .	12,704	2030	546	62	500	42	384	45	315	47	315	47	563	44	563	44	178	44	178	44	195	39
" 1922 . . . . .	13,050	1915	534	62	514	42	386	43	307	41	307	41	578	38	578	38	191	39	191	39	190	35
" 1923 . . . . .	13,468	1818	537	56	550	40	369	39	319	39	319	39	586	37	586	37	190	35	190	35	194	35
" 1924 . . . . .	13,590	1789	561	56	569	38	395	34	317	37	317	37	613	34	613	34	194	35	194	35	189	38
" 1925 . . . . .	13,574	1726	572	51	574	37	397	34	318	35	318	35	632	35	632	35	189	38	189	38	189	38
Absolute Annual Average of five years . . . . .	13,277.2	1855.6	550.0	57.4	541.4	39.8	386.2	39.0	315.2	39.8	315.2	39.8	594.4	37.6	594.4	37.6	189.6	38.4	189.6	38.4	189.6	38.4
Annual Average per 100,000 of Population (calculated on the Population of 1921)	272	38	359	37	341	25	290	29	410	52	410	52	199	13	199	13	331	67	331	67	331	67
Year 1926 . . . . .	13,754	1691	581	47	579	38	395	33	309	35	309	35	599	33	599	33	194	34	194	34	203	32
" 1927 . . . . .	13,894	1638	573	46	595	37	378	30	307	33	307	33	599	33	599	33	203	32	203	32	197	32
" 1928 . . . . .	14,072	1595	558	45	610	38	393	29	302	30	302	30	617	31	617	31	197	32	197	32	207	25
" 1929 . . . . .	14,423	1554	557	44	633	37	398	30	320	28	320	28	620	30	620	30	207	25	207	25	199	24
" 1930 . . . . .	14,546	1466	550	44	652	35	391	28	306	28	306	28	617	29	617	29	199	24	199	24	200.0	29.4
Absolute Annual Average of five years . . . . .	14,137.8	1588.8	563.8	45.2	613.8	37.0	391.0	30.0	308.8	30.8	308.8	30.8	610.4	31.2	610.4	31.2	200.0	29.4	200.0	29.4	200.0	29.4
Annual Average per 100,000 of Population (calculated on the Populations of 1921)	290	32	368	29	386	23	294	23	402	40	402	40	204	10	204	10	349	51	349	51	349	51
Year 1931 . . . . .	14,807	1406	586	42	644	33	69	6	299	29	299	29	96	2	96	2	192	23	192	23	192	23
" 1932 . . . . .	15,131	1361	600	37	670	31	69	5	314	25	314	25	94	2	94	2	195	23	195	23	195	23
" 1933 . . . . .	15,182	1318	608	43	633	31	67	5	309	24	309	24	104	2	104	2	195	21	195	21	195	21
" 1934 . . . . .	15,340	1290	602	46	643	27	63	6	308	23	308	23	96	2	96	2	187	18	187	18	187	18

NOTE.—All the figures in this Table for the years 1921-30 are in respect of the Lunacy Districts which existed up to 15th May 1930. For 1931, and subsequent years the figures are shown in respect of each of the Counties and large Burghs which, under the Local Government (Scotland) Act, 1929, became the administrative areas for Lunacy and Mental Deficiency. The grouping in the Table has been retained as nearly as possible in accordance with the old arrangement, for the purpose of comparison, but in certain cases the former Lunacy District was not exactly coterminous with the new area.



## APPENDIX.—TABLE VI.—continued.

The Number of Pauper Lunatics chargeable to each Lunacy District, who were resident in Establishments or in Private Dwellings respectively, on 1st January of each Year from 1921 to 1934.

(Inmates of Schools for Imbeciles are not included in this Table.)

LUNACY DISTRICTS AND POPULATIONS FOR 1931.	BUTE COUNTY. 18,823		CAITHNESS COUNTY. 25,656		DUMFRIES COUNTY. 58,252		DUMFRIES BURGH. 22,795		KIRKCUDDRIE COUNTY. 30,341		WIGTOWN COUNTY. 29,331		DUNDEE BURGH. 175,585		EAST LOTHIAN COUNTY. 47,338		EDINBURGH BURGH. 439,010		FIFE COUNTY. 197,436		DUN- FERMLINE BURGH. 35,058		KIRKCALDY BURGH. 43,874	
	Estab.	Priv. Dwelling.	Estab.	Priv. Dwelling.	Estab.	Priv. Dwelling.	Estab.	Priv. Dwelling.	Estab.	Priv. Dwelling.	Estab.	Priv. Dwelling.	Estab.	Priv. Dwelling.	Estab.	Priv. Dwelling.	Estab.	Priv. Dwelling.	Estab.	Priv. Dwelling.	Estab.	Priv. Dwelling.	Estab.	Priv. Dwelling.
Places in which the Patients were resident.																								
Year 1921	51	11	84	42	344	39	344	39	344	39	344	39	541	55	133	14	1107	206	554	83	554	83	1107	206
" 1922	51	10	86	40	357	40	357	40	357	40	357	40	560	53	138	13	1153	193	562	76	562	76	1153	193
" 1923	50	9	90	39	361	36	361	36	361	36	361	36	600	51	142	13	1182	186	589	81	589	81	1182	186
" 1924	58	7	92	38	363	38	363	38	363	38	363	38	612	49	130	13	1137	219	577	76	577	76	1137	219
" 1925	54	7	87	35	359	38	359	38	359	38	359	38	602	47	129	11	1122	204	598	75	598	75	1122	204
Absolute Annual Average of five years	52.8	8.8	87.8	38.8	356.8	38.2	356.8	38.2	356.8	38.2	356.8	38.2	583.0	51.0	134.4	12.8	1140.2	201.6	576.0	78.2	576.0	78.2	1140.2	201.6
Annual Average per 100,000 of Population (calculated on the Population of 1921).	157	26	310	137	249	27	249	27	249	27	249	27	346	30	283	27	271	48	191	26	191	26	271	48
Year 1926	54	6	87	34	370	37	370	37	370	37	370	37	598	41	135	11	1128	201	609	72	609	72	1128	201
" 1927	60	5	87	31	358	36	358	36	358	36	358	36	615	39	144	9	1118	196	616	68	616	68	1118	196
" 1928	57	5	86	30	361	37	361	37	361	37	361	37	607	41	139	9	1070	212	662	63	662	63	1070	212
" 1929	57	5	89	30	374	34	374	34	374	34	374	34	614	46	142	8	1079	221	684	61	684	61	1079	221
" 1930	51	5	86	27	374	31	374	31	374	31	374	31	630	43	133	7	1094	210	729	61	729	61	1094	210
Absolute Annual Average of five years	55.8	5.2	87.0	30.4	367.4	35.0	367.4	35.0	367.4	35.0	367.4	35.0	612.8	42.0	138.6	8.8	1097.8	208.0	660.0	65.0	660.0	65.0	1097.8	208.0
Annual Average per 100,000 of Population (calculated on the Population of 1921).	166	15	308	107	256	24	256	24	256	24	256	24	364	25	292	19	261	49	219	22	219	22	261	49
Year 1931	52	4	82	27	54	4	54	4	93	9	85	11	618	42	130	6	1132	195	505	37	83	*	1132	195
" 1932	55	3	89	26	57	4	57	4	96	8	86	10	632	37	136	7	1131	192	546	34	86	7	1131	192
" 1933	57	3	92	26	50	3	50	3	93	6	90	10	640	39	135	6	1068	175	562	32	86	7	1068	175
" 1934	53	2	96	24	53	3	53	3	91	6	83	10	670	40	132	6	1101	159	568	41	95	7	1101	159

See footnote on page 11.







## APPENDIX.—TABLE VI.—continued.

The Number of Pauper Lunatics chargeable to each Lunacy District, who were resident in Establishments or in Private Dwellings respectively, on 1st January of each Year from 1921 to 1934.

(Inmates of Schools for Imbeciles are not included in this Table.)

LUNACY DISTRICTS AND POPULATIONS FOR 1931.	MID- LOTHIAN COUNTY.		PEEBLES COUNTY.		MORAY & NAIRN COUNTY.		ORKNEY COUNTY.		PAISLEY BURGH.		PERTH & KINROSS COUNTY.		PERTH BURGH.		RENFREW COUNTY.		GREENOCK BURGH.		PORT- GLASGOW BURGH.	
	Estab.	Priv. Dwell.	Estab.	Priv. Dwell.	Estab.	Priv. Dwell.	Estab.	Priv. Dwell.	Estab.	Priv. Dwell.	Estab.	Priv. Dwell.	Estab.	Priv. Dwell.	Estab.	Priv. Dwell.	Estab.	Priv. Dwell.	Estab.	Priv. Dwell.
Year 1921 . . . . .	256	26	120	40	71	23	244	25	353	43	486	45	511	43	548	42	561	40	560	35
" 1922 . . . . .	251	25	119	34	73	22	275	24	340	34	511	43	340	34	548	42	561	40	560	35
" 1923 . . . . .	272	24	121	33	70	21	274	27	350	27	548	42	350	27	548	42	561	40	560	35
" 1924 . . . . .	294	26	123	33	70	20	272	28	362	22	560	35	362	22	560	35	561	40	560	35
" 1925 . . . . .	284	28	131	34	76	20	272	24	350	21	560	35	350	21	560	35	561	40	560	35
Absolute Annual Average of five years . . . . .	271.4	25.8	122.8	34.8	72.0	21.2	267.4	25.6	351.0	29.4	533.2	41.0	351.0	29.4	533.2	41.0	533.2	41.0	533.2	41.0
Annual Average per 100,000 of Population (calculated on the Populations of 1921)	270	26	295	84	299	88	241	23	279	23	206	16	279	23	206	16	206	16	206	16
Year 1926 . . . . .	281	27	133	34	77	19	276	26	358	21	571	37	358	21	571	37	571	37	571	37
" 1927 . . . . .	260	27	137	32	73	16	283	22	366	19	589	38	366	19	589	38	589	38	589	38
" 1928 . . . . .	263	26	139	32	73	15	296	21	376	19	598	33	376	19	598	33	598	33	598	33
" 1929 . . . . .	264	27	149	31	77	15	290	22	409	19	604	35	409	19	604	35	604	35	604	35
" 1930 . . . . .	272	27	143	32	73	14	285	20	403	16	619	33	403	16	619	33	619	33	619	33
Absolute Annual Average of five years . . . . .	268.0	26.8	140.2	32.2	74.6	15.8	286.0	22.2	382.4	18.8	596.2	35.2	382.4	18.8	596.2	35.2	596.2	35.2	596.2	35.2
Annual Average per 100,000 of Population (calculated on the Populations of 1921)	266	27	337	77	309	66	258	20	305	15	230	14	305	15	230	14	230	14	230	14
Year 1931 . . . . .	223	24	183	37	69	13	227	20	346	15	486	45	346	15	486	45	486	45	486	45
" 1932 . . . . .	223	24	184	35	77	13	231	16	356	14	511	43	356	14	511	43	511	43	511	43
" 1933 . . . . .	229	22	193	33	81	13	228	16	355	14	511	43	355	14	511	43	511	43	511	43
" 1934 . . . . .	229	22	203	31	79	13	228	13	355	14	511	43	355	14	511	43	511	43	511	43



**The Number of Pauper Lunatics chargeable to each Lunacy District, who were resident in Establishments or in Private Dwellings respectively, on 1st January of each Year from 1921 to 1934.**

(Inmates of Schools for Imbeciles are not included in this Table.)

LUNACY DISTRICTS AND POPULATIONS FOR 1931.	BERWICK COUNTY. 26,612		ROXBURGH COUNTY. 45,788		SELKIRK COUNTY. 22,608		STIRLING COUNTY. 107,288		WEST LOTHIAN COUNTY. 81,431		DUNBARTON COUNTY. 79,246		CLACK- MANNAN COUNTY. 31,948		STIRLING BURGH. 22,593		FALKIRK BURGH. 36,566		CLYDEBANK BURGH. 46,952		DUMBARTON BURGH. 21,546		ZETLAND COUNTY. 21,421	
	Estab.	Priv. Dwell.	Estab.	Priv. Dwell.	Estab.	Priv. Dwell.	Estab.	Priv. Dwell.	Estab.	Priv. Dwell.	Estab.	Priv. Dwell.	Estab.	Priv. Dwell.	Estab.	Priv. Dwell.	Estab.	Priv. Dwell.	Estab.	Priv. Dwell.	Estab.	Priv. Dwell.	Estab.	Priv. Dwell.
Year 1921 . . . . .	273	33	286	33	292	28	292	28	292	28	292	28	292	28	292	28	292	28	292	28	292	28	292	28
" 1922 . . . . .	286	33	300	30	292	28	292	28	292	28	292	28	292	28	292	28	292	28	292	28	292	28	292	28
" 1923 . . . . .	292	28	292	28	292	28	292	28	292	28	292	28	292	28	292	28	292	28	292	28	292	28	292	28
" 1924 . . . . .	292	28	292	28	292	28	292	28	292	28	292	28	292	28	292	28	292	28	292	28	292	28	292	28
" 1925 . . . . .	292	28	292	28	292	28	292	28	292	28	292	28	292	28	292	28	292	28	292	28	292	28	292	28
Absolute Annual Average of five years . . . . .	288.6	30.4	288.6	30.4	288.6	30.4	288.6	30.4	288.6	30.4	288.6	30.4	288.6	30.4	288.6	30.4	288.6	30.4	288.6	30.4	288.6	30.4	288.6	30.4
Annual Average per 100,000 of Population (calculated on the Populations of 1921)	301	32	301	32	301	32	301	32	301	32	301	32	301	32	301	32	301	32	301	32	301	32	301	32
Year 1926 . . . . .	304	27	314	27	313	26	318	24	330	22	315.8	25.2	315.8	25.2	315.8	25.2	315.8	25.2	315.8	25.2	315.8	25.2	315.8	25.2
" 1927 . . . . .	314	27	314	27	313	26	318	24	330	22	315.8	25.2	315.8	25.2	315.8	25.2	315.8	25.2	315.8	25.2	315.8	25.2	315.8	25.2
" 1928 . . . . .	313	26	313	26	318	24	330	22	315.8	25.2	315.8	25.2	315.8	25.2	315.8	25.2	315.8	25.2	315.8	25.2	315.8	25.2	315.8	25.2
" 1929 . . . . .	318	24	318	24	330	22	315.8	25.2	315.8	25.2	315.8	25.2	315.8	25.2	315.8	25.2	315.8	25.2	315.8	25.2	315.8	25.2	315.8	25.2
" 1930 . . . . .	330	22	330	22	315.8	25.2	315.8	25.2	315.8	25.2	315.8	25.2	315.8	25.2	315.8	25.2	315.8	25.2	315.8	25.2	315.8	25.2	315.8	25.2
Absolute Annual Average of five years . . . . .	315.8	25.2	315.8	25.2	315.8	25.2	315.8	25.2	315.8	25.2	315.8	25.2	315.8	25.2	315.8	25.2	315.8	25.2	315.8	25.2	315.8	25.2	315.8	25.2
Annual Average per 100,000 of Population (calculated on the Populations of 1921)	330	26	330	26	330	26	330	26	330	26	330	26	330	26	330	26	330	26	330	26	330	26	330	26
Year 1931 . . . . .	97	15	166	4	74	2	239	15	166	13	210	10	75	6	60	4	97	2	122	12	66	5	80	20
" 1932 . . . . .	100	14	172	4	65	2	235	11	169	14	229	10	77	6	66	3	95	2	120	14	65	4	80	19
" 1933 . . . . .	100	14	174	2	66	1	228	10	196	12	223	10	83	6	72	3	99	2	117	15	74	5	80	18
" 1934 . . . . .	100	14	177	2	68	1	222	11	193	15	232	10	76	6	66	3	98	2	123	15	72	5	82	16

See footnote on page 11.



APPENDIX.—TABLE VII.

The Number of Pauper Lunatics of each Sex chargeable to each County and Large Burgh in Scotland on 1st January 1934, and the manner of their disposal.

COUNTIES.	Population in 1931.	Number of Pauper Lunatics at 1st January 1934.	DISPOSAL OF PAUPER LUNATICS.														
			In Establishments.						In Private Dwellings and under sanction of the Board.			With Strangers.					
			In Asylums and in Wards of Poorhouse with Unrestricted Licence.			In Wards of Poor-houses with Restricted Licences.			With Relatives and alone.			With Relatives and alone.			With Strangers.		
			M.	F.	T.	M.	F.	T.	M.	F.	T.	M.	F.	T.	M.	F.	T.
1. Aberdeen	145,601	313	335	648	266	282	548	8	7	15	12	19	31	1	2	1	
2. Angus	76,970	117	117	234	106	107	213	3	3	5	2	5	7	2	3	2	
3. Argyll	63,050	162	169	331	148	160	308	9	9	12	5	6	11	3	3	3	
4. Ayr	210,334	277	233	510	234	200	434	32	23	12	2	2	4	4	4	4	
5. Banff	54,907	108	97	205	98	87	185	1	1	9	6	3	9	5	5	5	
6. Berwick	26,612	55	59	114	48	52	100	...	...	9	3	2	5	6	6	6	
7. Bute	18,823	22	33	55	22	30	52	...	...	...	...	...	...	7	7	7	
8. Caithness	25,656	55	65	120	44	51	95	...	...	18	3	3	6	8	8	8	
9. Clackmannan	31,948	40	42	82	39	37	76	...	...	3	...	...	5	10	10	10	
10. Dumfries	58,252	68	81	149	66	75	141	...	...	3	...	...	7	11	11	11	
11. Dunbarton	79,246	121	121	242	100	91	191	18	23	3	3	3	4	12	12	12	
12. East Lothian	47,338	60	78	138	56	71	127	1	4	2	2	2	4	13	13	13	
13. Fife	197,436	296	313	609	280	288	568	...	...	16	7	18	25	14	14	14	
14. Inverness	59,525	211	184	395	130	125	255	25	15	55	23	22	45	15	15	15	
15. Kincardine	27,442	50	55	105	40	41	81	9	11	1	1	1	3	16	16	16	
16. Kirkcudbright	30,341	56	41	97	54	37	91	...	...	...	...	...	...	17	17	17	
17. Lanark	300,847	413	410	823	400	398	798	1	3	9	8	4	12	17	17	17	
18. Midlothian	87,286	126	125	251	116	107	223	2	4	16	3	3	6	18	18	18	
19. Moray and Nairn	49,100	107	127	234	90	113	203	...	...	10	12	9	21	19	19	19	
20. Orkney	22,077	46	46	92	42	37	79	...	...	8	2	3	5	20	20	20	
21. Peebles	15,051	21	22	43	21	21	42	...	...	1	...	...	...	21	21	21	
22. Perth and Kinross	93,440	167	202	369	156	195	351	1	3	4	9	1	10	22	22	22	
23. Renfrew	103,611	134	120	254	116	106	222	11	12	1	6	2	8	23	23	23	
24. Ross	62,799	217	185	402	147	119	266	15	14	89	11	7	18	24	24	24	
25. Roxburgh	45,788	83	96	179	82	95	177	...	...	1	...	...	...	25	25	25	
26. Selkirk	22,608	27	42	69	27	41	68	...	...	1	...	...	...	26	26	26	
27. Stirling	107,288	124	109	233	117	105	222	...	...	4	...	...	...	27	27	27	
28. Sutherland	16,101	42	45	87	41	36	77	...	...	7	5	...	...	28	28	28	
29. West Lothian	81,431	112	96	208	89	78	167	14	12	3	...	...	...	29	29	29	
30. Wigtown	29,331	37	56	93	24	36	60	9	14	8	2	...	...	30	30	30	
31. Zetland	21,421	40	58	98	33	49	82	...	...	14	1	...	...	31	31	31	
Totals in Counties	2,211,660	3707	3762	7469	3232	3270	6502	172	171	343	166	179	345	137	142	279	



The Number of Pauper Lunatics of each Sex chargeable to each County and Large Burgh in Scotland on 1st January 1934, and the manner of their disposal.

LARGE BURGHS.	Population in 1931.	Number of Pauper Lunatics at 1st January 1934.			DISPOSAL OF PAUPER LUNATICS.											
					In Establishments.						In Private Dwellings and under sanction of the Board.					
					In Asylums and In Wards of Poorhouse with Unrestricted Licence.			In Wards of Poor-houses with Restricted Licences.			With Relatives and alone.			With Strangers.		
M.	F.	T.	M.	F.	T.	M.	F.	T.	M.	F.	T.	M.	F.	T.		
1. Aberdeen	167,258	345	325	670	329	314	643	...	...	...	1	5	6	15	6	21
2. Airdrie	25,954	54	39	93	50	33	83	...	...	...	1	2	3	1	2	3
3. Arbroath	17,635	33	36	69	32	30	62	...	...	...	...	3	3	...	3	...
4. Ayr	36,783	56	42	98	51	41	92	...	...	...	4	1	2	...	...	...
5. Clydebank	46,952	87	51	138	57	38	95	...	...	...	...	28	5	4	6	...
6. Coatbridge	43,056	85	53	138	66	32	98	...	...	...	...	18	1	2	2	...
7. Dumbarton	21,546	49	28	77	34	25	59	...	...	...	...	2	1	...	3	...
8. Dumfries	22,795	30	26	56	29	24	53	...	...	...	...	1	1	...	1	...
9. Dundee	175,585	330	380	710	275	301	576	...	...	...	...	48	2	4	7	36
10. Dunfermline	35,058	47	55	102	43	52	95	...	...	...	...	2	...	4	3	7
11. Edinburgh	439,010	587	673	1,260	493	539	1,032	...	...	...	...	35	4	5	56	98
12. Falkirk	36,566	55	45	100	51	44	95	...	...	...	...	1	1	1	1	...
13. Glasgow	1,088,461	2,164	2,013	4,177	1,873	1,708	3,581	...	...	...	...	137	22	40	120	266
14. Greenock	78,949	146	111	257	136	110	246	...	...	...	...	...	...	...	10	11
15. Hamilton	37,862	65	52	117	61	48	109	...	...	...	...	...	...	...	4	8
16. Inverness	22,583	43	66	109	35	52	87	...	...	...	...	...	4	5	7	10
17. Kilmarnock	38,100	44	43	87	39	32	71	...	...	...	...	10	1	1	1	11
18. Kirkcaldy	43,874	84	67	151	75	60	135	...	...	...	...	15	5	9	4	8
19. Motherwell and Wishaw	64,710	119	76	195	118	74	192	...	...	...	...	...	1	2	...	...
20. Paisley	86,445	125	116	241	84	75	159	...	...	...	...	41	1	3	...	...
21. Perth	34,807	46	53	99	45	49	94	...	...	...	...	28	...	...	13	...
22. Port Glasgow	19,581	31	33	64	27	30	57	...	...	...	...	4	...	...	1	...
23. Rutherglen	25,157	45	39	84	45	38	83	...	...	...	...	...	3	2	1	2
24. Stirling	22,593	35	34	69	34	32	66	...	...	...	...	1	...	...	...	...
Totals in Large Burghs	2,631,320	4,705	4,456	9,161	4,082	3,781	7,863	...	...	...	44	57	101	252	313	565
Totals in Counties (Brought forward)	2,211,660	3,707	3,762	7,469	3,232	3,270	6,502	...	...	...	166	179	345	137	142	279
GENERAL TOTALS	4,842,980	8,412	8,218	16,630	7,314	7,051	14,365	...	...	...	210	236	446	389	455	844



## APPENDIX.—TABLE VIII.

The manner in which the Pauper Lunatics chargeable to each County and Large Burgh, placed on the Register of the Board during 1933, were dealt with, and the changes that have taken place during the year in respect of those on the Register on 1st January of that year.

COUNTIES AND LARGE BURGHS.	Number of Pauper Lunatics at 1st January 1933.		Number intimated during the year.		ESTABLISHMENT PATIENTS.*								"BOARDED-OUT" PATIENTS.																																																																																																																																																																																																																																																																																																																																																																																																																																																																																																																																																																																																																																																																																																																																																																																																																																																																																																																																																								
	In Estab-lishments.		"Boarded-Out" in Private Dwellings.		Patients intimated during the year.		Placed in Establishments.		Discharged from Establishments.		Patients intimated during 1933.	Transferred from Estab-lishments.	Removed from Jurisdiction of Board.		Died.																																																																																																																																																																																																																																																																																																																																																																																																																																																																																																																																																																																																																																																																																																																																																																																																																																																																																																																																																						
	M.	F.	M.	F.	M.	F.	M.	F.	M.	F.			M.	F.		By Recovery.	By Friends.																																																																																																																																																																																																																																																																																																																																																																																																																																																																																																																																																																																																																																																																																																																																																																																																																																																																																																																																																				
Aberdeen County . . . . .	296	312	18	25	28	44	28	44	1	...	...	...	...	...	...	...	...	...	...	...	...	...	...	...	...	...	...	...	...	...	...	...	...	...	...	...	...	...	...	...	...	...	...	...	...	...	...	...	...	...	...	...	...	...	...	...	...	...	...	...	...	...	...	...	...	...	...	...	...	...	...	...	...	...	...	...	...	...	...	...	...	...	...	...	...	...	...	...	...	...	...	...	...	...	...	...	...	...	...	...	...	...	...	...	...	...	...	...	...	...	...	...	...	...	...	...	...	...	...	...	...	...	...	...	...	...	...	...	...	...	...	...	...	...	...	...	...	...	...	...	...	...	...	...	...	...	...	...	...	...	...	...	...	...	...	...	...	...	...	...	...	...	...	...	...	...	...	...	...	...	...	...	...	...	...	...	...	...	...	...	...	...	...	...	...	...	...	...	...	...	...	...	...	...	...	...	...	...	...	...	...	...	...	...	...	...	...	...	...	...	...	...	...	...	...	...	...	...	...	...	...	...	...	...	...	...	...	...	...	...	...	...	...	...	...	...	...	...	...	...	...	...	...	...	...	...	...	...	...	...	...	...	...	...	...	...	...	...	...	...	...	...	...	...	...	...	...	...	...	...	...	...	...	...	...	...	...	...	...	...	...	...	...	...	...	...	...	...	...	...	...	...	...	...	...	...	...	...	...	...	...	...	...	...	...	...	...	...	...	...	...	...	...	...	...	...	...	...	...	...	...	...	...	...	...	...	...	...	...	...	...	...	...	...	...	...	...	...	...	...	...	...	...	...	...	...	...	...	...	...	...	...	...	...	...	...	...	...	...	...	...	...	...	...	...	...	...	...	...	...	...	...	...	...	...	...	...	...	...	...	...	...	...	...	...	...	...	...	...	...	...	...	...	...	...	...	...	...	...	...	...	...	...	...	...	...	...	...	...	...	...	...	...	...	...	...	...	...	...	...	...	...	...	...	...	...	...	...	...	...	...	...	...	...	...	...	...	...	...	...	...	...	...	...	...	...	...	...	...	...	...	...	...	...	...	...	...	...	...	...	...	...	...	...	...	...	...	...	...	...	...	...	...	...	...	...	...	...	...	...	...	...	...	...	...	...	...	...	...	...	...	...	...	...	...	...	...	...	...	...	...	...	...	...	...	...	...	...	...	...	...	...	...	...	...	...	...	...	...	...	...	...	...	...	...	...	...	...	...	...	...	...	...	...	...	...	...	...	...	...	...	...	...	...	...	...	...	...	...	...	...	...	...	...	...	...	...	...	...	...	...	...	...	...	...	...	...	...	...	...	...	...	...	...	...	...	...	...	...	...	...	...	...	...	...	...	...	...	...	...	...	...	...	...	...	...	...	...	...	...	...	...	...	...	...	...	...	...	...	...	...	...	...	...	...	...	...	...	...	...	...	...	...	...	...	...	...	...	...	...	...	...	...	...	...	...	...	...	...	...	...	...	...	...	...	...	...	...	...	...	...	...	...	...	...	...	...	...	...	...	...	...	...	...	...	...	...	...	...	...	...	...	...	...	...	...	...	...	...	...	...	...	...	...	...	...	...	...	...	...	...	...	...	...	...	...	...	...	...	...	...	...	...	...	...	...	...	...	...	...	...	...	...	...	...	...	...	...	...	...	...	...	...	...	...	...	...	...	...	...	...	...	...	...	...	...	...	...	...	...	...	...	...	...	...	...	...	...	...	...	...	...	...	...	...	...	...	...	...	...	...	...	...	...	...	...	...	...	...	...	...	...	...	...	...	...	...	...	...	...	...	...	...	...	...	...	...	...	...	...	...	...	...	...	...	...	...	...	...	...	...	...	...	...	...	...	...	...	...	...	...	...	...	...	...	...	...	...	...	...	...	...	...	...	...	...	...	...	...	...	...	...	...	...	...	...	...	...	...	...	...	...	...	...	...	...	...	...	...	...	...	...	...	...	...	...	...	...	...	...	...	...	...	...	...	...	...	...	...	...	...	...	...	...	...	...	...	...	...	...	...	...	...	...	...	...	...	...	...	...	...	...	...	...	...	...	...	...	...	...	...	...	...	...	...	...	...	...	...	...	...	...	...	...	...	...	...	...	...	...	...	...	...	...	...	...	...	...	...	...	...	...	...</



The manner in which the Pauper Lunatics chargeable to each County and Large Burgh, placed on the Register of the Board during 1933, were dealt with, and the changes that have taken place during the year in respect of those on the Register on 1st January of that year.

COUNTIES AND LARGE BURGHS.	Number of Pauper Lunatics at 1st January 1933.				ESTABLISHMENT PATIENTS.*										"BOARDED-OUT" PATIENTS.									
	In Estab-lishments.		"Boarded-Out" in Private Dwellings.		Number intimated during the year.		Placed in Establishments.				Discharged from Establishments.				Patients intimated during 1933.		Transferred from Estab-lishments.		Removed from Jurisdiction of Board.				Died.	
							Patients intimated during 1933.		"Boarded-Out" Patients transferred.		Recovered.		Removal from Poor-roll or from Jurisdiction of Board.						By Recovery.		By Friends.			
	M.	F.	M.	F.	M.	F.	M.	F.	M.	F.	M.	F.	M.	F.	M.	F.	M.	F.	M.	F.	M.	F.	M.	F.
<i>Brought forward</i>	2891	2883	220	263	484	495	11	12	482	494	11	12	160	190	38	31	18	27	1	4	3	1	4	10
Lanark County	393	393	12	10	56	67	...	...	56	67	...	...	19	37	2	2	...	...	...	...	...	...	...	...
Airdrie Burgh	50	34	2	4	11	4	...	...	11	4	...	...	3	1	1	...	...	...	...	...	...	...	...	...
Coatbridge Burgh	81	52	1	5	8	7	...	...	8	7	...	...	1	5	1	...	...	...	...	...	...	...	...	...
Glasgow Burgh	1969	1836	131	176	275	225	3	5	273	224	3	5	71	74	21	31	14	5	4	1	...	...	...	...
Hamilton Burgh	57	52	4	6	9	3	...	...	9	3	...	...	3	4	...	...	...	...	...	...	...	...	...	...
Motherwell and Wishaw Burgh	111	76	1	2	23	12	...	...	23	12	...	...	4	3	1	1	...	...	...	...	...	...	...	...
Rutherglen Burgh	40	42	...	...	11	9	...	...	11	9	...	...	3	5	...	...	...	...	...	...	...	...	...	...
Midlothian County	115	114	8	...	21	15	...	...	21	15	...	...	7	11	...	...	...	...	...	...	...	...	...	...
Edinburgh Burgh	517	551	65	110	100	110	4	8	100	110	4	8	40	54	5	7	...	...	...	...	...	...	...	...
Moray and Nairn County	83	110	17	16	17	16	...	...	17	16	...	...	2	3	...	...	1	...	...	...	...	...	...	...
Orkney County	44	37	4	9	7	3	...	...	7	3	...	...	5	...	...	...	...	...	...	...	...	...	...	...
Peebles County	22	23	...	...	1	3	...	...	1	3	...	...	2	...	...	...	...	...	...	...	...	...	...	...
Perth and Kinross County	155	200	10	4	17	20	...	...	17	20	...	...	6	14	...	...	...	...	...	...	...	...	...	...
Perth Burgh	51	49	1	...	9	16	...	...	9	16	...	...	1	3	...	...	...	...	...	...	...	...	...	...
Renfrew County	117	118	7	2	30	19	...	...	30	19	...	...	10	11	2	3	...	...	...	...	...	...	...	...
Greenock Burgh	132	115	11	1	29	17	...	...	29	17	...	...	13	12	1	...	...	...	...	...	...	...	...	...
Paisley Burgh	108	120	15	1	20	18	...	...	20	18	...	...	12	11	2	4	...	...	...	...	...	...	...	...
Port-Glasgow Burgh	28	32	5	3	2	5	...	...	2	5	...	...	2	1	...	...	...	...	...	...	...	...	...	...
Ross County	154	143	53	55	36	23	...	...	36	23	...	...	17	12	3	...	...	...	...	...	...	...	...	...
Roxburgh County	81	93	1	1	13	12	...	...	13	12	...	...	3	4	...	...	...	...	...	...	...	...	...	...
Selkirk County	25	41	...	...	1	4	...	...	1	4	...	...	3	3	...	...	...	...	...	...	...	...	...	...
Shetland County	32	48	8	10	5	13	...	...	5	13	...	...	2	2	...	...	...	...	...	...	...	...	...	...
Stirling County	126	102	6	4	25	23	...	...	25	23	...	...	20	9	...	...	...	...	...	...	...	...	...	...
Falkirk Burgh	52	47	2	...	9	4	...	...	9	4	...	...	5	5	...	...	...	...	...	...	...	...	...	...
Stirling Burgh	39	33	1	...	2	4	...	...	2	4	...	...	3	2	...	...	...	...	...	...	...	...	...	...
Sutherland County	43	36	1	10	1	7	...	...	1	7	...	...	1	4	...	...	...	...	...	...	...	...	...	...
West Lothian County	110	86	5	7	14	22	...	...	14	22	...	...	4	10	...	...	...	...	...	...	...	...	...	...
Wigtown County	37	53	4	6	5	8	...	...	5	8	...	...	1	4	...	...	...	...	...	...	...	...	...	...
TOTALS	7663	7519	595	723	1244	1187	23	36	1240	1182	23	36	426	497	84	87	42	39	6	6	4	4	9	30

\* Inmates of Schools for Imbeciles are not included in this Table.



## APPENDIX.—TABLE IX.

The Number of Orders granted by the Sheriffs for Admission of Lunatics into any Public, Private, District or Parochial Asylum or House, stating the Asylum or House to which such Order was sent, during the year ended 31st December 1933.

Orders granted by the Sheriffs of the County of	For the Admission of Patients into the		No. of Orders Granted.	Total.
1. Aberdeen .	Royal Mental Hospital, Aberdeen . . .	Aberdeen . . .	131	237
	District Asylum, Aberdeen . . .	Aberdeen . . .	105	
	" Banff . . .	Banff . . .	1	
2. Angus .	Royal Asylum, Dundee . . .	Dundee . . .	3	207
	" Montrose . . .	Montrose . . .	90	
	District Asylum, Dundee . . .	Dundee . . .	111	
	" Fife . . .	Fife . . .	1	
	" Midlothian . . .	Midlothian . . .	1	
	Parochial Asylum, Greenock . . .	Greenock . . .	1	
3. Argyll .	Royal Mental Hospital, Glasgow . . .	Glasgow . . .	3	59
	District Asylum, Argyll . . .	Argyll . . .	56	
4. Ayr .	District Asylum, Ayr . . .	Ayr . . .	158	158
5. Banff .	District Asylum, Banff . . .	Banff . . .	23	23
6. Berwick .	District Asylum, Roxburgh . . .	Roxburgh . . .	2	2
7. Bute .	District Asylum, Argyll . . .	Argyll . . .	5	6
	" Paisley . . .	Paisley . . .	1	
8. Caithness .	Royal Asylum, Montrose . . .	Montrose . . .	13	15
	District Asylum, Aberdeen . . .	Aberdeen . . .	1	
	" Inverness . . .	Inverness . . .	1	
9. Clackmannan	District Asylum, Stirling . . .	Stirling . . .	2	2
10. Dunbarton .	District Asylum, Stirling . . .	Stirling . . .	4	4
11. Dumfries .	Crichton Royal Institution, Dumfries . . .	Dumfries . . .	101	101
12. East Lothian.	District Asylum, East Lothian . . .	East Lothian . . .	18	18
13. Edinburgh .	Royal Edinburgh Hospital for Mental Disorders		70	311
	District Asylum, East Lothian . . .	East Lothian . . .	1	
	" Edinburgh . . .	Edinburgh . . .	205	
	" Midlothian . . .	Midlothian . . .	30	
	Private Asylum, New Saughtonhall .	New Saughtonhall .	5	
14. Fife .	District Asylum, Fife . . .	Fife . . .	159	159
15. Inverness .	Royal Mental Hospital, Aberdeen . . .	Aberdeen . . .	2	107
	District Asylum, Inverness . . .	Inverness . . .	105	
16. Kincardine .	Royal Asylum, Montrose . . .	Montrose . . .	2	2
17. Kinross .	District Asylum, Fife . . .	Fife . . .	1	1
18. Kirkeudbright	Crichton Royal Institution, Dumfries . . .	Dumfries . . .	4	4
Carry forward . . .				1416



APPENDIX.—TABLE IX.—*continued.*

The Number of Orders granted by the Sheriffs for Admission of Lunatics into any Public, Private, District or Parochial Asylum or House, stating the Asylum or House to which such Order was sent, during the year ended 31st December 1933.

Orders granted by the Sheriffs of the County of	For the Admission of Patients into the	No. of Orders Granted.	Total.
	<i>Brought forward</i>		1416
19. Lanark .	Royal Mental Hospital, Glasgow . . .	77	
	Royal Asylum, Montrose . . .	1	
	District Asylum, Aberdeen . . .	1	
	" Argyll . . .	20	
	" Ayr . . .	2	
	" Fife . . .	1	
	" Glasgow (Gartloch) . . .	146	
	" Glasgow (Woodilee) . . .	98	
	" Govan . . .	140	
	" Inverness . . .	1	
	Kirklands Asylum, Bothwell . . .	38	
	District Asylum, Lanark . . .	199	
	" Midlothian . . .	19	
	" Paisley . . .	17	
	" Renfrew . . .	18	
	" Stirling . . .	8	
	House of "Baronald," Lanark . . .	1	
			787
20. Moray .	Royal Mental Hospital, Aberdeen . . .	1	
	District Asylum, Morayshire . . .	31	
			32
21. Nairn .	District Asylum, Inverness . . .	3	
			3
22. Orkney .	Royal Edinburgh Hospital for Mental Disorders . . .	11	
			11
23. Peebles .	Royal Edinburgh Hospital for Mental Disorders . . .	1	
			1
24. Perth .	Royal Edinburgh Hospital for Mental Disorders . . .	1	
	Royal Asylum, Perth . . .	23	
	District Asylum, Perth . . .	59	
			83
25. Renfrew .	Crichton Royal Institution, Dumfries . . .	1	
	District Asylum, Paisley . . .	69	
	" Renfrew . . .	39	
	Parochial Asylum, Greenock . . .	44	
			153
26. Ross .	District Asylum, Inverness . . .	30	
			30
27. Roxburgh .	District Asylum, Roxburgh . . .	45	
	Private Asylum, St. Andrew's, Hawick . . .	3	
			48
28. Selkirk .		...	...
29. Shetland .	Royal Asylum, Montrose . . .	19	
			19
30. Stirling .	District Asylum, Stirling . . .	165	
			165
31. Sutherland .		...	...
32. West Lothian .	District Asylum, Edinburgh . . .	1	
	" Stirling . . .	17	
			18
33. Wigtown .	Crichton Royal Institution, Dumfries . . .	9	
			9
	TOTAL . . .		2775



## APPENDIX.—TABLE X.

Average Number of Patients Resident, and the Results of Treatment in each Asylum or other Establishment, for the Year 1933.

## (a) Royal and District Asylums.

ROYAL AND DISTRICT ASYLUMS.		Average Number Resident.		Admissions (including Transfers).		Discharges.				Transfers.				Deaths.		Proportion of Recoveries per cent. on Admissions.		Proportion of Deaths per cent. on Average Number Resident.	
						Re-covered.		Re-lieved.		Not Im-proved.		To other Estab-lish-ments.							
																M.	F.	M.	F.
1.	Aberdeen Royal Mental Hospital	{ Private Patients Pauper	135.5 265.5	174.5 281.5	30 27	38 48	8 10	16 24	2 2	12 15	2 2	1 1	1 1	13 15	9.6 7.2	26.7 37.0	42.1 50.0	9.6 7.2	8.6 7.0
2.	Aberdeen District Asylum	.	401.0	456.0	57	86	18	40	3	15	3	4	3	32	8.0	31.6	46.5	8.0	7.0
3.	Argyll District Asylum	.	359.0	317.5	51	67	16	18	3	3	1	...	...	22	6.1	31.4	26.9	6.1	11.0
4.	Ayr District Asylum	.	281.0	281.5	43	52	18	16	2	2	...	...	...	20	7.1	41.9	30.8	7.1	7.8
5.	Banff District Asylum	.	360.5	308.5	95	74	35	25	2	2	...	...	...	51	14.1	36.8	33.8	14.1	17.5
		.	108.0	89.5	6	19	5	9	1	...	...	...	...	8	8.8	34.8	30.0	8.8	4.4
6.	Crichton Royal Institution, Dumfries	{ Private Patients Pauper	160.0 173.5	204.5 174.0	23 35	30 38	9 15	9 14	2 2	5 4	...	...	1 2	14 19	11.0	42.9	36.8	11.0	12.6
		.	333.5	378.5	58	68	23	23	4	9	...	...	2	33	9.9	39.7	33.8	9.9	8.2
		.	14.5	24.0	1	3	...	3	...	...	...	...	...	...	...	...	100.0	...	25.0
7.	Dundee Royal Asylum	.	292.5	287.0	61	62	21	24	...	2	...	...	...	14	4.8	34.4	38.7	4.8	6.3
8.	Dundee District Asylum	.	109.0	126.0	9	11	2	5	...	...	...	...	...	7	6.4	22.2	45.5	6.4	9.5
9.	East Lothian District Asylum	.	218.5	268.5	31	51	2	8	4	4	3	...	...	14	6.4	6.5	15.7	6.4	3.4
10.	Royal Edinburgh Hospital for Mental Disorders.	{ Private Patients Pauper	84.0 302.5	79.5 348.0	8 39	4 55	5 7	8 8	...	...	...	...	5 2	18	4.8	62.5	...	4.8	2.5
		.	448.5	482.5	109	137	42	53	...	9	...	...	...	37	8.2	38.5	38.7	8.2	6.6
11.	Edinburgh District Asylum	.	440.0	454.0	87	85	30	28	4	6	4	2	...	24	5.5	34.5	32.9	5.5	7.7
12.	Fife District Asylum	.	181.5	203.5	38	43	9	12	3	10	3	3	...	11	6.1	23.7	27.9	6.1	8.4
13.	Glasgow Royal Mental Hospital	.	448.5	400.5	94	76	8	24	5	13	2	...	...	27	6.0	8.5	31.6	6.0	6.0
14.	Glasgow District Asylum, Gartloch	.	669.0	545.5	52	50	11	7	9	9	...	...	...	49	7.3	21.2	14.0	7.3	6.4
15.	Glasgow District Asylum, Woodlee	.	500.5	397.5	96	52	34	27	1	3	2	...	...	29	5.8	35.4	51.9	5.8	5.0
16.	Govan District Asylum.	.	407.0	357.0	94	65	31	28	6	3	...	...	...	29	7.1	33.0	43.1	7.1	11.2
17.	Inverness District Asylum	.	136.0	111.0	22	18	10	9	...	...	...	...	...	11	8.1	45.5	50.0	8.1	11.7
18.	Kirklands Asylum at Bothwell	.	752.5	626.5	112	94	25	47	4	2	...	...	...	45	6.0	22.3	50.0	6.0	6.5
19.	Lanark District Asylum	.	184.0	186.0	32	30	8	13	1	2	1	1	...	15	8.2	25.0	43.3	8.2	7.0
20.	Midlothian District Asylum	.	98.0	91.5	10	14	7	3	10	1	...	...	...	4	4.1	70.0	21.4	4.1	7.7
21.	Montrose Royal Asylum	{ Private Patients Pauper	271.5 369.5	288.5 380.0	53 63	62 76	13 20	19 22	1 1	...	...	...	...	26	9.6	24.5	30.6	9.6	10.1
		.	72.5	104.0	19	17	2	3	...	...	...	...	...	6	8.3	10.5	17.6	8.3	9.6
22.	Moray District Asylum	.	183.5	147.0	51	40	23	25	1	...	...	...	...	14	7.6	45.1	62.5	7.6	5.4
23.	Paisley District Asylum	.	55.5	68.5	13	15	2	1	3	3	...	...	...	6	10.8	15.4	6.7	10.8	10.2
24.	Murray's Royal Asylum, Perth	.	206.0	227.0	29	40	5	17	2	...	...	...	...	19	9.2	17.2	42.5	9.2	7.0
25.	Perth District Asylum	.	199.5	194.0	33	30	14	12	3	3	...	...	...	9	4.5	42.4	40.0	4.5	8.2
26.	Renfrew District Asylum	.	178.5	222.5	26	22	8	9	2	...	...	...	...	14	7.8	30.8	40.9	7.8	6.3
27.	Roxburgh District Asylum	.	583.0	464.5	109	117	44	53	3	1	...	...	...	54	9.3	40.4	45.3	9.3	10.1
28.	Stirling District Asylum	.																	



APPENDIX.—TABLE X.—*continued.*

Average Number of Patients Resident, and the Results of Treatment in each Asylum or other Establishment, for the Year 1933.

(b) *Private Asylums.*

Private Asylums.	Average Number Resident.		Admissions (including Transfers).		Discharges.				Transfers.				Deaths.		Proportion of Recoveries per cent. on Admissions.		Proportion of Deaths per cent. on Average Number Resident.			
					Recovered.		Relieved.		Not Improved.		To other Establishments.		To Private Dwellings as Single Patients.							
	M.	F.	M.	F.	M.	F.	M.	F.	M.	F.	M.	F.	M.	F.	M.	F.	M.	F.		
New Saughton Hall	10.0	21.0	2	3	1	...	...	...	...	...	1	...	...	...	1	2	50.0	...	10.0	9.5
St. Andrews	...	7.0	...	3	...	...	...	...	...	...	1	...	...	...	...	...	...	...	...	...
General Results	10.0	28.0	2	6	1	...	...	...	...	...	2	...	...	...	1	2	50.0	...	10.0	7.1

(c) *Parochial Asylums.*

(Lunatic Wards of Poorhouse with Unrestricted Licence.)

Parochial Asylum.	Average Number Resident.		Admissions (including Transfers).		Discharges.				Transfers.				Deaths.		Proportion of Recoveries per cent. on Admissions.		Proportion of Deaths per cent. on Average Number Resident.	
	M.	F.	M.	F.	Recovered.	Relieved.	Not Improved.	To Other Establishments.	To Private Dwellings as Single Patients.	M.	F.	M.	F.	M.	F.	M.	F.	
Greenock	141.0	111.5	31	19	13	...	...	3	2	...	...	11	10	41.9	63.2	7.8	9.0	



APPENDIX.—TABLE X.—*continued.*

Average Number of Patients Resident, and the Results of Treatment in each Asylum or other Establishment, for the Year 1933.

(d) *Lunatic Wards of Poorhouses with Restricted Licences.*

Lunatic Wards of Poorhouses.	Average Number Resident.		Admissions (including Transfers).		Discharges.			Transfers.		Deaths.		Proportion of Recoveries per cent. on Admissions.		Proportion of Deaths per cent. on Average Number Resident.	
	M	F.	M.	F.	Recovered.	Relieved.	Not Improved.	To other Establishments.	To Private Dwellings as Single Patients.	M.	F.	M.	F.	M.	F.
1. Buchan (New Maud)	26.0	24.0	1	...	...	...	...	...	1	1	1	...	...	3.8	4.2
2. Cuninghame (Irvine)	45.0	37.5	...	...	...	...	...	...	...	1	1	...	...	...	2.7
3. Dumbarton	30.0	28.5	...	...	...	...	...	...	...	...	...	...	...	...	...
4. Dundee (East)	48.5	48.5	4	5	...	...	...	...	...	...	...	...	...	...	...
5. Govan (Glasgow)	126.5	122.5	57	32	2	1	...	...	...	2	2	3.5	...	4.1	4.1
6. Inveresk (Musselburgh)	16.0	15.0	7	1	...	...	...	...	...	2	6	...	...	1.6	4.9
7. Kincardine (Stonehaven)	17.5	20.0	4	1	...	...	...	...	...	4	1	...	...	25.0	6.7
8. Lewis	15.5	13.5	2	4	...	...	...	...	...	1	1	...	...	5.7	5.0
9. Linlithgow	17.5	15.5	3	5	...	...	...	...	...	...	...	...	...	...	7.4
10. Long Island	24.5	13.5	3	3	1	...	...	...	...	...	1	...	...	...	6.5
11. Old Monkland	23.0	24.5	...	...	1	...	...	...	...	1	...	33.3	...	4.1	...
12. Paisley	45.5	55.5	1	1	...	...	...	...	...	1	...	...	...	4.3	3.6
13. Perth	20.0	26.0	2	14	...	...	...	...	...	2	1	...	...	4.4	3.8
14. Wigtown (Stranraer)	21.0	15.5	1	...	...	...	...	...	...	1	1	...	...	5.0	6.5
General Results	476.5	460.0	87	68	4	1	2	13	12	18	18	4.6	1.5	3.8	3.9



## APPENDIX.—TABLE XI.

Return exhibiting the Number of Licences granted by the Board for the Continuance, Establishment, or Renewal of Private Asylums, Lunatic Wards of Poorhouses, and Institutions for Mental Defectives during the Year ended 31st December 1933.

Name.	Number of Licences granted for Continuance or Renewal.	Number of Licences granted for Establish- ment.	Total.
1. Private Asylums . . . . .	2	...	2
2. Lunatic Wards of Poorhouses . . . . .	14	...	14
3. Institutions for Mental Defectives . . . . .	13	1	14
TOTAL . . . . .	29	1	30



## APPENDIX

## Classification of all Recorded Causes of Death of Patients

(a)

ESTABLISHMENTS.	Average Number Resident.		Total Number of Deaths.		1. General Paralysis of the Insane and Syphilitic Affections of Brain.		2. General Diseases of the Brain.		3. Epilepsy and Convulsions.		4. Exhaustion from Acute Mental Affections not caused by Nervous Diseases otherwise designated.		5. Diseases of the Spinal Cord and Nervous System.		1
	M.	F.	M.	F.	M.	F.	M.	F.	M.	F.	M.	F.	M.	F.	
Aberdeen Royal .	135·5	174·5	13	15	2	...	2	1	...	...	...	...	...	1	
Crichton Royal .	160·0	204·5	14	9	...	...	3	3	...	1	...	2	1	1	
Dundee Royal .	14·5	24·0	...	6	...	...	2	2	...	...	...	...	...	...	
*Edinburgh Royal .	218·5	268·5	14	9	...	...	5	1	...	...	...	1	1	...	
Glasgow Royal .	181·5	203·5	11	17	...	...	3	5	...	...	...	...	...	...	
Montrose Royal .	98·0	91·5	4	7	...	...	3	1	...	...	...	...	...	...	
Murray's Royal .	55·5	68·5	6	7	...	1	...	1	...	1	...	...	...	...	



(i.)

## Asylums and other Establishments in the Year 1933.

8. Bronchitis, Pleurisy and other forms of Pul- monary disease.		9. Diseases of the Ali- mentary, Glandular and Genito- Urinary Systems.		10. Dysentery (Colitis), Diarrhoea and Infective Enteritis.		11. Erysipelas, Abscess, Pyæmia, Septicæ- mia, and Cellulitis.		12. In- fluenza.		13. Typhoid and other Infectious and Contagious Diseases.		14. Cancer, Carcinoma, Sarcoma, Malignant Diseases, <i>excluding</i> Malignant Diseases of the Brain.		15. Tuber- culosis and Pul- monary Phthisis.		16. Atrophy, Debility, and Old Age.		17. Suicides and Acci- dents.	
M.	F.	M.	F.	M.	F.	M.	F.	M.	F.	M.	F.	M.	F.	M.	F.	M.	F.	M.	F.
2	...	3	3	...	...	...	...	2	...	...	...	...	1	...	1	2	...	...	...
2	1	1	...	...	1	...	...	1	...	...	...	1	...	...	1	1	1	...	...
2	...	1	1	...	...	...	...	1	1	...	...	1	1	...	...	1	2	...	...
7	1	2	1	...	1	...	...	1	1	...	...	...	...	...	...	6	4	1	...
4	3	2	2	...	...	...	1	...	...	...	...	1	2	1	...	3	6	...	1
1	1	...	...	...	...	...	...	1	1	...	...	...	...	...	...	1	5	...	...
1	...	1	2	...	...	...	1	3	...	...	...	...	1	...	...	1	1	1	...
...	...	1	1	...	...	...	...	...	...	...	...	...	...	...	...	1	1	...	...
...	...	...	...	...	...	...	...	...	...	...	...	...	...	...	...	...	...	...	...
7	6	11	10	...	2	...	2	9	3	...	...	3	5	1	2	16	20	2	1



## Classification of all Recorded Causes of Death of Patients

(a) Royal

ESTABLISHMENTS.	Average Number Resident.		Total Number of Deaths.		1.		2.		3.		4.		5.		Dis- cussed in Vol.
					General Paralysis of the Insane and Syphilitic Affec- tions of Brain.		General Diseases of the Brain.		Epilepsy and Con- vulsions.		Exhaustion from Acute Mental Affec- tions not caused by Nervous Diseases other- wise desig- nated.		Diseases of the Spinal Cord and Nervous System.		
	M.	F.	M.	F.	M.	F.	M.	F.	M.	F.	M.	F.	M.	F.	M.
Aberdeen Royal . . . . .	265.5	281.5	19	17	2	...	3	1	...	1	...	...	...	...	8
Aberdeen District . . . . .	359.0	317.5	22	35	2	...	...	4	3	1	1	3	1	...	12
Argyll District . . . . .	281.0	281.5	20	22	1	...	6	5	...	2	...	...	...	...	18
Ayr District . . . . .	360.5	308.5	51	54	17	7	13	18	5	5	1	3	...	1	19
Banff District . . . . .	108.0	89.5	8	9	...	...	3	1	2	...	1	1	...	...	3
Crichton Royal . . . . .	173.5	174.0	19	22	...	1	...	7	...	3	...	3	...	1	4
Dundee District . . . . .	292.5	287.0	14	18	1	1	2	...	1	2	...	1	...	2	9
East Lothian District . . . . .	109.0	126.0	7	12	1	...	1	2	...	...	...	1	...	...	2
*Edinburgh Royal . . . . .	84.0	79.5	4	2	...	...	1	...	...	...	1	1	...	...	2
Edinburgh District . . . . .	448.5	482.5	37	32	1	2	7	6	1	1	...	...	...	...	26
Fife District . . . . .	440.0	454.0	24	35	2	...	2	1	1	1	1	2	...	...	12
Glasgow District (Gartloch) . . . . .	448.5	400.5	27	24	3	3	7	9	...	2	2	1	1	1	13
Glasgow District (Woodilee) . . . . .	669.0	545.5	49	35	4	2	7	9	1	3	1	1	...	...	33
Govan District . . . . .	500.5	397.5	29	20	2	...	4	6	2	2	...	...	...	...	15
Inverness District . . . . .	407.0	357.0	29	40	1	1	12	19	2	2	3	4	1	1	2
Kirklands Asylum . . . . .	136.0	111.0	11	13	1	1	5	3	...	...	1	...	...	1	5
Lanark District . . . . .	752.5	626.5	45	41	4	2	9	7	4	3	1	3	1	...	31
Midlothian District . . . . .	184.0	186.0	15	13	...	1	2	1	...	...	...	...	...	...	4
Montrose Royal . . . . .	271.5	288.5	26	29	2	...	5	7	4	2	...	...	...	3	18
Morayshire District . . . . .	72.5	104.0	6	10	...	...	2	2	1	1	...	...	1	...	3
Paisley District . . . . .	183.5	147.0	14	8	2	...	2	3	...	1	...	1	...	...	12
Perth District . . . . .	206.0	227.0	19	16	3	...	...	3	1	1	4	2	...	...	2
Renfrew District . . . . .	199.5	194.0	9	16	2	...	4	9	...	...	...	...	...	...	...
Roxburgh District . . . . .	178.5	222.5	14	14	...	...	2	2	1	2	...	1	...	...	5
Stirling District . . . . .	583.0	464.5	54	47	2	1	18	12	4	1	...	2	...	...	26

## (b) Parochial Asylum: Lunatic Ward

Greenock Parochial . . . . .	141.0	111.5	11	10	1	...	5	3	1	...	...	1	...	1	4
------------------------------	-------	-------	----	----	---	-----	---	---	---	-----	-----	---	-----	---	---

## (c) Lunatic Wards of Poorhouses

Buchan . . . . .	26.0	24.0	1	1	...	...	...	...	...	...	...	...	...	...	1
Cuninghame . . . . .	45.0	37.5	...	1	...	...	...	1	...	...	...	...	...	...	...
Dumbarton . . . . .	30.0	28.5	...	...	...	...	...	...	...	...	...	...	...	...	...
Dundee, East . . . . .	48.5	48.5	2	2	...	...	...	...	...	...	...	...	...	...	1
Govan . . . . .	126.5	122.5	2	6	...	...	...	...	...	...	...	...	...	...	2
Inveresk . . . . .	16.0	15.0	4	1	...	...	2	1	...	...	...	...	...	...	2
Kincardine . . . . .	17.5	20.0	1	1	...	...	1	...	...	...	...	...	...	...	...
Lewis . . . . .	15.5	13.5	...	1	...	...	...	...	...	...	...	...	...	...	...
Linlithgow . . . . .	17.5	15.5	2	1	...	...	...	...	...	...	...	...	...	...	2
Long Island . . . . .	24.5	13.5	1	...	...	...	...	...	...	...	...	...	...	...	1
Old Monkland . . . . .	23.0	24.5	1	...	...	...	...	...	...	...	...	...	...	...	1
Paisley . . . . .	45.5	55.5	2	2	...	...	...	...	1	...	...	...	...	...	2
Perth . . . . .	20.0	26.0	1	1	...	...	...	1	...	...	...	...	...	...	1
Wigtown . . . . .	21.0	15.5	1	1	...	...	1	...	...	...	...	...	...	...	1
Pauper Patients . . . . .	8331.0	7724.5	601	612	54	22	126	143	35	36	17	31	5	11	299
Private Patients . . . . .	873.5	1063.0	63	72	2	1	18	14	...	2	...	3	2	2	32
TOTALS. . . . .	9204.5	8787.5	664	684	56	23	144	157	35	38	17	34	7	13	331

\* Royal Edinburgh Hospital for Mental Disorders.



## XII.—(ii.)

Main Asylums and other Establishments in the Year 1933.

## District Asylums.

	8.		9.		10.		11.		12.		13.		14.		15.		16.		17.	
	Bronchitis, Pleurisy and other forms of Pulmonary Disease.		Diseases of the Alimentary, Glandular and Genito-Urinary Systems.		Dysentery (Colitis), Diarrhoea and Infective Enteritis.		Erysipelas, Abscess, Pyæmia, Septicæmia, and Cellulitis.		Influenza.		Typhoid and other Infectious and Contagious Diseases.		Cancer, Carcinoma, Sarcoma, Malignant Diseases, excluding Malignant Diseases of the Brain.		Tuberculosis and Pulmonary Phthisis.		Atrophy, Debility, and Old Age.		Suicides and Accidents.	
F.	M.	F.	M.	F.	M.	F.	M.	F.	M.	F.	M.	F.	M.	F.	M.	F.	M.	F.	M.	F.
1	6	4	2	5	...	...	1	2	4	1	...	...	...	2	1	1	2	2	1	1
3	3	5	1	3	...	...	...	1	1	...	...	...	1	1	8	1	1	1	...	...
1	2	3	8	7	...	...	...	1	2	1	...	...	2	2	3	2	4	6	...	...
1	2	2	8	16	1	...	...	...	...	...	...	...	5	3	2	10	9	10	...	...
3	4	3	4	2	...	...	...	...	...	...	...	...	...	...	1	2	4	4	...	...
2	3	2	3	...	...	...	3	...	3	2	...	...	2	...	4	...	2	3	...	...
3	2	2	...	3	...	1	...	...	...	...	...	...	...	...	3	...	1	...	...	...
...	...	...	2	1	...	...	1	1	...	...	...	...	2	...	...	...	1	4	...	...
...	...	...	1	...	...	...	...	...	...	...	...	...	...	...	1	1	...	...	...	...
8	7	3	5	3	...	...	1	...	...	...	...	...	4	1	...	3	7	6	...	...
11	4	4	3	5	...	...	...	2	...	1	...	...	1	3	1	...	10	17	...	1
8	3	3	3	...	...	...	1	...	...	...	...	...	3	2	3	2	2	11	...	1
5	14	9	1	4	...	...	3	3	5	1	...	...	2	...	3	6	13	10	...	...
6	8	11	2	2	1	1	2	...	1	1	...	...	2	...	3	1	6	11	1	...
5	1	6	...	...	3	...	...	...	2	2	...	...	...	...	4	5	12	20	...	...
3	1	...	3	2	...	...	2	1	...	...	...	...	3	3	3	2	5	4	...	1
7	10	5	5	5	1	2	1	...	3	4	...	...	3	...	...	3	4	17	...	...
1	2	1	3	3	...	...	...	...	...	...	...	...	...	...	1	2	3	...	...	...
1	7	2	1	1	...	...	...	...	...	...	...	...	1	1	1	1	13	9	...	...
...	...	3	...	1	...	...	1	...	...	...	...	1	3	...	...	...	2	2	...	...
...	...	...	...	...	...	...	...	...	...	...	...	...	2	...	1	2	2	2	...	...
...	...	...	...	...	...	...	...	...	...	...	...	...	...	...	1	1	7	9	1	...
...	...	...	...	1	...	...	...	...	...	...	...	...	...	...	2	1	1	4	...	...
...	...	...	1	1	...	...	...	...	...	1	...	...	...	2	3	2	7	5	...	...
8	3	8	6	7	...	2	...	1	...	...	...	...	5	2	4	4	6	15	1	...

## House with Unrestricted Licence.

...	...	...	...	...	...	...	...	...	1	...	...	...	...	...	...	1	...	2	...	...
-----	-----	-----	-----	-----	-----	-----	-----	-----	---	-----	-----	-----	-----	-----	-----	---	-----	---	-----	-----

## Restricted Licences.

...	1	...	...	...	...	...	...	...	...	...	...	...	...	...	...	...	1	...	...	...
...	...	...	...	...	...	...	...	...	...	...	...	...	...	...	...	...	...	...	...	...
...	...	...	...	...	...	...	...	...	...	...	...	...	...	...	...	...	...	...	...	...
1	1	1	...	...	...	...	...	...	...	...	...	...	...	...	...	...	...	1	...	...
2	...	3	...	...	...	...	...	...	...	...	...	...	...	...	...	...	...	...	...	...
...	...	...	...	...	...	...	...	...	...	...	...	...	...	...	...	...	...	...	...	...
...	1	...	...	...	...	...	...	...	...	...	...	...	1	...	...	...	...	...	...	...
...	1	...	...	...	...	...	...	...	...	...	...	...	1	...	1	...	1	1	...	...
...	...	...	1	...	...	...	...	...	...	...	...	...	...	...	...	...	...	...	...	...
...	1	...	...	...	...	...	...	...	...	...	...	...	...	...	...	...	1	...	...	...
...	...	...	...	...	...	...	...	...	...	...	...	...	...	...	...	...	1	2	...	...
...	...	...	...	...	...	...	...	...	...	...	...	...	...	...	...	...	...	...	...	...
...	1	...	...	1	...	...	...	...	...	...	...	...	...	...	...	...	...	...	...	...
80	88	80	63	73	6	6	16	12	22	14	...	1	32	29	41	63	126	183	5	4
14	17	6	11	10	...	2	...	2	9	3	...	...	3	5	1	2	16	20	2	1
94	105	86	74	83	6	8	16	14	31	17	...	1	35	34	42	65	142	203	7	5



## APPENDIX.—TABLE XIII.

Weekly Rates of Board in Royal and District Asylums, and the estimated Weekly Cost of Patients in Parochial Asylums and Poorhouses during the year ending 15th May 1934.

ROYAL OR CHARTERED ASYLUMS.	Rates for Pauper Patients.				Minimum Rates for Private Patients.*				
	From the District.		From beyond the District.		Special or District Rate.		General Rate.		
	s.	d.	s.	d.	s.	d.	s.	d.	
Aberdeen Royal Mental Hospital . . . . .	23	1	23	1	21	2	30	9	
Crichton Royal Institution . . . . .	18	5	27	8	27	8	27	8	
Dundee Royal Asylum . . . . .	...		...		19	3	28	10	
Royal Edinburgh Hospital for Mental Disorders . . . . .	23	0	23	8	22	4	22	4	
Glasgow Royal Mental Hospital . . . . .	25	0	...		...		25	0	
Montrose Royal Asylum . . . . .	19	3	20	5	17	8	21	6	
Murray's Royal Asylum, Perth. . . . .	...		...		30	9	46	2	
DISTRICT ASYLUMS.									
Aberdeen District . . . . .	17	0	22	3	17	0	20	9	
Argyll and Bute District . . . . .	17	6	24	0	19	0	19	0	
Ayr . . . . .	15	4	...		17	4	19	3	
Banff . . . . .	14	0	22	3	22	3	22	3	
Dundee . . . . .	†23	4	...		...		...		
East Lothian . . . . .	16	6	18	5	18	5	19	3	
Edinburgh . . . . .	19	7	27	1	27	1	...		
Fife . . . . .	17	8	21	6	21	6	21	6	
Glasgow District (Gartloch) . . . . .	20	5	20	5	...		...		
Glasgow „ (Woodilee) . . . . .	18	1	18	1	...		...		
Govan . . . . .	17	6	35	0	25	5	...		
Inverness . . . . .	20	0	21	6	20	0	21	6	
Kirklands Asylum, Bothwell . . . . .	19	10	23	11	...		...		
Lanark District . . . . .	15	9	21	0	18	8	21	0	
Midlothian . . . . .	16	11	19	3	...		24	5	
Moray . . . . .	17	4	22	6	20	7	22	6	
Paisley . . . . .	§20	5	21	0	21	0	22	2	
Perth . . . . .	15	0	22	6	22	6	22	6	
Renfrew . . . . .	21	0	...		...		...		
Roxburgh . . . . .	19	0	20	1	22	1	25	0	
Stirling . . . . .	16	4	25	0	...		21	2	
PAROCHIAL ASYLUM.				Estimated Weekly Cost of Patients belonging to Local Authority or Combination.		Rates charged for Boarders from other Areas.			
Greenock Parochial . . . . .				s.	d.	s.	d.		
				26	0	26	0		
LUNATIC WARDS OF POORHOUSES.	Estimated Weekly Cost of Patients belonging to Local Authority or Combination.		Rates charged for Boarders from other Areas.		LUNATIC WARDS OF POORHOUSES—Continued.	Estimated Weekly Cost of Patients belonging to Local Authority or Combination.		Rates charged for Boarders from other Areas.	
	s.	d.	s.	d.		s.	d.	s.	d.
Buchan . . . . .	9	11	9	11	Lewis . . . . .	17	6	17	6
Cunninghame . . . . .	15	0	15	0	Linlithgow . . . . .	14	0	17	0
Dumbarton . . . . .	11	11	...		Long Island . . . . .	12	7	13	0
Dundee, East . . . . .	15	0	16	11	Old Monkland . . . . .	13	11	16	9
Govan . . . . .	18	1	17	11	Paisley . . . . .	17	6	18	8
Inveresk . . . . .	13	5	13	5	Perth . . . . .	20	0	20	0
Kincardine . . . . .	14	3	14	7	Wigtown. . . . .	12	1	14	7

\* Most, if not all, of the Royal Asylums receive special cases at lower rates.

† The rates in this column for the Crichton Royal Institution and for District Asylums are for maintenance only.

‡ Includes approximately 6/3 for providing charges.

§ Includes approximately 2/11 for providing charges.

|| The rent is taken as the proportion allocated to the lunatic wards of the gross rental in the valuation roll for the year, divided by the number of inmates for which the wards are licensed.







## APPENDIX

The Expenditure on the Maintenance and Management of Dis-  
Tobacco supplied to each Patient and the Cost per Patient of

ASYLUMS.	AVERAGE NUMBER OF INMATES.											
	Patients.	Officers and Servants Boarded.	Total.	1.			2.			3.		
				Fresh Butcher Meat (including Poultry and Game).			Cured Butcher Meat.			Fro Fi		
				Quantity per Patient.	Cost per Patient.			Quantity per Patient.	Cost per Patient.			Quantity per Patient.
				lbs.	£	s.	d.	lbs.	s.	d.	lbs.	
1. Aberdeen . . . .	706	122	828	86	2	11	6	13	5	10	15	
2. Argyll . . . . .	568	71	639	71	2	9	3	7	6	6	8	
3. Ayr . . . . .	685	112	797	64	2	3	6	13	7	4	26	
4. Banff . . . . .	199	29	228	72	2	10	5	9	5	8	50	
5. Dundee . . . . .	581	87	668	67	2	7	4	14	6	3	27	
6. East Lothian . . .	242	49	291	50	3	8	8	5	8	0	28	
7. Edinburgh . . . .	1,020	202	1,222	63	2	8	3	4	8	3	25	
8. Fife . . . . .	892	155	1,047	75	2	15	2	9	4	11	19	
9. Glasgow (Gartloch) .	837	154	991	89	2	3	1	5	6	0	17	
10. Glasgow (Woodilee) .	1,228	224	1,452	84	2	3	9	13	7	8	34	
11. Govan . . . . .	883	162	1,045	75	2	11	0	6	7	10	28	
12. Inverness . . . .	749	168	917	87	3	18	4	...	3	10	49	
13. Kirklands . . . .	250	41	291	54	2	7	5	10	11	11	29	
14. Lanark . . . . .	1,401	189	1,590	82	2	8	11	8	6	5	8	
15. Midlothian . . . .	379	56	435	68	2	8	5	13	7	2	19	
16. Morayshire . . . .	172	34	206	78	3	0	3	2	3	0	29	
17. Paisley . . . . .	339	51	390	67	2	3	5	...	9	2	12	
18. Perth . . . . .	431	61	492	99	3	3	9	3	5	9	6	
19. Renfrew . . . . .	393	88	481	57	2	6	10	...	6	7	48	1
20. Roxburgh . . . .	406	61	467	83	2	11	2	13	12	0	30	
21. Stirling . . . . .	1,065	177	1,242	74	2	4	9	...	1	7	31	
Totals and Means . .	13,426	2,293	15,719	74	2	11	8	9	6	9	26	8

\* In the cases marked thus, the article formed part of the Asylum dietary, but the quantity was less than 1 unit per patient during the year. In calculating mean quantities such items have been taken as 0.5.



## XIV.

Items, the Quantities of the various articles of Dietary, and of  
 other items of Maintenance during the Financial Year 1932-1933.

TABLE D.

1.	5.			6.		7.		8.		9.		
red sh.	Milk.			Butter.		Margarine.		Suet and Lard.		Eggs.		
Cost per Patient.	Quantity per Patient.	Cost per Patient.		Quantity per Patient.	Cost per Patient.	Quantity per Patient.	Cost per Patient.	Quantity per Patient.	Cost per Patient.	Quantity per Patient.	Cost per Patient.	
s. d.	gals.	£	s. d.	lbs.	s. d.	lbs.	s. d.	lbs.	s. d.	lbs.	s. d.	
...	33	2	4 0	...	4 4	18	7 8	...	...	7	6 2	1
10 5	53	4	10 3	1	4 0	12	6 2	3	1 7	4	5 4	2
0 3	30	1	16 9	...	...	†23	14 1	...	...	10	11 2	3
4 0	34	2	2 5	*	6 0	10	6 1	3	1 3	5	3 11	4
5 6	31	2	4 4	...	4 0	20	9 8	...	...	10	11 10	5
3 11	50	4	2 8	2	9 5	13	9 4	3	0 10	6	11 7	6
2 5	43	2	18 9	...	...	21	16 5	4	2 0	8	13 10	7
7 6	49	4	5 8	...	...	†13	7 5	3	1 0	3	8 5	8
1 0	40	2	16 6	*	5 9	17	6 10	3	0 10	7	8 1	9
2 11	35	2	10 2	*	6 9	22	9 4	7	2 11	4	7 8	10
3 1	43	2	19 0	2	5 1	21	8 5	3	1 6	5	7 10	11
5 10	44	3	14 3	...	5 4	26	14 4	1	0 6	2	6 2	12
...	32	1	17 7	...	4 5	13	4 9	3	1 10	3	6 5	13
3 1	40	3	2 1	...	...	†22	12 7	5	2 7	1	2 5	14
1 6	38	3	2 8	...	...	†13	9 10	...	...	7	5 9	15
...	44	3	2 0	...	6 1	8	4 4	2	0 10	3	2 11	16
3 11	43	2	18 11	...	4 7	21	10 5	3	1 9	10	11 9	17
6 0	29	1	16 11	20	29 2	...	...	...	...	*	0 11	18
1 5	44	3	9 3	...	7 5	17	6 0	...	...	*	6 3	19
1 10	37	2	18 4	...	...	†17	10 9	...	...	10	11 3	20
3 6	42	2	10 5	...	5 6	25	11 7	3	1 3	5	5 6	21
3 3	40	2	18 3	4	5 2	18	8 10	3	1 0	5	7 5	

This figure includes butter.



## APPENDIX

The Expenditure on the Maintenance and Management of District Asylums, and the Cost per Patient of Tobacco supplied to each Patient and the Cost per Patient of

FOOD															
	10. Cheese.		11. Bread and Flour.			12. Meal, Barley, Pease, Rice, etc.		13. Potatoes, Green Vegetables, Turnips, etc.		14. Sugar.		15. Preser Tread etc.			
	Quantity per Patient.	Cost per Patient.	Quantity per Patient.	Cost per Patient.			Quantity per Patient.	Cost per Patient.	Quantity per Patient.	Cost per Patient.	Quantity per Patient.	Cost per Patient.	Quantity per Patient.	Cost per Patient.	
	lbs.	s. d.	lbs.	£	s. d.	lbs.	s. d.	lbs.	s. d.	lbs.	s. d.	lbs.	s. d.	lbs.	s. d.
1	3	3 1	337	2	3 0	101	12 6	270	10 10	24	5 3	4	1		
2	...	1 2	198	1	1 9	76	11 9	407	22 4	24	5 3	1	0		
3	3	2 1	398	2	6 2	73	11 0	378	25 5	26	5 2	4	1		
4	9	5 6	276	1	14 7	131	14 7	256	16 7	27	6 5	11	0		
5	...	1 3	268	1	7 4	110	15 0	537	25 10	29	6 0	3	1		
6	5	4 5	259	2	8 5	97	17 2	288	31 8	30	6 7	3	0		
7	5	3 11	336	1	18 3	73	10 11	400	22 3	39	8 6	1	0		
8	6	4 6	232	1	6 6	86	11 3	427	15 0	26	5 5	5	1		
9	*	1 4	285	1	11 4	76	11 0	350	14 3	20	4 9	10	4		
10	3	2 9	222	1	4 7	61	8 9	353	15 1	22	5 1	7	4		
11	3	2 11	254	1	5 4	70	10 2	342	15 4	32	6 0	9	3		
12	9	8 7	327	2	9 6	96	14 5	350	15 11	29	6 10	7	3		
13	*	2 0	263	1	13 3	73	13 11	395	23 11	28	6 3	18	5		
14	5	3 6	167	1	2 0	85	11 8	261	16 7	29	5 7	1	1		
15	5	6 2	337	2	10 0	82	12 7	467	26 8	27	5 10	4	0		
16	6	3 7	263	2	3 1	80	11 2	553	22 9	31	6 5	2	0		
17	13	10 6	358	2	14 8	88	14 3	257	12 7	31	6 7	8	2		
18	9	7 7	329	1	17 8	81	11 8	412	17 3	30	6 0	18	4		
19	2	4 6	400	2	5 10	80	13 7	253	17 10	34	7 8	6	2		
20	12	8 7	300	2	1 3	102	16 0	570	40 9	25	7 3	1	0		
21	14	6 6	226	1	5 3	82	12 6	334	17 9	47	9 5	8	1		
	6	4 6	287	1	16 8	86	12 8	374	20 4	29	6 4	6	2		

\* In the cases marked thus, the article formed part of the Asylum dietary, but the quantity used was less than 1 unit per patient during the year. In calculating mean quantities such items have been taken as 0.5.



TABLE XIV.—*continued.*

Asylums, the Quantities of the various articles of Dietary, and of various items of Maintenance during the Financial Year 1932-1933.

<i>continued.</i>					B.	C.		D.	
16.	17.		18.	19.	Wines, Spirits, and Malt Liquors.	Tobacco.		Clothing, Boots and Shoes.	
Tea, Coffee, Cocoa.	Fresh and Dry Fruits.		Minor Articles of Food.	TOTAL OF FOOD.					
Cost per Patient.	Quantity per Patient.	Cost per Patient.	Cost per Patient.	Cost per Patient.	Cost per Patient.	Quantity per Male Patient.	Cost per Male Patient.	Cost per Patient.	
s. d.	lbs.	s. d.	£ s. d.	£ s. d.	s. d.	oz.	s. d.	£ s. d.	
4 8	4	1 7	0 4 2	10 14 7	0 10	37	23 10	1 17 5	1
11 0	7	2 10	0 4 3	12 17 0	2 3	52	30 3	1 11 4	2
7 9	6	3 4	0 2 6	11 7 9	0 1	48	30 0	1 17 6	3
4 6	8	4 6	0 13 1	11 12 8	1 0	45	25 11	1 8 8	4
9 1	4	2 10	0 2 9	11 14 0	...	47	29 6	2 1 5	5
14 11	5	5 7	0 5 9	17 11 0	0 4	64	48 7	4 2 9	6
10 4	16	7 4	0 8 0	13 13 7	0 1	36	19 10	2 8 4	7
8 1	10	4 8	0 8 8	13 0 8	...	53	30 5	2 11 3	8
10 0	13	4 4	0 5 6	11 3 6	1 8	57	33 10	1 15 5	9
11 11	17	4 4	0 3 2	11 1 5	0 5	54	32 9	2 0 9	10
9 0	19	4 0	0 3 10	11 11 7	2 2	52	29 4	1 13 7	11
8 11	6	2 9	0 3 0	15 10 11	1 10	50	29 0	2 4 4	12
8 7	37	10 4	0 4 0	11 10 5	0 10	48	29 6	2 7 2	13
9 11	6	2 7	0 3 6	10 18 7	0 9	34	19 0	2 17 6	14
9 7	7	3 8	0 2 11	12 18 10	0 9	44	25 9	1 17 1	15
10 0	12	2 8	0 4 8	12 14 0	0 10	56	39 4	1 7 4	16
12 5	5	3 7	0 3 9	13 11 5	0 3	47	27 4	2 6 1	17
5 4	4	3 4	0 3 9	12 1 1	1 4	47	27 6	2 3 0	18
14 10	7	4 0	0 5 6	13 15 3	0 1	52	26 1	2 6 9	19
9 6	8	4 5	0 6 9	14 6 1	2 0	51	30 7	2 2 9	20
9 10	6	3 9	0 9 11	11 5 9	0 11	53	29 7	2 5 4	21
9 6	10	4 1	0 5 3	12 11 11	0 11	49	29 5	2 3 2	



## APPENDIX-

The Expenditure on the Maintenance and Management of District  
Tobacco supplied to each Patient and the Cost per Patient of the

	E.		F.—ALL OTHER EXPENSES.						
	Salaries and Wages.		1. House- hold Re- quisites.	2. Laundry Re- quisites.	3. Medical and Surgical Appli- ances.	4. Fuel, Light and Water.	5. Fees, Taxes (borne by occupiers), Amuse- ments, etc.	6. Furniture and Fur- nishings (Replace- ments and Repairs).	7. Total of all other Expenses
	Cost per Patient.		Cost per Patient.	Cost per Patient.	Cost per Patient.	Cost per Patient.	Cost per Patient.	Cost per Patient.	Cost per Patient.
	£ s. d.	s. d.	s. d.	s. d.	s. d.	£ s. d.	£ s. d.	£ s. d.	£ s. d.
1	24 4 7	4 7	7 0	9 1	6 12 11	3 3 4	1 4 4	12 1 3	
2	16 1 10	4 2	7 0	10 1	3 9 1	2 11 6	1 13 5	8 15 3	
3	17 4 11	7 7	10 6	5 10	4 8 1	3 18 1	1 10 10	11 0 11	
4	16 2 6	15 9	11 10	23 5	5 12 7	2 8 4	1 17 10	12 9 9	
5	19 5 3	9 8	6 0	6 4	2 6 4	3 13 3	1 5 5	8 7 0	
6	13 6 2	10 1	11 4	14 6	3 12 0	1 5 3	2 4 2	8 17 4	
7	23 14 9	7 8	10 1	8 0	4 3 9	6 6 3	0 7 8	12 3 5	
8	17 13 4	12 0	6 6	14 2	4 3 11	3 1 5	2 3 1	11 1 1	
9	30 1 4	*27 11	...	15 9	5 0 11	2 13 6	0 16 1	10 14 2	
10	25 2 6	*31 10	...	11 10	3 16 9	2 18 9	0 10 11	9 10 1	
11	22 9 3	*30 0	...	12 0	4 8 4	2 6 9	0 18 7	9 15 8	
12	19 2 8	† ...	† ...	13 7	6 1 4	3 19 8	2 15 7	13 10 2	
13	29 18 10	11 8	12 1	12 7	3 18 2	6 19 0	1 6 6	14 0 0	
14	25 8 10	5 11	3 4	12 10	2 17 4	2 14 0	2 0 6	8 13 11	
15	15 16 0	9 5	4 11	7 1	3 2 8	4 0 3	1 15 4	9 19 8	
16	15 15 0	5 1	3 9	10 1	3 12 3	2 17 7	1 11 10	9 0 7	
17	20 11 7	1 0	13 11	13 5	3 9 2	3 7 9	1 7 4	9 12 7	
18	15 6 10	6 5	9 4	6 5	3 13 5	2 1 10	1 5 7	8 3 0	
19	26 3 8	8 9	9 0	13 10	8 1 9	3 15 9	1 12 0	15 1 1	
20	21 13 0	8 6	10 0	15 10	5 5 3	1 16 4	1 19 4	10 15 3	
21	22 14 9	8 4	9 4	8 3	3 16 11	2 17 6	1 0 7	9 0 11	
	20 17 0	10 9	6 11	11 8	4 7 3	3 5 6	1 9 10	10 12 1	

\* Includes Laundry Requisites, etc.

† Included under Furniture, Furnishings, etc.



TABLE XIV.—*continued.*

Asylums, the Quantities of the various articles of Dietary, and of various items of Maintenance during the Financial Year 1932-1933.

TOTAL MAINTENANCE EXPENSES.				‡ Deduct Mis- cellaneous Receipts.	NET MAINTENANCE EXPENSES.				
Cost per Patient.			GROSS TOTAL.		Cost per Pauper Patient (calculated on the average number of Pauper Patients Resident).			NET TOTAL.	
£	s.	d.	£	£	£	s.	d.	£	
49	11	0	34,983	—7,148	41	4	9	27,835	1
40	2	11	22,802	—3,291	37	0	5	19,511	2
42	7	2	29,014	—4,768	39	3	5	24,246	3
42	9	1	8,448	—1,196	38	3	4	7,252	4
42	2	6	24,475	—2,540	39	7	7	21,935	5
44	9	4	10,761	—1,324	42	2	7	9,437	6
52	9	9	53,539	—1,825	51	11	2	51,714	7
45	1	0	40,185	—5,001	42	2	9	35,184	8
54	14	1	45,786	—2,135	54	3	2	43,651	9
48	13	3	59,755	—2,854	47	18	9	56,901	10
46	8	6	40,992	—2,959	45	18	8	38,033	11
51	5	5	38,402	—3,152	49	8	9	35,250	12
58	13	4	14,666	—2,533	51	12	7	12,133	13
48	9	11	67,943	—13,394	42	1	10	54,549	14
41	5	4	15,640	—540	43	12	10	15,100	15
39	13	9	6,826	—930	38	10	9	5,896	16
46	17	8	15,894	—2,965	45	10	6	12,929	17
38	8	5	16,559	—587	38	19	1	15,972	18
57	19	10	22,791	—1,748	55	13	5	21,043	19
49	12	6	20,148	—3,335	46	16	8	16,813	20
46	4	0	49,203	—5,351	44	3	3	43,852	21
46	19	11	638,812	—69,576	§ 44	10	9	569,236	

§ The figures in this column include the Profit or Loss on the Farm and Garden, but do not include sums recovered from relatives of Pauper Patients.

¶ This figure, like those in the preceding columns, is the mean of the cost in each Asylum. The actual average cost per head for all Patients in these Asylums is £47, 11s. 7d. The actual cost for Pauper Patient is £45, 2s. 3d.







APPENDIX—TABLE XVI.

Acreage of Farms attached to District Asylums; Receipts and Expenses of such Farms and Gardens during the Financial Year 1932-1933, and Profit shown on the year's transactions.

FARMS AND GARDENS OF DISTRICT ASYLUMS.	ACREAGE OF FARM AND GARDEN.			RECEIPTS.														EXPENDITURE.											Profit + or Loss -																																																																																																																																																																																																																																																																																																																																																																																																																																																																																																																																																																																																																																																																																																																																																																																																																																																																																																																																																																																																																																																																																																					
	Arable or in Per- manent Pasture.	Non-Arable.	Total.	1. Valuation of Stock at 15th May 1933.		2. Butcher Meat.		3. Poultry and Game.		4. Milk.		5. Butter and Cheese.		6. Eggs.		7. Potatoes.		8. Green Vegetables.		9. Fresh Fruits.		10. Grain, Meal.		11. Live Stock.		12. Wool, Hides, Skins.		13. Grazing, Cartage, Sundries, and accounts due to Farm.		14. Total.		1. Valuation of Stock at 15th May 1933.		* Rents, Rates, and Duties.		Interest on unpaid out- lay from providing account of stock and implements.		4. Live Stock.		5. Implements and Harness.		6. Seeds and Plants.		7. Fodder, Grain, Roots, and Feeding Stuffs.		8. Manures.		9. Salaries & Wages.		10. Miscellaneous.		11. Total.																																																																																																																																																																																																																																																																																																																																																																																																																																																																																																																																																																																																																																																																																																																																																																																																																																																																																																																																																																																																																																																																														
				£	£	£	£	£	£	£	£	£	£	£	£	£	£	£	£	£	£	£	£	£	£	£	£	£		£	£	£	£	£	£	£	£	£	£	£	£	£	£	£	£	£	£	£	£	£	£	£	£	£	£	£	£	£	£	£	£	£	£	£	£	£	£	£	£	£	£	£	£	£	£	£	£	£	£	£	£	£	£	£	£	£	£	£	£	£	£	£	£	£	£	£	£	£	£	£	£	£	£	£	£	£	£	£	£	£	£	£	£	£	£	£	£	£	£	£	£	£	£	£	£	£	£	£	£	£	£	£	£	£	£	£	£	£	£	£	£	£	£	£	£	£	£	£	£	£	£	£	£	£	£	£	£	£	£	£	£	£	£	£	£	£	£	£	£	£	£	£	£	£	£	£	£	£	£	£	£	£	£	£	£	£	£	£	£	£	£	£	£	£	£	£	£	£	£	£	£	£	£	£	£	£	£	£	£	£	£	£	£	£	£	£	£	£	£	£	£	£	£	£	£	£	£	£	£	£	£	£	£	£	£	£	£	£	£	£	£	£	£	£	£	£	£	£	£	£	£	£	£	£	£	£	£	£	£	£	£	£	£	£	£	£	£	£	£	£	£	£	£	£	£	£	£	£	£	£	£	£	£	£	£	£	£	£	£	£	£	£	£	£	£	£	£	£	£	£	£	£	£	£	£	£	£	£	£	£	£	£	£	£	£	£	£	£	£	£	£	£	£	£	£	£	£	£	£	£	£	£	£	£	£	£	£	£	£	£	£	£	£	£	£	£	£	£	£	£	£	£	£	£	£	£	£	£	£	£	£	£	£	£	£	£	£	£	£	£	£	£	£	£	£	£	£	£	£	£	£	£	£	£	£	£	£	£	£	£	£	£	£	£	£	£	£	£	£	£	£	£	£	£	£	£	£	£	£	£	£	£	£	£	£	£	£	£	£	£	£	£	£	£	£	£	£	£	£	£	£	£	£	£	£	£	£	£	£	£	£	£	£	£	£	£	£	£	£	£	£	£	£	£	£	£	£	£	£	£	£	£	£	£	£	£	£	£	£	£	£	£	£	£	£	£	£	£	£	£	£	£	£	£	£	£	£	£	£	£	£	£	£	£	£	£	£	£	£	£	£	£	£	£	£	£	£	£	£	£	£	£	£	£	£	£	£	£	£	£	£	£	£	£	£	£	£	£	£	£	£	£	£	£	£	£	£	£	£	£	£	£	£	£	£	£	£	£	£	£	£	£	£	£	£	£	£	£	£	£	£	£	£	£	£	£	£	£	£	£	£	£	£	£	£	£	£	£	£	£	£	£	£	£	£	£	£	£	£	£	£	£	£	£	£	£	£	£	£	£	£	£	£	£	£	£	£	£	£	£	£	£	£	£	£	£	£	£	£	£	£	£	£	£	£	£	£	£	£	£	£	£	£	£	£	£	£	£	£	£	£	£	£	£	£	£	£	£	£	£	£	£	£	£	£	£	£	£	£	£	£	£	£	£	£	£	£	£	£	£	£	£	£	£	£	£	£	£	£	£	£	£	£	£	£	£	£	£	£	£	£	£	£	£	£	£	£	£	£	£	£	£	£	£	£	£	£	£	£	£	£	£	£	£	£	£	£	£	£	£	£	£	£	£	£	£	£	£	£	£	£	£	£	£	£	£	£	£	£	£	£	£	£	£	£	£	£	£	£	£	£	£	£	£	£	£	£	£	£	£	£	£	£	£	£	£	£	£	£	£	£	£	£	£	£	£	£	£	£	£	£	£	£	£	£	£	£	£	£	£	£	£	£	£	£	£	£	£	£	£	£	£	£	£	£	£	£	£	£	£	£	£	£	£	£	£	£	£	£	£	£	£	£	£	£	£	£	£	£	£	£	£	£	£	£	£	£	£	£	£	£	£	£	£	£	£	£	£	£	£	£	£	£	£	£	£	£	£	£	£	£	£	£	£	£	£	£	£	£	£	£	£	£	£	£	£	£	£	£	£	£	£	£	£	£	£	£	£	£	£	£	£	£	£	£	£	£	£	£	£	£	£	£	£	£	£	£	£	£	£	£	£	£	£	£	£	£	£	£	£	£	£	£	£	£	£	£	£	£	£	£	£	£	£	£	£	£	£	£	£	£	£	£	£	£	£	£	£	£	£	£	£	£	£	£	£	£	£	£	£	£	£	£	£	£	£	£	£	£	£	£	£	£	£	£	£	£	£	£	£	£	£	£	£	£	£	£	£	£	£	£	£	£	£	£	£	£	£	£	£	£	£	£	£	£	£	£	£	£	£	£	£	£	£	£	£	£	£	£	£	£	£	£	£	£	£	£	£	£	£	£	£	£	£	£	£	£	£	£	£	£	£	£	£	£	£	£	£	£	£	£	£	£	£	£	£	£	£	£	£	£	£	£	£	£	£	£	£	£	£	£	£	£	£	£	£	£	£	£	£	£	£	£	£	£	£	£	£	£	£

\* These figures include the estimated rent for farm (shown as a deduction in Table XVII) besides the rent paid for farm land held on lease.



APPENDIX.—TABLE XVII.

The Expenditure of District Asylum Authorities during the Financial Year 1932-1933 in Providing, Building, Repairing, and Fitting up and Furnishing District Asylums; and the amount of Monies Borrowed by District Asylum Authorities under the provisions of the Act 20 & 21 Vict., c. 71.

DISTRICT ASYLUMS.	EXPENDITURE.										DEDUCTIONS.										Amount of Monies Borrowed remaining due at 15th May 1933.	Amount of Assessment raised for, or applied to Reduction of Debt.						
	Land.		Improvements. Additions.			Debt Charges		Expenses of General Management.			Gross Expenditure.	Bank and Other Interest (Balance).			Rents from Tenants of Houses, etc.			Rental for Lodging of Private Patients.					Transfers from Farm Account.			Other Deductions.	Total Deductions.	Net Expenditure.
	1. Purchase of Land.	2. Rent of Land.	3. Rates, Taxes, Feu- duty, Stipends.	4. Asylum Grounds and Buildings.	5. Farm Ground and Buildings.	6. Tradesmen's Wages.	7. Furniture and Furnishings.	8. Interest on Monies Borrowed.	9. Bank Interest and Inter- est on Temporary Loans (Balance).	10. Expenses of General Management.		11. Gross Expenditure.	12. Bank and Other Interest (Balance).	13. Rents from Tenants of Houses, etc.	14. Rental for Lodging of Private Patients.	15. * Estimated Rent of Farm.	16. Interest on Un- repaid Outlay for Farm Stock.	17.	18.									
																				19.			20.	21.				
1. Aberdeen	60	...	680	840	...	1,394	...	2,122	...	837	5,933	...	388	134	222	...	101	845	...	...	...	...	...	5,088	42,833	4,969		
2. Argyll	...	...	793	2,060	...	1,424	80	550	...	224	5,131	...	117	192	145	...	1	455	...	...	...	...	...	2,537	10,763	708		
3. Ayr	...	...	740	1,041	...	...	96	816	...	189	2,882	...	...	245	100	...	...	345	...	...	...	...	...	1,590	14,175	1,800		
4. Banff	...	...	286	336	162	250	...	798	...	104	1,936	...	...	215	50	...	81	346	...	...	...	...	...	2,367	13,824	947		
5. Dundee	...	...	1,407	1,793	...	1,375	...	468	...	437	5,480	...	1,589	133	645	...	...	834	...	...	...	...	...	3,113	7,580	5,318		
6. East Lothian.	...	...	306	421	70	44	...	478	...	547	1,880	...	...	365	360	90	...	...	...	...	...	...	...	1,046	8,762	1,464		
7. Edinburgh	...	...	1,339	4,148	...	4,690	...	6,511	...	1,603	18,291	...	...	187	428	...	19	834	...	...	...	...	...	17,126	60,357	9,774		
8. Fife	...	...	961	2,188	...	2,201	...	2,983	...	541	9,445	...	...	636	674	...	4	1,165	...	...	...	...	...	7,594	74,450	3,217		
9. Glasgow (Gartloch)	...	...	1,077	2,579	...	8,291	110	100	...	566	12,723	...	1,323	152	277	...	373	2,125	...	...	...	...	...	10,598	1,160	1,240		
10. Glasgow (Woodilee)	...	...	1,920	2,578	...	7,687	...	115	...	547	12,847	...	3,316	213	417	...	90	4,036	...	...	...	...	...	8,811	2,763	582		
11. Govan	...	...	1,431	1,575	...	4,625	...	1,724	...	455	9,810	...	989	359	385	...	43	1,776	...	...	...	...	...	8,034	42,371	5,008		
12. Inverness	...	...	1,325	752	625	997	136	1,645	...	556	6,036	...	...	195	660	...	...	864	...	...	...	...	...	5,172	37,966	2,386		
13. Kirklands	...	...	416	534	...	1,047	...	...	...	400	2,403	...	...	...	...	...	...	280	...	...	...	...	...	2,123	...	...		
14. Lanark	...	...	1,850	3,522	180	1,674	20	...	...	709	7,955	...	2,813	306	557	...	...	3,676	...	...	...	...	...	4,279	...	...		
15. Midlothian	...	...	529	1,225	...	482	...	356	...	285	2,877	...	6	141	250	82	...	578	...	...	...	...	...	2,299	13,225	797		
16. Morayshire	...	...	337	477	147	...	...	469	...	219	1,895	...	10	151	286	...	7	483	...	...	...	...	...	1,412	8,629	443		
17. Paisley	...	...	337	477	30	296	...	553	60	120	1,830	...	81	383	270	...	10	744	...	...	...	...	...	1,086	12,000	1,000		
18. Perth	...	...	218	829	...	260	...	137	...	177	1,621	...	...	50	264	...	...	314	...	...	...	...	...	1,307	2,633	633		
19. Renfrew	...	...	908	553	12	923	142	1,814	...	596	4,954	...	...	...	175	...	...	691	...	...	...	...	...	4,263	40,550	6,945		
20. Roxburgh	...	...	1,046	2,937	...	807	106	252	...	409	5,557	...	...	...	...	...	...	253	...	...	...	...	...	5,304	5,504	2,449		
21. Stirling	...	...	1,184	3,664	...	2,522	38	1,991	...	338	9,737	...	...	...	132	...	...	1,276	...	...	...	...	...	8,461	42,483	2,650		
Totals	60	12	18,934	34,871	1,226	40,989	728	23,882	662	9,859	131,223	239	12,702	4,418	6,297	277	1,371	25,304	105,919	442,028	52,330	...	...	...	...			

\* Rents or Feu-duty of farm land.

\* Rents or Feudalties of farm lands proper appear in Table XVI.

† Under this heading appears such expenditure as is required for the complete equipment of the Asylum and additions thereto, and for articles rendered necessary by increase of population.



## APPENDIX—MENTAL DEFICIENCY—TABLE No. 1.

Number of Defectives on the Register at 1st January of each year, and the numbers placed on and removed from the Register during each year.

YEARS.	1.		2.				3.		4.			
	Total Registered Mental Defectives at 1st January.		Distribution of Mental Defectives shown in Column 1.				Number admitted to Register during the Year.		Number removed from Register during the year.			
			In Institutions.		Under Guardianship in Private Dwellings.				On Discharge.		By Death.	
	M.	F.	M.	F.	M.	F.	M.	F.	M.	F.	M.	F.
. . . . .	151	144	114	93	37	51	547	486	45	17	36	27
. . . . .	617	586	480	412	137	174	227	213	98	78	31	26
. . . . .	715	695	515	475	200	220	188	184	72	59	35	22
. . . . .	796	798	568	523	228	275	225	154	102	73	64	54
. . . . .	855	825	621	534	234	291	171	176	89	77	40	43
Age of 5 years . . . . .	<b>627</b>	<b>610</b>	<b>460</b>	<b>407</b>	<b>167</b>	<b>202</b>	<b>272</b>	<b>243</b>	<b>81</b>	<b>61</b>	<b>41</b>	<b>34</b>
. . . . .	897	881	647	576	250	305	226	202	131	100	45	27
. . . . .	947	956	663	605	284	351	197	194	81	104	35	28
. . . . .	1028	1018	695	620	333	398	208	261	112	175	30	30
. . . . .	1094	1074	715	643	379	431	211	176	108	93	25	21
. . . . .	1172	1136	752	682	420	454	187	214	104	92	40	21
Age of 5 years . . . . .	<b>1028</b>	<b>1013</b>	<b>694</b>	<b>625</b>	<b>333</b>	<b>388</b>	<b>206</b>	<b>209</b>	<b>107</b>	<b>113</b>	<b>35</b>	<b>25</b>
. . . . .	1215	1237	768	731	447	506	233	194	110	93	30	22
. . . . .	1308	1316	823	786	485	530	201	154	94	64	29	28
. . . . .	1386	1378	883	829	503	549	162	154	66	48	31	20
. . . . .	1451	1464	924	904	527	560	162	118	97	67	27	17
. . . . .	1489	1498	947	938	542	560	240	342	183	263	27	22
Age of 5 years . . . . .	<b>1370</b>	<b>1379</b>	<b>869</b>	<b>838</b>	<b>501</b>	<b>541</b>	<b>200</b>	<b>192</b>	<b>110</b>	<b>107</b>	<b>29</b>	<b>22</b>
. . . . .	1519	1555	974	991	545	564	284	207	125	89	26	26
. . . . .	1652	1647	1083	1092	569	555	196	138	82	65	33	23
. . . . .	1733	1697	1139	1118	594	579	293	239	77	56	31	36
. . . . .	1918	1844	1269	1218	649	626	246	213	88	52	34	35
. . . . .	2042	1970	1357	1314	685	656	...	...	...	...	...	...



## APPENDIX—MENTAL DEFICIENCY—TABLE No. II.

The Number on the Register of Rate-Aided Mental Defectives of each sex chargeable to each County and Large Burgh in Scotland on 1st January 1934 and the manner of their distribution, also the number per 100,000 of the population.

1.  COUNTIES.	2.  Population in 1931.	3.  Number of Registered Rate-Aided Mental Defectives at 1st January 1934.	4.  Distribution of the Numbers of Rate-Aided Mental Defectives shown in Column 3.				5.  Number of Registered Rate-Aided Mental Defectives per 100,000 of the Population.
			In Certified Institutions.			Under Guardianship in Private Dwellings.	
			M.	F.	T.		
1. Aberdeen	145,601	M. 68 F. 55 T. 123	M. 40 F. 22 T. 62	M. 28 F. 33 T. 61	84.5		
2. Angus	76,970	M. 19 F. 24 T. 43	M. 11 F. 13 T. 24	M. 8 F. 11 T. 19	55.9		
3. Argyll	63,050	M. 8 F. 12 T. 20	M. 6 F. 2 T. 8	M. 2 F. 10 T. 12	31.7		
4. Ayr	210,334	M. 55 F. 68 T. 123	M. 23 F. 35 T. 58	M. 32 F. 33 T. 65	58.5		
5. Banff	54,907	M. 14 F. 29 T. 43	M. 2 F. 8 T. 10	M. 12 F. 21 T. 33	78.3		
6. Berwick	26,612	M. 8 F. 10 T. 18	M. 1 F. 5 T. 6	M. 7 F. 5 T. 12	67.6		
7. Bute	18,823	M. 2 F. 2 T. 4	M. 1 F. ... T. 1	M. 1 F. ... T. 3	21.3		
8. Caithness	25,656	M. 13 F. 5 T. 18	M. 1 F. ... T. 1	M. 12 F. 5 T. 17	70.2		
9. Clackmannan	31,948	M. 8 F. 13 T. 21	M. 7 F. 11 T. 18	M. 1 F. 2 T. 3	65.7		
10. Dumfries	58,252	M. 12 F. 13 T. 25	M. 10 F. 8 T. 18	M. 2 F. 5 T. 7	42.9		
11. Dunbarton	79,246	M. 19 F. 15 T. 34	M. 12 F. 14 T. 26	M. 7 F. 1 T. 8	42.9		
12. East Lothian	47,338	M. 11 F. 10 T. 21	M. 8 F. 6 T. 14	M. 3 F. 4 T. 7	44.4		
13. Fife	197,436	M. 62 F. 52 T. 114	M. 36 F. 29 T. 65	M. 26 F. 23 T. 49	57.7		
14. Inverness	59,525	M. 32 F. 24 T. 56	M. 3 F. 8 T. 11	M. 16 F. 5 T. 21	94.1		
15. Kincardine	27,442	M. 6 F. 10 T. 16	M. 5 F. 5 T. 10	M. 1 F. 3 T. 4	58.3		
16. Kirkcudbright	30,341	M. 11 F. 11 T. 22	M. 7 F. 8 T. 15	M. 4 F. 3 T. 7	72.5		
17. Lanark	300,847	M. 97 F. 87 T. 184	M. 75 F. 57 T. 132	M. 22 F. 30 T. 52	61.2		
18. Midlothian	87,286	M. 19 F. 24 T. 43	M. 13 F. 12 T. 25	M. 6 F. 7 T. 18	49.3		
19. Moray and Nairn	49,100	M. 19 F. 23 T. 42	M. 3 F. 16 T. 19	M. 16 F. 7 T. 23	85.5		
20. Orkney	22,077	M. 3 F. 4 T. 7	M. ... F. 2 T. 2	M. 3 F. 2 T. 5	31.7		
21. Peebles	15,051	M. 2 F. 1 T. 3	M. 2 F. ... T. 2	M. ... F. 1 T. 1	19.9		
22. Perth and Kinross	93,440	M. 21 F. 23 T. 44	M. 18 F. 16 T. 34	M. 3 F. 7 T. 10	47.1		
23. Renfrew	103,611	M. 24 F. 14 T. 38	M. 17 F. 12 T. 29	M. 7 F. 2 T. 9	36.7		
24. Ross	62,799	M. 19 F. 13 T. 32	M. 2 F. 1 T. 3	M. 12 F. 7 T. 29	51.0		
25. Roxburgh	45,788	M. 12 F. 12 T. 24	M. 7 F. 5 T. 12	M. 5 F. 7 T. 12	52.4		
26. Selkirk	22,608	M. 4 F. 11 T. 15	M. 2 F. 6 T. 8	M. 2 F. 5 T. 7	66.3		
27. Stirling	107,288	M. 18 F. 21 T. 39	M. 15 F. 13 T. 28	M. 3 F. 8 T. 11	36.4		
28. Sutherland	16,101	M. 10 F. 8 T. 18	M. ... F. 2 T. 2	M. 10 F. 6 T. 16	111.8		
29. West Lothian	81,431	M. 35 F. 26 T. 61	M. 26 F. 23 T. 49	M. 9 F. 3 T. 12	74.9		
30. Wigtown	29,331	M. 13 F. 10 T. 23	M. 1 F. ... T. 1	M. 12 F. 10 T. 22	78.4		
31. Zetland	21,421	M. 2 F. 1 T. 3	M. ... F. ... T. ...	M. 2 F. 1 T. 3	14.0		



1.  LARGE BURGHS.	2.  Population in 1931.	3.  Number of Registered Rate-Aided Mental Defectives at 1st January 1934.			4.  Distribution of the Numbers of Rate-Aided Mental Defectives shown in Column 3.						5.  Number of Registered Rate-Aided Mental Defectives per 100,000 of the Population.
					In Certified Institutions.			Under Guardianship in Private Dwellings.			
		M.	F.	T.	M.	F.	T.	M.	F.	T.	
1. Aberdeen	167,258	37	28	65	27	12	39	10	16	26	38.9
2. Airdrie	25,954	4	1	5	3	...	3	1	1	2	19.3
3. Arbroath	17,635	2	6	8	1	...	3	1	4	5	45.4
4. Ayr	36,783	2	5	7	...	3	3	2	2	4	19.0
5. Clydebank	46,952	12	8	20	2	6	8	10	2	12	42.6
6. Coatbridge	43,056	16	22	38	12	14	26	4	8	12	88.3
7. Dumbarton	21,546	3	2	5	3	2	5	...	...	...	23.2
8. Dumfries	22,795	2	...	2	1	...	1	1	...	1	8.8
9. Dundee	175,585	16	27	43	16	25	41	...	2	2	24.5
10. Dunfermline	35,058	13	15	28	4	5	9	9	10	19	79.9
11. Edinburgh	439,010	222	223	445	187	175	362	35	48	83	101.4
12. Falkirk	36,566	9	9	18	9	9	18	...	...	...	49.2
13. Glasgow	1,088,461	827	829	1,656	547	580	1,127	280	249	529	152.1
14. Greenock	78,949	20	17	37	17	17	34	3	...	3	46.9
15. Hamilton	37,862	7	5	12	7	5	12	...	...	...	31.7
16. Inverness	22,583	5	4	9	2	2	4	3	2	5	39.9
17. Kilmarnock	38,100	5	4	9	4	4	8	1	...	1	23.6
18. Kirkcaldy	43,874	19	10	29	14	6	20	5	4	9	66.1
19. Motherwell and Wishaw	64,710	15	23	38	13	20	33	2	3	5	58.7
20. Paisley	86,445	42	29	71	31	24	55	11	5	16	82.1
21. Perth	34,807	11	8	19	9	6	15	2	2	4	54.6
22. Port-Glasgow	19,581	1	2	3	1	1	2	...	1	1	15.3
23. Rutherglen	25,157	13	4	17	7	1	8	6	3	9	67.6
24. Stirling	22,593	5	5	10	2	5	7	3	...	3	44.3
Totals in Large Burghs.	2,631,320	1,308	1,286	2,594	919	924	1,843	389	362	751	98.6
Totals in Counties (Brought forward)	2,211,660	646	631	1,277	354	339	693	292	292	584	57.7
GENERAL TOTALS	4,842,980	1,954	1,917	3,871	1,273	1,263	2,536	681	654	1,335	79.9



## APPENDIX—MENTAL DEFICIENCY—TABLE No. III.

The Numbers of Private and Rate-Aided Defectives of each sex in each of the Certified Institutions on 1st January 1934, and the changes which have taken place during the year 1933, also the rate of board in each Institution.

Name of Institution.	Address.	Name of Superintendent.	Weekly Rate of Board for Maintenance of Rate-Aided Mental Defectives.			Number of Defectives Resident at 1st January 1934.				Admissions during 1933.				Discharges during 1933.				Deaths during 1933.			
			s.	d.	Mental Defectives.	Private.		Total.	Aided.	Private.		Total.	Aided.	Private.		Total.	Aided.	Private.		Total.	Aided.
						M.	F.			M.	F.			M.	F.			M.	F.		
Baldovan .	Near Dundee .	Dr. Forbes .	19	3	63	4	187	135	322	1	...	23	12	...	...	21	5	...	...	2	4
Birkwood .	Lesmahagow .	Miss Jane Davidson .	19	10	...	1	101	70	172	...	...	10	8	...	...	2	...	...	...	1	...
Bridge of Weir .	Bridge of Weir .	Dr. Pell .	25	0	...	...	4	2	6	...	...	1	...	...	...	1	...	...	...	...	...
Broadfield .	Port Glasgow .	Miss Margaret D. Morrison .	17	10½	...	...	38	60	98	...	...	4	3	...	...	2	4	...	...	2	1
Caldwell House .	Uplawmoor .	Miss Jessie Masterton .	18	1	...	...	47	95	142	...	...	4	4	...	...	4	2	...	...	1	1
Dunlop House .	Dunlop, Ayrshire .	Miss Jessie Nicol .	25	0	...	...	10	14	24	...	...	10	14	...	...	...	...	...	...	...	...
Falkirk Poorhouse .	Falkirk .	Dr. Chislett .	21	0	...	...	...	79	79	...	...	...	2	...	...	...	...	...	...	...	...
Gogarburn .	Corstorphine, Edinburgh .	Dr. Bailey .	18	2	...	...	168	156	324	...	...	9	16	...	...	5	3	...	...	3	3
Larbert .	Larbert .	Dr. Clarkson .	18	6	...	63	41	289	202	2	4	59	35	1	...	6	4	...	...	6	2
Lennox Castle .	Lennoxtown .	Dr. Chislett .	21	0	...	...	...	125	125	...	...	...	8	...	...	6	6	...	...	...	3
St. Charles .	Carstairs .	Sister Brigid Goggin .	20	10	...	...	67	74	141	...	...	10	9	...	...	6	2	...	...	...	1
Stoneyetts .	Chryston, Glasgow .	Dr. Chislett .	20	5	...	1	...	288	56	...	...	13	2	...	...	10	...	...	...	3	3
Waverley Park .	Kirkintilloch .	Mr. W. J. Hill, Secy. .	15	6	...	...	...	109	110	...	...	...	14	...	...	6	6	...	...	...	2
Whitehill House (St. Joseph's).	Rosewell, Midlothian .	Sister Clare Duffy .	20	10	...	1	3	74	86	2	2	28	29	...	...	11	6	...	...	3	6
			71	50	1273	1263	2657			5	6	171	156	1	...	63	39	3	1	92	26
								338								103				52	



CIRCULAR ISSUED TO PUBLIC ASSISTANCE OFFICERS REGARD-  
ING THE CIRCUMSTANCES IN WHICH LIBERATION ON  
PROBATION SHOULD BE APPLIED FOR.

GENERAL BOARD OF CONTROL FOR SCOTLAND,  
EDINBURGH, 14th November 1933.

SIR,

I am directed to refer to the Board's Circular No. 147, dated 1st June 1914, referring to Section 55 (1) of the Mental Deficiency and Lunacy (Scotland) Act, 1913, and explaining the procedure to be followed in connection with the transfer of a certified lunatic from an Asylum to the Lunatic Wards of a Poorhouse or to guardianship in a private dwelling and for the return to the Asylum at any time of a patient so transferred.

The procedure, which is by sanction of the Board to be obtained on Form No. 3 (B2), has the effect of retaining in force in a Poorhouse or in a private dwelling, as the case may be, the Order of the Sheriff on the authority of which the patient was originally committed to the Asylum.

It has been found in recent years that the practice has developed of having a patient liberated on Statutory probation with the sanction of the Board and on the expiry of the probationary period of applying on Form B2 for sanction to continue the patient under guardianship as a boarded-out lunatic. The Board have not objected to that procedure as they are unable to find anything in law against it, but they do not think that any useful purpose is served by it; on the other hand, when it is proposed to transfer a patient from an Asylum by sanction of the Board on Form B2, a statement on that Form requires to be filled up by the Medical Officer of the Asylum, and when the patient has been absent from such Asylum for a period on probation a difficulty invariably arises in connection with the granting of the medical statement as the patient may be residing on probation at some distance from the Asylum.

The Board would point out that probation is intended to be used as a test of fitness for residence outwith institutional care before definitely discharging a patient. If the purpose of a patient's removal from an Asylum is to test his suitability for permanent boarding out, there is no advantage in putting him on probation; such a case should be forthwith removed from the Asylum by sanction of the Board on Form B2, and if the test is not successful he may be returned to the Asylum at any time by the simple process of again obtaining the sanction of the Board on Form B2, and if immediate return to the Asylum should become necessary, covering authority can be obtained from the Board by wire pending an application on Form B2.

This Circular is issued for your information and future guidance, and I am to request that you will be good enough to give the matter your attention.

I am, Sir,

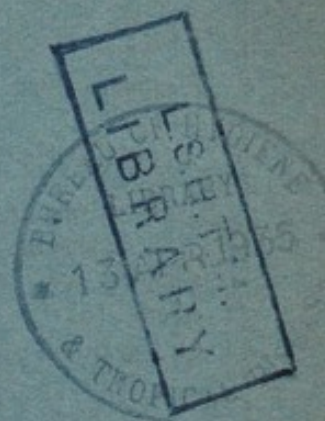
Your obedient servant,

J. A. W. STONE,  
*Secretary.*









# TWENTY-FIRST ANNUAL REPORT OF THE GENERAL BOARD OF CONTROL FOR SCOTLAND

For the Year 1934

*Presented by the Secretary of State for Scotland  
to Parliament by Command of His Majesty*

EDINBURGH

PUBLISHED BY HIS MAJESTY'S STATIONERY OFFICE

To be purchased directly from H.M. STATIONERY OFFICE at the following addresses:

120 George Street, Edinburgh, 2; Adastral House, Kingsway, London, W.C.2;

York Street, Manchester, 1; 1 St. Andrew's Crescent, Cardiff;

80 Chichester Street, Belfast;

or through any Booksellers

1935

Price 1s. 6d. Net



## Relative Government Publications.

### Occupational Therapy for Mental Patients.

Memorandum on.

Price 6d. net. Post Free, 7d.

### Sterilization.

Report of the Departmental Committee, January 1934.

The Committee was appointed to examine and report on the information already available regarding the hereditary transmission and other causes of mental disorder and deficiency and to consider the value of sterilization as a preventive measure.

Cmd. 4485. Price 2s. net. Post Free, 2s. 2d.

### Mental Treatment.

Report of the Proceedings of the Conference between The Board of Control and Visiting Committees and Medical Superintendents of County and Borough Mental Hospitals, Representatives of Local Authorities, Medical Superintendents of Registered Mental Hospitals, and certain others: To consider the steps to be taken for bringing into effective operation the powers conferred by the Mental Treatment Act, 1930.

Price 2s. net. Post Free, 2s. 2d.

### General Board of Control for Scotland.—Annual Reports.

Nineteenth, 1932 . Cmd. 4431. Price 1s. 3d. net. Post Free, 1s. 5d.

Twentieth, 1933 . „ 4712. „ 1s. 3d. „ 1s. 5d.

### The Board of Control, England and Wales.

Nineteenth Annual Report, 1932.

Part I. (Mental Disorders. Mental Deficiency, etc.).

Price 2s. net. Post Free, 2s. 2d.

Part II. (Scientific Research Work).

Price 3s. net. Post Free, 3s. 3d.

Twentieth Annual Report, 1933.

Part I. Price 2s. net. Post Free, 2s. 2d.

Part II. „ 3s. „ 3s. 3d.

### On the State of the Public Health.

Being the Annual Report of the Chief Medical Officer of the Ministry of Health for the year 1933. A general survey of the field of public health, containing chapters on General Epidemiology, Tuberculosis, Venereal Disease, Poor Law Medical Service, Local Sanitation and Environmental Hygiene, Medical Intelligence, Investigation, and International Health, etc.

Price 4s. 6d. net. Post Free, 4s. 10d.

Obtainable from

**HIS MAJESTY'S STATIONERY OFFICE**

EDINBURGH 2: 120 George Street

LONDON: Adastral House, Kingsway, W.C.2

MANCHESTER 1: York Street

CARDIFF: 1 St. Andrew's Crescent

BELFAST: 80 Chichester Street

or through any Bookseller





# TWENTY-FIRST ANNUAL REPORT OF THE GENERAL BOARD OF CONTROL FOR SCOTLAND

For the Year 1934

*Presented by the Secretary of State for Scotland  
to Parliament by Command of His Majesty*

EDINBURGH

PUBLISHED BY HIS MAJESTY'S STATIONERY OFFICE

To be purchased directly from H.M. STATIONERY OFFICE at the following addresses :  
120 George Street, Edinburgh, 2 ; Adastral House, Kingsway, London, W.C.2 ;  
York Street, Manchester, 1 ; 1 St. Andrew's Crescent, Cardiff ;  
80 Chichester Street, Belfast ;  
or through any Booksellers

1935

Price 1s. 6d. Net



# CONTENTS OF THE REPORT.

---

	PAGE
I. NUMBER AND DISTRIBUTION OF THE INSANE AT 1ST	
JANUARY 1935 . . . . .	viii
Increase in Pauper Lunacy . . . . .	viii
Changes in Number and Distribution during 1934 . . . . .	viii
Changes from Pauper to Private Class, and <i>vice versa</i> . . . . .	viii
II. STATISTICS OF ESTABLISHMENTS FOR LUNATICS . . . . .	ix
Admissions to Establishments . . . . .	ix
(1) <i>Direct under Sheriff's Order, Sanction of the Board, or other</i>	
<i>Statutory Authority</i> . . . . .	ix
(2) <i>By Transfer</i> . . . . .	ix
(3) <i>Voluntary</i> . . . . .	ix
Discharges from Establishments . . . . .	x
(1) <i>Recovered</i> . . . . .	x
(2) <i>Unrecovered</i> . . . . .	x
Deaths in Establishments . . . . .	x
Removals from Establishments on Statutory Probation . . . . .	x
Orders granted by Sheriffs during the Year . . . . .	x
Licences granted by the Board for Establishments . . . . .	x
Changes among Attendants and Servants in Establishments . . . . .	xi
Escapes from Establishments . . . . .	xi
Accidents in Establishments . . . . .	xi
III. POSITION OF LUNACY DISTRICTS AND PRESENT CONDI-	
TION OF ESTABLISHMENTS FOR THE INSANE . . . . .	xii
Different Classes of Establishments . . . . .	xii
IV. OVERCROWDING IN ASYLUMS . . . . .	xxi
V. ASYLUM DIETARY . . . . .	xxvi
VI. PATIENTS IN PRIVATE DWELLINGS . . . . .	xxviii
Number of Private Lunatics in Private Dwellings . . . . .	xxviii
Continued Decrease in the number under Private Care . . . . .	xxix
Number of Pauper Lunatics in Private Dwellings . . . . .	xxix
General Reports on the Visitation of Patients . . . . .	xxix
VII. EXPENDITURE BY LOCAL AUTHORITIES ON PAUPER	
LUNATICS . . . . .	xli
Expenditure by Local Authorities. . . . .	xli
Repayments by Relatives . . . . .	xli
Average Charges of each Mode of Provision for Pauper Lunatics . . . . .	xli



	PAGE
VIII. DANGEROUS LUNATICS . . . . .	xli
IX. REMOVALS TO OTHER COUNTRIES . . . . .	xlii
X. LUNATICS UNDER JUDICIAL FACTORS . . . . .	xlii
XI. NUMBER AND DISTRIBUTION OF MENTAL DEFECTIVES AT 1st JANUARY 1935 . . . . .	xlii
XII. STATISTICS OF INSTITUTIONS FOR MENTAL DEFECTIVES .	xliii
XIII. PROVISION OF INSTITUTIONAL ACCOMMODATION FOR RATE-AIDED MENTAL DEFECTIVES . . . . .	xliv
XIV. DEFECTIVES UNDER GUARDIANSHIP . . . . .	xlv
XV. EXPENDITURE ON AIDED MENTAL DEFECTIVES . . . . .	xlvi



## APPENDIX.

	PAGE
Table showing (a) the Population and the proportion of Registered Lunatics. (b) The Numbers of Private, Pauper, and Criminal Lunatics, distinguishing between the sexes, and the different modes of disposal of Private and Pauper Lunatics .	1
Table showing (a) Number of Lunatics on Register at 1st January of each year. The numbers placed on and removed from the Register during each year. The excess or decrease of registered Lunatics. (b) The numbers of Lunatics registered each year, who had never previously been registered. (c) Average number of Lunatics on Register during each year, and the percentage of deaths among them . . . . .	2
Table showing the Numbers of Private and Pauper Lunatics resident in Royal, District, Private, and Parochial Asylums, and in Lunatic Wards of Poorhouses, on 31st December of each year from 1920 to 1934; the Numbers thereinto Admitted; the Numbers therefrom Discharged Recovered and Not Recovered; the Numbers Transferred from one Establishment to another; and the Numbers that Died therein in each of the said years . . . . .	3
Table showing the Results of Treatment in different classes of Establishments for each year from 1920 to 1934. (a) Royal and District Asylums; (b) Private Asylums; (c) Parochial Asylum (Lunatic Wards of Poorhouse with Unrestricted Licence); (d) Lunatic Wards of Poorhouses with Restricted Licences; (e) The Statistics of Pauper Lunatics in Private Dwellings for fifteen years, 1920-1934 .	4
Table showing the Numbers of Private and Pauper Lunatics and the Numbers of Private and Rate-Aided Voluntary Boarders of each Sex, in each Royal and District Asylum, Private Asylum, Parochial Asylum, and Licensed Poorhouse in Scotland, on 1st January 1935, and the accommodation in these Establishments . . . . .	9
Table showing the Numbers of Pauper Lunatics chargeable to each Lunacy District, who were resident in Establishments or in Private Dwellings respectively, on 1st January of each year from 1926-1935 . . . . .	11
Table showing the Numbers of Pauper Lunatics of each Sex chargeable to each County and large Burgh in Scotland on 1st January 1935, and the manner of their disposal . . . . .	16
Table showing the Manner in which the Pauper Lunatics chargeable to each County and large Burgh, placed on the Register of the Board during 1934, were disposed of, and the Changes that have taken place during the year in the Disposal of those on the Register on 1st January of that year . . . . .	18
Table showing the Numbers of Orders granted by the Sheriffs for Admission of Lunatics into any Public, Private, District, or Parochial Asylum or House, stating the Asylum or House to which such Order was sent, during the year ended 31st December 1934 . . . . .	20
Table showing Average Number of Patients Resident, and the Results of Treatment in each Asylum or other Establishment, for the year 1934. (a) Royal and District Asylums; (b) Private Asylums; (c) Parochial Asylums (Lunatic Wards of Poorhouse with Unrestricted Licence); (d) Lunatic Wards of Poorhouses with Restricted Licences . . . . .	22
Table exhibiting the Number of Licences granted by the Board for the Continuance, Establishment, or Renewal of Private Asylums, Lunatic Wards of Poorhouses, and Institutions for Mental Defectives, and the Transfer of any such Licence from any one Establishment to another, during the year ended 31st December 1934 . . . . .	25




	PAGE
Tables showing (i) Classification of all recorded Causes of Death of Private Patients who Died in Asylums and other Establishments in the year 1934, and (ii) Classification of all recorded Causes of Death of Pauper Patients who died in Asylums and other Establishments in the year 1934 . . . . .	26
Table showing the Weekly Rates of Board in Royal and District Asylums, and the estimated Weekly Cost of Patients in Parochial Asylums and Poorhouses during the year ending 15th May 1935 . . . . .	30
Table showing the Expenditure on the Maintenance and Management of District Asylums, the Quantities of the various articles of Dietary, and of Tobacco supplied to each Patient, and the Cost per Patient of the various items of maintenance during the Financial year 1933-34 . . . . .	32
Table showing the Quantities and Estimated Values of Articles supplied to District Asylums from Asylum Farms and Gardens during the Financial year 1933-34, and Prices at which the Produce supplied has been estimated . . . . .	38
Table showing the Acreage of Farms attached to District Asylums; Receipts and Expenses of such Farms and of Gardens during the Financial year 1933-34, and Profit or Loss shown on the year's transactions . . . . .	39
Table showing the Expenditure of District Asylum Authorities during the Financial year 1933-34 in Providing, Building, Repairing, Fitting-up, and Furnishing District Asylums; and the amount of Monies Borrowed by District Asylum Authorities under the provisions of the Act 20 and 21 Vict. c. 71 . . . . .	40
Table showing the Number of Defectives on the Register at 1st January of each year, and the numbers placed on and removed from the Register during each year . . . . .	41
Table showing the Number on the Register of Rate-Aided Mental Defectives of each Sex chargeable to each County and large Burgh in Scotland on 1st January 1935, and the manner of their distribution; also the numbers per 100,000 of the population . . . . .	42
Table showing the Number of Private and Rate-Aided Defectives of each Sex in each of the Certified Institutions on 1st January 1935, and the changes which have taken place during the year 1934; also the rate of board in each Institution . . . . .	44
Circular issued to Superintendents of Asylums and Certified Institutions recommending the extended use in the dietary of fried fish, and especially of fried fresh herring . . . . .	45









# Twenty-first Annual Report.

TO THE RIGHT HONOURABLE  
**SIR GODFREY COLLINS,**  
K.B.E., C.M.G., M.P.,

*One of His Majesty's Principal Secretaries of State.*

GENERAL BOARD OF CONTROL FOR SCOTLAND,  
EDINBURGH.

SIR,

We, the General Board of Control for Scotland, have the honour to present our Twenty-first Annual Report on the Condition and Management of Lunatics and Lunatic Asylums, and on the Protection and Control of Mental Defectives in Scotland.

## I.—NUMBER AND DISTRIBUTION OF THE INSANE AT 1ST JANUARY 1935.

On 1st January of the present year, exclusive of insane persons maintained at home by their natural guardians, there were in Scotland 19,685 insane persons of whom we had official cognizance, including the inmates of Training Schools for Imbecile Children who have not been certified under the Mental Deficiency Act and of the Criminal Lunatic Department of Perth Prison. Of these 2807 were maintained from private sources, 16,792 from the rates, and 86 at the expense of the State. As the total number at 1st January 1934 was 19,538, an increase of 147 has taken place during the past year.

The table overleaf shows the number and distribution of the insane of each sex in the different classes of establishments and in private dwellings at 1st January 1935, distinguishing between private and pauper patients.

The general results during 1934, as compared with 1933, are, in regard to *registered* \* lunatics, as follows:—(1) There was a total increase of 140, due to a decrease of private patients by 15, and an increase of pauper patients by 155. (2) The total increase of 140 resulted from an increase of the number

\* The Inmates of Training Schools for Imbeciles and of the Criminal Lunatic Department of Perth Prison are recorded in separate books, and, not being on the Board's General Register of Lunatics, are not included in this statement.



in establishments by 182, and a decrease of the number in private dwellings by 42. (3) The increased number of 182 in establishments arose from a decrease of 14 private patients and an increase of 196 pauper patients. (4) The

MODE OF DISTRIBUTION.	Male.	Female.	Total.	PRIVATE.			PAUPER.		
				M.	F.	T.	M.	F.	T.
In Royal Asylums . . . . .	1648	1888	3,536	840	1036	1876	808	852	1,660
„ District Asylums . . . . .	7040	6354	13,394	573	219	792	6467	6135	12,602
„ Private Asylums . . . . .	11	28	39	11	28	39	...	...	...
„ Parochial Asylum, i.e. Lunatic Wards of Poorhouse with unrestricted Licence† . . . . .	148	115	263	7	...	7	141	115	256
„ Lunatic Wards of Poorhouses with restricted Licences . . . . .	495	524	1,019	1	...	1	494	524	1,018
„ Private Dwellings . . . . .	608	703	1,311	20	42	62	588	661	1,249
„ Criminal Lunatic Department of Perth Prison . . . . .	9950	9612	19,562	1452	1325	2777	8498	8287	16,785
„ Training Schools . . . . .	82	4	86	...	...	...	...	...	...
„ . . . . .	21	16	*37	17	13	30	4	3	7
TOTALS . . . . .	10,053	9632	19,685	1469	1338	2807	8502	8290	16,792

† Greenock Parochial Asylum is now the only Asylum of this class.

\* In addition to these there were 1004 inmates certified under the Mental Deficiency Act.

decreased number of 42 in private dwellings arose from a decrease of 1 private patient and a decrease of 41 pauper patients.

#### CHANGES FROM THE PAUPER TO THE PRIVATE CLASS, AND *vice versa*.

It must be kept in view, in connection with the statistical tables giving the number of lunatics classified into private and pauper patients, that each patient does not necessarily continue till his discharge in the class



to which he belonged on being placed on the Board's register. The results shown depend partly on the number of persons who, while continuing on the Board's register, cease to be private patients and become paupers, and *vice versa*.

## II.—STATISTICS OF ESTABLISHMENTS FOR LUNATICS.

(See Tables on Pages 1 to 24 of Appendix to Report)

### ADMISSIONS TO ESTABLISHMENTS.

#### (1) *Admissions directly under a Sheriff's Order†, the sanction of the Board, or other Statutory Authority.*

In arriving at the number of persons admitted to establishments who thereby add to the gross number of asylum patients, the number of admissions which refer to a mere transfer from one establishment to another must be deducted.

(a) The total number of patients admitted to establishments (excluding transfers) during 1934 was 2670, which is 192 less than in the previous year and 198 less than the average for the quinquennium 1930—34.

(b) The number of private patients admitted last year was 431, which is the same as in the preceding year and 4 more than the average for the quinquennium 1930—34. The pauper patients admitted to establishments numbered 2239, which is 192 less than in the preceding year, and 202 less than the average for the quinquennium 1930—34.

The number of patients who had never previously been registered, and who were admitted for the first time to establishments for the insane in Scotland during 1934 was 2110—371 private patients and 1739 pauper patients.

The number of private patients admitted for the first time is 12 more than in the preceding year. The number of pauper patients who had never previously been registered is 112 less than in 1933.

#### (2) *Admissions by Transfer.*

The number of patients transferred from one establishment to another during 1934 was 232, which is 122 less than the previous year and 41 less than the average for the five years 1930—34.

#### (3) *Admission of Voluntary Patients.*

Voluntary patients are persons who, with the sanction of the Board, granted on a simple application signed by the patient, voluntarily enter asylums for treatment of mental disorder. They cannot be detained for more than three days after giving notice of their intention or desire to leave. They are not certified as insane and are not registered as lunatics, but a record is made of their names and other particulars regarding them. The whole number of such persons admitted into asylums in 1934 was 843. The average number admitted for the ten years 1925—34 was 734. The number resident in each asylum on 1st January 1935 is shown in Table V. of the Appendix. The total number resident was 1190.

† NOTE.—Persons admitted to an asylum can be detained only by Order of the Sheriff or of the Secretary of State.



## DISCHARGES FROM ESTABLISHMENTS.

*(1) Discharges of the Recovered.*

During 1934, 139 private patients were discharged recovered, which is 1 less than the number in the preceding year and 18 less than the average of the five years 1930-34. The number of pauper patients discharged recovered was 829, which is 94 less than in the preceding year, and 39 less than the average for the five years 1930-34.

*(2) Discharges of the Unrecovered.*

The number of private patients discharged unrecovered, excluding transfers, during 1934, was 110, which is 19 more than last year and 2 more than the average of the five years 1930-34. The number of pauper patients discharged unrecovered was 143, which is 63 less than the number so discharged in the preceding year, and is 73 less than the average for the five years 1930-34.

## DEATHS IN ESTABLISHMENTS.

The number of private patients who died in establishments during 1934 was 197, which is 3 less than last year and 10 less than the average of the five years 1930-34. The number of pauper patients who died was 1070, which is 78 less than last year and 74 less than the average of the five years 1930-34.

The death-rate for private and pauper patients in establishments per cent. of the average number resident for the year 1934 was 6.9, as compared with 7.5 in the previous year.

The causes of death are shown in Table XII. of the Appendix.

## REMOVALS FROM ESTABLISHMENTS ON STATUTORY PROBATION.

At 1st January 1934, 92 patients were absent from asylums on probation, with the sanction of the Board. Of these, 53 have been finally discharged as recovered, 17 were sent back, 21 remained, on the expiry of the probationary period, under the care of friends, and 1 died. In the course of 1934, 129 patients were discharged on probation. Of these, 16 have been finally discharged as recovered, 4 whose period of probation has expired remain under the care of friends, 35 have been returned to asylums, and 3 died. The number still on probation at the close of the year was 71.

## SHERIFFS' ORDERS.

The table on pages 20 and 21 of the Appendix gives the statutory return exhibiting the number of orders granted by Sheriffs for the admission of lunatics into any Public, Private, District or Parochial Asylum, or House, stating the Asylum or House to which such order referred, during the year ended 31st December 1934. The numbers of orders granted during the year was 2591.

## LICENCES GRANTED BY THE BOARD FOR ESTABLISHMENTS.

The number of licences granted by us for the continuance or establishment of private asylums, lunatic wards of poorhouses, and certified institutions



for mental defectives, and the transfer of any licence from one establishment to another, during the year ended 31st December 1934, are shown in Table XI. of the Appendix.

#### CHANGES AMONG ATTENDANTS AND SERVANTS IN ESTABLISHMENTS.

The number of attendants and servants who left, were dismissed, or died, during 1934, was 1737, which is 134 more than the number for the previous year. The number who resigned their situations voluntarily is 1141, which is 105 more than last year.

In addition to the 1141 who resigned voluntarily, 96 left on account of ill-health, 26 died during their term of service, 176 left without notice, 80 were dismissed for incompetence or unsuitability, 136 whose services were no longer required were not re-engaged, and 82 were dismissed for misconduct.

#### ESCAPES FROM ESTABLISHMENTS.

The whole number of escapes during 1934 was 112. Of these, 44 were brought back within twenty-four hours, 34 within a week, and 11 after a week. There were 23 still absent on the expiry of twenty-eight days from the date of escape. Of the 23 patients not brought back, 5 were discharged recovered, 8 were removed from the asylum registers as relieved, 7 as not improved, 2 died, and 1 was still absent at 31st December 1934.

#### ACCIDENTS IN ESTABLISHMENTS.

The total number of accidents reported to us as having taken place during the year 1934 was 169, which is 17 less than last year. Twenty-one of the accidents ended fatally, death in 13 cases being due to suicide. Of the 13 cases of suicide, 1 was caused by the patient throwing himself in front of the Asylum coal waggon; the patient was one of a working party which on the approach of the waggon was drawn up in line to let it pass, but the patient impulsively left the party and precipitated himself in front of the rear wheel of the moving waggon, with fatal results. Another patient in company with several patients on parole was sitting on a fence by the roadside just outside the Asylum grounds when he impulsively rushed into the roadway and threw himself in front of a passing motor-bus. There were 2 cases of hanging:—in 1 case the patient was taken out “on pass” by a relative and while resident in a hotel she locked herself in a lavatory and was later found suspended by the ropes of the sash of the lavatory window; the other patient who was on parole in the grounds was found suspended by a rope in the grain loft at the Asylum farm. One patient died as the result of cutting his throat with a bread knife prior to his admission to the Asylum. One patient swallowed his spectacle case and died in the local Infirmary to which he had been removed for X-ray examination. One patient while on parole threw himself from a bridge into a river which flows close to the Asylum grounds, death resulting either from a fractured skull or from drowning. There were two cases of drowning while the patients were “on pass” or parole, and 4 deaths were caused by the patients taking poison before admission to the Asylum.

Of the 8 accidental deaths not due to suicide, 1 resulted from exposure and exhaustion, the patient escaping in the darkness while on pass with a relative outwith the Institution grounds; 1 from syncope induced by inspiration of food material, probably regurgitated from an overloaded stomach; and in the case of 6 patients, whose ages ranged from 65 to 87,



death was caused by pneumonia in 5 cases, and by arterio-sclerosis and heart failure in 1 case following fractures of various kinds.

There was 1 case of attempted suicide, the patient attempting to throw himself through a window, and although partially prevented by an attendant from doing so, he sustained severe abdominal wounds.

In one of the Royal Asylums a pauper patient strangled another by tying a handkerchief tightly round the neck. The patient who committed the homicidal offence was taken before the Court, ordered to be detained during His Majesty's pleasure, and was committed to the Criminal Lunatic Department of H.M. Prison at Perth.

In 91 cases the accidents involved fracture of bones or dislocation of joints. These were occasioned in 61 cases by falls, in 11 cases by struggling with fellow-patients or attendants or assaults by fellow-patients, and in 19 cases from various causes, some fractures being unintentionally self-inflicted and in the case of others the causes were unascertainable.

There were 4 head injuries—1 being caused by a patient assisting, against orders, at the raising of a fallen cart horse, a side of the cart lacerating his head; 1 received severe head wounds as the result of an attack by another patient, and 2 patients each accidentally lost the sight of an eye. There were reported, in addition, 3 wounds of a more or less serious nature but not falling under any of the foregoing classifications, and 49 minor injuries. There were also reported during the year 37 accidents to the Asylum staffs, 13 being sustained by nurses, 16 by attendants, 1 by a cook, 2 by maids, and 5 by other employees. Altogether 14 of the accidents to employees, which were mostly of a minor nature, were the results of assaults by patients.

In every case of death by accident, of a sudden or unexpected death, or death under circumstances of apparent or alleged suspicion occurring in an Asylum, the Superintendent is required to give immediate intimation not only to the Board, but also to the Procurator-Fiscal of the County in which the Asylum is situated, who makes such inquiry as he may deem necessary.

### III. POSITION OF LUNACY DISTRICTS AND PRESENT CONDITION OF ESTABLISHMENTS FOR THE INSANE.

Establishments for the insane in Scotland comprise: (a) Royal and District, (b) Private, and (c) Parochial Asylums; (d) Lunatic Wards of Poor-houses; (e) the Department for Criminal or State Patients in Perth Prison.

There are also Observation Wards attached to certain General Hospitals, in which cases of incipient and unconfirmed mental disorder are treated without certification.

The Royal or Chartered Asylums are institutions which were in existence previous to the enactment of the Lunacy Act of 1857. They are 7 in number. Five of these—the Royal Asylums of Aberdeen, Dundee, Edinburgh, Glasgow, and Montrose—were at their origin erected out of funds derived from legacies, subscriptions, and donations, including in all cases contributions of greater or less amount from parochial sources. The other two institutions, the Crichton Royal Institution at Dumfries, and Murray's Royal Asylum at Perth, were erected out of funds provided by the benefactors whose names they bear. All the 7 Royal Asylums received both pauper and private patients at the time of the passing of the Act of 1857; but the Directors of Murray's Royal Asylum resolved, soon after the passing of that Act, to devote the institution solely to the care and treatment of private patients.



District Asylums are institutions created under the provisions of the Lunacy Act of 1857. Asylums of this class are provided out of funds furnished by county and burgh assessments, and are intended for the accommodation of the pauper lunatics of localities where such accommodation is not otherwise provided. At present there are 21 such asylums in occupation.

Private Asylums are establishments conducted by their proprietors for profit, and only private patients are received into them; there are 2 such establishments at present.

Parochial Asylums are establishments erected out of funds furnished by the poor-rate of the districts to which they belong. These establishments are called Parochial Asylums for convenience, but they are technically lunatic wards of poorhouses which have been licensed by the Board to receive pauper patients suffering from all forms of insanity—that is, those who are curable and dangerous as well as those who are regarded as incurable and harmless. There is only now one establishment of this class.

The name of Lunatic Wards of Poorhouses is given specially to portions of poorhouses which have been set apart for the accommodation of pauper lunatics who are regarded as incurable and not dangerous. Such sections exist at present in 14 poorhouses.

The criminal lunatic department of the Prison at Perth provides accommodation for insane prisoners and convicts, and also for persons detained during His Majesty's pleasure, who have either been acquitted on account of insanity of the offences with which they had been charged, or have been found to be insane in bar of trial.

The reports by the Medical Commissioners of their inspection of the different establishments have, as usual, been presented to and considered by the Board. They are entered in the appropriate books of the respective establishments on the occasion of the statutory visits of the Medical Commissioners, and a copy of each report is preserved for reference at the offices of the Board.

The management of these establishments reflects credit upon the officials, and almost without exception a satisfactory standard of efficiency is maintained.

The Dundee Royal Asylum, the Glasgow Royal Asylum, the Murray's Royal Asylum at Perth, and the New Saughton Hall and the St. Andrew's Private Asylums receive only private patients, the last named being for patients of the Roman Catholic faith. At the Glasgow Royal Asylum an annex was recently added on the female side of the East House, and by providing accommodation for a number of patients, chiefly convalescents, it has relieved, to some extent, the congestion in the hospital of that Department. There is still, however, definite congestion on the male side which interferes with the proper classification of the inmates who require hospital treatment and observation, and some extension of the accommodation is desirable, probably on the lines of the extension which has been made on the female side. The Directors of this institution have decided to erect a new Nurses' Home. At the Murray's Royal Asylum, Perth, a further improvement has been made by the addition of a spacious and excellent verandah on the male side of the main building. The verandah is intended to provide open-air treatment in bed for long-standing cases, and so facilitate the further classification of the patients, which assists so markedly in facilitating their treatment and promoting their general contentment. It is the intention of the Directors of this institution to make extensions on the female side corresponding to those which have already been carried out on the male side, and with that object a commencement has been made with the erection of a dormitory



and three bedrooms on the female side. At the New Saughton Hall Private Asylum rearrangements have been made on the female side to provide modern hospital accommodation, such as was recently provided on the male side. A number of minor improvements and alterations have also been made which will add greatly to the comfort of the patients.

The following indicates, by Counties, the present arrangements for dealing with pauper lunatics :—

#### ABERDEEN.

The pauper lunatics of the County of Aberdeen are accommodated mainly in the Aberdeen Royal Mental Hospital under an agreement with the Managers of that Institution, but a few suitable patients are provided for in the Lunatic Wards of Buchan Poorhouse ; the pauper lunatics of Aberdeen City are provided for in the District Asylum at Kingseat.

It is hoped that the overcrowding in the main building at the Royal Mental Hospital will be adequately relieved with the opening of the buildings which are being added as part of the scheme in connection with the new arrangements at Daviot House. The provision which is being made at Daviot for private patients is approaching completion, and everything is being done on a scale that promises to produce a most up-to-date building as regards both accommodation and treatment. On the male side of the District Asylum there is a tendency to congestion, particularly in some of the dormitories. A plan is under consideration to relieve this to some extent by erecting a verandah at one of the parole Villas, as was recently done at one of the female Villas. The verandah will accommodate a number of senile patients, so that the arrangements of the parole Villa need not be disturbed. The position referred to in our last Report regarding the presence of a number of mental defectives, including juvenile defectives, in the District Asylum and the absence of the provision of suitable accommodation for these patients in a Certified Institution under the Mental Deficiency Act still continues, and the Board must emphasise the importance of the Local Authority taking very early action to remedy this unsatisfactory state of affairs.

#### ANGUS.

By arrangement with the Managers of the Montrose Royal Asylum, the pauper lunatics of the County of Angus (excluding Dundee City) and the large burgh of Arbroath, are accommodated in that institution. During the year the new Nurses' Home was completed and occupied, and the new premises for the occupational therapy classes are completed and ready for use. These consist of large workrooms for each of the sexes, and are in every way suitable and likely to stimulate this important form of treatment. The shop and tea-room are also completed and ready for occupation.

The pauper lunatics of the City of Dundee are accommodated at the Dundee District Asylum at West Green and in the Lunatic Wards of Dundee (East) Poorhouse (Maryfield Hospital). There are also Mental Observation Wards at the Maryfield Hospital. The present kitchen at the institution is shortly to be replaced by an entirely new kitchen which will be fitted with modern appliances. The new kitchen will be erected quite close to the present building, and when it is ready for occupation the present kitchen will be altered so as to provide an operating theatre and other necessary accommodation in connection with the medical work of the institution. This is one of the few Scottish Asylums where there is still no female nursing on the male side, and it is understood that one of the reasons for this is the absence of staff accommodation which would permit of an increase in the female nursing



staff. This shortage of staff quarters may require consideration shortly in respect of the increasing number of patients on the female side and the possibility of having to augment the staff there. The Board find it necessary to repeat the reference which was made in their last Report to the increasing overcrowding at the District Asylum, and to the necessity of making provision under the Mental Deficiency Act for the institutional accommodation of mental defectives, a number of whom are at present accommodated in the District Asylum.

#### ARGYLL.

The District Asylum at Lochgilphead provides adequate accommodation for the pauper lunatics of the Counties of Argyll and Bute. The old Poorhouse buildings, which adjoin the Asylum and which were acquired by the Asylum Authorities, provide accommodation for 60 patients. By an agreement made in 1929 with the Glasgow Corporation, all the beds in the Poorhouse buildings are reserved for the accommodation of Glasgow City patients for a period of 10 years. There is overcrowding at the Asylum, and the Local Authorities concerned have been asked to make other and more suitable provision elsewhere for the mentally defective patients who are at present accommodated there. Two blocks of four dwellings each are under construction, and are expected to be ready for occupation by the married staff early in 1935. The occupation of these new buildings will give a little relief to the congestion on the male side of the institution. Improvements are being made on the existing cottages of the staff by the addition of bathroom and lavatory accommodation.

#### AYR.

The pauper lunatics of the County of Ayr and the large burghs of Ayr and Kilmarnock are accommodated in the District Asylum at Glengall and in the Lunatic Wards of the Cuninghame Home. With an increase in the resident population at the Asylum during the year, the condition of overcrowding referred to in last year's Report has become even more marked, but the Local Authority are considering the extension of the accommodation at the Dunlop House Certified Institution. If the necessary accommodation is provided there for those defectives who are at present housed in the Asylum, and who would be provided for more satisfactorily under the Mental Deficiency Act, it is believed that that will obviate for some time the necessity of making additions to the existing buildings at the Asylum.

#### BANFF.

The District Asylum at Ladysbridge, Banffshire, provides for the pauper lunatics of the County of Banff. A small detached building, which had formerly been used for isolation purposes and later for male patients on parole, is being fitted up as a centre for occupational therapy, and a commodious hut has been erected close to the administrative building and is being fitted out as a social centre for the members of the nursing staff. Reference was made in our last Report to the overcrowding in the male hospital, and it is necessary to repeat that the Asylum Committee will require to consider an extension of the hospital accommodation.

#### BERWICK.

The pauper lunatics of the Counties of Roxburgh, Berwick and Selkirk are adequately provided for in the Roxburgh District Asylum at Melrose. A reference to this institution is made under Roxburgh.



## BUTE.

The pauper lunatics of the County of Bute are accommodated in the Argyll District Asylum. A reference to this institution is made under Argyll.

## CAITHNESS.

By an agreement with the Managers of the Royal Asylum at Montrose the pauper lunatics of the County of Caithness are accommodated at that institution. A reference to this institution is made under Angus.

## CLACKMANNAN.

The pauper lunatics of the County of Clackmannan are accommodated in the Stirling District Asylum at Larbert. A reference to this institution is made under Stirling.

## DUMFRIES.

The pauper lunatics of the Counties of Dumfries, Kirkcudbright, and Wigtown and of the large burgh of Dumfries are suitably accommodated in the Crichton Royal Institution at Dumfries, and to a small extent in the Lunatic Wards of the Wigtownshire Poorhouse. The provision of accommodation in the Crichton Royal Institution for pauper lunatics of the Southern Counties of Dumfries, Kirkcudbright and Wigtown, including the Burgh of Dumfries, is made in terms of Section 60 of the Lunacy (Scotland) Act of 1857, and Section 41 of the Mental Deficiency and Lunacy (Scotland) Act, 1913.

The addition to Grierson House, which was referred to in our last Report as in process of construction, was opened in the course of the year. It accommodates male patients in the Second Division, and completes in that Division the scheme of classification hitherto fully established in the other Departments, so that each Department now provides both for male and female patients separate accommodation for hospital cases, observation cases and convalescents.

A beginning has been made with the erection of the building referred to in our last Report as a proposed Central Department. This has been generously designed to provide a special treatment department together with many facilities for associated recreation and entertainment.

## DUNBARTON.

The pauper lunatics of the County of Dunbarton and the burghs of Clydebank and Dunbarton are provided for in the Stirling District Asylum at Larbert. A reference to this institution is made under Stirling.

## EAST LoTHIAN.

The pauper lunatics of the County of East Lothian are accommodated in the East Lothian District Asylum at Haddington and in the Lunatic Wards of Inveresk Poorhouse.

An improvement has been effected in this Asylum by the reflooring of the dining-hall.

A part of the accommodation at the East Lothian Asylum, which is not at present required for pauper lunatics of the East Lothian County, has for a number of years been utilised by patients from Glasgow City,



It is necessary to repeat what is stated in our previous Report that there are indications of overcrowding and a shortage of hospital accommodation, matters which, if present conditions continue, will require to be considered by the Asylum Committee.

#### FIFE.

The pauper lunatics of the County of Fife and of the large burghs of Dunfermline and Kirkcaldy are accommodated in the District Asylum at Springfield, near Cupar. The County of Kinross was, by the Local Government (Scotland) Act, 1929, combined with the County of Perth, but in the meantime the Kinross patients continue to be provided for in the Fife Asylum.

The accommodation at that institution is, however, inadequate for the needs of the district, and the question of the transfer of the Kinross patients to the Perth District Asylum has been under the consideration of the Perth and Kinross County Council.

The overcrowding, which has frequently been referred to, continues to hinder the administration, both in respect of adequate accommodation and proper classification. During the year it was found necessary to appropriate another day-room to provide the necessary bed accommodation. These matters are understood to be receiving the earnest consideration of the Authority, but it is necessary to again point out how urgent they are. The accommodation for the patients has been somewhat reduced by the conversion of a part on the female side to new quarters for the domestic staff. This change was necessary as the recently erected Nurses' Home is already more than fully occupied by the nursing staff.

Among the improvements which it is learned are about to be carried out are the provision of an Asylum shop, a clinical laboratory, certain additions to the kitchen and laundry, and eight more cottages for married attendants, but special emphasis must be laid upon the urgent necessity of providing more efficient and adequate hospital accommodation for the patients.

#### INVERNESS.

The District Asylum at Inverness serves the large burgh of Inverness and the Counties of Sutherland, Ross and Cromarty, Inverness, and the Nairn area of the joint County of Moray and Nairn.

The building of the Nurses' Home is well advanced and the new sanatorium block for tuberculous patients is approaching completion. The old Asylum farm steading has been economically converted into workshops, and the old workshops are to be converted into an industrial villa for 40 patients. In addition to the overcrowding, which is general in the institution but more serious on the male side, the institution authorities are faced with an additional difficulty arising from the presence in the Asylum of "carriers" from both sexes of two different types of typhoid—a condition the seriousness of which is accentuated by the overcrowding. The authorities are taking steps to erect a special isolation block for these "carriers." They have also provided and equipped an efficient new laboratory, and a second Medical Officer with the necessary qualifications in bacteriology has been appointed.

#### KINCARDINE.

The pauper lunatics of the County of Kincardine are suitably provided for in the Montrose Royal Asylum by arrangement with the Managers of that institution. A reference to the Montrose Royal Asylum is made under



Angus County. A number of suitable patients of the Kincardine County are accommodated in the Lunatic Wards of the Kincardineshire Poorhouse at Stonehaven. In this Poorhouse the bathroom facilities on both sides are rather cramped and in need of being brought more up-to-date.

#### KIRKCUDBRIGHT.

The pauper lunatics of the County of Kirkcudbright are provided for in the Crichton Royal Institution at Dumfries. A reference to the Crichton Royal Institution is made under Dumfries.

#### LANARK.

The pauper lunatics of the City of Glasgow are accommodated in the Woodilee District Asylum at Lenzie, the Gartloch District Asylum at Gartcosh, the Govan District Asylum at Hawkhead, and in the Lunatic Wards of the Southern General Hospital, Govan. A certain number also are accommodated in the Paisley District Asylum at Riccartbar, Paisley, and the Renfrew District Asylum at Dykebar, Paisley, in both of which the Glasgow Corporation have an interest as the result of the changes under the Local Government (Scotland) Act, 1929. A number of patients of the Govan district of the City are accommodated in the Kirklands Asylum, which was formerly owned jointly by the Lanark and Govan District Boards of Control. By arrangement following upon the changes under the Local Government (Scotland) Act, 1929, the whole of the Kirklands Asylum has been taken over by the Lanarkshire Combination, which consists of the County of Lanark and the large burghs of Airdrie, Coatbridge, Hamilton, Motherwell and Wishaw, and Rutherglen. The Asylum accommodation belonging to the Glasgow Corporation is quite inadequate to meet the needs of the City, and as a temporary arrangement Glasgow patients are boarded in the Aberdeen, Argyll and Bute, Dundee, East Lothian, Fife, Lanark, Midlothian, and Roxburgh District Asylums. The Corporation are at present building a large institution for mental defectives on the Lennox Castle Estate, and it is hoped to relieve the congestion at the Glasgow Asylums by transferring to the new institution a number of mental defectives who have had to be provided for under the Lunacy Acts, and also by converting the existing Certified Institution at Stoneyetts into an Asylum for pauper lunatics. The Corporation are faced with a very pressing problem, having regard to the annual increase in the number of pauper lunatics requiring to be provided for, and the fact that in many of the Asylums of other areas in which Glasgow patients are boarded all the accommodation is now required or is likely soon to be required for the pauper lunatics of the districts served by these institutions. Plans of a new hospital at the Govan District Asylum have been passed to provide accommodation for 200 patients, and a commencement has been made with the erection of the building which, on completion, will help to relieve the overcrowding which is so acute in all the Glasgow Asylums. Steps are also being taken to increase the accommodation for the nurses at Hawkhead Asylum, as the existing provision has become quite inadequate for the greatly increased nursing staff which has developed with the growth of the number of patients. The question of a similar extension at the Woodilee Asylum will also require the early consideration of the Local Authority.

The pauper lunatics of the County of Lanark and the large burghs of Airdrie, Coatbridge, Hamilton, Motherwell and Wishaw, and Rutherglen are accommodated in the District Asylum at Hartwood, Lanarkshire, and the Kirklands Asylum at Bothwell. A number of suitable patients are



accommodated in the Lunatic Wards of the Old Monkland Poorhouse at Coatbridge.

There is definite overcrowding on the male side at the Hartwood Asylum, and the condition is especially noticeable in the Reception Hospital. It is satisfactory that the Local Authority are taking definite steps in the direction of erecting a Colony for adult mental defectives. This will relieve to a considerable extent the overcrowding on the male side of the Asylum. There appears to be no sign of abatement in the progressive growth of the Asylum, and its ultimate size as well as the question of overcrowding will obviously require special consideration in the near future.

#### MIDLOTHIAN.

The City of Edinburgh has accommodation for its pauper lunatics at the District Asylum at Bangour, which is situated about 14 miles west of the city. By arrangement, a small but decreasing number of Edinburgh City patients are housed in the Royal Edinburgh Hospital for Mental Disorders; apart from that, the Asylum at Bangour provides adequate accommodation for the pauper lunatics of the district.

The verandahs attached to the front of the Reception Hospital at the Asylum are being dispensed with and in their place a new block with verandah accommodation specially designed for restless patients has been constructed at a distance from the hospital. With the completion of the addition to the Nurses' Home, every nurse and maid in the institution has now her own separate room.

A few suitable patients of the City of Edinburgh are accommodated in the Lunatic Wards of Inveresk Poorhouse.

The pauper lunatics of the Counties of Midlothian (excluding Edinburgh City) and Peebles are adequately accommodated in the District Asylum at Rosslynlee, and in the Lunatic Wards of the Inveresk Poorhouse.

#### MORAY AND NAIRN.

The pauper lunatics of the Joint County of Moray and Nairn, excluding the Nairn area, are accommodated in the District Asylum at Elgin. The accommodation is meantime ample for the needs of the district.

The pauper lunatics of the Nairn area, which formerly formed part of the Inverness Lunacy District, are accommodated in the Inverness District Asylum.

#### ORKNEY.

Pauper lunatics of the County of Orkney who require to be removed from their homes are sent to the Royal Edinburgh Hospital for Mental Disorders, under an arrangement with the Directors of that institution.

#### PEEBLES.

The pauper lunatics of the County of Peebles are accommodated in the Midlothian District Asylum. A reference to this institution is made under Midlothian.

#### PERTH AND KINROSS.

The Perth District Asylum at Murthly provides adequate accommodation for the pauper lunatics of the County and of the Burgh of Perth. Accom-



modation for a number of suitable cases is provided in the Lunatic Ward of the Perth Poorhouse (Bertha Home).

The pauper lunatics of the County of Kinross which, under the Local Government (Scotland) Act, 1929, forms part of the joint area of Perth and Kinross, are still accommodated in the Fife District Asylum, the County of Kinross having formerly been part of the Fife Lunacy District.

#### RENFREW.

The District Asylum at Dykebar, Paisley, provides accommodation for the pauper lunatics of the County of Renfrew (exclusive of the large burghs of Paisley and Greenock) and the large Burgh of Port Glasgow. The City of Glasgow has also a large interest in this Asylum, and a number of Glasgow patients are accommodated in it. The institution is managed by a Committee representing the City of Glasgow, the County of Renfrew, and the Burgh of Port Glasgow.

The Asylum is fortunate in still being able to afford that ample space which is so necessary for the proper nursing and classification of the patients. Only in the observation dormitories is there any suggestion of encroachment upon the desirable standard of accommodation.

The pauper lunatics of the Burgh of Paisley are accommodated in the District Asylum at Riccarton, and to a small extent in the Lunatic Ward of the Poorhouse at Craw Road. As the result of the re-arrangement of Lunacy areas under the Local Government (Scotland) Act, 1929, the City of Glasgow has a small interest in these institutions.

The hospital arrangements at the Riccarton Asylum are adequate except that in the male hospital the observation dormitory is overcrowded to an extent which causes the amount of floor space for each patient to fall considerably below the usually recognised standard, and some re-arrangement will require to be considered, looking especially to the needs of the patients requiring special supervision at night.

The adjustment recently carried out by the change-over of the hospital day ward on the male side to the ward formerly used as a dormitory and *vice versa* has proved most beneficial, and one advantage of importance is the provision of a verandah for bed treatment attached to the hospital ward. A number of working patients are accommodated at the mansion-house on the Hawkhead Estate.

The pauper lunatics of the Burgh of Greenock are accommodated in the Parochial Asylum at Smithston—the only institution of its kind in Scotland. As the result of the changes under the Local Government (Scotland) Act, 1929, the Renfrew County has a small interest in this institution, and on the other hand, the Burgh of Greenock has a correspondingly small interest in the Renfrew District Asylum.

#### ROSS AND CROMARTY.

The pauper lunatics of the County of Ross and Cromarty are accommodated in the Inverness District Asylum. A reference to that institution is made under Inverness.

#### ROXBURGH.

The Roxburgh District Asylum at Melrose provides adequate accommodation for the pauper lunatics of the Counties of Roxburgh, Berwick, and Selkirk.



## SELKIRK.

The pauper lunatics of the County of Selkirk are accommodated in the Roxburgh District Asylum. A reference to this institution is made under Roxburgh.

## STIRLING.

The pauper lunatics of the Counties of Stirling, Dunbarton, West Lothian, and Clackmannan, and the large Burghs of Stirling, Clydebank, Dumbarton and Falkirk are accommodated in the Stirling District Asylum at Larbert. A number of suitable patients are also accommodated in the Lunatic Wards of the Dumbarton and Linlithgow Poorhouses.

There is still evidence of congestion in some of the wards in Stirling District Asylum, and while the condition is greatly relieved by the extensive use of open-air treatment on the verandahs and otherwise, the Combination is faced with the necessity either of extending the existing accommodation or of otherwise meeting the growing demands of this large district.

In 1925 the District Board, with the approval of the General Board, purchased the estate of Kinnaird, but so far the mansion-house has not been utilised for the accommodation of patients. It is suggested that the Combination should consider the advisability of adapting the mansion-house for occupation by working patients, and so set free a number of beds in the main Asylum.

## SUTHERLAND.

The pauper lunatics of the County of Sutherland are accommodated in the Inverness District Asylum. A reference to this institution is made under Inverness.

## WEST LOTHIAN.

The pauper lunatics of the County of West Lothian are accommodated in the Stirling District Asylum. A reference to this institution is made under Stirling.

## WIGTOWN.

The pauper lunatics of the County of Wigtown are accommodated in the Crichton Royal Institution, Dumfries. A number of suitable patients are provided for in the Lunatic Wards of the Wigtownshire Poorhouse. A reference to the Crichton Royal institution is made under Dumfries.

## ZETLAND.

The pauper lunatics of the County of Zetland continue to be suitably provided for at the Montrose Royal Asylum under an agreement with the Managers of that institution. A reference to this institution is made under Angus.

## IV.—OVERCROWDING IN ASYLUMS.

The steady accumulation of certified lunatics in Institutions continues to present a serious problem and to cause a good deal of anxiety to the Local Authorities on account of the fact that as the result of such accumulation and the comparatively small amount of extension to Asylums during the war and post-war years, all the Asylums, almost without exception, have



exceeded the numbers which they can accommodate with safety from the point of view of health and administration, and many of them have become seriously overcrowded. In our Report for the year 1930 a table was published which showed that on the aggregate there was an excess of patients in Scottish Local Authority Asylums to the extent of 790 in respect of dormitory and of 201 in respect of day-room accommodation. Since then the number of patients in these Institutions has increased by 672, while extensions to accommodation have been or are in process of being carried out at Fife District Asylum, Govan District Asylum, Inverness District Asylum and Lanark District Asylum. The following table shows the approximate extent of overcrowding at 1st January 1935 in each District Asylum, based upon the floor space returned in 1930 :—

ASYLUM.	No. of Patients at 1st January 1935.			Day-room accom- modation for	Surplus(+) or deficit (-) of day-room accom- modation.	Dormitory accom- modation for	Surplus(+) or deficit (-) of bed- accom- modation.
	Certi- fied.	Volun- tary.	Total.				
Aberdeen District .	686	23	709	692	- 17	705	- 4
Argyll „ .	570	14	584	481	-103	421	- 163
Ayr „ .	669	9	678	784	+106	660	- 18
Banff „ .	198	9	207	263	+ 56	221	+ 14
Dundee „ .	608	1	609	570	- 39	583	- 26
East Lothian „ .	220	3	223	236	+ 13	222	- 1
Edinburgh „ .	960	99	1,059	1,045	- 14	1,035	- 24
Fife „ .	890	31	921	694	-227	813	- 108
Glasgow „ .	891	...	891	782	-109	836	- 55
(Gartloch)							
Glasgow „ .	1,215	...	1,215	914	-301	959	- 256
(Woodilee).							
Govan „ .	891	1	892	803	- 89	736	- 156
Inverness „ .	757	...	757	604	-153	609	- 148
Kirklands „ .	247	9	256	257	+ 1	235	- 21
Lanark District .	1,433	51	1,484	1,353	-131	1,182	- 302
Midlothian „ .	383	13	396	355	- 41	379	- 17
Morayshire „ .	176	...	176	205	+ 29	147	- 29
Paisley „ .	332	16	348	302	- 46	304	- 44
Perth „ .	435	1	436	553	+117	412	- 24
Renfrew „ .	405	2	407	567	+160	446	+ 39
Roxburgh „ .	397	15	412	480	+ 68	474	+ 62
Stirling „ .	1,031	30	1,061	1,036	- 25	1,010	- 51
Greenock Parochial.	263	...	263	209	- 54	207	- 56
TOTALS . .	13,657	327	13,984	13,185	-799	12,596	-1,388

It is rather disconcerting that in these days of advanced medical science we still have to admit an accumulation of certified insane persons who require institutional detention and care, notwithstanding the fact that so many persons now enter Asylums voluntarily, a fact which must have a somewhat diminishing effect upon the number of persons who are committed to institutions as certified patients.

It is important to note from Table II. of the Appendix to this Report that the number of certified lunatics placed on the Register each year has dropped from 3921 in 1920 to 2625 in 1934. The removals by discharge and death have also dropped from 3688 in 1920 to 2485 in 1934, and the accumulations of patients during that period, *i.e.* the excess of admissions over discharges and deaths, amounts in all to 2130, or an average of 142 for each year. The



number of voluntary patients admitted to Asylums increased from 313 in 1920 to 843 in 1934. The result of these excesses of admissions over discharges and deaths is that the number of persons on the Register has grown from 17,665 to 19,562 certified patients and from 348 to 1190 voluntary patients. The extent of the annual accumulations of patients in each District Asylum for each of the years 1926-30 was shown on page xvi of the Board's Seventeenth Annual Report. The following table shows the accumulations for each of the years 1931-1934 :—

EXCESS OF ADMISSIONS OVER DISCHARGES AND DEATHS (+) OR  
EXCESS OF DISCHARGES AND DEATHS OVER ADMISSIONS (—) DURING  
THE YEAR.

ASYLUM.	Total for 5 years 1926-30.	1931.	1932.	1933.	1934.	Total for 9 years 1926-34.
Aberdeen District .	+ 65	+ 18	-42	+15	+ 2	+ 58
Argyll „ .	+ 74	+ 78	+12	+ 3	+ 6	+ 173
Ayr „ .	+ 74	+ 2	+17	- 6	+ 3	+ 90
Banff „ .	- 6	+ 6	+ 1	- 7	+ 4	- 2
Dundee „ .	+ 34	+ 20	- 6	+19	+ 19	+ 86
East Lothian „ .	- 7	+ 1	- 4	-10	- 10	- 30
Edinburgh „ .	+ 50	- 4	-67	+34	+ 12	+ 25
Fife „ .	+ 72	+ 24	+32	- 6	- 1	+ 121
Glasgow „ .	+ 50	+ 18	+ 3	+34	+ 25	+ 130
(Gartloch)						
Glasgow „ .	+ 90	- 18	- 8	-31	+ 16	+ 49
(Woodilee)						
Govan „ .	+ 39	- 15	+48	- 4	- 5	+ 63
Inverness „ .	+ 39	+ 20	- 1	-14	...	+ 44
Kirklands „ .	+ 8	- 4	- 3	- 4	+ 2	- 1
Lanark District „ .	+ 103	+ 62	+33	+30	+ 39	+ 267
Midlothian „ .	- 5	+ 19	- 4	+ 4	+ 11	+ 25
Morayshire „ .	+ 8	+ 9	- 1	+11	- 6	+ 21
Paisley „ .	+ 87	+ 8	- 6	+17	- 7	+ 99
Perth „ .	+ 47	+ 12	- 2	- 8	+ 6	+ 55
Renfrew „ .	+ 27	+ 2	- 9	+ 5	+ 9	+ 34
Roxburgh „ .	+ 40	+ 9	...	- 6	- 1	+ 42
Stirling „ .	+ 154	+ 4	+26	-11	- 11	+ 162
Greenock Parochial „ .	+ 22	+ 2	+ 2	- 1	+ 11	+ 36
TOTALS . .	+1,065	+273	+21	+64	+124	+1,547

One factor which must be taken into consideration in connection with the admissions to the Register of certified lunatics is that while they have been steadily decreasing there has been a steady increase not only of voluntary patients but also of certified mental defectives, some of whom would formerly have been certified under the Lunacy Acts. Of the discharges from the register of certified lunatics approximately 17 per cent. are not recovered, and it is shown in Table II. of the Statistical Appendix that the admissions each year include a large number who had previously been registered, the number of such being 996 in 1920 and 469 in 1934. As regards the increase of certified insanity in relation to the population, Table I. shows that it has risen from 363 per 100,000 in 1921 to 396 per 100,000 in 1934.

In order to arrive at a definite idea of the real problem with which the



Local Authorities are faced, it is necessary to make as far as possible an analysis of the causes of the accumulations referred to. It has already been shown that, while the admissions to Asylums of certified patients show a steady decrease, there is also a proportionate decrease in the removals by discharge and death. A reference to Table IV. of the Appendix shows that the death-rate per cent. of the average number resident in Royal and District Asylums has decreased from 10·2 in 1920 to 7·2 in 1934, a fact which reflects on the greatly improved hospital conditions in Asylums. The rate per cent. of recoveries and of discharges "not recovered" also shows a decrease, however, and it may be that in view of the greatly increased number now entering Asylums voluntarily, fewer patients are being admitted to Asylums as certified patients suffering from mental conditions from which recoveries may be expected. There is also the fact that a large number of persons suffering from senile insanity, many of whom were formerly looked after at home, are now finding their way into the hospital wards of Asylums. A recent Return shows that out of a total of 3167 certified patients admitted to Scottish Asylums in 1931, 1013, or a percentage of 32, were over 55 years of age. Of the patients discharged recovered during the same year only 22 per cent. were over 55 years of age. The greatest accumulation, however, is shown between the ages of 30 and 55, where the total admissions numbered 1480, and the recoveries and deaths amounted to 872.

In the Fiftieth Report of the General Board of Lunacy, tables are published which show the following admission rates of patients over 50 years of age for each of the three years 1885-6, 1896-7, and 1906-7:—

	YEARS.		
	1885-6.	1896-7.	1906-7.
Total number of certified patients admitted to Establishments (excluding transfers).	4066	5294	5900
Number admitted who were over 50 years of age . . . . .	1385	1789	2273
Percentage of those over 50 to total number admitted . . . . .	34	34	39

The table at top of page xxv shows the duration of residence according to age-groups of all the certified patients resident in Institutions for the Insane in Scotland at 31st December 1934.

The table indicates very markedly the extent not only of the recent admissions, but also of the accumulation, of senile patients.

Of the total number admitted within the year, 748, or 38 per cent., were over 50 years of age; of the total number in residence at 31st December, 9014, or 49 per cent., were over 50 years of age, while 3619, or 20 per cent., represents the accumulation of patients who have been resident in the Institutions over 15 years and have attained an age over 50 years.

From a further examination of the returns at 31st December 1934, 617, or 37 per cent., of the pauper patients admitted within the year were over



Length of Continuous Residence in Institution.	AGE GROUPS.					
	Under 20.	20 to 30.	30 to 40.	40 to 50.	50 to 60.	Over 60.
Under 1 year . . .	85	369	405	349	338	410
1 year and under 2 years . . .	58	282	299	261	268	297
2 years and under 3 years . . .	37	195	263	184	188	218
3 years and under 4 years . . .	26	181	230	227	199	215
4 years and under 5 years . . .	21	178	224	194	170	195
5 years and under 10 years . . .	30	426	894	860	730	731
10 years and under 15 years . . .	6	105	653	914	754	682
15 years and under 20 years . . .	1	9	224	533	526	492
20 years and under 30 years . . .	...	1	54	426	690	738
Over 30 years . . .	...	...	1	32	280	893
TOTAL . . .	264	1,746	3,247	3,980	4,143	4,871

50 years of age, and of the total number of pauper patients in residence at 31st December, 7523, or 48 per cent., were over 50 years of age, while 2982, or 19 per cent., represents the accumulation of pauper patients who have been resident in the Institutions over 15 years and have attained an age of over 50 years.

Of the private patients admitted during the year, 131, or 48 per cent., were over 50 years of age, and of the total number of private patients in residence at 31st December, 1491, or 55 per cent., were over 50 years of age, while 637, or 23 per cent., represents the accumulation of private patients who have been in the Institutions over 15 years and have attained an age of over 50 years.

While it is gratifying that the numbers of certified patients placed on the Registers each year now show a fairly steady, though small, decrease, the fact remains that the annual accumulations continue to be more or less constant. The figures given above seem to indicate that these accumulations are quite evidently due in a large measure to the number of senile cases included in the annual admissions. It has already been suggested that the admissions to asylums now include fewer patients than formerly of the types from which discharges are to be expected, due no doubt to the increase in the number of persons who enter Asylums voluntarily, and from that aspect it may be concluded that there is very little if any real change in the actual admission and discharge rates; the only change being in the classification as between "voluntary" and "certified."

The problem to be faced is accordingly (1) the senile patient, and (2) the patient who suffers from a mental condition from which, according to present medical knowledge, recovery cannot be expected. As regards the former, there is no practical solution so far as it affects the question of Asylum accommodation as senile patients require an amount of nursing which probably could not be provided much more economically than at present.



There have, however, always been a number of the chronic insane who are not dangerous to themselves or to others and who do not require the expensive curative treatment of an Asylum. This is the type of patient who has been found suitable for private care under what is known as the "boarding-out" system in Scotland. Unfortunately, the number of patients under private care has in post-war years shown a steady decrease, and a reference to the seriousness of that fact in view of the steady accumulations and resulting congestion in Asylums has been made in our recent Reports.

The only real hope of any relief to the congestion in the Asylums to-day appears to be along the line of an acceleration of the boarding-out of suitable patients under private care and the extent to which that is possible will partly determine the extent to which Local Authorities will require to face the provision of additional Asylum accommodation. The system of boarding-out in Scotland has been attended with conspicuous success, and much credit for that is due to the interest and enthusiasm of the Inspectors of Poor or Public Assistance Officers upon whom have devolved the many and onerous duties of the selection of guardians and of associating the right patient with the right guardian. It is important that these officials should receive every encouragement in this part of their work, and that they should be supported therein by the Public Health officials and the Asylum Superintendents, and in that connection the Board endorse and would bring to the notice of the Local Authorities what is said in the reports of their Deputy Commissioners, extracts from which will be found on pages xxix-xli of this Report.

While, however, a more extensive use of boarding-out of suitable patients from Asylums would provide a certain amount of relief to the present congestion in these Institutions, it cannot be regarded as a complete solution of the problem, and Local Authorities whose Asylums are already crowded to an extent which is both a danger to the health of the inmates and a hindrance to successful administration must sooner or later face an extension of their Asylum accommodation. In certain areas further delay in making such extensions is fraught with serious risks. Immediate action is necessary in the Glasgow, Inverness, and Fife areas, and in the first mentioned of these the Board deprecate the procedure which the Local Authority has been compelled to take in the absence of sufficient reception hospital accommodation in their Asylums. It is also to be deplored that so many patients chargeable to the Glasgow area should continue to be boarded in Institutions at considerable distances from the city where they cannot be conveniently visited by their relatives. Having regard to the type of patient responsible for the accumulations in Scottish Asylums, any extensions will require to be of a hospital nature.

#### V.—ASYLUM DIETARY.

While the Board do not lay down any specific diet tables for Institutions under their jurisdiction, enquiries are made by their Medical Commissioners at their statutory visits into the dietary of each Institution in respect of variety, nutritive value, and appetising and attractive service, and in respect of variety and service great improvements have been made in all Institutions in recent times. The statutory rules under the Mental Deficiency and Lunacy (Scotland) Act, 1913, require the submission, for the Board's approval, of diet scales in respect of all Certified Institutions for mental defectives, but there is no similar requirement in respect of Lunatic Asylums. In 1901, however, the General Board of Lunacy appointed an investigator to enquire into the dietaries of Institutions for the insane in Scotland, and the result of



that investigation was published as a supplement to their Forty-third Report. The following are excerpts from the Investigator's Report :—

*" The Proper Variation of Diet should be insisted on.*—For variation of institution dietaries, variation of the dinner must to a great extent be depended on, and to secure that I would suggest the following :—

- " a.* No individual soup, broth excepted, should be given oftener than twice weekly.
- " b.* The meat and the cooking of it should be varied. Boiled beef should not be served oftener than thrice weekly.
- " c.* Puddings should sometimes be given, these must be sweetened or flavoured.
- " d.* The same dinner must not be given oftener than twice weekly.
- " e.* The weekly routine should be periodically revised and made to include seasonable dishes. Rhubarb, apples, etc., should be used when readily procurable."

There have been many changes in the science of dietetics since the investigation was made in 1901. Considerable importance must still be attached to caloric value in diet, but modern discovery has shown that it is still more important to adjust and arrange diet scales in terms of vitamin values.

Though the Board do not approve of or publish Diet Tables for Asylums, they publish a Statistical Table (No. XIV. of the Appendix to this Report) which indicates the annual quantities of the various articles of diet which are supplied to the patients.

It is not proposed to depart from the practice of leaving to the Medical Superintendent of each Asylum the arranging of suitable diet scales for the patients under his charge, with such opportunities of supervision and advice as are given on the occasions of the half-yearly inspections of the Medical Commissioners of the Board, but while a properly balanced dietary is essential they strongly urge the importance of variety and of well and appetisingly served meals.

In their inspections of Institutions the Medical Commissioners have done much to bring about improvements in the variety of the dishes included in the Asylum menus and in the attractiveness of the service. One line of improvement which they have pressed for many years is the introduction of fish friers, with the object of popularising the use of fish in these Institutions by having them served in attractive and appetising form.

In the course of the year under review, the Board issued a circular to Superintendents of Asylums and Certified Institutions in Scotland drawing attention to the importance of variety and the attractive service of food, and suggesting that fish, and particularly herrings, might be made more popular among the patients as an article of diet if there were more variety in their preparation for the table, and indicating that such variety might be obtained by the introduction of fish friers where these are not already in use. A copy of the circular is included in the Appendix to this Report.

Following upon the issue of the circular, the Medical Commissioners at their visits to the Institutions enquired specially regarding the use of fish in the dietary of each, and reported the result to the Board.

Partly owing to the fact that Roman Catholics are included in the populations of all the Institutions under the jurisdiction of the Board, fish has always formed a part of the diet on at least one day of the week, namely, Friday, except in one or two Certified Institutions for juvenile mental defectives where fish is not considered a suitable article of diet for helpless idiot and imbecile



children. In some of the Institutions, however, the fish diet did not include herrings.

The Medical Commissioners found that, as the result of the Board's circular, herrings are now served in most of the Institutions at least once a week, and many Institutions now include fish as part of the menu for two meals every week—and occasionally, in addition, herrings are served for tea.

It has already been stated that for many years the Medical Commissioners have been stressing the importance of introducing fish friers with the object of making the fish diet more attractive and palatable. They are now able to report that the majority of the Institutions have had fish friers installed, with the result that the use of fish, especially herrings, in the dietary has become generally very popular with the patients. The advantage of further variety is obtained by the serving of herrings fresh, kippered, and salted, and either fried or baked. The inclusion of herrings in the dietary applies, of course, only to the period of the year when they are in season; at other times other kinds of fish are substituted. None of the Institutions has any difficulty in getting adequate supplies of herrings except during very stormy weather.

Most if not all Asylums have farms and gardens attached to them for the purpose of providing therapeutic occupation for the patients. There is consequently every opportunity for the supply of fresh fruits and vegetables which are so essential not only from the point of view of variety in the diet but also for maintaining the health of the patients. In this connection there is probably no more useful and economical product of the Asylum garden than rhubarb, which forms a popular addition to the dietary during its long season.

The liberal use of pure fresh milk in the dietary of patients, the treatment of whose mental illness depends so much on the restoration of their physical fitness, cannot be too strongly recommended, and it is very important that the milk supplied to mental patients should be as free as possible from tubercle infection.

## VI.—PATIENTS IN PRIVATE DWELLINGS.

### NUMBERS OF PRIVATE AND PAUPER LUNATICS.

The number of lunatics other than paupers who were provided for in private dwellings, with the sanction of the Board, on 1st January 1935 was 62. Of these, 21 were persons whose means have been placed under curatory by the Court of Session or by a Sheriff Court. Of the whole number, 24\* were in houses which possessed special licences for the reception of not more than four patients, and 38 were placed singly in houses which, having only one patient, require no licence. The number of houses possessing special licences for the reception of private patients was 28 on 1st January.

All pauper lunatics, wherever placed, come upon the register of the Board, and we are fully informed by visitation or otherwise as to the mode in which they are provided for, and of every important fact concerning them. The relation of the central authority to every individual member of the pauper class of the insane is peculiar to Scotland. In no other country is every lunatic whose maintenance is contributed to from public sources

---

\* Includes 3 private patients resident in houses licensed for pauper patients.



under the direct supervision of the central authority. The number of pauper patients provided for with the sanction of the Board in private dwellings on 1st January 1935 was 1249, showing a decrease of 41 compared with the preceding year. The number admitted during the year to the roll of pauper patients in private dwellings was 49, which is 41 less than last year. Of these, 5, or 4 less than last year, were resident in private dwellings when first reported to the Board and remained with our sanction under private care, and 44, or 37 less than last year, were removed from Asylums. Of the total number of pauper patients in private dwellings, 8 were certified sane during the year, 5 were removed from the poor-roll by their friends, 49 were removed to Asylums, and 28 died—the death-rate being equal to 22 per 1000.

During the year 1934, all lunatics and mental defectives in private dwellings were visited by the officers of the Board.

Dr. Kate Fraser reports as follows :—Since I took up duty as a Deputy Commissioner over 20 years ago, the boarding-out system has undergone gradual but very material changes. There have been changes in administration, changes in the type of patient, changes in the outlook and type of guardian, changes in the work of a Deputy Commissioner. In reviewing the changes that have occurred during these 20 years, several points of interest stand out as being worthy of some consideration.

#### (1) *Changes in Administration.*

The principal changes in administration were brought about by the coming into operation of the Local Government Act. There may be, and I have no doubt are, advantages from the administrative point of view in this Act. From the point of view of the boarded-out patient I submit it has not been an unmixed blessing. I mourn the passing of the old Inspector of Poor who, although often a part-time man perhaps not always well versed in technicalities, had almost invariably a shrewd understanding and an intimate knowledge of local conditions. He knew the people who would make good guardians, who would treat their patients well even although, in some instances, the standard of tidiness might not come up to that of a hospital ward. He was on friendly terms with the guardians. This, of course, had its disadvantages. For example, it sometimes made it difficult for him to take action in unsatisfactory cases and consequently delayed matters. Notwithstanding this I rarely found an Inspector of Poor to fail in his duty when the necessity was pointed out to him. On the other hand this friendliness had many advantages. The guardian never hesitated to consult the Inspector about any difficulties, and to do so without delay. Even the patients got into the way of going to him in their troubles, and would say to me, "I just went along and told John S—— I wanted a new pair of boots" or "I told John S—— I was tired of this place and wanted a change, but he said I'd better wait a little longer, so I'll just do what he says." Where patients were boarded-out from distant parishes the local Inspector of Poor was almost always consulted and his advice recognised as valuable. I take this opportunity of once more thanking the old Inspector of Poor for the courtesy and consideration extended to me during the years we worked together. Be he lawyer, farmer, local merchant, or schoolmaster, he had always time to stop and discuss cases with me *because* he had the interest of the patients at heart. I remember on one occasion the village school was closed for an hour while the Schoolmaster-Inspector of Poor discussed what might be done for a family of imbecile children.



In large counties under the new régime many of the old Inspectors of Poor have been retained as District Inspectors, thus continuing some of the good features of the old system. But the District Inspectors have not the same freedom of action and there is often very considerable delay involved in getting anything done, as all important questions have to be referred to headquarters. On the other hand there are some material advantages in the larger areas (quite apart from administrative advantages) in that better and more uniform allowances may be granted and a better quality of clothing than was possible in the small and often impoverished districts. For example, in the Western Isles where about 90 per cent. of the patients are boarded with relatives, many cases of hardship have been relieved and the patients made more comfortable by the increase in allowance made possible by the larger area.

As a rule the larger areas still employ the local Medical Officer to pay the statutory visits. This again is advantageous. I have always found that the local Medical Officer does much more than his statutory duties. He gives devoted and ungrudging service. He knows the people, he knows the conditions and the manner in which the patients are looked after, and is friend and father confessor to patient and guardian alike. I remember one high-grade defective boy of poor physique who was inclined to be discontented in his country home, wanted to read rather than work, who would spend hours with the doctor. The doctor encouraged him to come when he got a restless attack, and would advise as to his reading and as to the importance of spending less time reading and more time in the open air. This boy looked on the doctor as his best friend, took his advice with the result that he improved in physique and became an excellent out-door worker. Another local Medical Officer pointed out to me that a high-grade young defective boy who was placed in quite a good home, clean, and with kind but somewhat unintelligent guardians, ought to be transferred to someone who would be able to develop his latent possibilities. This was done, again to the advantage of the patient. In counties where even the Medical Officer is centralised and his statutory duties carried out from headquarters the same understanding and interest cannot be maintained.

The large towns such as Glasgow, Edinburgh, Aberdeen, and Dundee, who board-out large numbers, always employ the local Medical Officer.

I have nothing but praise for the way in which the Medical Officers carry out their duties, but at the same time I would plead for some special form of training in mental deficiency for the certifying Officer. A knowledge of mental deficiency is not obtained during student training, and after qualification the General Practitioner has no time, nor is he offered opportunities for obtaining any specialised knowledge. Some years ago the Scottish Association for Mental Welfare organised a course on mental deficiency for school and parish Medical Officers. Such courses should be extended and certifying officers be required to give evidence of having attended a special course. Most General Practitioners are perfectly familiar with the idiot, imbecile, or lower-grade feeble-minded, but the high-grade defective is often difficult to diagnose. This applies specially to the high-grade defective who has been well and carefully trained in a special school or institution. Such a well-trained boy or girl can live a useful normal life under supervision, and it requires highly specialised knowledge to recognise that there is a defect which renders it dangerous, or at least risky, to remove the supervision and support. Much against my judgment it has frequently been



necessary to discharge such patients on the report of a certifying Officer that he or she is normal. I fully recognise that there are some defectives who are so stable as to be able to work and look after themselves in the community, but I consider they should not be removed from the protection of the Act unless it is assured that a member of a Local Care Committee will keep a friendly supervision until such time as they have established themselves.

*Licence* has proved most useful. It is often impossible to say whether a defective who has been for some years in an institution will adapt himself to home life when discharged, or whether the parents or guardians will be able to carry out the supervision required. By liberating the patient on licence for a period of 3 or more months one can determine more accurately whether or not discharge is advisable. Sometimes the Licence has to be renewed for a further period. In a few instances it has had the indirect benefit of proving to the parent that a particular patient is much safer and happier in an institution.

### *(2) Changes in the Type of Case Boarded-out.*

When I took up duty in 1914 all the patients were certified under the Lunacy Acts, whereas in 1934 the majority are defectives certified under the Mental Deficiency and Lunacy (Scotland) Act. In my district for 1934, 391 patients were certified as lunatics and 654 as mental defectives. During the years under review there has been a steady decrease of lunatics boarded-out and a steady increase of mental defectives.

In former times patients of the imbecile type who were found to be suitable for a private dwelling were placed there as certified lunatics. Such patients are now usually certified under the Mental Deficiency Act. This change in nomenclature is responsible to some extent for the reduction in numbers among the boarded-out lunatics, but not for all.

When the Mental Deficiency Act was framed I do not think it was contemplated that boarding-out would be utilised to any great extent, particularly for the higher-grade cases. It was found, however, that there was not sufficient accommodation for all such cases in our certified institutions, and owing to national and economic conditions it was recognised that there would be a shortage of institutional accommodation for many years to come. So, very tentatively at first, the boarding-out of the higher-grade defectives was tried. There were naturally some failures, owing partly to the fact that some doubtfully suitable cases had to be given a trial while waiting for institutional accommodation, and partly to the fact that during the war years it was difficult to get the right type of guardian for that kind of case. But the failures were relatively few, and it was soon recognised that here was a very valuable method of disposal and care. Now the boarding-out of defectives has become a definitely organised scheme, especially with the large Town and County councils.

I have always maintained that the defectives who do best boarded-out are those who have had the benefit of training and education in special schools or institutions before being placed under guardianship. The boarding-out of defectives is a method of care I would like to see utilised to an even greater extent than it is at present. It is not purely custodial but it provides home life together with training and treatment beneficial from both physical and



mental aspects. At present its use is largely confined to such cases as require financial assistance, or whose home conditions are unsatisfactory, or who have become troublesome. The public are beginning to realise its advantages and a few private patients have been placed under guardianship.

The boarding-out of defectives will undoubtedly develop, but it can only be a perfect scheme when we have sufficient institutional accommodation for such cases as require this form of care, and particularly until we have a State Institution for exceptionally difficult boys or girls who cannot adapt themselves to outside conditions, and who cannot be kept in an ordinary certified Institution without detriment to the other residents.

Nor can it be perfected until we have complete ascertainment. At present ascertainment is far from satisfactory. There are too many Authorities involved and too many loopholes for escape. There are many defectives going about to-day for whom no provision is made unless they become destitute or infringe the law, and for whom no provision will be made until we have a more uniform and complete ascertainment. When the Act was passed it was hoped that in the larger towns where there were special schools and classes, knowledge of all defectives of school age would be obtained. This hope has not been fully realised. Particularly within recent years there has been a tendency to retain the higher-grade cases in the ordinary school. Consequently no provision is made for these children when they leave school at the age of 14. At the age when the higher-grade boy or girl requires help and guidance he is even debarred from the voluntary help of the Local Care Committees.

### *(3) Changes in Guardians.*

Naturally the type of guardian has changed considerably during 20 years, particularly with such changed and changing economic conditions and with the changed type of patient to be cared for. The old type of guardian who was so much in evidence in 1914 is rapidly dying out.

During the years of the War it was difficult to get new and good guardians, and at that time some of the newer guardians were not too satisfactory.

That phase has passed and there are now springing up a new and younger set of men and women who are taking on the duties of guardianship, not only for the value of the work performed by the patient, but with a due sense of their responsibilities and a keen interest in the welfare and happiness of their charges.

There is no age limit for guardianship ; many of our guardians are quite young, many have passed the allotted span, and one or two are over 80. One reached 90 last spring, and was photographed in the local press as the oldest working shepherd in Scotland, and no one was prouder of this than the defective boy under his care. The Visiting Commissioners frequently report that " in spite of age the duties of guardianship are well performed."

Objections have been raised to the placing of patients, whether lunatic or defective, in houses where there are young children, the principal ground for objection being that children are imitative and that it is not good for them to be brought up in association with the abnormal. I was inclined to take this view when I took up duty, but my experience has caused me to



change my opinion. It is a question in which I have been specially interested, and during the last 20 years I have watched the children of guardians growing to manhood and womanhood in association with patients. Far from being harmful it seems to broaden character and give the young people a sympathy towards suffering, and a tolerance and understanding they could hardly have received otherwise. Of course the reverse could equally well hold good were the guardians to treat the patient as "different" and engender a fear and dislike in their children.

I raised this question with a guardian in the country. Her mother had kept patients, and she herself had been brought up with them in the house. When she got married and went to live on a farm of her own she missed the patients so much that she took over the care of one of her mother's patients, an imbecile man. She had one child, a girl, who in her turn had been brought up with this patient in the house. She was then 15 years old, and was attending a higher grade school which necessitated her being away from home during the week, only returning at the week-ends. I asked her mother what effect she thought the presence of the patient had had on her daughter. She said it had made her more sympathetic and understanding, and added, "You see, he nursed her when she was a baby, and when she was wee he played with her." Then she said, "As soon as she was old enough I explained about him and that she must always be kind to him and not get cross with him; now he's the first person she asks for when she gets back on Friday, and she always brings him some wee thing from town."

It is worthy of remark that when I took two of the Commissioners of the English Board of Control to see some of our boarded-out cases, one of the things with which they were most impressed was the intelligence, culture, simplicity, and kindheartedness of our guardians.

Dr. Thomson writes:—The area assigned to me was extremely varied. It included regions as different as Lanarkshire, Argyll, Aberdeenshire, Sutherland, and the South-Eastern Counties; and even such obvious distinctions hardly indicate the finer distinctions which are to be found within these areas themselves.

In Lanarkshire, for example, there are two striking divisions, the mining area and the upland agricultural belt. The mining region is distressed and ravaged at the present time by unemployment, and here for the most part the patients are boarded with their own relatives; whereas in the agricultural and fruit-growing district, patients are largely with "stranger" guardians. In Argyllshire a less obvious distinction is to be found between the crofting areas of Islay and the farms in Benderloch, for in the former the standard of life is harder, and there are fewer refinements, but in each of these regions there was notably good guardianship, patient, wise, and experienced, in some cases almost hereditary.

This diversity of region and diversity within regions signifies that not only is each boarding area different of itself, but that the sources which "feed" any area differ. Aberdeenshire, for example, is able to absorb and board out the majority of its own cases; but the great industrial areas of the south have to find outlet in other counties, such as Argyllshire. The importance of these facts lies in the realisation that the boarding-out system cannot be viewed from any parochial standpoint, and also that it is not an over-rigid system, but one which has developed to accommodate a variety of needs and circumstances.



In my Report last year I dwelt strongly, and more particularly, on the work of the Public Assistance officials. My work this year has confirmed my previous experience. Time and again I have noted with admiration their knowledge of patients and of guardians. On one occasion I had had a plea for larger alimony put before me. It all seemed very reasonable and just. On interviewing the Public Assistance Officer he at once produced reasons, showing chapter and verse, why it was not advisable to grant an increase—information which put an entirely different complexion on the whole situation. It is only justice to add that it was this same Public Assistance Officer who expressed high respect for a woman in his parish who, although much encumbered—a defective son and a blind daughter—yet with a sturdy independence was not easily persuaded to take all to which she was entitled.

I had examples also which illustrated how kindly and neighbourly is the attitude of these Officers. Two examples must suffice :

A Forfarshire officer was speaking to me about the clothing of a woman patient whose circumstances made it difficult to arrange for a relative to accompany her to get her clothing. He said, "As a matter of fact, my clerkess usually goes with her, and they make an expedition of it." Again, a guardian's husband had died very recently, and I was anxious to discover how she was situated financially. On speaking to the official who had to do with this—a Lanarkshire officer—he said that he also had been concerned but said, with a slight air of embarrassment, that when this woman had called last, her bereavement had been so near and evidently so tender a wound, that he had refrained from thrusting a trying interview on the widow and was seeking a better and less painful opportunity for discussing her situation.

The Medical Officers engaged in supervision of boarded-out patients have been equally active and interested, and this year I would make special acknowledgment of their help. They have been wells of local knowledge and information on guardians, patients, and circumstances. But I feel it right to mention a difficulty, namely, that of finding a suitable opportunity for interviewing the Medical Officers, and this has resulted in some instances at least in their feeling, I believe, that the Board neither remembers nor appreciates their work. Ideally, one would like to see every Medical Officer who visits boarded-out patients. In practice, this is impossible. In Aberdeenshire there are some 50 District Medical Officers, and there are few of these who have not one or more patients under their care. It is manifestly impossible to see each of these doctors, without an expenditure of time which would be neither right nor proper. At best one attempts to see these Medical Officers who are dealing with patients about whom there is, for the moment, some problem. Yet even here one may be balked. The doctor is out ; it is uncertain when he will return. Save in exceptional circumstances, one is not justified in making a special journey.

I have listened with a certain sense of disappointment to the expressions of pleasure, and almost of surprise, when a visit has been successful—expressions which showed only too well how seldom it had been possible for the Visiting Commissioner to keep in that direct touch with the medical men which is so desirable. It was evident that the Medical Officers appreciated a visit, because it made clear that the attitude of the Board was not of stand-offish and autocratic supervision, but of co-operation. It is a matter of regret that it is impossible to explain the situation to those Officers whom one has been unable to meet.



It is the vital importance of cordial relationships between these Medical Officers and the Board's Visiting Commissioners which has made me dwell at such length on this matter; because the medical men have that unique intimate knowledge of local life which it is their privilege to obtain. I would exemplify this knowledge from an episode rather out of the usual course of routine work. I had to interview a large number of persons in a locality and all of them were more or less interested, if not involved, in the matter under investigation. Two persons were not. One was the police officer; the other was the doctor. The latter was able to corroborate that one party concerned was thoroughly unreliable, and gave exact information which proved this.

How admirably, too, these men knew their patients and guardians. I cannot help bringing to mind particularly one doctor in Argyllshire who was on the happiest relations with them, but without any blindness to their peculiarities.

The guardian, however, is the keystone of the boarding-out system. Without a good guardian the work of the Public Assistance Officer and the local Medical Officer is in vain.

Repeated visitation has drawn my attention to the hereditary element in guardianship. It was common to find patients boarded-out with guardians who, I discovered later, were the sons or daughters of some couple who had had "boarded" patients for years. I understand some families have carried this to yet another generation. These sons and daughters, as a rule, do well. They are experienced. From their youth up they have been with those who know how to care for and instruct the enfeebled or defective in mind; they know what standard of care and conditions is required. They have been genuinely fond of some patient or patients in their own old home, and "Willie" or "Peter" held a very real place in their hearts; so that when they in turn came to have patients, they came to their duties armed with experience, patience, and understanding.

Further experience tends to confirm first impressions of the wisdom of the policy of boarding-out on small farms or crofts, for there the patient shares the family life, and works under the eye of the farmer or of one of the family. In a larger farm where the circumstances of the farmer and family are better, and there is perhaps more attempt at style, the patient is apt to drift amongst hired hands, and there is not the same intimate relationship in work and recreation that there is on the small farm or croft.

This brings me to the question of the demand for guardians and the supply of patients. Public Assistance officials from time to time have complained to me, not of the difficulty of getting guardians, but of getting suitable patients from the hospitals. How can this be? It is possible but it seems unlikely that the type of patient in our hospitals has changed so much that there are now noticeably fewer patients suitable for boarding-out. It seems more probable that, along with others, two important factors have been at work. The first is the economic working of the mental hospital. There is no question that a considerable amount of work in mental hospitals is done, under supervision, by mental patients. This is a sensible policy, both for therapy and economy, but there comes a time with a proportion of the patients when they could be working in the outer world under guardianship. If this proportion of patients were boarded-out, it probably



would entail a slightly larger staff in the hospital, with a higher rate of cost for each occupied bed ; but it might do something to arrest the rate of increase of building which is so constant a threat at the present time. It appears to me that it would be the wise and far-sighted policy of Hospital Committees to support Medical Superintendents in giving patients a trial under boarding-out conditions, even although this meant a slight increase of staff and *per capita* rate, for it would not cast on the community the weight, over years, of the dreary burden of large expenditure on buildings.

The other probable factor appears to me to be that the Medical Superintendents, knowing that patients in their charge are well cared for and under good conditions, hesitate to expose patients to what they feel is a hazard ; and they have perhaps been confirmed in their hesitation by some " returned " patient who was tried and sent back from boarding-out as unsuitable, and who expresses definite antagonism to the system. It makes it difficult for such Superintendents to try further patients, and sometimes to persuade patients to be boarded-out, such is the influence of the tongue of a malcontent. Yet, that does not affect the fact that many patients were successfully and happily boarded-out in the past, and express themselves strongly to the effect that they do not wish to go back to hospital.

In expressing such opinions, I do not wish to have even the appearance of being dogmatic, because I realise, considering in particular the great city hospitals, that it is not every city dweller who is suitable for boarding-out ; but often these same city dwellers have been, and are, engaged within the hospital bounds on field work. Nor do I forget the argument that in the past a great many of the boarded-out " pauper lunatics " would at the present time be classed as defectives. I agree with this statement, but even allowing for this figure, there still appears to me to be too great a reduction in the number of " true " pauper lunatics boarded-out at the present day compared with the number who were formerly boarded-out.

Another problem is that of the mental defective who has shown anti-social traits.

Although, in fact, there is no absolutely clear line, in practice a distinction can be made between that mental defective who has fallen into the hands of the police once or twice more or less as a passive agent and from a constellation of circumstances, and that other who is more definitely and persistently asocial. The first I consider can be boarded-out successfully at times with well-chosen guardians ; but in the case of the latter, I believe that some form of institutional treatment and care should precede boarding-out. It is clearly undesirable that a patient with such firebrand characteristics be introduced amongst the inflammable material of an ordinary Certified Institution. If this belief is well founded, it serves to emphasise the need, of which the authorities are already aware, of greater accommodation along the lines of a State Institution. Even in the case of the more passive types of asocial defective, an institutional phase might be advisable. Every case, however, must be considered individually, and I certainly do not think that a police record should absolutely bar the defective from consideration for boarding-out in due time.

Such difficult cases and the special considerations which arise from them do not detract one iota from the general value of boarding-out. Difficulties are not by any means all of the same nature. One is sometimes dealing



with motives and feelings which are not at once apparent, as the following episode illustrates. It also shows the number of persons—and all are not mentioned—who may be involved in an attempt to unravel a tangled situation.

In a Lanarkshire town a mentally defective girl stayed with her parents. The girl was an elder child of 10, who with the parents lived in a two-roomed house which had been condemned by the authorities. The first impression was of appalling dirt and squalor. More careful inspection showed that the bed-sheets were amazingly clean; and if one allowed for the difficulties of a troupe of restless bairns, for dirt brought in from the mire of the street, and for the ancient and condemned structure of the house, there was reason to give much credit to the mother. Inquiry from the Public Assistance authorities showed that they had tried to persuade the parents to allow the girl to go to an institution. They had urged the crowded state of the house, the adverse conditions, the relief to the other children. The parents would not move, although they admitted that it would be better for the girl's health, and that it would help to relieve the congestion. Inquiry from a local cleric brought out that one of the sons was always very neatly turned out, and considering the dreadful conditions, amazingly so. This supported the view that circumstances were against the family rather than that goodwill was lacking.

At earlier interviews the mother refused point-blank to let the daughter away, although she admitted that it was very hard on the daughter to keep her in such a crowded house. She said that if only they could get a new house, everything would be all right. This led the quest back to the Public Assistance authorities, who were able to confirm not only that the present house was condemned, but also, and more important, that the family would be moving into a new house, if not immediately, at least within a reasonable time.

A further interview at last brought hope. The patient's grandfather was present, and with his support the mother of the girl admitted, first, that she would be glad if the patient were away for a holiday; and then—and this was where the old gentleman was so helpful—that the usual kind of convalescent home would not be willing to take a defective girl. That was not all. The mother finally admitted that she was afraid to let her daughter away in case she was not allowed home again. The secret was out. It was that fear which had barred every approach; and once it was known, it was possible to assuage it, and so get something done. Further interviews followed with the Public Assistance authorities and the local clergyman; the assistance of the Board was called in on certain technical points; and the parents allowed the patient to go to the country on the clear understanding that the separation was a temporary one, that is, until such time as the family was rehoused.

The above case history brings out the type of problem that may arise with a related "guardian." It should be stated, however, that situations where there are difficulties are rather the exception than the rule; and that with patients under "unrelated" guardianship difficulties are somewhat different in nature and, relatively, even less common. That this is so in "unrelated" guardianship is testimony to the discrimination of the Public Assistance officials in their choice of the guardians, and also to the character of the guardians and the high standard of duty which they set themselves.



We accept, I feel, too easily and without sufficient appreciation that outstanding quality of our countrymen which enables one to find so often on the small farm or croft, men and women who, although waging a constant fight against hard material conditions, and who, but moderately endowed with worldly goods, are yet well spoken, clear headed, versed in affairs, and who, without obsequiousness, can and do discuss their patients and their care intelligently, and often with a lively sense of their particular needs and characteristics.

Of the boarding-out system I can only say that I am more than ever convinced of its value and of its benefit both to patient and community.

Dr. Chapman, who took up duty as a Deputy Commissioner on 15th June 1934, writes:—The first district visited was that including the Orkney and Shetland Islands. There one had, in observing the conditions, to adapt oneself to the environment and mode of living of the crofters—the thatched houses, the earthen or stone floors, the peat reek, sealed windows, box-beds, and animal odours. One had perforce to tolerate home conditions which under no circumstances would be permitted on the mainland. Most of the patients were under related guardianship. However, in comparing home conditions in the outlying districts there with those in some of the dark, odorous, and unhealthy slum areas in Edinburgh and Leith, one could not but prefer what the Chief Public Assistance Officer, Shetland, so aptly called the “clean peat dirt of the Islands.” In Edinburgh I visited several patients who had been transferred with their relations and effects from the slums to the new Council Houses in the Slum Clearance Schemes. Here the guardians, without exception, expressed marked relief at, and appreciation of, the change, and stated that the patients were improving in health.

I have formed a very high opinion of the boarding-out system and consider that it could be further developed with great advantage. It not only widens the patient's interests but in many cases promotes a feeling of responsibility and self-respect. I have found many patients on farms doing responsible work with diligence, confidence, and a natural pride in their ability. This is not only excellent in itself, but demonstrates that suitable patients, even certified mental defectives, can be helped to become useful members of the community. The majority of people, through lack of experience and contact with the mentally deranged and mentally defective, are naturally apprehensive regarding them and consider that even the partial liberty enjoyed by boarded-out cases is a danger to the community. It is gratifying to note that, where there are aggregations of boarded-out patients, the public are understanding and sympathetic, and take a kindly interest in their welfare.

I have found the guardianship of the boarded-out aided lunatic and certified mental defective patients to be, on the whole, very satisfactory. In many cases the standard of care, supervision, attention, and accommodation were far above that demanded by Statutory Regulations and, in a large number, efforts were being made by the guardians to alleviate the monotony of the long winter nights in the country districts. Where it was found necessary to call for an improvement in the essentials of guardianship the cases were nearly all at home and under the care of relatives.

It was noted that many patients boarded-out with unrelated guardians had really become members of the family and occupied a satisfactory



position in the household. In several instances I found that, although the patient had become too old to be of any use to the guardian as far as work was concerned, the guardian would not part with him. At another farm visited it was found that the patient, not a relative of the guardian, had been allotted the best room in the house. This had been done by the guardian despite the opinions of her family. Previous to being boarded with this guardian, the patient had lived with his widowed mother in a nearby village, and had enjoyed the privilege of pottering about the farm. On the death of the patient's mother the Local Public Assistance Officer asked the farmer if he would take charge of the lad. I consider the case worth mentioning as an indication of the attitude of so many guardians towards patients under their care.

In the boarding-out of cases it is only to be expected that mistakes will occur, but it is really remarkable how few there are, and a patient who has been unsuccessfully boarded with one guardian may settle down and get on well with another. A patient may be set to uncongenial work at the beginning, become troublesome and refractory, but patience and insight on the part of the guardian may adjust matters and find a niche for the patient. I have in mind a farm where there were three male patients. I found one of them busily and happily engaged in cleaning the kitchen. I asked him if he liked doing housework and he very promptly and emphatically said, "Oh yes, doctor." The guardian then told me that the patient refused to do outside work when he first came under her care and that, as he became troublesome and difficult, it was found that he would have to be removed. She, however, decided to try him with housework, and he immediately settled down to become a useful and contented patient. At another farm two patients were given the task of looking after a large number of hens. When working together they were quarrelsome and difficult. The guardian divided the work and made each responsible for his own number of hens. This restored peace and promoted a pleasant rivalry, with excellent results. I am happy to say that these are no isolated examples of the interest taken by guardians in their patients.

I am pleased to note that a number of mental defectives, boarded-out in their own homes, are attending "After Schools" for instruction in handicraft. All such cases that I have visited have shown a keen interest in their work. "After Schools" and Welfare Centres for mental defectives are really invaluable and should be further developed. It is distressing to find so many high-grade mental defectives living in town and city who have absolutely nothing to take up their time and interest and who simply live a life of disgruntled indolence. Many such cases living with their relations would benefit by Institutional treatment, training, and discipline, and might later be boarded-out successfully either at home, or with stranger guardians and thus become less of a burden to themselves. It is essential, however, to get these patients in their youth, when they are at an impressionable age and can be moulded to best advantage. Many parents refuse to realise the necessity of this and it is only when the patient has become unmanageable at home, or has got into trouble through asocial behaviour, that they are compelled to submit to the removal of the patient from their care. By then it may be too late for institutional treatment to have the desired effect. Of the cases who do get into trouble with the police, many are not really of inherent criminal propensities, but are creatures of their environment and improve under suitable conditions and surroundings. Unrelated guardians, with years of experience, have told me that those patients, who



have first undergone institutional care and treatment, do much better than those who have come to them direct from their own homes.

To the Medical Officers and Public Assistance Officers is allocated the very difficult task of selecting suitable guardians and thereafter supervising, guiding, and advising them in the best interests of the patients, and I find that they take a keen and active interest in the boarding-out and after-care of the cases. The Public Assistance Officers, despite a multitude of other duties, are ever ready to do what they can for the benefit of the patients; and I am indebted to them for the assistance they have given me on my visits. It is disappointing, however, to find that there is a lack of full co-operation between County Headquarters and their Local Public Assistance Officers. One instance was brought to my personal notice where the supply of clothing to a patient was hindered through some official technicalities at local headquarters. It is also disappointing that in some cases co-operation is lacking between Counties, in that, where one County has a patient boarded-out in another County, the Local Public Assistance Officer is not asked to visit and report on the case living in his district. The Local Officer knows his district and knows his people, and can give invaluable information as to proposed or present guardianship. In these cases it might be an advantage to have the Local Officer pay one of the two statutory visits in the year. The officer visiting his cases which are boarded out-with his County, is at the great disadvantage of having a limited time at his disposal for each visit and, what I consider very important, he has not the ear of the community.

A number of certified mental defectives found to be unsuitable for boarding-out at home or with stranger guardians are, through the non-existence in some districts of suitable institutions, perforce placed in Poorhouses and Asylums. This method of shelving a very important question is regrettable and the position is becoming acute. Public Assistance Officers and Governors of Poorhouses, with whom I have discussed the matter, are opposed to the present method, and one Public Assistance Officer strongly and rightly condemned it solely on the ground that many of the normal inmates of Poorhouses are highly undesirable associates for mental defectives. He greatly regretted that he could not find suitable institutional accommodation for two certified female mental defectives in a Poorhouse in his district. The Governor of a Poorhouse has neither the staff nor the facilities at his disposal to supervise, discipline, and train such cases.

With regard to the number of patients allocated to a house, especially a farm where there are, say, three patients, it is doubtful if the guardian can supervise, control, and train them all without assistance. This brings an instance to mind where a patient was being resentful and difficult and complained to me of having "too many bosses"; again, where there are three patients one is apt to be "odd man out." Only under exceptional circumstances do I think it advisable for a guardian to have more than two patients—this remark applies more to mental defectives than to lunatics.

One has always to bear in mind the danger of exploitation of boarded-out patients, and this becomes a decided possibility on ordinary farms where much of the work, being very heavy and of an unskilled nature, may be relegated to the patients by the farmer or his staff. One is naturally inclined to doubt the suitability of farmer guardianship where the number of normal paid servants is small and the number of patients large, i.e. 3 or 4,



Fruit farms and poultry farms would appear to be eminently suitable for boarded-out patients. I am very pleased to state that only in one instance of farmer guardianship was the question of exploitation raised and in this case it was by the Public Assistance Officer. On my visit to the farm in question I found conditions to be satisfactory, but the Public Assistance Officer later informed me that, as he was still suspicious, he would keep a very sharp eye on this guardian. This is typical of the attitude shown by Public Assistance Officers I have met, and I am confident that they do their utmost in the interests of the patients.

## VII.—EXPENDITURE BY LOCAL AUTHORITIES ON PAUPER LUNATICS.

According to returns furnished by Local Authorities expenditure on pauper lunatics for the year ended 15th May 1934 was as follows :—

On pauper lunatics who were under care for longer or shorter periods during the year in asylums, lunatic wards of poorhouses, and private dwellings, and for other expenses connected with them, a total sum of £925,210 was paid; of which £796,641 was for maintenance in Royal and District Asylums, £64,712 was for maintenance in Greenock Parochial Asylum and in lunatic wards of poorhouses, £44,709 was for maintenance in private dwellings, and £19,148 was for certification, transport, and other expenses. Of this expenditure, £57,429 was repaid by relatives and others. Contributions amounting to £115,703 were formerly made from the Local Taxation Account, in terms of Section 22 of the Local Government (Scotland) Act, 1889, and of Section 2 of the Education and Local Taxation Account (Scotland) Act, 1892. These contributions are now merged in the general Exchequer Contributions to Local Revenues payable under the Local Government (Scotland) Act, 1929.

The average charges for pauper lunatics are as follow :—

	Weekly per head.
In Royal Asylums . . . . .	21s. 8d.
In District Asylums . . . . .	17s. 5d.
In Lunatic Wards of Poorhouses . . . . .	14s. 11d.
In Private Dwellings . . . . .	13s. 3d.

## VIII.—DANGEROUS LUNATICS.

The following statement shows the number of persons sent to asylums as dangerous lunatics in each of the ten years 1925–34, at the instance of the Procurator Fiscal, under the provisions of the 15th Section 25 and 26 Vict. cap. 54 :—

1925 . . . . .	0	1930 . . . . .	0
1926 . . . . .	2	1931 . . . . .	0
1927 . . . . .	8	1932 . . . . .	3
1928 . . . . .	2	1933 . . . . .	2
1929 . . . . .	2	1934 . . . . .	10



## IX.—REMOVALS TO OTHER COUNTRIES.

During 1934, 3 pauper lunatics were removed from Asylums in Scotland as having no settlement in that country, and were sent to England.

## X.—LUNATICS UNDER JUDICIAL FACTORS.

At the end of December 1934 there were 1533 persons reported to us by the Accountant of the Court of Session as under judicial factory in consequence of mental unfitness for the management of their affairs. This number is exclusive of some cases in which the means of the wards have been exhausted, though the factory has not been formally discharged by the Court.

These persons were disposed of in the following way :—

1180 were in asylums in Scotland :

268 were in private dwellings in Scotland under the care either of relatives or of unrelated guardians ; and

85 were resident either in asylums or private dwellings beyond the direct jurisdiction of the Board.

All patients resident in Scotland whose estates are under the management of judicial factors were visited by our officers during the year, except some whose position and circumstances were otherwise satisfactorily known, and in whose cases visitation was thought undesirable.

## XI.—THE NUMBER AND DISTRIBUTION OF MENTAL DEFECTIVES AT 1st JANUARY 1935.

The number and distribution of certified mental defectives on the Register of the Board at 1st January 1935 were as follows :—

	Private.			Rate-Aided.			Totals.		
	M.	F.	T.	M.	F.	T.	M.	F.	T.
In Certified Institutions for Adults.	1	...	1	578	574	1,152	579	574	1,153
In Certified Institutions for Juveniles	72	51	123	838	746	1,584	910	797	1,707
In Private Dwellings . . . . .	3	2	5	713	681	1,394	716	683	1,399
In the State Institution . . . . .	...	...	...	...	...	...	15	1	16
TOTALS . . . . .	76	53	129	2,129	2,001	4,130	2,220	2,055	4,275

The following are general results during 1934 as compared with 1933 in regard to registered mental defectives :—

There was a total increase of 263, due to an increase of private patients by 2, an increase of rate-aided patients by 259, and an increase of 2 patients in the State Institution,



The total increase of 263 arose from an increase of the number in institutions by 205 and an increase of the number in private dwellings by 58.

The increase of 205 in institutions arose from an increase of 3 private patients, an increase of 200 rate-aided patients, and an increase of 2 patients in the State Institution.

The increase of 58 in private dwellings arose from a decrease of 1 private patient and an increase of 59 rate-aided patients.

## XII.—STATISTICS OF CERTIFIED INSTITUTIONS FOR MENTAL DEFECTIVES.

(SEE TABLES ON PAGES 41 TO 44 OF APPENDIX TO REPORT.)

### *Admissions.*

The total number of patients admitted to Certified Institutions during 1934 was 344, which is 6 more than in the previous year.

Of the 344 patients admitted, 7 were private patients and 337 were rate-aided patients, as compared with 11 and 327 in the previous year.

### *Discharges.*

During 1934 there was a decrease of 4 in the number of discharges from institutions, the total number discharged being 99, of which 1 was a private patient, the same as in 1933.

### *Deaths.*

The number of deaths during the year was 42—a decrease of 10 as compared with the number for the previous year.

The recorded main and contributory causes of death were as follows :—

Pneumonia and other pulmonary diseases . . . . .	23
Diseases of the heart and blood vessels . . . . .	12
General paralysis and other diseases of the brain . . . . .	11
Epilepsy and convulsions . . . . .	9
Atrophy and debility . . . . .	4
Diseases of the alimentary, glandular, and genito - urinary systems . . . . .	3
Abscess, septicæmia . . . . .	3
Tuberculosis . . . . .	3

### *Removals from Institutions on Licence.*

During the year many patients are allowed home from institutions for a holiday in the summer at the discretion of the Medical Superintendent. In addition to those so liberated, 18 patients were allowed to leave the institutions with the sanction of the Board on periods of licence varying from 3 months to 12 months in order to test their fitness for discharge to their homes. Of that number 7 were ultimately discharged from the Registers, 1



was placed under guardianship in a private dwelling, and 10 were still absent on licence at the end of the year.

*Escapes from Institutions.*

The whole number of escapes during 1934 was 16. Of these, 13 were brought back to the institution, 2 were discharged, and 1 was still absent at the end of the year.

**XIII.—PROVISION OF INSTITUTIONAL ACCOMMODATION  
FOR RATE-AIDED MENTAL DEFECTIVES.**

Under Section 26 of the Mental Deficiency and Lunacy (Scotland) Act, 1913, a Local Authority is empowered and it is their duty, subject to the provisions of the Act and to Regulations made by the Board, with the approval of the Secretary of State, to provide suitable and sufficient accommodation for defectives when sent to Certified Institutions, whether by Orders under the Act or without Orders but with the consent of parents or guardians. It is also provided under Section 30 (1) of the Act that a Local Authority may make such provision either singly or in combination with any other Local Authority by the establishment or building of an institution or by contracting with the Managers of any existing Certified Institution for Defectives.

Where a Local Authority undertakes the care of adult defectives and of educable juvenile defectives under one system of management, they are required to provide for the accommodation of the educable juvenile defectives separate and distinct from the adult defectives. They are also required to provide special accommodation, class-rooms, workshops and all other means ordinarily used for the education and training of such defectives.

All institutions for the accommodation of mental defectives are visited twice in each year by Medical Commissioners who make a record of each visit in the appropriate Register which is kept at each institution for the purpose. The reports by the Medical Commissioners of their inspection of the institutions during the past year have, as usual, been presented to and considered by the Board, and a copy of each report is preserved for reference at the Offices of the Board.

The following institutions do not belong to Local Authorities, but receive rate-aided patients by arrangement :—

The Bridge of Weir Certified Institution receives a number of high-grade mental defectives suffering from epilepsy.

The Royal Scottish National Institution at Larbert receives defectives of all classes from all over Scotland. At this institution a colony for adults was recently opened with the resulting increase in the accommodation from 500 to 750, and the Directors have in contemplation the erection of several additional blocks, including blocks to accommodate low-grade cases.

St. Charles' Institution at Carstairs, Lanarkshire, and the St. Joseph's Institution at Whitehill, Rosewell, Midlothian, receive juvenile mental defectives of the Roman Catholic faith from the area of the Archdiocese of Glasgow and from the East of Scotland respectively. A recent extension at the latter institution has resulted in the licensed accommodation being increased from 150 to 210.

Waverley Park Certified Institution at Kirkintilloch provides for educable mentally defective girls who for various reasons cannot be suitably educated



in special schools, and for whom accordingly education and care in a residential institution are essential.

The following indicates the provision which has been made by Local Authorities :—

The Baldovan Institution at Dundee was formerly a private charitable institution under a Board of Directors, but in 1925 its administration was handed over to a number of Local Authorities, and it now serves a Combination consisting of the Aberdeen, Angus, Kincardine and Perth and Kinross County Councils and the Arbroath and Perth Town Councils. This institution provides accommodation for juvenile mental defectives only.

The Ayr County Council and the Ayr and Kilmarnock Town Councils have a combined institution for juvenile mental defectives at Dunlop House, near Kilmarnock. This institution was opened in 1933, and the Combination are at present considering the provision of a school and workshops and also an extension of the institution to include accommodation for a number of adult mental defectives—a step which will help to relieve the congestion at their District Asylum.

The Edinburgh Town Council have provided accommodation for their mental defectives, both adult and juvenile, at the Gogarburn Institution, Midlothian. This institution is licensed for 350 patients, and further extensions are in process of being carried out.

The Glasgow Town Council have provided for their adult mental defectives at the Stonevetts Certified Institution and also at the Caldwell House Certified Institution, and by arrangement a number of female defectives are accommodated in licensed wards at the Falkirk Poorhouse.

An extensive scheme for the accommodation of 1200 adult defectives is being carried out at Lennox Castle, and the accommodation there will be ready for occupation at a fairly early date.

The Lanark County Council and the Airdrie, Coatbridge, Hamilton, Motherwell and Wishaw, and Rutherglen Town Councils have provided accommodation for their juvenile mental defectives at the Birkwood Certified Institution, Lesmahagow, and they have at present under consideration the erection of an extension at Hartwoodhill for the accommodation of adult mental defectives—a step which will relieve the congestion at their District Asylum.

The Paisley Town Council have made provision for their juvenile mental defectives at the Broadfield Certified Institution, Port Glasgow. By an arrangement of districts under the Local Government (Scotland) Act, 1929, the Glasgow Town Council and the Renfrew County Council have at present an interest in this institution.

So far no definite provision has been made by any of the other Local Authorities in Scotland for the institutional accommodation of their mental defectives, though the County Councils of Stirling, Dunbarton, West Lothian and Clackmannan and the Town Councils of Stirling, Falkirk, Dunbarton and Clydebank as a Combination are negotiating with the Directors of the Royal Scottish National Institution at Larbert for a contract for the accommodation of a number of juvenile mental defectives from those areas.

#### XIV.—DEFECTIVES UNDER GUARDIANSHIP.

During the year ended 31st December 1934, 129 aided mental defectives were certified and placed under guardianship (including 24 dealt with by judicial order and 5 by order of the Secretary of State for Scotland), 57



aided patients were discharged from guardianship, and 1 private and 13 aided patients died. The following table shows the class and sex of the defectives certified during the year :—

Adults.		Children.		Total.
M.	F.	M.	F.	
64	41	12	12	129

Extracts from the reports of the Deputy Commissioners relating to the visitation of mental defectives under guardianship will be found on pages xxix-xli.

#### XV.—EXPENDITURE ON AIDED MENTAL DEFECTIVES.

The expenditure by Local Authorities on aided mental defectives for the year ending 15th May 1934 was as follows :—

For maintenance of and provision of accommodation for certified aided defectives who were under care for longer or shorter periods during the year in Certified Institutions and under guardianship, and for other expenses connected with them, a total sum of £230,309 was expended, of which £187,044 was paid in respect of patients in Certified Institutions, £37,795 in respect of patients in private dwellings, and £5470 was for certification, transport, and other expenses. Of this expenditure £5330 was recovered from private sources. As from 16th May 1930, contributions from Treasury funds, payable in terms of Section 37 of the Mental Deficiency and Lunacy (Scotland) Act 1913, were discontinued by the Local Government (Scotland) Act, 1929, and the Exchequer contribution towards the expenses of Local Authorities in respect of mental deficiency is now merged in the General Exchequer contributions to Local Revenues payable under that Act.

We have the honour to be,

SIR,

Your most obedient humble servants,

H. ARTHUR ROSE, *Chairman.*

GEORGE MORTON.

HAMILTON C. MARR.

JAMES P. STURROCK.

J. A. W. STONE, *Secretary.*

EDINBURGH, 21st March, 1935.



**B. The Numbers of Private, Pauper, and Criminal Lunatics, distinguishing between the sexes, and the different modes of disposal of Private and Pauper Lunatics.**

B

1. YEARS.	2. Population of Scotland estimated at the middle of the year.	3. Total Registered Lunatics at 1st January.	4. Number of Registered Lunatics per 100,000 of Population.	5. Total Registered Pauper Lunatics at 1st January.	6. Number of Private Lunatics.						7. Number of Pauper Lunatics.						8. Number of Lunatics in Criminal Lunatic Department.†		
					In Asylums.			In Private Dwellings.			In Asylums and Lunatic Wards of Poorhouses.			In Private Dwellings.			M.	F.	T.
					M.	F.	T.	M.	F.	T.	M.	F.	T.	M.	F.	T.			
1921 . . .	4,882,288	17,665	363	14,734	1517	1320	2837	32	62	94	6300	6404	12,704	898	1132	2030	65	5	70
1922 . . .	4,907,900	17,893	366	14,965	1534	1315	2849	28	51	79	6462	6588	13,050	848	1067	1915	69	2	71
1923 . . .	4,915,500	18,122	369	15,286	1454	1299	2753	33	50	83	6736	6732	13,468	804	1014	1818	68	2	70
1924 . . .	4,869,100	18,266	372	15,379	1514	1299	2813	25	49	74	6789	6801	13,590	784	1005	1789	67	2	69
1925 . . .	4,891,300	18,276	375	15,300	1584	1310	2894	30	52	82	6742	6832	13,574	767	959	1726	67	6	73
Average of the 5 Years	...	18,044	369	15,132	1521	1308	2829	30	53	83	6606	6671	13,277	820	1035	1855	67	3	70
1926 . . .	4,903,300	18,421	377	15,445	1592	1299	2891	31	54	85	6842	6912	13,754	745	946	1691	67	4	71
1927 . . .	4,894,700	18,467	377	15,532	1564	1291	2855	28	52	80	6919	6975	13,894	723	915	1638	63	5	68
1928 . . .	4,888,700	18,589	380	15,667	1535	1315	2850	24	48	72	7047	7025	14,072	698	897	1595	64	6	70
1929 . . .	4,896,600	18,916	387	15,977	1543	1328	2871	23	45	68	7245	7178	14,423	679	875	1554	66	7	73
1930 . . .	4,879,700	18,942	387	16,012	1540	1319	2859	25	46	71	7362	7184	14,546	655	811	1466	69	7	76
Average of the 5 Years	...	18,667	382	15,727	1555	1310	2865	26	49	75	7083	7055	14,138	700	889	1589	66	6	72
1931 . . .	4,842,554	19,127	392	16,213	1521	1322	2843	22	49	71	7455	7352	14,807	633	773	1406	66	7	73
1932 . . .	4,880,000	19,366	400	16,492	1497	1307	2804	23	47	70	7623	7508	15,131	623	738	1361	60	6	66
1933 . . .	4,916,000	19,302	396	16,500	1476	1257	2733	23	46	69	7663	7519	15,182	595	723	1318	63	6	69
1934 . . .	4,934,000	19,422	395	16,630	1457	1272	2729	22	41	63	7813	7527	15,340	599	691	1290	70	7	77
1935 . . .	...	19,562	396	16,785	1432	1283	2715	20	42	62	7910	7626	15,536	588	661	1249	82	4	86
Average of the 5 Years	...	19,356	396	16,524	1477	1288	2765	22	45	67	7693	7506	15,199	608	717	1325	68	6	74

\* A small number of certified lunatics, inmates of certified institutions, are not included in this Table.

† The number of Lunatics is taken at the 1st January of each year. The calculations are made on the Population of the previous year—e.g. the calculations for 1935 are made on the Population for 1934—the Population being that of the middle of the year, as estimated by the Registrar-General.

‡ Not registered Lunatics.



## APPENDIX.—TABLE II.

A. Number of Lunatics on Register at 1st January of each year. The numbers placed on, and removed from, the Register during each year. The excess or decrease of registered Lunatics.

B. The number of Lunatics registered each year, who had never previously been registered.

C. Average number of Lunatics on Register during each year, and the percentage of deaths among them.

YEARS.	A			B				C			
	Number of Lunatics on Register at 1st January.	Number of Lunatics placed on Register during the year.	Number of Lunatics removed from Register during the year.		Excess + or Decrease — of registered Lunatics.	Number of Lunatics registered who had never previously been registered.			Average Number of Lunatics on Register during Year.	Percentage of Deaths on Average Number of Lunatics.	
			Recovered, etc.	Died.		Private.	Pauper.				Total.
1920 .	17,432	3921	2068	1620	3688	+233	646	2279	2925	17,548.5	9.2
1921 .	17,665	3964	1956	1780	3736	+228	521	2316	2837	17,779.0	10.0
1922 .	17,893	3940	1892	1819	3711	+229	545	2295	2840	18,007.5	10.1
1923 .	18,122	3576	1738	1694	3432	+144	466	2046	2512	18,194.0	9.3
1924 .	18,266	3176	1541	1625	3166	+10	433	2111	2544	18,271.0	8.9
Average of 5 Years	...	3715	1839	1707	3546	+169	522	2209	2731	17,960.0	9.5
1925 .	18,276	3131	1499	1487	2986	+145	433	2079	2512	18,348.5	8.1
1926 .	18,421	2993	1501	1446	2947	+46	381	2014	2395	18,444.0	7.8
1927 .	18,467	3107	1499	1486	2985	+122	393	2102	2495	18,528.0	8.0
1928 .	18,589	3254	1447	1480	2927	+327	412	2215	2627	18,752.5	7.9
1929 .	18,916	3111	1426	1659	3085	+26	452	2074	2526	18,929.0	8.8
Average of 5 Years	...	3119	1474	1512	2986	+133	414	2097	2511	18,600.4	8.1
1930 .	18,942	2999	1399	1415	2814	+185	383	2043	2426	19,034.5	7.4
1931 .	19,127	2921	1246	1436	2682	+239	370	2044	2414	19,246.5	7.5
1932 .	19,366	2730	1359	1435	2794	-64	352	1885	2237	19,334.0	7.4
1933 .	19,302	2812	1298	1394	2692	+120	365	1920	2285	19,362.0	7.2
1934 .	19,422	2625	1188	1297	2485	+140	373	1783	2156	19,492.0	6.7
Average of 5 Years	...	2817	1298	1395	2693	+124	369	1935	2304	19,293.8	7.2



The Numbers of Private and Pauper Lunatics resident in Royal, District, Private, and Parochial Asylums, and in Lunatic Wards of Poorhouses, on 31st December of each year from 1920 to 1934; the Numbers thereinto Admitted; the Numbers therefrom Discharged Recovered and Not Recovered; the Numbers transferred from one establishment to another; and the Numbers that Died therein in each of the said years.

YEARS.	Number Resident at 31st December.				Number Admitted during Year (including Transfers).				Number Discharged during Year.								Number Transferred during Year.				Number of Deaths during Year.			
	Private.		Pauper.		Private.		Pauper.		Recovered.				* Not Recovered.				Private.		Pauper.		Private.		Pauper.	
	M.	F.	M.	F.	M.	F.	M.	F.	M.	F.	M.	F.	M.	F.	M.	F.	M.	F.	M.	F.	M.	F.	M.	F.
1920 .	1517	1320	6300	6304	370	403	1795	1921	219	139	431	539	163	113	422	570	43	12	282	369	136	148	643	619
1921 .	1534	1315	6462	6588	308	382	1848	1834	167	138	462	543	139	110	337	423	38	12	213	254	149	136	723	687
1922 .	1454	1299	6736	6732	295	362	2060	2040	127	122	477	582	128	112	560	574	30	14	436	439	136	157	733	727
1923 .	1514	1299	6789	6801	263	349	1827	1730	107	104	518	502	94	109	484	533	27	26	345	353	121	133	653	629
1924 .	1584	1310	6742	6832	242	316	1484	1484	97	103	464	503	111	85	244	283	21	12	119	142	130	126	657	658
Average of 5 Years	1521	1309	6606	6651	296	362	1803	1802	143	121	470	533	127	106	409	477	32	15	279	311	134	140	682	664
1925 .	1592	1299	6842	6912	225	292	1491	1433	106	95	416	535	101	73	239	273	27	9	122	103	117	126	629	554
1926 .	1564	1291	6919	6975	186	292	1382	1393	96	89	455	514	67	104	201	237	19	19	75	105	113	109	587	577
1927 .	1535	1315	7047	7025	199	295	1490	1446	75	83	483	478	76	77	239	317	18	7	104	133	114	127	603	585
1928 .	1543	1328	7245	7178	209	307	1568	1493	95	85	436	510	60	83	278	233	11	18	135	104	89	123	613	600
1929 .	1540	1319	7362	7184	202	306	1514	1448	78	80	438	531	57	89	249	246	13	18	127	139	122	168	658	643
Average of 5 Years	1555	1310	7083	7055	204	298	1489	1443	90	86	446	514	72	85	241	261	18	14	113	117	111	131	618	592
1930 .	1521	1322	7455	7352	186	302	1456	1391	90	96	448	483	59	88	255	203	22	16	139	102	87	123	629	529
1931 .	1497	1307	7623	7508	174	278	1415	1362	67	83	385	419	63	85	245	214	12	15	131	103	88	119	597	579
1932 .	1476	1257	7663	7519	187	233	1261	1339	77	90	408	448	61	70	231	268	10	14	101	114	89	129	563	606
1933 .	1457	1272	7813	7527	208	258	1411	1339	63	77	426	497	58	68	277	248	16	19	178	141	103	97	561	587
1934 .	1432	1283	7910	7626	188	268	1222	1224	72	67	415	414	57	78	170	180	13	12	91	116	82	115	542	528
Average of 5 Years	1477	1288	7693	7506	189	268	1353	1331	74	83	416	452	60	78	236	223	15	15	128	115	90	117	578	566

\* Including Patients transferred from one establishment to another.



## APPENDIX.—TABLE IV.

The Results of Treatment in different classes of Establishments for each Year from 1920 to 1934.

(a) *Royal and District Asylums.*

ROYAL AND DISTRICT ASYLUMS.	Average Number Resident.			Admissions (including Transfers).			Recoveries.			Discharges not Recovered (including Transfers).			Deaths.			Proportion of Admissions per cent. on Number Resident.			Proportion of Recoveries per cent. on Admissions.			Proportion of Deaths per cent. on Number Resident.		
	M.	F.	T.	M.	F.	T.	M.	F.	T.	M.	F.	T.	M.	F.	T.	M.	F.	T.	M.	F.	T.	M.	F.	T.
Year 1920.	7201.5	7101.0	14302.5	2071	2241	4312	629	660	1289	548	660	1208	727	729	1456	28.8	31.6	30.1	30.4	29.5	29.9	10.1	10.3	10.2
" 1921.	7376.0	7278.0	14654.0	2089	2115	4204	614	665	1279	457	498	955	836	790	1626	28.3	29.1	28.7	29.4	31.4	30.4	11.3	10.9	11.1
" 1922.	7550.5	7424.5	14975.0	2251	2215	4466	595	690	1282	666	650	1316	826	844	1670	29.8	29.8	29.8	26.3	31.2	28.7	10.9	11.4	11.2
" 1923.	7673.0	7511.0	15184.0	1973	1964	3937	602	596	1198	548	613	1161	745	713	1458	25.7	26.1	25.9	30.5	30.4	30.4	9.7	9.5	9.6
" 1924.	7729.5	7556.5	15286.0	1650	1727	3377	537	592	1129	333	345	678	745	741	1486	21.3	22.9	22.1	32.5	34.3	33.4	9.6	9.8	9.7
Average of 5 Years	7506.1	7374.2	14880.3	2007	2052	4059	595	641	1236	510	553	1063	776	763	1539	26.7	27.8	27.2	29.6	31.2	30.5	10.3	10.3	10.3
Year 1925.	7804.5	7517.0	15321.5	1651	1671	3322	508	622	1130	321	331	652	707	646	1353	21.2	22.2	21.7	30.8	37.2	34.0	9.1	8.6	8.8
" 1926.	7888.5	7675.0	15563.5	1526	1623	3149	541	589	1130	257	329	586	675	661	1336	19.3	21.1	20.2	35.5	36.3	35.9	8.6	8.6	8.6
" 1927.	7956.5	7723.0	15679.5	1615	1661	3276	544	550	1094	295	370	665	693	685	1378	20.3	21.5	20.9	33.7	33.1	33.4	8.7	8.9	8.8
" 1928.	8097.0	7844.0	15941.0	1701	1741	3442	517	579	1096	314	300	614	672	680	1352	21.0	22.2	21.6	30.4	33.1	31.8	8.3	8.7	8.5
" 1929.	8246.0	7926.5	16172.5	1640	1668	3308	505	595	1100	286	316	602	749	774	1523	19.9	21.0	20.5	30.8	35.7	33.3	9.1	9.8	9.4
Average of 5 Years	7998.5	7737.1	15735.6	1626	1673	3299	523	597	1110	295	329	624	699	689	1388	20.3	21.6	21.0	32.1	35.1	33.6	8.7	8.9	8.8
Year 1930.	8333.5	8013.0	16346.5	1569	1648	3217	522	567	1089	288	267	555	684	624	1308	18.8	20.6	19.7	33.3	34.4	33.9	8.2	7.8	8.0
" 1931.	8447.5	8175.5	16623.0	1522	1588	3110	440	491	931	278	285	563	651	677	1328	18.0	19.4	18.7	28.9	30.9	29.9	7.7	8.3	8.0
" 1932.	8530.5	8217.0	16747.5	1384	1488	2872	468	522	990	277	320	597	626	698	1324	16.2	18.1	17.1	33.8	35.1	34.5	7.3	8.5	7.9
" 1933.	8577.0	8188.0	16765.0	1499	1504	3003	471	561	1032	314	295	609	634	654	1288	17.5	18.4	17.9	31.4	37.3	34.4	7.4	8.0	7.7
" 1934.	8652.5	8213.5	16866.0	1352	1385	2737	471	461	932	208	247	455	602	620	1222	15.6	16.9	16.2	34.8	33.3	34.1	7.0	7.5	7.2
Average of 5 Years	8508.2	8161.4	16669.6	1465	1523	2988	474	521	995	273	283	556	639	655	1294	17.2	18.7	17.9	32.4	34.1	33.3	7.5	8.0	7.8



APPENDIX.—TABLE IV.—*continued.*

The Results of Treatment in different classes of Establishments for each Year from 1920 to 1934.

(b) *Private Asylums.*

PRIVATE ASYLUMS.	Average Number Resident.			Admissions (including Transfers).			Recoveries.			Discharges not Recovered (including Transfers).			Deaths.			Proportion of Admissions per cent. on Number Resident.			Proportion of Recoveries per cent. on Admissions.			Proportion of Deaths per cent. on Number Resident.		
	M.	F.	T.	M.	F.	T.	M.	F.	T.	M.	F.	T.	M.	F.	T.	M.	F.	T.	M.	F.	T.	M.	F.	T.
Year 1920 .	24.5	31.0	55.5	9	4	13	2	3	5	3	1	4	7	...	7	36.7	12.9	23.4	22.2	75.0	38.5	28.6	...	12.6
" 1921 .	22.5	33.0	55.5	5	11	16	3	5	8	1	1	2	2	1	3	22.2	33.3	28.8	60.0	45.5	50.0	8.9	3.0	5.4
" 1922 .	20.5	35.0	55.5	3	5	8	1	1	2	...	1	1	5	3	8	14.6	14.3	14.4	33.3	20.0	25.0	24.4	8.6	14.4
" 1923 .	20.0	34.0	54.0	8	9	17	3	3	6	1	3	4	2	5	7	40.0	26.5	31.5	37.5	33.3	35.3	10.0	14.7	13.0
" 1924 .	20.5	31.5	52.0	5	3	8	1	1	2	2	2	4	3	3	6	24.4	9.5	15.4	20.0	33.3	25.0	14.6	9.5	11.5
Average of 5 Years }	21.6	32.9	54.5	6	6	12	2	3	5	1	2	3	4	2	6	27.8	18.2	22.0	33.3	50.0	41.7	18.5	6.1	11.0
Year 1925 .	18.0	28.5	46.5	...	3	3	3	1	4	...	3	3	1	2	3	...	10.5	6.5	...	33.3	133.3	5.6	7.0	6.5
" 1926 .	15.5	29.5	45.0	2	9	11	...	...	...	...	3	3	3	1	4	12.9	30.5	24.4	...	...	...	19.4	3.4	8.9
" 1927 .	14.0	31.0	45.0	1	2	3	1	...	1	2	1	3	...	3	3	7.1	6.5	6.7	100.0	...	33.3	...	9.7	6.7
" 1928 .	14.0	28.5	42.5	5	3	8	...	2	2	2	...	2	1	4	5	35.7	10.5	18.8	...	66.7	25.0	7.1	14.0	11.8
" 1929 .	14.0	29.5	43.5	1	9	10	...	...	...	...	...	...	3	4	7	7.1	30.5	23.0	...	...	...	21.4	13.6	16.1
Average of 5 Years }	15.1	29.4	44.5	2	5	7	1	...	1	1	1	2	1	3	4	13.2	17.0	15.7	50.0	20.0	14.3	13.2	10.2	9.0
Year 1930 .	13.5	30.5	44.0	2	6	8	1	1	2	...	5	5	...	3	3	14.8	19.7	18.2	50.0	16.7	25.0	...	9.8	6.8
" 1931 .	12.5	29.0	41.5	2	6	8	...	1	1	3	3	6	2	2	4	16.0	20.7	19.3	...	16.7	12.5	16.0	6.9	9.6
" 1932 .	10.5	28.0	38.5	2	12	14	...	1	1	...	5	5	3	8	11	19.0	42.9	36.4	...	8.3	7.1	28.6	28.6	28.6
" 1933 .	10.0	28.0	38.0	2	6	8	1	...	1	...	2	2	1	2	3	20.0	21.4	21.1	50.0	...	12.5	10.0	7.1	7.9
" 1934 .	10.5	28.5	39.0	3	9	12	...	2	2	2	5	7	...	3	3	28.6	31.6	30.8	...	22.2	16.7	...	10.5	7.7
Average of 5 Years }	11.4	28.8	40.2	2	8	10	...	1	1	1	4	5	1	4	5	17.5	27.8	24.9	...	12.5	10.0	8.8	13.9	12.4



APPENDIX.—TABLE IV.—*continued.*  
 The Results of Treatment in different classes of Establishments for each Year from 1920 to 1934.  
 (c) *Parochial Asylum.*  
*(Lunatic Wards of Poorhouse with Unrestricted Licence.)*

PAROCHIAL ASYLUM.	Average Number Resident.			Admissions (including Transfers).			Recoveries.			Discharges not Recovered (including Transfers).			Deaths.			Proportion of Admissions per cent. on Number Resident.			Proportion of Recoveries per cent. on Admissions.			Proportion of Deaths per cent. on Number Resident.		
	M.	F.	T.	M.	F.	T.	M.	F.	T.	M.	F.	T.	M.	F.	T.	M.	F.	T.	M.	F.	T.	M.	F.	T.
Year 1920 .	111.5	101.0	212.5	49	38	87	13	11	24	24	9	33	21	14	35	43.9	37.6	40.9	26.5	28.9	27.6	18.8	13.9	16.5
" 1921 .	105.0	105.0	210.0	28	38	66	9	11	20	5	10	15	18	13	31	26.7	36.2	31.4	32.1	28.9	30.3	17.1	12.4	14.8
" 1922 .	111.5	104.5	216.0	44	24	68	10	7	17	4	12	16	13	10	23	39.5	23.0	31.5	22.7	29.2	25.0	11.7	9.6	10.6
" 1923 .	121.0	101.0	222.0	40	19	59	18	5	23	5	2	7	15	14	29	33.1	18.8	26.6	45.0	26.3	39.0	12.4	13.9	13.1
" 1924 .	121.5	100.0	221.5	36	23	59	21	9	30	3	3	6	13	11	24	30.0	23.0	26.6	58.3	39.1	50.8	10.7	11.0	10.8
Average of } 5 Years }	114.1	102.3	216.4	39	29	68	14	9	23	8	7	15	16	12	28	34.2	28.3	31.4	35.9	31.0	33.8	14.0	11.7	12.9
Year 1925 .	121.5	102.5	224.0	24	19	43	10	7	17	2	1	3	11	6	17	19.8	18.5	19.2	41.7	36.8	39.5	9.1	5.9	7.6
" 1926 .	121.5	105.5	227.0	15	20	35	8	14	22	2	1	3	6	4	10	12.3	19.0	15.4	53.3	70.0	62.9	4.9	3.8	4.4
" 1927 .	126.0	109.0	235.0	35	27	62	12	10	22	3	4	7	10	7	17	27.8	24.8	26.4	34.3	37.0	35.5	7.9	6.4	7.2
" 1928 .	129.5	112.5	242.0	23	23	46	13	12	25	4	...	4	9	10	19	17.8	20.4	19.0	56.5	52.2	54.3	6.9	8.9	7.9
" 1929 .	133.0	114.0	247.0	32	26	58	10	16	26	3	3	6	9	5	14	24.1	22.8	23.5	31.3	61.5	44.8	6.8	4.4	5.7
Average of } 5 Years }	126.3	108.7	235.0	26	23	49	10	12	22	3	2	5	9	6	15	20.6	21.2	20.9	42.3	52.2	44.9	7.1	5.5	6.4
Year 1930 .	138.0	113.0	251.0	31	16	47	12	11	23	5	1	6	14	8	22	22.5	14.2	18.7	38.7	68.8	48.9	10.1	7.1	8.8
" 1931 .	138.5	111.5	250.0	31	18	49	10	9	19	9	2	11	11	6	17	22.4	16.1	19.6	32.3	50.0	38.8	7.9	5.4	6.8
" 1932 .	139.0	113.0	252.0	28	29	57	16	15	31	3	2	5	9	10	19	20.1	25.7	22.6	57.1	51.7	54.4	6.5	8.8	7.5
" 1933 .	141.0	111.5	252.5	31	19	50	13	12	25	3	2	5	11	10	21	22.0	17.0	19.8	41.9	63.2	50.0	7.8	9.0	8.3
" 1934 .	145.5	112.0	257.5	25	26	51	13	15	28	2	...	2	5	5	10	17.2	23.2	19.8	52.0	57.7	54.9	3.4	4.5	3.9
Average of } 5 Years }	140.4	112.2	252.6	29	22	51	13	12	25	5	1	6	10	8	18	20.7	19.6	20.2	44.8	54.5	49.0	7.1	7.1	7.1



## APPENDIX.—TABLE IV.—continued.

The Results of Treatment in different classes of Establishments for each Year from 1920 to 1934.

(d) *Lunatic Wards of Poorhouses with Restricted Licences.*

LUNATIC WARDS OF POORHOUSES.	Average Number Resident.			Admissions (including Transfers).			Recoveries.			Discharges not Recovered (including Transfers).			Deaths.			Proportion of Admissions per cent. on Number Resident.			Proportion of Recoveries per cent. on Admissions.			Proportion of Deaths per cent. on Number Resident.		
	M.	F.	T.	M.	F.	T.	M.	F.	T.	M.	F.	T.	M.	F.	T.	M.	F.	T.	M.	F.	T.	M.	F.	T.
Year 1920 .	404.0	393.0	797.0	36	41	77	6	4	10	10	13	23	24	24	48	8.9	10.4	9.7	16.7	9.8	13.0	5.9	6.1	6.0
" 1921 .	403.0	397.5	800.5	34	53	87	3	2	5	13	23	36	16	19	35	8.4	13.3	10.9	8.8	3.8	5.7	4.0	4.8	4.4
" 1922 .	410.5	403.0	813.5	57	58	115	1	6	7	18	23	41	25	27	52	13.6	14.4	14.1	1.8	10.3	6.1	6.1	6.7	6.4
" 1923 .	432.5	419.5	852.0	69	87	156	2	2	4	24	24	48	12	30	42	16.0	20.7	18.3	2.9	2.3	2.6	2.8	7.2	4.9
" 1924 .	443.0	433.0	876.0	35	47	82	2	4	6	17	18	35	26	29	55	7.9	10.9	9.4	5.7	8.5	7.3	5.9	6.7	6.3
Average of 5 Years }	418.6	409.2	827.8	46	57	103	3	3	6	17	20	37	21	26	47	11.0	13.9	12.4	6.5	5.3	5.8	5.0	6.4	5.7
Year 1925 .	437.0	428.5	865.5	41	32	73	1	...	1	17	11	28	27	26	53	9.4	7.5	8.4	2.4	...	1.4	6.2	6.1	6.1
" 1926 .	433.0	428.5	861.5	25	33	58	2	...	2	9	8	17	16	20	36	5.8	7.7	6.7	8.0	...	3.4	3.7	4.7	4.2
" 1927 .	436.0	438.0	874.0	38	51	89	1	1	2	15	19	34	14	17	31	8.7	11.6	10.2	2.6	2.0	2.2	3.2	3.9	3.5
" 1928 .	444.5	438.0	882.5	48	33	81	1	2	3	18	16	34	20	29	49	10.8	7.5	9.2	2.1	6.1	3.7	4.5	6.6	5.6
" 1929 .	452.0	434.5	886.5	43	51	94	1	...	1	17	16	33	19	28	47	9.5	11.7	10.6	2.3	...	1.1	4.2	6.4	5.3
Average of 5 Years }	440.5	433.5	874.0	39	40	79	1	1	2	15	14	29	19	24	43	8.9	9.2	9.0	2.6	2.5	2.5	4.3	5.5	4.9
Year 1930 .	454.0	432.0	886.0	40	23	63	3	...	3	21	18	39	18	17	35	8.8	5.3	7.1	7.5	...	4.8	4.0	3.9	4.0
" 1931 .	449.5	428.5	878.0	34	28	62	2	1	3	18	9	27	21	13	34	7.6	6.5	7.1	5.9	3.6	4.8	4.7	3.0	3.9
" 1932 .	449.5	437.5	887.0	34	43	77	1	...	1	12	11	23	14	19	33	7.6	9.8	8.7	2.9	...	1.3	3.1	4.3	3.7
" 1933 .	476.5	460.0	936.5	87	68	155	4	1	5	18	17	35	18	18	36	18.3	14.8	16.6	4.6	1.5	3.2	3.8	3.9	3.8
" 1934 .	497.5	500.0	997.5	30	72	102	3	3	6	15	6	21	17	15	32	6.0	14.4	10.2	10.0	4.2	5.9	3.4	3.0	3.2
Average of 5 Years }	465.4	451.6	917.0	45	47	92	3	1	4	17	12	29	18	16	34	9.7	10.4	10.0	6.7	2.1	4.3	3.9	3.5	3.7



APPENDIX.—TABLE IV.—continued.  
(e) *The Statistics of Pauper Lunatics in Private Dwellings for each Year from 1920 to 1934.*

YEARS.	Admitted to Roll of Patients in Private Dwellings.						Ceased to be Patients in Private Dwellings.						Died.			On Roll at 31st December of each year.						Percentage of Recoveries on Admissions.			Percentage of Deaths on the Numbers at 31st December of each year.		
	Intimated by Inspectors of Poor.			Transferred from Asylums.			Total.			Recovered.			Removed from Roll by Friends.			Transferred to Asylum.			M.			M.			M.		
	M.	F.	T.	M.	F.	T.	M.	F.	T.	M.	F.	T.	M.	F.	T.	M.	F.	T.	M.	F.	T.	M.	F.	T.	M.	F.	T.
During 1920	15	29	44	34	54	88	49	83	132	5	11	16	11	13	24	44	88	132	898	1132	2030	10	13	12	30	36	33
" 1921	16	19	35	22	47	69	38	66	104	4	8	12	9	9	18	50	67	117	848	1067	1915	11	12	12	29	44	38
" 1922	11	21	32	23	33	54	34	54	88	2	5	7	7	6	13	45	58	103	804	1014	1818	6	9	8	30	37	34
" 1923	21	12	33	46	74	86	67	86	153	9	5	14	11	5	16	48	41	89	784	1005	1789	13	6	9	24	44	35
" 1924	11	19	30	36	41	60	47	60	107	6	5	11	5	9	14	36	55	91	767	959	1726	13	8	10	22	39	31
Average of 5 Years	15	20	35	32	50	77	47	70	117	5	7	12	9	8	17	44	62	106	820	1036	1856	11	10	10	28	40	34
During 1925	13	20	33	36	57	77	49	77	126	5	3	8	7	8	15	34	47	81	745	946	1691	10	4	6	34	34	34
" 1926	13	18	31	22	41	59	35	59	94	4	5	9	3	10	13	30	39	69	723	915	1638	11	8	10	28	39	34
" 1927	5	6	11	38	47	53	43	53	96	1	6	7	8	3	11	37	29	66	698	897	1595	2	11	7	32	37	35
" 1928	12	15	27	26	49	64	38	64	102	3	3	6	3	4	7	35	46	81	679	875	1554	8	5	6	24	38	32
" 1929	6	7	13	34	26	40	40	33	73	2	5	7	5	5	10	31	47	78	655	811	1466	5	15	10	40	49	45
Average of 5 Years	10	13	23	31	44	57	41	57	98	3	4	7	5	6	11	33	42	75	700	889	1589	7	7	7	31	39	36
During 1930	6	6	12	29	30	35	35	36	71	5	4	9	4	3	7	30	41	71	633	773	1406	14	11	13	28	34	31
" 1931	3	4	7	35	34	38	38	38	76	5	10	15	1	3	4	27	28	55	623	738	1361	13	26	20	24	43	35
" 1932	3	4	7	19	46	50	22	50	72	2	5	7	1	3	4	30	28	58	595	723	1318	9	10	10	29	40	35
" 1933	4	5	9	42	39	44	46	44	90	6	6	12	4	4	8	23	36	59	599	691	1290	13	14	13	15	43	30
" 1934	2	3	5	24	20	26	26	23	49	4	4	8	2	3	5	18	31	49	588	661	1249	15	17	16	22	23	22
Average of 5 Years	4	4	8	30	34	38	33	38	72	4	6	10	3	3	6	25	33	58	608	717	1325	12	16	14	23	36	31



The numbers of Private and Pauper Lunatics and the numbers of Private and Rate-aided Voluntary Boarders of each Sex in each Royal and District Asylum, Private Asylum, Parochial Asylum, and Licensed Poorhouse in Scotland on 1st January 1935, and the accommodation in these establishments.

ASYLUM.	Where Situated.	Name of Superintendent.	Number of Certified Patients.										Number of Voluntary Boarders.					Total No. of Patients.	Number of Beds for Patients.				
			Private.					Pauper.					Total.		Private.		Rate-Aided.					Total	
			M.		F.	T.	M.	F.	T.	M.	F.	T.	M.	F.	T.	M.	F.					T.	
			M.	F.	M.	F.	T.	M.	F.	M.	F.	T.	M.	F.	M.	F.	T.						
Aberdeen Royal Mental Hosp.	Aberdeen	Dr. R. Dods Brown.	141	165	306	257	278	535	398	443	841	14	25	1	3	43	884	433	517	950			
Crichton Royal Institution.	Dumfries.	Dr. C. C. Easterbrook	153	213	366	165	161	326	318	374	692	127	155	3	3	288	980	737	723	1460			
Dundee Royal	Dundee	Miss M. E. Whyte	12	22	34	...	...	...	12	22	34	5	6	...	...	11	45	25	45	70			
Royal Edinburgh Hospital for Mental Disorders	Edinburgh	Dr. D. K. Henderson	215	271	486	81	93	174	296	364	660	84	105	13	7	209	869	407	476	883			
Glasgow Royal Mental Hosp.	Glasgow	Dr. A. MacNiven	165	204	369	11	12	23	176	216	392	46	105	...	...	151	543	235	316	551			
Montrose Royal	Montrose.	Dr. C. J. Shaw	98	92	190	294	308	602	392	400	792	30	18	3	4	55	847	436	433	869			
Murray's Royal.	Perth	Dr. W. D. Chambers	56	69	125	...	...	...	56	69	125	30	40	...	...	...	195	141	130	271			
Aberdeen District.	Kingsseat, New Machar	Dr. J. S. Annandale	31	...	31	335	320	655	366	320	686	...	...	11	12	23	709	400	398	798			
Argyll District.	Lochgilphead	Dr. D. Ross	30	21	51	255	264	519	285	285	570	3	2	5	4	14	584	298	292	590			
Ayr District.	Ayr	Dr. G. D. M'Rae	38	31	69	317	283	600	355	314	669	...	5	2	2	9	678	357	321	678			
Banff District.	Lady'sbridge	Dr. G. M. Bell	7	1	8	98	92	190	105	93	198	...	...	6	3	9	207	121	100	221			
Dundee District.	Dundee	Dr. W. T. Mackenzie	21	1	22	282	304	586	303	305	608	...	1	...	...	1	609	303	306	609			
East Lothian District.	Haddington	Miss Jean Sinclair	7	7	14	98	108	206	105	115	220	...	2	...	...	3	223	110	127	237			
Edinburgh District.	Bangour, W. Lothian	Dr. W. M'Alister	11	10	21	454	485	939	465	495	960	1	1	53	44	99	1059	526	552	1078			
Fife District.	Cupar, Fife	Dr. W. Boyd	36	23	59	412	419	831	448	442	890	1	2	10	18	31	921	459	484	943			
Glasgow District	Gartloch, Gartcosh	Dr. A. M. Dryden	26	...	26	461	404	865	487	404	891	...	...	...	...	...	891	487	404	891			
Glasgow District	Woodilee, Lenzie	Dr. H. Carr	40	...	40	621	554	1175	661	554	1215	...	...	...	...	...	1215	693	620	1313			
Govan District.	Crookston, Cardonald, Glasgow.	Dr. J. H. MacDonald	46	...	51	450	390	840	496	395	891	1	...	...	...	...	892	497	395	892			
Inverness District	Inverness	Dr. W. M'William	34	...	34	375	348	723	409	348	757	...	...	...	...	...	757	422	358	780			
Kirklands	Bothwell.	Dr. W. M. Buchanan	16	...	16	125	106	231	141	106	247	...	...	...	...	...	256	145	116	261			
Lanark District	Hartwood	Dr. N. T. Kerr	66	39	105	731	597	1328	797	636	1433	12	12	10	17	51	1484	830	676	1509			
Midlothian District.	Rosewell	Dr. J. H. C. Orr	23	8	31	168	184	352	191	192	383	...	...	8	5	13	396	199	197	396			
Moray (or Elgin) District.	Elgin	Miss A. A. Kinloch.	11	8	19	66	91	157	77	99	176	...	...	...	...	...	176	79	114	193			
Paisley District.	Riccartbar, Paisley.	Dr. Mary Knight	27	25	52	165	115	280	192	140	332	1	4	7	4	16	348	203	150	353			
Perth District.	Murthly	Dr. L. C. Bruce	17	4	21	191	223	414	208	227	435	...	...	...	...	1	436	212	245	457			
Renfrew District	Dykebar, Paisley	Dr. R. D. Hotchkiss.	13	...	13	189	203	392	202	203	405	...	...	1	1	2	407	203	204	407			
Roxburgh District.	Melrose	Dr. P. Steele	17	22	39	154	204	358	171	226	397	3	4	6	2	15	412	221	229	450			
Stirling District.	Larbert	Dr. R. B. Campbell.	56	14	70	520	441	961	576	455	1031	2	4	9	15	30	1061	593	486	1079			
Totals in Royal and Dis			1413	1255	2668	7275	6987	14,262	8688	8242	16,930	360	491	152	151	1154	8,084	9772	9414	19,186			



APPENDIX.—TABLE V.—*continued.*

The numbers of Private and Pauper Lunatics and the numbers of Private and Rate-aided Voluntary Boarders of each Sex in each Royal and District Asylum, Private Asylum, Parochial Asylum, and Licensed Poorhouse in Scotland on 1st January 1935, and the accommodation in these establishments.

ASYLUM.	Where Situated.	Name of Superintendent.	Number of Certified Patients.										Number of Voluntary Boarders.						Total No. of Patients.	Number of Beds for Patients.			
			Private.			Pauper.			Total.				Private.			Rate-Aided.							Total
			M.	F.	T.	M.	F.	T.	M.	F.	T.	M.	F.	T.	M.	F.	T.						
New Saughton Hall Private.	Polton	Brought forward	1413	1255	2668	7275	6987	14,262	8688	8242	16,930	360	491	152	151	1154	18,084	9772	9414	19,186			
St. Andrews Private	Hawick	Dr. W. M'C. Harrowes	11	23	34	...	...	...	11	23	34	16	12	...	...	28	62	30	40	70			
		Sister Mary Agnes	...	5	5	...	...	...	...	5	5	...	8	...	...	8	13	...	18	18			
Totals in Private Asylums			11	23	39	...	...	...	11	23	39	16	20	...	...	36	75	30	58	88			
Greenock Parochial (Lunatic Wards with Unrestricted Licence).	Greenock	Mr. G. Gibson	7	...	7	141	115	256	148	115	263	...	...	...	...	...	263	148	115	263			
Buchan Poorhouse	New Maud	Mr. H. MacPhail	...	...	...	25	23	48	25	23	48	...	...	...	...	...	48	26	26	52			
Cunninghame Poorhouse	Irvine	Mr. A. M. Gillespie	...	...	...	44	36	80	44	36	80	...	...	...	...	...	80	49	50	99			
Dumbarton Poorhouse	Dumbarton	Mr. J. A. Logan	...	...	...	30	28	58	30	28	58	...	...	...	...	...	58	30	30	60			
Dundee (East) Poorhouse	Dundee	Mr. C. Gow	...	...	...	47	49	96	47	49	96	...	...	...	...	...	96	50	50	100			
Govan Poorhouse	Glasgow	Dr. W. J. Richard	1	...	1	149	181	330	150	181	331	...	...	...	...	...	331	160	229	389			
Inveresk Poorhouse	Musselburgh	Mr. J. Thom	...	...	...	14	16	30	14	16	30	...	...	...	...	...	30	16	16	32			
Kincardine Poorhouse	Stonehaven	Mr. J. Hall	...	...	...	18	21	39	18	21	39	...	...	...	...	...	39	21	21	42			
Lewis Poorhouse	Stornoway	Mr. R. H. Drummond	...	...	...	15	14	29	15	14	29	...	...	...	...	...	29	19	16	35			
Linlithgow Poorhouse	Linlithgow	Mr. D. R. Beattie	...	...	...	18	18	36	18	18	36	...	...	...	...	...	36	18	18	36			
Long Island Poorhouse	Lochnaddy	Mr. Ronald Wilson	...	...	...	23	13	36	23	13	36	...	...	...	...	...	36	30	16	46			
Old Monkland Poorhouse	Coatbridge	Mr. J. M. Bayne	...	...	...	22	25	47	22	25	47	...	...	...	...	...	47	25	25	50			
Paisley Poorhouse	Paisley	Mr. H. Black	...	...	...	49	54	103	49	54	103	...	...	...	...	...	103	54	66	120			
Perth Poorhouse	Perth	Mr. J. R. Hutcheon	...	...	...	19	30	49	19	30	49	...	...	...	...	...	49	20	32	52			
Wigtown Poorhouse	Stranraer	Mr. J. B. Ormiston	...	...	...	21	16	37	21	16	37	...	...	...	...	...	37	21	16	37			
Totals in Poorhouses with Restricted Licences			1	...	1	494	524	1018	495	524	1019	...	...	...	...	...	1019	539	611	1150			
GENERAL TOTALS			1432	1283	2715	7910	7626	15,536	9342	8909	18,251	376	511	152	151	1190	19,441	10,489	10,198	20,687			



The Number of Pauper Lunatics chargeable to each Lunacy District who were resident in Establishments or in Private Dwellings respectively, on 1st January of each Year from 1926 to 1935.

(Inmates of Schools for Imbeciles are not included in this Table.)

LUNACY DISTRICTS AND POPULATIONS FOR 1931.	SCOTLAND.		ABERDEEN COUNTY.		ABERDEEN CITY.		ANGUS COUNTY.		ABERDEEN BURGH.		KIN- CARDINE COUNTY.		ARGYLE COUNTY.		AYR COUNTY.		AYR BURGH.		KIL- MARNOCK BURGH.		BANFF COUNTY.	
	Estab- lish- ments.	Private Dwellings.	Estab.	Priv.	Estab.	Priv.	Estab.	Priv.	Estab.	Priv.	Estab.	Priv.	Estab.	Priv.	Estab.	Priv.	Estab.	Priv.	Estab.	Priv.	Estab.	Priv.
Year 1926 . . . . .	13,754	1691	581	47	579	38	395	33	309	35	599	33	194	34	599	33	194	34	599	33	194	34
" 1927 . . . . .	13,894	1638	573	46	595	37	378	30	307	33	599	33	203	32	599	33	203	32	599	33	203	32
" 1928 . . . . .	14,072	1595	558	45	610	38	393	29	302	30	617	31	197	32	617	31	197	32	617	31	197	32
" 1929 . . . . .	14,423	1554	557	44	633	37	398	30	320	28	620	30	207	25	620	30	207	25	620	30	207	25
" 1930 . . . . .	14,546	1466	550	44	652	35	391	28	306	28	617	29	199	24	617	29	199	24	617	29	199	24
Absolute Annual Average of five years . . . . .	14,137.8	1588.8	563.8	45.2	613.8	37.0	391.0	30.0	308.8	30.8	610.4	31.2	200.0	29.4	610.4	31.2	200.0	29.4	610.4	31.2	200.0	29.4
Annual Average per 100,000 of Population (calculated on the Populations of 1921)	290	32	368	29	386	23	294	23	402	40	204	10	349	51	204	10	349	51	204	10	349	51
Year 1931 . . . . .	14,807	1406	586	42	644	33	223	15	69	6	91	5	299	20	479	25	96	2	79	3	192	23
" 1932 . . . . .	15,131	1361	600	37	670	31	228	13	69	5	97	5	314	25	473	24	94	2	84	1	195	23
" 1933 . . . . .	15,182	1318	608	43	633	31	218	13	67	5	94	4	309	24	480	23	104	2	88	1	195	21
" 1934 . . . . .	15,340	1290	602	46	643	27	222	12	63	6	101	4	308	23	489	21	96	2	86	1	187	18
" 1935 . . . . .	15,536	1249	593	44	647	27	240	12	64	7	104	4	301	21	494	19	91	2	85	1	193	20
Absolute Annual Average of five years . . . . .	15,199.2	1324.8	597.8	42.2	647.2	29.8	226.2	13.0	66.4	5.4	97.4	4.4	306.2	24.4	483.0	22.4	96.2	2.0	84.4	1.4	192.4	21.0
Annual Average per 100,000 of Population (calculated on the Populations of 1931)	314	27	411	29	387	18	294	17	377	31	355	16	486	39	230	11	262	5	222	4	350	38

NOTE.—All the figures in this Table for the years 1926-30 are in respect of the Lunacy Districts which existed up to 15th May 1930. For 1931, and subsequent years the figures are shown in respect of each of the Counties and large Burghs which, under the Local Government (Scotland) Act, 1929, became the administrative areas for Lunacy and Mental Deficiency. The grouping in the Table has been retained as nearly as possible in accordance with the old arrangement, for the purpose of comparison, but in certain cases the former Lunacy District was not exactly coterminous with the new area.







APPENDIX.—TABLE VI.—*continued.*

The Number of Pauper Lunatics chargeable to each Lunacy District, who were resident in Establishments or in Private Dwellings respectively, on 1st January of each Year from 1926 to 1935.

(Inmates of Schools for Imbeciles are not included in this Table.)

LUNACY DISTRICTS AND POPULATIONS FOR 1931.	GLASGOW BURGH.		INVERNESS COUNTY.		INVERNESS BURGH.		ROSS COUNTY.		SUTHER- LAND COUNTY.		LANARK COUNTY.		AIRDRIE BURGH.		COAT- BRIDGE BURGH.		HAMILTON BURGH.		MOTHER- WELL AND WISHAW BURGH.		RUTHER- GLEN BURGH.	
	Estab.	Priv. Dwell.	Estab.	Priv. Dwell.	Estab.	Priv. Dwell.	Estab.	Priv. Dwell.	Estab.	Priv. Dwell.	Estab.	Priv. Dwell.	Estab.	Priv. Dwell.	Estab.	Priv. Dwell.	Estab.	Priv. Dwell.	Estab.	Priv. Dwell.	Estab.	Priv. Dwell.
Year 1926 . . . . .	3243	396	758	308	758	308	291	114	77	13	713	24	81	8	131	5	104	9	172	4	78	...
" 1927 . . . . .	3279	400	771	296	771	296	293	107	83	12	769	24	77	7	132	6	107	9	182	3	83	...
" 1928 . . . . .	3354	380	777	285	777	285	297	108	79	11	786	22	84	6	133	6	109	10	187	3	82	...
" 1929 . . . . .	3464	354	796	279	796	279	295	107	77	10	802	21	87	6	135	3	109	8	192	3	84	...
" 1930 . . . . .	3497	324	805	263	805	263	295	105	78	10	838	20	88	5	137	3	112	7	200	4	84	...
Absolute Annual Average of five years . . . . .	3367.4	370.8	781.4	286.2	781.4	286.2	294.2	108.2	78.8	11.2	781.6	22.2	83.4	6.4	133.6	4.6	108.2	8.6	186.6	3.4	82.2	...
Annual Average per 100,000 of Population (calculated on the Populations of 1921)	321	35	434	159	434	159	291	114	77	13	713	24	81	8	131	5	104	9	172	4	78	...
Year 1931 . . . . .	3753	315	797	297	797	297	291	114	77	13	713	24	81	8	131	5	104	9	172	4	78	...
" 1932 . . . . .	3780	311	798	298	798	298	293	107	83	12	769	24	77	7	132	6	107	9	182	3	83	...
" 1933 . . . . .	3805	307	798	298	798	298	297	108	79	11	786	22	84	6	133	6	109	10	187	3	82	...
" 1934 . . . . .	3871	306	795	295	795	295	295	107	77	10	802	21	87	6	135	3	109	8	192	3	84	...
" 1935 . . . . .	3932	304	796	296	796	296	295	105	78	10	838	20	88	5	137	3	112	7	200	4	84	...
Absolute Annual Average of five years . . . . .	3828.2	308.6	796.8	296.8	796.8	296.8	294.2	108.2	78.8	11.2	781.6	22.2	83.4	6.4	133.6	4.6	108.2	8.6	186.6	3.4	82.2	...
Annual Average per 100,000 of Population (calculated on the Populations of 1931)	352	28	499	164	499	164	291	114	77	13	713	24	81	8	131	5	104	9	172	4	78	...

See footnote on page 11.

† The figures for the years 1926-30 include the County of Nairn which, for Lunacy purposes, is now a Joint County with Morayshire (Q.V.).







## APPENDIX.—TABLE VI.—continued.

The Number of Pauper Lunatics chargeable to each Lunacy District, who were resident in Establishments or in Private Dwellings respectively, on 1st January of each Year from 1926 to 1935.

(Inmates of Schools for Imbeciles are not included in this Table.)

LUNACY DISTRICTS AND POPULATIONS FOR 1931.	BERWICK COUNTY.		ROXBURGH COUNTY.		SELKIRK COUNTY.		STIRLING COUNTY.		WEST LOTHIAN COUNTY.		DUNBARTON COUNTY.		CLACK- MANNAN COUNTY.		STIRLING BURGH.		FALKIRK BURGH.		CLYDEBANK BURGH.		DUMBARTON BURGH.		ZETLAND COUNTY.	
	Estab.	Priv. Dwelling.	Estab.	Priv. Dwelling.	Estab.	Priv. Dwelling.	Estab.	Priv. Dwelling.	Estab.	Priv. Dwelling.	Estab.	Priv. Dwelling.	Estab.	Priv. Dwelling.	Estab.	Priv. Dwelling.	Estab.	Priv. Dwelling.	Estab.	Priv. Dwelling.	Estab.	Priv. Dwelling.	Estab.	Priv. Dwelling.
Year 1926 . . . . .	304	27	304	27	304	27	304	27	304	27	304	27	304	27	304	27	304	27	304	27	304	27	304	27
" 1927 . . . . .	314	27	314	27	314	27	314	27	314	27	314	27	314	27	314	27	314	27	314	27	314	27	314	27
" 1928 . . . . .	313	26	313	26	313	26	313	26	313	26	313	26	313	26	313	26	313	26	313	26	313	26	313	26
" 1929 . . . . .	318	24	318	24	318	24	318	24	318	24	318	24	318	24	318	24	318	24	318	24	318	24	318	24
" 1930 . . . . .	330	22	330	22	330	22	330	22	330	22	330	22	330	22	330	22	330	22	330	22	330	22	330	22
Absolute Annual Average of five years . . . . .	315.8	25.2	315.8	25.2	315.8	25.2	315.8	25.2	315.8	25.2	315.8	25.2	315.8	25.2	315.8	25.2	315.8	25.2	315.8	25.2	315.8	25.2	315.8	25.2
Annual Average per 100,000 of Population (calculated on the Populations of 1921)	330	26	330	26	330	26	330	26	330	26	330	26	330	26	330	26	330	26	330	26	330	26	330	26
Year 1931 . . . . .	97	15	166	4	74	2	239	15	166	13	210	10	75	6	60	4	97	2	122	12	66	5	80	20
" 1932 . . . . .	100	14	172	4	65	2	235	11	169	14	229	10	77	6	66	3	95	2	120	14	65	4	80	19
" 1933 . . . . .	100	14	174	2	66	1	228	10	196	12	223	10	83	6	72	3	99	2	117	15	74	5	80	18
" 1934 . . . . .	100	14	177	2	68	1	222	11	193	15	232	10	76	6	66	3	98	2	123	15	72	5	82	16
" 1935 . . . . .	101	13	182	2	63	1	226	11	203	14	230	10	79	6	57	4	92	2	121	13	71	5	90	15
Absolute Annual Average of five years . . . . .	99.6	14.0	174.2	2.8	67.2	1.4	230.0	11.6	185.4	13.6	224.8	10.0	78.0	6.0	64.2	3.4	96.2	2.0	120.6	13.8	69.6	4.8	82.4	17.6
Annual Average per 100,000 of Population (calculated on the Populations of 1931)	374	53	380	6	297	6	214	11	228	17	284	13	244	19	284	15	263	5	257	29	323	22	385	82

See footnote on page 11.



APPENDIX.—TABLE VII.

The Number of Pauper Lunatics of each Sex chargeable to each County and Large Burgh in Scotland on 1st January 1935, and the manner of their disposal.

COUNTIES.	Population in 1931.	Number of Pauper Lunatics at 1st January 1935.	DISPOSAL OF PAUPER LUNATICS.														
			In Establishments.						In Private Dwellings and under sanction of the Board.								
			In Asylums and In Wards of Poorhouse with Unrestricted Licence.			In Wards of Poor-houses with Restricted Licences.			With Relatives and alone.			With Strangers.					
			M.	F.	T.	M.	F.	T.	M.	F.	T.	M.	F.	T.			
1. Aberdeen	145,601	305	332	637	260	280	540	26	27	53	6	5	11	13	20	33	1
2. Angus	76,970	124	128	252	113	118	231	6	3	9	3	3	2	5	7	2	3
3. Argyll	63,050	156	166	322	113	159	301	...	...	...	9	3	12	5	9	3	4
4. Ayr	210,334	279	234	513	239	292	441	30	23	53	8	8	16	2	4	3	4
5. Banff	54,907	111	102	213	99	92	191	1	1	2	3	3	6	9	11	3	5
6. Berwick	26,612	52	62	114	45	56	101	...	...	...	3	4	7	6	6	2	7
7. Bute	18,823	24	36	60	24	33	57	...	...	...	...	...	...	...	...	...	8
8. Caithness	25,656	61	67	128	50	54	104	...	...	...	7	10	17	4	2	2	9
9. Clackmannan	31,948	39	46	85	38	41	79	...	...	...	1	1	3	...	3	3	10
10. Dumfries	58,252	61	74	135	59	68	127	...	...	...	2	2	3	...	5	5	11
11. Dunbarton	79,246	119	121	240	97	93	190	18	22	40	...	3	3	4	3	7	12
12. East Lothian	47,338	61	72	133	58	66	124	1	3	4	...	1	1	2	2	3	13
13. Fife	197,436	299	310	609	283	287	570	23	14	37	9	8	17	7	15	22	14
14. Inverness	59,525	211	183	394	133	126	259	8	12	20	...	1	1	2	2	4	15
15. Kincardine	27,442	50	58	108	41	43	84	...	...	...	...	...	...	...	...	...	16
16. Kirkcubright	30,341	56	41	97	54	37	91	...	...	...	3	5	8	4	4	5	17
17. Lanark	300,847	444	414	858	432	402	834	1	3	4	3	3	11	3	3	6	18
18. Midlothian	87,286	128	130	258	120	112	232	2	4	6	5	5	14	9	7	17	19
19. Moray and Nairn	49,100	104	116	220	89	105	194	...	...	...	...	...	...	...	...	...	20
20. Orkney	22,077	44	58	102	41	49	90	...	...	...	1	6	7	2	3	5	21
21. Peebles	15,051	21	23	44	21	22	43	...	...	...	...	...	...	...	...	...	22
22. Perth and Kinross	93,440	170	201	371	159	194	353	1	3	4	1	3	4	1	9	10	23
23. Renfrew	103,611	136	123	259	115	108	223	14	13	27	1	1	...	2	6	8	24
24. Ross	62,799	212	188	400	142	124	266	15	14	29	43	44	87	12	6	18	25
25. Roxburgh	45,788	81	103	184	80	102	182	...	...	...	1	1	1	...	1	1	26
26. Selkirk	22,608	26	38	64	26	37	63	...	...	...	...	...	...	...	...	...	27
27. Stirling	107,288	128	109	237	121	105	226	...	...	...	2	2	4	5	5	7	28
28. Sutherland	16,101	41	47	88	40	38	78	...	...	...	1	6	7	...	3	3	29
29. West Lothian	81,431	120	97	217	96	78	174	15	14	29	2	2	3	7	4	11	30
30. Wigtown	29,331	38	50	88	26	33	59	7	14	21	2	2	3	3	3	3	31
31. Zetland	21,421	45	60	105	38	52	90	...	...	...	6	8	14	...	1	1	
Totals in Counties	2,211,660	3746	3789	7535	3281	3316	6597	168	172	340	156	171	327	141	130	271	



The Number of Pauper Lunatics of each Sex chargeable to each County and Large Burgh in Scotland on 1st January 1935, and the manner of their disposal.

LARGE BURGHS.	Population in 1931.	Number of Pauper Lunatics at 1st January 1935.			DISPOSAL OF PAUPER LUNATICS.											
					In Establishments.			In Private Dwellings and under sanction of the Board.								
		M.	F.	T.	In Asylums and in Wards of Poorhouse with Unrestricted Licence.			In Wards of Poor-houses with Restricted Licences.			With Relatives and alone.			With Strangers.		
		M.	F.	T.	M.	F.	T.	M.	F.	T.	M.	F.	T.	M.	F.	T.
1. Aberdeen	167,258	352	322	674	336	311	647	...	...	...	1	5	6	15	6	21
2. Airdrie	25,954	55	38	93	52	33	85	1	2	3	1	1	2	1	2	3
3. Arbroath	17,635	35	36	71	34	29	63	1	...	1	...	4	4	...	3	3
4. Ayr	36,783	46	47	93	41	46	87	4	...	4	...	1	2	...	...	...
5. Clydebank	46,952	86	48	134	53	36	89	26	6	32	3	5	8	4	1	5
6. Coatbridge	43,056	81	59	140	61	37	98	20	19	39	...	1	1	...	2	2
7. Dumbarton	21,546	50	26	76	36	23	59	10	2	12	1	1	2	...	3	3
8. Dumfries	22,795	29	24	53	27	23	50	...	...	...	...	2	1	...	...	...
9. Dundee	175,585	339	390	729	284	311	595	46	49	95	2	2	4	7	...	2
10. Dunfermline	35,058	41	52	93	36	49	85	...	...	...	1	...	1	4	...	35
11. Edinburgh	439,010	586	669	1,255	500	537	1,037	31	36	67	5	2	7	50	94	144
12. Falkirk	36,566	52	42	94	48	41	89	2	1	3	1	...	1	1	...	1
13. Glasgow	1,088,461	2,185	2,051	4,236	1,897	1,704	3,601	150	181	331	19	22	41	119	144	263
14. Greenock	78,949	152	116	268	142	116	258	...	...	...	...	...	...	10	...	10
15. Hamilton	37,862	68	51	119	65	47	112	...	...	...	...	...	...	3	4	7
16. Inverness	22,583	43	61	104	35	48	83	...	...	...	1	3	4	7	10	17
17. Kilmarnock	38,100	43	43	86	38	32	70	5	10	15	...	...	...	4	2	6
18. Kirkcaldy	43,874	94	68	162	85	62	147	...	...	...	5	4	9	...	...	...
19. Motherwell and Wishaw	64,710	124	80	204	122	78	200	...	...	...	2	2	4	...	...	...
20. Paisley	86,445	134	118	252	91	77	168	30	41	71	...	...	...	13	...	13
21. Perth	34,807	47	55	102	46	51	97	...	4	4	...	...	...	1	...	1
22. Port Glasgow	19,581	32	35	67	29	32	61	...	...	...	2	2	4	1	1	2
23. Rutherglen	25,157	46	38	84	46	37	83	...	1	1	...	...	...	1	...	...
24. Stirling	22,593	32	29	61	31	26	57	...	...	...	1	...	1	...	...	3
Totals in Large Burghs	2,631,320	4,752	4,498	9,250	4,135	3,786	7,921	326	352	678	46	57	103	245	303	548
Totals in Counties (Brought forward)	2,211,660	3,746	3,789	7,535	3,281	3,316	6,597	168	172	340	156	171	327	141	130	271
GENERAL TOTALS	4,842,980	8,498	8,287	16,785	7,416	7,102	14,518	494	524	1,018	202	228	430	386	433	819



## APPENDIX.—TABLE VIII.

The manner in which the Pauper Lunatics chargeable to each County and Large Burgh, placed on the Register of the Board during 1934, were dealt with, and the changes that have taken place during the year in respect of those on the Register on 1st January of that year.

COUNTIES.	Number of Pauper Lunatics at 1st January 1934.				ESTABLISHMENT PATIENTS.*										"BOARDED-OUT" PATIENTS.					
	In Estab- lishments.		"Boarded- Out" in Private Dwellings.		Number intimated during the year.	Placed in Establishments.				Discharged from Establishments.				Patients intimated during 1934.		Transferred from Estab- lishments.		Removed from Jurisdiction of Board.		Died.
	M.	F.	M.	F.	M.	F.	M.	F.	M.	F.	M.	F.	M.	F.	M.	F.	M.	F.	M.	F.
1. Aberdeen	293	309	20	26	36	34	36	34	2	2	16	14	4	4	23	17	1	1	1	1
2. Angus	112	110	5	7	21	22	21	22	1	1	4	3	2	2	6	8	...	...	...	...
3. Argyll	148	160	14	9	17	19	17	19	...	...	9	10	3	3	10	12	...	...	...	...
4. Ayr	266	223	11	10	52	34	52	34	1	1	11	14	2	2	39	17	...	...	...	...
5. Banff	99	88	9	9	6	12	6	12	...	...	3	3	...	...	2	5	...	...	...	...
6. Berwick	48	52	7	2	5	5	5	5	1	1	3	3	...	...	...	2	...	...	...	...
7. Bute	22	31	...	...	3	3	3	3	...	...	...	...	...	...	1	1	...	...	...	...
8. Caithness	44	52	11	13	10	6	10	6	...	...	4	1	...	...	...	3	...	...	...	...
9. Clackmannan	39	37	1	5	6	7	6	7	...	...	4	1	...	...	...	2	...	...	...	...
10. Dumfries	66	75	2	6	8	20	8	20	...	...	6	16	...	...	...	8	...	...	...	...
11. Dunbarton	118	114	3	7	22	20	22	20	1	1	7	7	2	2	16	10	...	...	...	...
12. East Lothian	57	75	3	3	11	10	11	10	...	...	3	8	...	...	6	7	...	...	...	...
13. Fife	280	288	16	25	42	39	42	39	1	1	15	15	1	1	20	21	...	...	...	...
14. Inverness	155	140	56	44	25	23	25	23	2	2	9	6	...	...	14	17	...	...	...	...
15. Kincardine	49	52	1	3	7	9	7	9	...	...	2	1	2	2	2	2	...	...	...	...
16. Kirkcudbright	54	37	2	4	12	3	12	3	...	...	6	2	...	...	6	2	...	...	...	...
17. Lanark	401	401	12	9	70	52	70	52	...	...	16	21	1	1	24	26	...	...	...	...
18. Midlothian	118	111	8	14	23	19	23	19	2	2	8	2	6	6	3	8	...	...	...	...
19. Moray and Nairn	90	113	17	14	13	12	13	12	1	1	2	2	...	...	13	17	...	...	...	...
20. Orkney	42	37	4	9	6	16	6	16	...	...	1	1	...	...	6	2	...	...	...	...
21. Peebles	21	21	...	1	2	3	2	3	...	...	1	1	...	...	1	1	...	...	...	...
22. Perth and Kinross	157	198	10	4	23	20	22	20	...	...	8	12	1	1	11	12	...	...	...	...
23. Renfrew	127	118	7	2	19	23	19	23	...	...	6	16	1	1	10	4	...	...	...	...
24. Ross	162	133	55	52	13	18	13	18	...	...	9	5	1	1	6	11	...	...	...	...
25. Roxburgh	82	95	1	1	7	11	7	11	...	...	2	2	...	...	7	4	...	...	...	...
26. Selkirk	27	41	...	1	5	2	5	2	...	...	3	2	...	...	3	4	...	...	...	...
27. Stirling	117	105	7	4	22	22	22	22	...	...	9	14	...	...	9	7	...	...	...	...
28. Sutherland	41	36	1	9	6	6	6	6	...	...	2	2	...	...	6	1	...	...	...	...
29. West Lothian	103	90	9	6	25	19	25	19	1	1	11	7	3	4	5	6	...	...	...	...
30. Wigtown	33	50	4	6	7	5	7	5	...	...	2	3	1	...	3	4	...	...	...	...
31. Zetland	33	49	7	9	11	9	11	9	...	...	2	1	...	...	4	7	...	...	...	...
									5	16	100	100	30	31	975	951	14	8	2	9



The manner in which the Pauper Lunatics chargeable to each County and Large Burgh, placed on the Register of the Board during 1934, were dealt with, and the changes that have taken place during the year in respect of those on the Register on 1st January of that year.

LARGE BURGHS.	Number of Pauper Lunatics at 1st January 1934.				ESTABLISHMENT PATIENTS.*										"BOARDED-OUT" PATIENTS.										
	In Estab-lishments.		"Boarded-Out" in Private Dwellings.		Number intimated during the year.	Placed in Establishments.				Discharged from Establishments.				Died.		Patients intimated during 1934.		Transferred from Estab-lishments.		Removed from Jurisdiction of Board.				Died.	
						Patients intimated during 1934.		"Boarded-Out" Patients transferred.		Recovered.		Removed from Poor Roll or from Juris-diction of Board.								By Recovery.		By Friends.			
	M.	F.	M.	F.	M.	F.	M.	F.	M.	F.	M.	F.	M.	F.	M.	F.	M.	F.	M.	F.	M.	F.	M.	F.	
1. Aberdeen	329	314	16	11	44	36	44	36	...	...	14	15	2	2	22	19	...	...	...	...	...	...	...	...	
2. Airdrie	52	35	2	4	7	6	7	6	...	...	3	2	...	...	3	5	...	...	...	...	...	...	...	...	
3. Arbroath	33	30	...	6	7	2	7	2	...	...	1	2	...	...	3	...	...	...	...	...	...	...	...	...	
4. Ayr	55	41	1	1	15	20	15	20	...	...	4	9	3	2	17	3	...	...	...	...	...	...	...	...	
5. Clydebank	79	44	8	7	14	11	14	11	1	1	11	8	...	...	6	1	...	...	...	...	...	...	...	...	
6. Coatbridge	85	50	...	3	11	10	11	10	...	...	6	2	...	...	6	3	...	...	...	...	...	...	...	...	
7. Dumbarton	45	27	4	1	12	3	12	3	...	...	6	4	...	...	6	3	...	...	...	...	...	...	...	...	
8. Dumfries	29	24	1	2	3	5	3	5	...	...	3	4	...	...	1	3	...	...	...	...	...	...	...	...	
9. Dundee	321	349	9	31	44	45	44	45	1	1	21	18	1	1	13	14	...	...	...	...	...	...	...	...	
10. Dunfermline	43	52	4	3	1	5	1	5	...	...	6	4	...	...	2	6	...	...	...	...	...	...	...	...	
11. Edinburgh	527	574	60	99	73	107	73	107	5	3	40	42	4	12	26	58	...	...	...	...	...	...	...	...	
12. Falkirk	63	45	2	...	6	8	6	8	...	...	4	6	...	...	4	6	...	...	...	...	...	...	...	...	
13. Glasgow	2026	1845	138	168	227	218	226	217	2	7	66	52	25	13	113	104	1	1	...	...	...	...	...	...	
14. Greenock	136	110	10	1	23	24	23	24	...	...	13	15	...	...	5	5	...	...	...	...	...	...	...	...	
15. Hamilton	61	48	4	4	6	3	6	3	1	...	2	3	...	...	2	3	...	...	...	...	...	...	...	...	
16. Inverness	35	52	8	14	7	10	7	10	...	...	3	2	...	...	4	6	...	...	...	...	...	...	...	...	
17. Kilmarnock	44	42	...	1	10	7	10	7	...	...	3	2	...	...	7	5	...	...	...	...	...	...	...	...	
18. Kirkcaldy	75	60	9	7	12	10	12	10	...	...	1	5	...	...	5	8	...	...	...	...	...	...	...	...	
19. Motherwell and Wishaw	118	74	1	2	17	15	17	15	...	...	7	4	...	...	15	8	...	...	...	...	...	...	...	...	
20. Paisley	112	116	13	...	36	22	36	22	...	...	10	11	...	...	2	3	...	...	...	...	...	...	...	...	
21. Perth	45	53	1	...	10	14	10	14	...	...	4	7	1	2	3	3	...	...	...	...	...	...	...	...	
22. Port-Glasgow	27	30	4	3	4	7	4	7	1	...	1	2	...	...	2	3	...	...	...	...	...	...	...	...	
23. Rutherglen	45	39	...	...	4	2	4	2	...	...	1	...	...	...	2	3	...	...	...	...	...	...	...	...	
24. Stirling	34	32	1	2	4	2	4	2	...	...	5	3	...	...	2	4	...	...	...	...	...	...	...	...	
Totals in Large Burghs .	4409	4086	296	370	597	592	596	591	11	15	233	222	40	38	267	277	1	10	1	12	4	6	13	15	
Totals in Counties (Bro't forward)	3404	3441	303	321	535	503	534	501	7	16	182	192	30	24	275	251	1	14	3	8	9	9	9	9	
GENERAL TOTALS .	7813	7527	599	691	1132	1095	1130	1092	18	31	415	414	70	62	542	528	2	24	4	20	3	13	15	15	

\* Inmates of Schools for Imbeciles are not included in this Table.



## APPENDIX.—TABLE IX.

The Number of Orders granted by the Sheriffs for Admission of Lunatics into any Public, Private, District or Parochial Asylum or House, stating the Asylum or House to which such Order was sent, during the year ended 31st December 1934.

Orders granted by the Sheriffs of the County of	For the Admission of Patients into the		No. of Orders Granted.	Total.
1. Aberdeen .	Royal Mental Hospital, Aberdeen . .	Aberdeen . .	129	201
	District Asylum, Aberdeen . .	Aberdeen . .	72	
2. Angus .	Royal Asylum, Dundee . .	Dundee . .	8	176
	" Montrose . .	Montrose . .	77	
	District Asylum, Dundee . .	Dundee . .	86	
	" Lanark . .	Lanark . .	1	
	" Perth . .	Perth . .	1	
	" Roxburgh . .	Roxburgh . .	2	
	" Stirling . .	Stirling . .	1	44
3. Argyll .	District Asylum, Argyll . .	Argyll . .	44	
4. Ayr .	District Asylum, Argyll . .	Argyll . .	1	159
	" Ayr . .	Ayr . .	158	
5. Banff .	District Asylum, Banff . .	Banff . .	19	19
6. Berwick .	District Asylum, Roxburgh . .	Roxburgh . .	3	3
7. Bute .	District Asylum, Argyll . .	Argyll . .	7	7
8. Caithness .	Royal Asylum, Montrose . .	Montrose . .	15	15
9. Clackmannan	District Asylum, Stirling . .	Stirling . .	8	8
10. Dunbarton .	Royal Mental Hospital, Glasgow . .	Glasgow . .	1	15
	District Asylum, Lanark . .	Lanark . .	1	
	" Stirling . .	Stirling . .	13	
11. Dumfries .	Crichton Royal Institution, Dumfries . .	Dumfries . .	101	101
12. East Lothian.	District Asylum, East Lothian . .	East Lothian . .	22	
	" Edinburgh . .	Edinburgh . .	1	298
13. Edinburgh .	Royal Edinburgh Hospital for Mental Disorders		58	
	District Asylum, Edinburgh . .	Edinburgh . .	186	
	" Midlothian . .	Midlothian . .	44	
	Private Asylum, New Saughtonhall .	New Saughtonhall .	10	118
14. Fife .	Royal Edinburgh Hospital for Mental Disorders		1	
	District Asylum, Fife . .	Fife . .	117	92
15. Inverness .	District Asylum, Inverness . .	Inverness . .	92	
16. Kincardine .	Royal Mental Hospital, Aberdeen . .	Aberdeen . .	1	4
	Royal Asylum, Montrose . .	Montrose . .	2	
	District Asylum, Banff . .	Banff . .	1	
17. Kinross .			...	...
18. Kirkeudbright	Crichton Royal Institution, Dumfries . .	Dumfries . .	4	6
	District Asylum, Ayr . .	Ayr . .	1	
	" Lanark . .	Lanark . .	1	
	Carry forward . .		...	1289



APPENDIX.—TABLE IX.—*continued.*

The Number of Orders granted by the Sheriffs for Admission of Lunatics into any Public, Private, District or Parochial Asylum or House, stating the Asylum or House to which such Order was sent, during the year ended 31st December 1934.

Orders granted by the Sheriffs of the County of	For the Admission of Patients into the	No. of Orders Granted.	Total.
	<i>Brought forward</i>	...	1289
19. Lanark.	Crichton Royal Institution, Dumfries	1	
	Royal Mental Hospital, Glasgow	82	
	Royal Asylum, Montrose	1	
	District Asylum, Argyll	26	
	" Dundee	1	
	" Glasgow (Gartloch)	104	
	" Glasgow (Woodilee)	151	
	" Govan	107	
	" Inverness	1	
	Kirklands Asylum, Bothwell	28	
	District Asylum, Lanark	183	
	" Midlothian	6	
	" Paisley	5	
	" Perth	1	
	" Renfrew	14	
	" Roxburgh	4	
	" Stirling	3	
20. Moray	District Asylum, Morayshire	30	718
21. Nairn	Royal Mental Hospital, Aberdeen	1	30
	District Asylum, Inverness	1	
22. Orkney	Royal Mental Hospital, Aberdeen	1	2
	Royal Edinburgh Hospital for Mental Disorders	22	
23. Peebles	District Asylum, Midlothian	3	23
24. Perth	Royal Asylum, Perth	27	3
	District Asylum, Perth	66	
	" Dundee	2	
25. Renfrew	District Asylum, Argyll	1	95
	" Paisley	76	
	" Renfrew	38	
	Parochial Asylum, Greenock	46	
26. Ross	District Asylum, Inverness	13	161
27. Roxburgh	District Asylum, Roxburgh	37	13
	Private Asylum, St. Andrew's, Hawick	1	
28. Selkirk		...	38
29. Stirling	District Asylum, Stirling	172	...
30. Sutherland		...	172
31. West Lothian	District Asylum, Stirling	21	...
32. Wigtown	Crichton Royal Institution, Dumfries	6	21
33. Zetland	Royal Asylum, Montrose	20	6
			20
	TOTAL	...	2591



## APPENDIX.—TABLE X.

Average Number of Patients Resident, and the Results of Treatment in each Asylum or other Establishment, for the Year 1934.

## (a) Royal and District Asylums.

ROYAL AND DISTRICT ASYLUMS.			Average Number Resident.		Admissions (including Transfers).				Discharges.				Transfers.				Deaths.		Proportion of Recoveries per cent. on Admissions.		Proportion of Deaths per cent. on Average Number Resident.	
			M.	F.	M.	F.	M.	F.	M.	F.	M.	F.	M.	F.	M.	F.	M.	F.	M.	F.	M.	F.
			Total		Total		Total		Total		Total		Total		Total		Total		Total		Total	
1.	Aberdeen Royal Mental Hospital	(Private Patients Pauper)	138.5	165.5	27	29	10	10	5	9	1	2	1	2	1	2	8	11	37.0	34.5	5.8	6.6
2.	Aberdeen District Asylum		260.0	279.0	41	42	16	13	2	2	1	1	2	6	3	3	23	17	39.0	31.0	8.8	6.1
3.	Argyll District Asylum		398.5	444.5	68	71	26	23	7	11	2	3	3	6	3	3	31	28	38.2	32.4	7.8	6.3
4.	Ayr District Asylum		283.0	284.0	42	43	14	16	2	2	1	1	1	2	1	1	17	20	33.3	42.1	6.0	7.0
5.	Banff District Asylum		358.5	309.0	86	77	22	28	...	4	4	2	...	1	3	...	60	32	25.6	36.4	16.7	10.4
6.	Crichton Royal Institution, Dumfries	(Private Patients Pauper)	156.5	210.5	10	14	3	4	...	5	...	...	...	2	2	...	6	20	50.0	28.6	2.9	7.7
7.	Dundee Royal Asylum		168.5	166.0	29	34	17	24	...	4	...	...	...	1	1	...	16	19	58.6	70.6	9.5	11.4
8.	Dundee District Asylum		325.0	376.5	39	74	22	32	4	5	...	...	3	3	2	...	22	39	56.4	43.2	6.8	10.4
9.	East Lothian District Asylum		13.5	21.5	1	7	...	2	...	...	...	...	2	1	...	...	2	3	...	28.6	14.8	14.0
10.	Royal Edinburgh Hospital for Mental Disorders	(Private Patients Pauper)	299.0	299.5	45	50	21	18	...	...	...	...	...	9	1	...	14	12	46.7	36.0	4.7	4.0
11.	Edinburgh District Asylum		106.5	118.5	12	12	3	9	1	...	...	...	...	...	...	...	10	10	25.0	75.0	9.4	8.4
12.	Fife District Asylum		218.5	275.5	25	43	10	7	6	10	1	3	...	...	...	...	13	28	40.0	16.3	5.9	10.2
13.	Glasgow Royal Mental Hospital		82.0	87.0	6	16	1	2	...	...	...	...	2	2	...	...	7	4	16.7	12.5	8.5	4.6
14.	Glasgow District Asylum, Gartloch		300.5	362.5	31	59	11	9	6	10	1	3	2	2	...	...	20	32	35.5	15.3	6.7	8.8
15.	Glasgow District Asylum, Woodilee		459.5	494.5	99	114	49	40	2	5	1	1	12	13	1	1	23	54	49.5	35.1	5.0	10.9
16.	Govan District Asylum		448.0	442.5	62	69	24	28	3	3	1	1	4	1	4	3	26	34	38.7	40.6	5.8	7.7
17.	Inverness District Asylum		181.0	209.0	30	58	15	13	4	10	3	3	...	3	...	...	18	14	50.0	22.4	9.9	6.7
18.	Kirklands Asylum at Bothwell		473.5	405.0	86	31	18	5	8	7	...	...	3	22	...	...	30	20	20.9	16.1	6.3	4.9
19.	Lanark District Asylum		658.0	549.0	106	106	9	24	5	5	...	...	5	5	...	...	29	41	17.3	22.6	4.4	7.5
20.	Midlothian District Asylum		497.5	396.0	71	48	25	8	4	...	3	...	...	21	...	...	36	21	35.2	16.7	7.2	5.3
21.	Montrose Royal Asylum		410.0	347.0	58	57	20	17	1	1	...	...	...	...	...	...	7	10	25.0	33.3	8.3	10.4
22.	Murray District Asylum		138.5	107.5	16	12	4	...	...	...	...	...	...	1	...	...	43	41	28.8	34.9	5.5	6.5
23.	Paisley District Asylum		782.5	631.0	118	83	34	29	...	...	...	...	6	1	...	...	4	9	39.3	29.6	2.1	4.8
24.	Perth District Asylum		188.5	189.0	28	27	11	8	3	2	3	...	1	2	1	...	4	4	28.6	50.0	4.2	4.3
25.	Perth District Asylum		95.0	93.5	14	8	4	4	1	1	...	...	...	...	...	...	18	21	22.8	15.6	6.3	7.0
26.	Perth District Asylum		283.5	300.0	57	45	13	7	2	...	...	...	1	2	...	...	22	25	23.9	20.8	5.8	6.4
27.	Perth District Asylum		378.5	393.5	71	53	17	11	3	1	1	...	1	2	...	...	22	25	23.9	20.8	5.8	6.4
28.	Perth District Asylum		77.0	102.0	13	16	3	1	...	...	...	...	...	...	...	...	9	17	23.1	6.3	11.7	16.7
29.	Perth District Asylum		190.5	145.0	55	36	16	21	4	...	...	...	...	...	...	...	22	16	29.1	58.3	11.5	11.0
30.	Perth District Asylum		55.5	68.5	11	18	4	4	2	5	...	...	...	...	...	...	4	6	36.4	22.2	7.2	8.8
31.	Perth District Asylum		206.0	226.0	35	38	10	18	2	...	...	...	...	...	...	...	13	14	28.6	47.4	6.3	6.2
32.	Perth District Asylum		292.5	198.0	21	37	7	17	...	...	...	...	...	...	...	...	11	15	33.3	45.9	5.4	2.5
33.	Perth District Asylum		175.0	222.5	22	28	9	5	...	...	...	...	...	...	...	...	19	14	40.9	17.9	10.9	6.3
34.	Perth District Asylum		577.0	459.5	129	109	58	51	3	10	1	1	15	13	3	...	51	41	45.0	46.8	8.8	8.9



## APPENDIX.—TABLE X.—continued.

Average Number of Patients Resident, and the Results of Treatment in each Asylum or other Establishment, for the Year 1934.

(b) *Private Asylums.*

Private Asylums.	Average Number Resident.		Admissions (including Transfers).		Discharges.						Transfers.				Deaths.		Proportion of Recoveries per cent. on Admissions.		Proportion of Deaths per cent. on Average Number Resident.		
					Recovered.		Relieved.		Not Improved.		To other Establishments.		To Private Dwellings as Single Patients.								
	M.	F.	M.	F.	M.	F.	M.	F.	M.	F.	M.	F.	M.	F.	M.	F.	M.	F.	M.	F.	
New Saughton Hall	10.5	22.0	3	8	...	1	2	2	...	...	...	2	...	...	...	...	...	...	...	...	4.5
St. Andrews	...	6.5	...	1	...	1	...	...	...	...	...	1	...	...	...	...	...	...	...	...	30.8
General Results	10.5	28.5	3	9	...	2	2	2	...	...	...	3	...	...	...	...	...	...	...	...	10.5

(c) *Parochial Asylums.*

(Lunatic Wards of Poorhouse with Unrestricted Licence.)

Parochial Asylum.	Average Number Resident.		Admissions (including Transfers).		Discharges.						Transfers.				Deaths.		Proportion of Recoveries per cent. on Admissions.		Proportion of Deaths per cent. on Average Number Resident.	
					Recovered.		Relieved.		Not Improved.		To Other Establishments.		To Private Dwellings as Single Patients.							
	M.	F.	M.	F.	M.	F.	M.	F.	M.	F.	M.	F.	M.	F.	M.	F.	M.	F.	M.	F.
Greenock	145.5	112.0	25	26	13	15	...	...	...	...	2	...	...	...	5	5	52.0	57.7	3.4	4.5



APPENDIX.—TABLE X.—*continued.*

Average Number of Patients Resident, and the Results of Treatment in each Asylum or other Establishment, for the Year 1934.

(d) *Lunatic Wards of Poorhouses with Restricted Licences.*

Lunatic Wards of Poorhouses.	Average Number Resident.		Admissions (including Transfers).		Discharges.				Transfers.		Deaths.		Proportion of Recoveries per cent. on Admissions.		Proportion of Deaths per cent. on Average Number Resident.	
	M.	F.	M.	F.	Recovered.	Relieved.	Not Improved.		To other Establishments.	To Private Dwellings as Single Patients.	M.	F.	M.	F.	M.	F.
1. Buchan (New Maud)	25.5	23.0	...	...	...	...	...	...	...	...	1	...	...	...	3.9	...
2. Cunningham (Irvine)	44.5	36.5	1	...	1	...	...	...	...	...	4	1	25.0	...	9.0	2.7
3. Dumbarton	30.0	28.5	1	...	...	...	...	...	...	...	...	1	...	...	...	3.8
4. Dundee (East)	47.0	48.5	1	...	...	...	...	...	...	...	...	2	...	...	...	4.1
5. Govan (Glasgow)	151.5	158.0	5	54	2	3	...	...	1	...	5	3	40.0	5.6	3.3	1.9
6. Inveresk (Musselburgh)	15.0	15.0	2	3	...	...	...	...	4	...	...	1	...	...	...	6.7
7. Kincardine (Stonehaven)	18.5	20.5	...	1	...	...	...	...	1	...	...	...	...	...	...	...
8. Lewis	15.0	14.0	...	1	...	...	...	...	3	...	...	1	...	...	...	7.1
9. Linlithgow	17.5	17.0	4	3	...	...	...	...	1	...	...	...	...	...	...	...
10. Long Island	24.0	13.5	...	...	...	...	...	...	1	1	...	...	...	...	...	...
11. Old Monkland	22.0	24.5	2	3	...	...	...	...	1	...	1	3	...	...	4.5	5.5
12. Paisley	46.5	54.5	7	3	...	...	...	...	...	...	2	2	...	...	10.3	6.5
13. Perth	19.5	31.0	2	1	...	1	...	...	...	...	2	2	...	...	9.5	6.5
14. Wigtown (Strauraer)	21.0	15.5	2	2	...	...	...	...	...	...	2	1	...	...	...	...
General Results	497.5	500.0	30	72	3	3	1	1	13	3	1	1	10.0	4.2	3.4	3.0



## APPENDIX.—TABLE XI.

Return exhibiting the Number of Licences granted by the Board for the Continuance, Establishment, or Renewal of Private Asylums, Lunatic Wards of Poorhouses, and Institutions for Mental Defectives during the Year ended 31st December 1934.

Name.	Number of Licences granted for Continuance or Renewal.	Number of Licences granted for Establish- ment.	Total.
1. Private Asylums . . . . .	2	...	2
2. Lunatic Wards of Poorhouses . . . . .	14	...	14
3. Institutions for Mental Defectives . . . . .	14	...	14
TOTAL . . . . .	30	...	30



## APPENDIX

## Classification of all Recorded Causes of Death of Patients

(a)

ESTABLISHMENTS.	Average Number Resident.		Total Number of Deaths.		1. General Paralysis of the Insane and Syphilitic Affections of the Brain.		2. General Diseases of the Brain.		3. Epilepsy and Convulsions.		4. Exhaustion from Acute Mental Affections not caused by Nervous Diseases otherwise designated.		5. Diseases of the Spinal Cord and Nervous System.		Deaths from all Causes.
	M.	F.	M.	F.	M.	F.	M.	F.	M.	F.	M.	F.	M.	F.	M.
Aberdeen Royal .	138·5	165·5	8	11	...	...	2	...	...	...	...	...	...	...	6
Crichton Royal .	156·5	210·5	6	20	1	...	1	1	...	...	1	3	...	...	2
Dundee Royal .	13·5	21·5	2	3	...	...	...	3	...	...	...	...	...	...	1
*Edinburgh Royal .	218·5	275·5	13	28	...	1	2	4	...	1	...	...	1	...	6
Glasgow Royal .	169·5	198·5	16	14	1	...	2	1	...	...	...	...	...	...	14
Montrose Royal .	95·0	93·5	4	4	...	...	2	1	...	1	...	...	...	...	2
Murray's Royal .	55·5	68·5	4	6	...	...	...	...	...	...	...	...	...	...	...

(b)

New Saughton Hall.	10·5	22·0	...	1	...	...	...	...	...	...	...	...	...	...	...
St. Andrew's, Hawick	...	6·5	...	2	...	...	...	...	...	...	...	...	...	...	...
TOTAL.	857·5	1062·0	53	89	2	1	9	10	...	2	1	3	1	...	33

\* This Institution is now called The Royal Edinburgh Hospital for Mental Disorders



## TABLE XII.—(i.)

Died in Asylums and other Establishments in the Year 1934.

Asylums.

7.	8.			9.		10.		11.		12.		13.		14.		15.		16.		17.	
Pneumonia.	Bronchitis, Pleurisy and other forms of Pulmonary Disease.			Diseases of the Alimentary, Glandular and Genito-Urinary Systems.		Dysentery (Colitis), Diarrhoea and Infective Enteritis.		Erysipelas, Abscess, Pyæmia, Septicæmia, and Cellulitis.		Influenza.		Typhoid and other Infectious and Contagious Diseases.		Cancer, Carcinoma, Sarcoma, Malignant Diseases, <i>excluding</i> Malignant Diseases of the Brain.		Tuberculosis and Pulmonary Phthisis.		Atrophy, Debility, and Old Age.		Suicides and Accidents.	
F.	M.	F.	M.	F.	M.	F.	M.	F.	M.	F.	M.	F.	M.	F.	M.	F.	M.	F.	M.	F.	
1	1	...	2	2	...	...	...	...	...	...	...	...	1	1	...	...	1	3	...	...	
2	1	2	...	2	...	...	...	1	...	...	...	...	...	...	...	2	1	3	...	2	
...	...	...	...	...	...	...	...	...	...	...	...	...	...	...	...	...	1	...	...	...	
13	5	8	3	6	...	1	1	2	...	...	...	...	...	1	1	5	2	8	...	2	
7	3	4	2	...	...	...	3	...	...	...	...	...	...	...	1	...	4	7	1	1	
...	...	...	1	...	...	...	...	1	...	...	...	...	...	...	1	1	1	1	...	...	
4	3	3	1	4	...	...	1	1	...	...	...	...	...	...	...	...	4	3	...	...	

Asylums.

1	...	1	...	...	...	...	...	...	...	...	...	...	...	...	...	...	...	...	...	...
...	...	1	...	...	...	...	...	...	...	...	...	...	...	...	...	...	2	...	...	...
28	13	19	9	14	...	1	5	5	...	...	...	...	1	2	2	8	14	27	1	5



## Classification of all Recorded Causes of Death of Patients

(a) Royal

ESTABLISHMENTS.	Average Number Resident.		Total Number of Deaths.		1.		2.		3.		4.		5.		6.
					General Paralysis of the Insane and Syphi- litic Affec- tions of the Brain.		General Diseases of the Brain.		Epilepsy and Con- vulsions.		Exhaustion from Acute Mental Affec- tions not caused by Nervous Diseases other- wise designated.		Diseases of the Spinal Cord and Nervous System.		
	M.	F.	M.	F.	M.	F.	M.	F.	M.	F.	M.	F.	M.	F.	M.
Aberdeen Royal . . . . .	260.0	279.0	23	17	...	...	2	2	...	...	...	1	3	...	13
Aberdeen District . . . . .	364.5	320.5	22	19	3	1	5	...	3	2	1	...	...	...	11
Argyll District . . . . .	283.0	284.0	17	20	2	...	7	1	2	...	...	...	...	...	13
Ayr District . . . . .	358.5	309.0	60	32	14	3	20	12	2	2	1	3	2	2	20
Banff District . . . . .	104.5	91.5	3	7	...	...	...	...	...	...	...	2	...	...	...
Crichton Royal . . . . .	168.5	166.0	16	19	...	...	3	4	1	1	...	2	...	...	8
Dundee District . . . . .	299.0	299.5	14	12	...	...	4	1	1	...	1	2	...	...	4
East Lothian District . . . . .	106.5	118.5	10	10	...	...	1	1	1	...	...	...	...	...	2
Edinburgh Royal . . . . .	82.0	87.0	7	4	...	...	2	...	...	...	...	...	...	...	6
Edinburgh District . . . . .	459.5	494.5	23	54	1	...	5	17	2	2	...	1	...	...	15
Fife District . . . . .	448.0	442.5	26	34	1	...	6	10	...	1	...	5	...	...	7
Glasgow Royal . . . . .	11.5	10.5	2	...	...	...	1	...	...	...	...	...	...	...	2
Glasgow District (Gartloch) . . . . .	473.5	405.0	30	20	4	1	10	8	2	2	...	...	1	...	7
Glasgow District (Woodilee) . . . . .	658.0	549.0	29	41	5	3	7	8	1	3	5	6	...	...	18
Govan District . . . . .	497.5	396.0	36	21	...	...	15	4	5	2	...	...	...	1	15
Inverness District . . . . .	410.0	347.0	34	36	4	...	8	20	...	...	5	8	...	...	5
Kirklands Asylum . . . . .	138.5	107.5	7	10	2	...	1	1	...	...	...	...	...	...	1
Lanark District . . . . .	782.5	631.0	43	41	...	...	8	9	8	1	1	2	...	...	30
Midlothian District . . . . .	188.5	189.0	4	9	1	...	1	2	...	...	...	1	...	...	2
Montrose Royal . . . . .	283.5	300.0	18	21	2	...	3	1	1	1	...	...	1	...	7
Morayshire District . . . . .	77.0	102.0	9	17	...	...	1	2	1	...	...	1	...	1	5
Paisley District . . . . .	190.5	145.0	22	16	3	1	7	3	2	1	...	...	1	...	8
Perth District . . . . .	206.0	226.0	13	14	...	...	1	1	...	...	1	1	...	...	1
Renfrew District . . . . .	202.5	198.0	11	5	2	...	1	1	1	...	...	...	...	...	1
Roxburgh District . . . . .	175.0	222.5	19	14	2	...	1	...	...	1	2	...	...	...	4
Stirling District . . . . .	577.0	459.5	51	41	3	...	9	3	4	3	2	3	1	...	22

## (b) Parochial Asylum: Lunatic Ward

Greenock Parochial . . . . .	145.5	112.0	5	5	...	...	3	...	1	...	...	1	...	...	...
------------------------------	-------	-------	---	---	-----	-----	---	-----	---	-----	-----	---	-----	-----	-----

## (c) Lunatic Wards of Poorhouses

Buchan . . . . .	25.5	23.0	1	...	...	...	...	...	...	...	...	...	...	...	...
Cunninghame . . . . .	44.5	36.5	4	1	...	...	...	...	1	...	...	...	...	...	3
Dumbarton . . . . .	30.0	28.5	...	1	...	...	...	1	...	...	...	...	...	...	...
Dundee, East . . . . .	47.0	48.5	...	2	...	...	...	...	...	...	...	...	...	...	...
Govan . . . . .	151.5	158.0	5	3	...	...	2	...	...	...	...	...	...	1	3
Inveresk . . . . .	15.0	15.0	...	1	...	...	...	...	...	...	...	...	...	...	...
Kincardine . . . . .	18.5	20.5	...	...	...	...	...	...	...	...	...	...	...	...	...
Lewis . . . . .	15.0	14.0	...	1	...	...	...	...	...	...	...	...	...	...	...
Linlithgow . . . . .	17.5	17.0	...	...	...	...	...	...	...	...	...	...	...	...	...
Long Island . . . . .	24.0	13.5	...	...	...	...	...	...	...	...	...	...	...	...	...
Old Monkland . . . . .	22.0	24.5	1	...	...	...	...	...	...	...	...	...	...	...	1
Paisley . . . . .	46.5	54.5	2	3	...	...	1	1	...	...	...	...	...	...	1
Perth . . . . .	19.5	31.0	2	2	...	...	...	...	...	...	...	...	...	...	...
Wigtown . . . . .	21.0	15.5	2	1	...	...	1	...	...	...	...	...	...	...	1
Totals of Section (i) . . . . .	8448.5	7792.0	571	554	49	9	136	113	39	22	19	39	9	5	236
Totals of Section (ii) . . . . .	857.5	1062.0	53	89	2	1	9	10	...	2	1	3	1	...	31
TOTALS. . . . .	9306.0	8854.0	624	643	51	10	145	123	39	24	20	42	10	5	267

\* Royal Edinburgh Hospital for Mental Disorders.



TABLE XII.—(ii.)

Died in Asylums and other Establishments in the Year 1934.

District Asylums.

7.		8.		9.		10.		11.		12.		13.		14.		15.		16.		17.	
Pneumonia.		Bronchitis, Pleurisy and other forms of Pulmonary Disease.		Diseases of the Alimentary, Glandular and Genito-Urinary Systems.		Dysentery (Colitis), Diarrhoea and Infective Enteritis.		Erysipelas, Pyæmia, Septicæmia, and Cellulitis.		Influenza.		Typhoid and other Infectious and Contagious Diseases.		Cancer, Carcinoma, Sarcoma, Malignant Diseases, excluding Malignant Diseases of the Brain.		Tuberculosis and Pulmonary Phthisis.		Atrophy, Debility, and Old Age.		Suicides and Accidents.	
M.	F.	M.	F.	M.	F.	M.	F.	M.	F.	M.	F.	M.	F.	M.	F.	M.	F.	M.	F.	M.	F.
6	4	6	3	5	7	...	...	...	1	...	...	...	...	...	2	5	...	4	1	1	3
2	...	3	4	1	...	...	...	...	...	...	...	...	...	...	...	2	5	...	...	...	...
2	3	1	4	5	11	...	...	...	...	...	1	...	...	2	1	2	5	3	2	...	1
4	...	7	...	10	7	...	...	...	...	...	...	...	...	...	1	11	1	11	11	1	...
1	...	1	1	1	2	...	1	...	...	...	...	...	...	...	...	1	1	...	1	1	...
4	...	3	...	1	2	...	...	...	...	...	...	1	...	...	...	2	2	6	3	...	...
3	...	1	1	...	...	...	...	...	...	...	...	...	...	...	...	4	3	1	...	...	...
4	5	2	1	...	1	...	1	...	1	...	...	...	...	...	1	...	2	2	3	...	...
...	3	1	3	1	...	...	...	1	...	1	...	...	...	...	...	...	...	1	1	...	...
5	5	1	6	...	4	1	1	2	1	...	...	...	...	...	2	2	5	4	4	...	...
5	7	3	5	1	1	...	...	...	4	...	...	...	...	2	...	2	1	6	13	...	...
...	...	...	...	...	...	...	...	...	...	...	...	...	...	...	...	...	...	...	...	...	...
...	6	4	3	4	1	...	1	2	...	...	...	...	...	1	1	4	3	5	8	2	1
5	8	6	9	3	4	...	...	...	3	...	...	...	...	1	5	3	3	5	15	...	...
5	2	10	9	2	3	...	...	2	1	2	2	...	...	...	...	...	5	8	9	1	1
...	1	2	2	3	1	...	6	5	8	...	1	3	...	3	...	5	4	4	19	...	...
1	5	1	1	...	1	...	...	...	1	...	...	...	...	...	1	1	2	1	2	...	...
6	7	5	5	6	5	...	1	...	...	3	2	...	...	...	2	13	10	5	9	...	...
...	1	2	2	...	...	...	...	...	2	...	...	...	...	...	2	...	...	...	1	...	...
1	8	5	6	...	...	...	...	1	...	...	...	...	...	...	2	1	2	5	7	...	...
1	...	...	...	1	...	...	...	...	1	...	...	...	...	1	5	...	...	3	4	...	2
...	...	1	...	3	...	...	...	...	1	...	...	...	...	...	2	1	1	3	4	...	...
1	...	...	...	2	...	...	...	...	...	...	...	...	...	1	...	2	1	5	10	...	...
...	...	...	...	...	1	...	...	...	...	...	...	...	...	...	...	2	...	4	2	...	...
1	3	1	3	1	...	...	...	1	...	...	...	...	...	...	...	1	...	9	11	...	...
3	6	7	6	2	7	...	...	2	1	...	...	...	...	2	...	4	7	13	12	...	...

Workhouse with Unrestricted Licence.

1	...	1	...	...	...	...	...	...	...	...	...	...	...	...	...	1	1	...	3	...	...
---	-----	---	-----	-----	-----	-----	-----	-----	-----	-----	-----	-----	-----	-----	-----	---	---	-----	---	-----	-----

with Restricted Licences.

...	...	...	1	...	...	...	...	...	...	...	...	...	...	...	...	1	...	...	2	...	...
...	...	...	...	...	...	...	...	...	...	...	...	...	...	...	...	...	...	...	...	...	...
...	1	...	1	...	...	...	...	...	...	...	...	...	...	...	...	...	...	...	...	...	...
1	...	...	...	1	1	...	...	...	...	...	...	...	...	...	...	...	...	...	1	...	...
...	...	...	...	...	...	...	...	...	...	...	...	...	...	...	...	...	...	...	...	...	...
...	...	...	...	...	...	...	...	...	...	...	...	...	...	...	...	...	...	...	...	...	...
...	...	...	...	...	...	...	...	...	...	...	...	...	...	...	...	...	...	...	...	...	...
...	...	...	...	...	...	...	...	...	...	...	...	...	...	...	...	...	...	...	...	...	...
...	...	...	1	1	...	...	...	...	...	...	...	...	...	...	1	...	...	...	...	...	...
1	...	...	...	1	...	...	...	...	...	...	...	...	...	...	...	...	...	2	...	...	...
1	...	1	...	...	...	...	...	...	...	...	...	...	...	...	...	1	...	...	...	...	...
3	75	75	77	56	59	3	10	17	24	6	6	4	...	13	28	71	64	112	156	6	8
7	28	13	19	9	14	...	1	5	5	...	...	...	...	1	2	2	8	14	27	1	5
30	103	88	96	65	73	3	11	22	29	6	6	4	...	14	30	73	72	126	183	7	13



## APPENDIX.—TABLE XIII.

Weekly Rates of Board in Royal and District Asylums, and the estimated Weekly Cost of Patients in Parochial Asylums and Poorhouses during the year ending 15th May 1935.

ROYAL OR CHARTERED ASYLUMS.	Rates for Pauper Patients.				Minimum Rates for Private Patients.*				
	From the District.		From beyond the District.		Special or District Rate.		General Rate.		
	s.	d.	s.	d.	s.	d.	s.	d.	
Aberdeen Royal Mental Hospital . . . . .	23	1	23	1	21	2	30	9	
Crichton Royal Institution . . . . .	18	10	27	8	27	8	27	8	
Dundee Royal Asylum . . . . .	...		...		21	0	50	0	
Royal Edinburgh Hospital for Mental Disorders . . . . .	22	3	22	3	22	3	22	3	
Glasgow Royal Mental Hospital . . . . .	25	0	...		...		25	0	
Montrose Royal Asylum . . . . .	19	3	20	5	17	8	21	6	
Murray's Royal Asylum, Perth. . . . .	...		...		30	9	46	2	
DISTRICT ASYLUMS.									
Aberdeen District . . . . .	17	0	21	3	...		...		
Argyll and Bute District . . . . .	17	6	24	0	19	0	19	0	
Ayr . . . . .	15	4	25	0	17	4	19	3	
Banff . . . . .	14	0	22	3	22	3	22	3	
Dundee . . . . .	†22	0	...		...		26	11	
East Lothian . . . . .	16	6	18	5	18	5	19	3	
Edinburgh . . . . .	19	8	27	2	27	2	...		
Fife . . . . .	17	8	21	6	21	6	21	6	
Glasgow District (Gartloch) . . . . .	19	10	19	10	23	7	...		
Glasgow „ (Woodilee) . . . . .	17	6	17	6	21	3	...		
Govan . . . . .	16	11	35	0	...		25	5	
Inverness . . . . .	20	0	21	6	20	0	21	6	
Kirklands Asylum, Bothwell . . . . .	19	10	23	11	...		...		
Lanark District . . . . .	15	2	21	0	18	1	21	0	
Midlothian . . . . .	16	11	19	3	...		24	5	
Moray . . . . .	17	4	22	6	20	7	22	6	
Paisley . . . . .	‡20	5	21	0	21	0	22	2	
Perth . . . . .	15	0	15	0	22	6	22	6	
Renfrew . . . . .	21	0	26	0	...		...		
Roxburgh . . . . .	18	6	19	7	21	7	24	6	
Stirling . . . . .	16	4	25	0	...		21	2	
PAROCHIAL ASYLUM.			Estimated Weekly Cost of Patients belonging to Local Authority or Combination.		Rates charged for Boarders from other Areas.				
			s. d.		s. d.				
Greenock Parochial . . . . .			27 0		27 0				
LUNATIC WARDS OF POORHOUSES.	Estimated Weekly Cost of Patients belonging to Local Authority or Combination.		Rates charged for Boarders from other Areas.		LUNATIC WARDS OF POORHOUSES— Continued.	Estimated Weekly Cost of Patients belonging to Local Authority or Combination.		Rates charged for Boarders from other Areas.	
	s.	d.	s.	d.		s.	d.	s.	d.
Buchan . . . . .	9	11	9	11	Lewis . . . . .	18	1	17	6
Cunninghame . . . . .	15	0	21	1	Linlithgow . . . . .	13	1	16	11
Dumbarton . . . . .	11	6	...		Long Island . . . . .	11	6	13	0
Dundee, East . . . . .	14	7	14	7	Old Monkland . . . . .	16	2	16	2
Govan . . . . .	18	1	18	1	Paisley . . . . .	19	6	19	10
Inveresk . . . . .	13	5	13	5	Perth . . . . .	20	0	20	0
Kincardine . . . . .	13	10	14	7	Wigtown . . . . .	14	0	14	7

\* Most, if not all, of the Royal Asylums receive special cases at lower rates.

† The rates in this column for the Crichton Royal Institution and for District Asylums are for maintenance only.

‡ Includes approximately 4/9 for providing charges.

§ Includes approximately 3/4 for providing charges.

|| The rent is taken as the proportion allocated to the lunatic wards of the gross rental in the valuation roll for the year, divided by the number of inmates for which the wards are licensed.







## APPENDIX-

The Expenditure on the Maintenance and Management of District Asylums, the Quantity of Tobacco supplied to each Patient and the Cost per Patient of the

ASYLUMS.	AVERAGE NUMBER OF INMATES.			A					
	Patients.	Officers and Servants Boarded.	Total.	1.		2.		3.	
				Fresh Butcher Meat (including Poultry and Game).		Cured Butcher Meat.		Fresh Fish.	
				Quantity per Patient.	Cost per Patient.	Quantity per Patient.	Cost per Patient.	Quantity per Patient.	Cost per Patient.
				lbs.	£ s. d.	lbs.	s. d.	lbs.	s. d.
1. Aberdeen . . . .	702	122	824	83	2 4 0	11	5 4	15	6 8
2. Argyll . . . . .	571	73	644	72	2 6 6	10	7 3	9	2 2
3. Ayr . . . . .	679	114	793	66	2 5 0	10	5 11	25	9 8
4. Banff . . . . .	200	30	230	76	2 14 0	9	4 4	60	12 2
5. Dundee . . . . .	595	89	684	70	2 10 1	18	6 3	27	12 2
6. East Lothian . . .	240	49	289	49	3 3 10	4	5 6	33	14 8
7. Edinburgh . . . .	1,049	202	1,251	59	1 18 3	4	7 4	23	12 2
8. Fife . . . . .	888	160	1,048	75	2 15 4	11	4 6	20	4 8
9. Glasgow (Gartloch) .	860	162	1,022	96	2 10 4	7	6 1	16	8 8
10. Glasgow (Woodilee) .	1,203	228	1,431	92	2 4 2	13	7 1	35	9 8
11. Govan . . . . .	888	160	1,048	69	2 7 10	7	8 4	28	6 8
12. Inverness . . . .	747	173	920	86	3 15 3	...	4 1	48	8 8
13. Kirklands . . . .	250	42	292	65	2 9 6	10	12 3	29	8 8
14. Lanark . . . . .	1,440	192	1,632	82	2 3 11	10	7 7	6	3 8
15. Midlothian . . . .	383	56	439	61	2 4 6	17	6 11	20	5 8
16. Morayshire . . . .	179	35	214	78	2 18 11	2	3 0	28	10 8
17. Paisley . . . . .	348	52	400	66	2 3 8	...	2 9	14	4 8
18. Perth . . . . .	428	60	488	100	3 3 10	9	8 7	4	1 8
19. Renfrew . . . . .	386	89	475	52	2 0 9	...	6 1	44	14 8
20. Roxburgh . . . . .	404	61	465	84	2 11 2	8	11 8	29	5 8
21. Stirling . . . . .	1,059	179	1,238	73	2 5 3	...	1 9	29	5 8
Totals and Means . .	13,499	2,328	15,827	74	2 10 3	9	6 4	26	8 8

\* In the cases marked thus, the article formed part of the Asylum dietary, but the quantity used was less than 1 unit per patient during the year. In calculating mean quantities such items have been taken as 0.5.



## TABLE XIV.

Asylums, the Quantities of the various articles of Dietary, and of various items of Maintenance during the Financial Year 1933-1934.

## FOOD.

4. Cured Fish.		5. Milk.		6. Butter.		7. Margarine.		8. Suet and Lard.		9. Eggs.		
Cost per Patient.	Quantity per Patient.	Cost per Patient.	Quantity per Patient.	Cost per Patient.	Quantity per Patient.	Cost per Patient.	Quantity per Patient.	Cost per Patient.	Quantity per Patient.	Cost per Patient.	Quantity per Patient.	
s. d.	gals.	£ s. d.	lbs.	s. d.	lbs.	s. d.	lbs.	s. d.	lbs.	s. d.	lbs.	
...	33	2 4 7	...	3 7	18	8 5	...	...	7	5 11	1	
11 4	53	4 9 7	3	4 9	11	5 7	3	2 0	5	6 9	2	
0 2	32	1 18 10	...	...	†23	13 2	...	...	10	9 7	3	
4 0	39	2 4 3	...	5 11	10	5 2	3	1 4	5	4 1	4	
4 5	31	2 4 4	*	3 6	19	8 0	*	0 1	13	11 4	5	
2 6	48	3 17 11	2	7 7	13	9 4	3	0 11	6	11 3	6	
2 0	42	2 19 2	...	1 0	21	15 1	6	2 1	6	10 10	7	
7 10	50	4 7 5	...	...	†13	7 6	3	1 0	4	8 4	8	
0 7	38	2 8 8	*	4 11	16	6 2	2	0 10	7	7 3	9	
2 3	36	2 5 11	*	5 8	23	9 0	7	2 10	5	7 0	10	
2 8	43	2 14 6	...	4 3	20	7 9	3	1 5	4	6 6	11	
6 9	46	3 16 9	...	5 8	23	12 8	2	0 6	3	5 8	12	
...	32	2 3 2	...	3 8	14	5 4	3	1 7	3	6 3	13	
2 7	39	2 18 11	...	...	†23	12 7	5	2 4	1	2 7	14	
1 2	38	2 19 11	...	...	†14	8 9	...	...	6	7 3	15	
...	51	3 10 11	...	3 11	8	4 10	2	0 10	10	10 6	16	
3 5	43	2 19 0	...	3 4	20	9 9	3	1 7	13	10 7	17	
3 3	29	1 15 1	21	22 8	...	...	...	...	*	1 0	18	
1 5	47	3 15 10	...	6 3	16	5 1	3	1 0	1	6 7	19	
1 6	38	2 14 6	...	...	†17	10 1	...	...	11	11 0	20	
3 3	48	2 17 4	...	3 7	25	9 3	3	1 2	7	6 9	21	
3 5	41	2 18 5	5	5 8	17	8 8	3	1 4	6	7 6		

This figure includes butter.



## APPENDIX

The Expenditure on the Maintenance and Management of District Asylums, and the Quantity of Tobacco supplied to each Patient and the Cost per Patient of the same.

FOOD													
10. Cheese.			11. Bread and Flour.			12. Meal, Barley, Pease, Rice, etc.		13. Potatoes, Green Vegetables, Turnips, etc.		14. Sugar.		15. Preserv Treacle etc.	
	Quantity per Patient.	Cost per Patient.	Quantity per Patient.	Cost per Patient.	Quantity per Patient.	Cost per Patient.	Quantity per Patient.	Cost per Patient.	Quantity per Patient.	Cost per Patient.	Quantity per Patient.	Cost per Patient.	
	lbs.	s. d.	lbs.	£ s. d.	lbs.	s. d.	lbs.	s. d.	lbs.	s. d.	lbs.	s. d.	
1	4	3 1	323	2 1 1	102	9 11	315	10 1	25	5 5	6	2 2	
2	*	1 2	199	1 4 2	82	10 0	439	18 1	29	6 4	*	0 0	
3	3	1 7	403	2 10 5	71	8 9	416	25 10	23	4 9	5	1 1	
4	9	5 1	280	1 13 1	111	12 0	659	23 0	29	4 7	10	2 2	
5	...	1 1	271	1 7 4	108	13 3	512	23 8	28	6 1	4	1 1	
6	5	4 2	229	2 5 8	107	16 6	286	29 10	31	6 8	2	0 0	
7	6	4 3	326	1 16 6	70	10 0	376	17 6	35	8 2	2	0 0	
8	6	3 8	269	1 11 4	79	8 9	419	12 9	23	5 0	7	2 2	
9	*	1 3	270	1 7 6	75	9 0	358	13 9	21	4 9	8	4 4	
10	4	2 3	298	1 6 6	57	7 4	366	14 4	21	5 2	7	3 3	
11	4	2 9	297	1 5 4	72	8 11	373	15 2	26	6 3	6	3 3	
12	9	7 8	340	2 6 11	92	11 0	346	10 6	31	6 5	7	3 3	
13	*	2 0	260	1 14 6	72	9 0	440	27 8	25	5 3	8	2 2	
14	4	2 9	195	1 5 4	86	10 7	276	16 8	31	6 2	4	1 1	
15	8	5 3	338	2 12 7	74	10 1	499	24 10	21	5 4	2	0 0	
16	6	2 11	268	2 0 3	71	9 6	548	22 3	31	6 2	2	0 0	
17	13	8 5	383	3 1 7	80	10 5	285	11 7	34	6 11	7	2 2	
18	10	6 6	336	1 17 2	79	9 1	398	15 8	27	5 6	12	3 3	
19	2	3 0	384	2 1 6	69	11 2	282	15 8	31	7 1	7	3 3	
20	12	8 3	278	1 18 5	102	13 4	485	34 9	30	7 8	2	0 0	
21	12	5 11	210	1 2 10	83	9 4	383	20 6	45	8 11	10	1 1	
	6	4 11	293	1 16 8	83	10 5	403	19 3	28	6 1	6	2 2	

\* In the cases marked thus, the article formed part of the Asylum dietary, but the quantity used was less than 1 unit per patient during the year. In calculating mean quantities such items have been taken as 0.5.



TABLE XIV.—*continued.*

Asylums, the Quantities of the various articles of Dietary, and of various items of Maintenance during the Financial Year 1933-1934.

—continued.						B.	C.		D.								
16. Tea, Coffee, Cocoa.			17. Fresh and Dry Fruits.		18. Other Articles of Food.		19. TOTAL OF FOOD.		Wines, Spirits, and Malt Liquors.	Tobacco.	Clothing, Boots and Shoes.						
Patient.	Cost per Patient.		Quantity per Patient.	Cost per Patient.	Cost per Patient.		Cost per Patient.		Cost per Patient.	Quantity per Male Patient.	Cost per Male Patient.	Cost per Patient.					
bs.	s.	d.	lbs.	s.	d.	£	s.	d.	s.	d.	oz.	s.	d.	£	s.	d.	
5	8	1	5	1	9	0	4	2	0	10	32	20	6	2	0	8	1
5	11	0	6	2	8	†1	9	6	1	8	53	30	2	1	15	2	2
5	7	3	4	2	4	0	2	8	0	1	50	28	6	1	13	3	3
5	9	8	24	6	6	0	13	1	1	11	43	25	0	2	7	5	4
4	8	10	5	2	8	0	2	10	...		46	27	10	1	7	6	5
4	14	3	7	5	9	0	6	4	0	3	46	50	2	4	1	0	6
5	10	4	13	6	4	0	6	7	0	1	35	18	10	2	5	3	7
4	8	5	11	5	5	0	8	9	...		47	27	2	3	5	3	8
4	8	2	6	2	9	0	4	4	0	7	56	32	4	1	8	8	9
5	9	7	17	3	11	0	3	1	0	4	55	32	5	1	14	4	10
4	8	1	14	3	9	0	3	2	1	3	54	29	3	1	11	2	11
5	9	3	7	3	2	0	3	2	1	10	52	30	3	2	16	5	12
4	8	9	41	10	8	0	3	4	1	0	50	32	10	2	8	7	13
5	9	5	11	3	5	0	3	6	0	7	39	21	8	2	11	9	14
5	9	7	7	3	7	0	1	11	2	3	44	26	1	1	11	7	15
4	8	1	10	2	4	0	4	3	0	9	55	38	6	1	8	4	16
7	14	1	5	3	5	0	2	8	0	5	41	24	3	2	0	3	17
5	6	0	4	2	10	0	3	7	1	7	47	26	7	1	13	10	18
6	13	6	6	3	0	0	5	1	0	1	48	25	2	1	18	3	19
6	9	4	10	4	3	0	8	3	1	9	52	31	2	2	6	1	20
4	8	6	9	4	4	0	9	3	0	3	52	28	2	2	2	10	21
5	9	6	11	4	0	0	6	2	0	11	47	28	11	2	2	3	

† Includes £1 5s. 8d. for baker's pies, etc.



## APPENDIX

The Expenditure on the Maintenance and Management of District  
Tobacco supplied to each Patient and the Cost per Patient of the

	E.		F.—ALL OTHER EXPENSES.						
	Salaries and Wages.		1. House- hold Re- quisites.	2. Laundry Re- quisites.	3. Medical and Surgical Appli- ances.	4. Fuel, Light and Water.	5. Fees, Taxes (borne by occupiers), Amuse- ments, etc.	6. Furniture and Fur- nishings (Replace- ments and Repairs).	7. Total of all other Expense
	Cost per Patient.		Cost per Patient.	Cost per Patient.	Cost per Patient.	Cost per Patient.	Cost per Patient.	Cost per Patient.	Cost per Patient.
	£ s. d.	s. d.	s. d.	s. d.	s. d.	£ s. d.	£ s. d.	£ s. d.	£ s. d.
1	24 8 6	3 11	7 6	8 0	6 10 8	3 4 10	1 3 10	11 18	
2	16 15 2	3 9	6 4	12 11	3 3 3	2 12 5	1 8 8	8 7	
3	18 2 6	6 2	9 11	6 1	4 10 8	3 7 9	1 8 3	10 8 1	
4	16 4 8	14 8	12 8	15 2	5 17 9	2 12 7	0 16 7	11 9	
5	19 1 6	6 2	4 2	9 3	3 3 1	3 13 5	1 6 6	9 2	
6	13 17 5	7 3	8 7	13 8	3 16 5	1 16 8	2 4 0	9 6	
7	22 15 1	10 1	5 9	6 9	3 16 6	6 15 1	0 7 2	12 1	
8	18 2 3	12 5	3 11	11 10	4 6 3	4 1 8	2 2 10	11 18 1	
9	29 11 4	*25 9	...	16 6	4 18 1	2 17 11	1 0 5	10 18	
10	25 15 8	*28 10	...	11 11	3 15 10	3 2 11	0 11 6	9 11	
11	22 18 6	*27 3	...	10 8	3 16 4	2 11 6	0 12 11	8 18	
12	19 7 10	† ...	† ...	13 4	5 9 8	5 1 6	3 1 9	14 6	
13	30 13 0	10 2	10 7	16 6	4 15 2	6 11 10	1 6 5	14 10	
14	25 7 3	6 4	3 3	13 2	3 1 4	2 13 4	1 17 5	8 14 1	
15	16 6 11	7 2	3 0	5 3	2 9 11	4 0 11	1 8 9	8 15	
16	15 6 2	5 2	2 11	11 1	3 13 2	2 11 3	2 0 7	9 4	
17	20 6 9	0 11	11 8	28 3	2 19 1	3 6 0	1 8 1	9 14	
18	15 14 0	9 6	8 4	7 4	3 9 9	2 4 4	0 19 6	7 18	
19	27 5 11	9 3	7 0	14 9	6 17 0	3 12 2	1 4 8	13 4 1	
20	21 12 4	11 4	9 10	14 5	4 1 11	1 18 3	1 12 3	9 8	
21	23 10 5	8 3	8 5	7 11	3 10 3	2 17 2	1 2 3	8 14	
	21 2 1	10 9	7 3	12 2	4 3 10	3 8 3	1 7 10	10 8	

\* Includes Laundry Requisites, etc.

† Included under Furniture, Furnishings, etc.



TABLE XIV.—*continued.*

Asylums, the Quantities of the various articles of Dietary, and of various items of Maintenance during the Financial Year 1933-1934.

TOTAL MAINTENANCE EXPENSES.					NET MAINTENANCE EXPENSES.				
Cost per Patient.			GROSS TOTAL.	† Deduct Mis-cellaneous Receipts.	Cost per Pauper Patient (calculated on the average number of Pauper Patients Resident).			NET TOTAL.	
£	s.	d.	£	£	£	s.	d.	£	
49	3	9	34,530	—7,160	40	15	10	27,370	1
41	13	9	23,804	—4,310	36	16	4	19,494	2
42	7	2	28,761	—3,738	40	16	5	25,023	3
43	1	10	8,618	—1,251	38	9	5	7,367	4
41	13	4	24,791	—3,995	36	7	2	20,796	5
44	12	2	10,706	— 598	45	6	7	10,108	6
49	19	4	52,416	—2,035	48	17	10	50,381	7
47	3	6	41,891	—5,914	43	10	1	35,977	8
53	5	7	45,820	—2,456	52	7	5	43,364	9
48	8	6	58,255	—4,162	46	10	8	54,093	10
45	2	1	40,051	—3,106	44	7	0	36,945	11
52	6	11	39,103	—3,388	50	4	8	35,715	12
60	5	4	15,067	—2,738	52	9	3	12,329	13
47	19	9	69,099	—15,052	40	10	0	54,047	14
39	15	11	15,242	— 1,193	40	0	6	14,049	15
39	15	5	7,119	—1,715	34	1	11	5,404	16
45	15	2	15,924	—2,877	44	15	2	13,047	17
37	6	10	15,982	—1,215	36	6	7	14,767	18
56	2	1	21,656	—2,175	52	14	5	19,481	19
47	12	3	19,235	—3,052	45	0	4	16,183	20
46	8	0	49,139	—6,598	43	1	7	42,541	21
§ 46	13	3	637,209	—78,728	§ 43	10	0	558,481	

† The figures in this column include the Profit or Loss on the Farm and Garden, but do not include sums recovered from relatives of Pauper Patients.

§ This figure, like those in the preceding columns, is the mean of the cost in each Asylum. The actual average cost per head for all Patients in these Asylums is £47, 4s. 1d. The actual cost for Pauper Patient is £44, 0s. 7d.







## APPENDIX—TABLE XVI.

Acreage of Farms attached to District Asylums; Receipts and Expenses of such Farms and Gardens during the Financial Year 1933-1934, and Profit shown on the year's transactions.

FARMS AND GARDENS OF DISTRICT ASYLUMS.	ACREAGE OF FARM AND GARDEN.			RECEIPTS.														EXPENDITURE.											Profit + or Loss.																																																																																																																																																																																																																																																																																																																																																																																																																																																																																																																																																																																																																																																																																																																																																																																																																																																																																																																																																																																																																																																																																														
	Arable or in Permanent Pasture.	Non-Arable.	Total.	1. Valuation of Stock at 15th May 1934.	2. Butcher Meat.	3. Poultry and Game.	Milk.			4. Butter and Cheese.	5. Eggs.	6. Potatoes.	7. Green Vegetables.	8. Fresh Fruits.	9. Grain, Meal.	Live Stock.			12. Wool, Hides, Skins.	13. Grazing, Cartage, Sundries, and accounts due to Farm.	14. Total.	1. Valuation of Stock at 15th May 1933.	2. Rents, Rates, and Taxes, Duties.	3. Interest on unpaid outlay from providing accounts.	Live Stock.			4. Implements and Harness.		5. Seeds and Plants.	6. Fodder, Grain, Roots, and Feeding Stuffs.	7. Manures.	8. Salaries & Wages.	9. Miscellaneous.	10. Total.	11.																																																																																																																																																																																																																																																																																																																																																																																																																																																																																																																																																																																																																																																																																																																																																																																																																																																																																																																																																																																																																																																																																							
							£	£	£							£	£	£							£	£	£										£	£	£	£	£	£	£	£	£	£	£	£	£	£	£	£	£	£	£	£	£	£	£	£	£	£	£	£	£	£	£	£	£	£	£	£	£	£	£	£	£	£	£	£	£	£	£	£	£	£	£	£	£	£	£	£	£	£	£	£	£	£	£	£	£	£	£	£	£	£	£	£	£	£	£	£	£	£	£	£	£	£	£	£	£	£	£	£	£	£	£	£	£	£	£	£	£	£	£	£	£	£	£	£	£	£	£	£	£	£	£	£	£	£	£	£	£	£	£	£	£	£	£	£	£	£	£	£	£	£	£	£	£	£	£	£	£	£	£	£	£	£	£	£	£	£	£	£	£	£	£	£	£	£	£	£	£	£	£	£	£	£	£	£	£	£	£	£	£	£	£	£	£	£	£	£	£	£	£	£	£	£	£	£	£	£	£	£	£	£	£	£	£	£	£	£	£	£	£	£	£	£	£	£	£	£	£	£	£	£	£	£	£	£	£	£	£	£	£	£	£	£	£	£	£	£	£	£	£	£	£	£	£	£	£	£	£	£	£	£	£	£	£	£	£	£	£	£	£	£	£	£	£	£	£	£	£	£	£	£	£	£	£	£	£	£	£	£	£	£	£	£	£	£	£	£	£	£	£	£	£	£	£	£	£	£	£	£	£	£	£	£	£	£	£	£	£	£	£	£	£	£	£	£	£	£	£	£	£	£	£	£	£	£	£	£	£	£	£	£	£	£	£	£	£	£	£	£	£	£	£	£	£	£	£	£	£	£	£	£	£	£	£	£	£	£	£	£	£	£	£	£	£	£	£	£	£	£	£	£	£	£	£	£	£	£	£	£	£	£	£	£	£	£	£	£	£	£	£	£	£	£	£	£	£	£	£	£	£	£	£	£	£	£	£	£	£	£	£	£	£	£	£	£	£	£	£	£	£	£	£	£	£	£	£	£	£	£	£	£	£	£	£	£	£	£	£	£	£	£	£	£	£	£	£	£	£	£	£	£	£	£	£	£	£	£	£	£	£	£	£	£	£	£	£	£	£	£	£	£	£	£	£	£	£	£	£	£	£	£	£	£	£	£	£	£	£	£	£	£	£	£	£	£	£	£	£	£	£	£	£	£	£	£	£	£	£	£	£	£	£	£	£	£	£	£	£	£	£	£	£	£	£	£	£	£	£	£	£	£	£	£	£	£	£	£	£	£	£	£	£	£	£	£	£	£	£	£	£	£	£	£	£	£	£	£	£	£	£	£	£	£	£	£	£	£	£	£	£	£	£	£	£	£	£	£	£	£	£	£	£	£	£	£	£	£	£	£	£	£	£	£	£	£	£	£	£	£	£	£	£	£	£	£	£	£	£	£	£	£	£	£	£	£	£	£	£	£	£	£	£	£	£	£	£	£	£	£	£	£	£	£	£	£	£	£	£	£	£	£	£	£	£	£	£	£	£	£	£	£	£	£	£	£	£	£	£	£	£	£	£	£	£	£	£	£	£	£	£	£	£	£	£	£	£	£	£	£	£	£	£	£	£	£	£	£	£	£	£	£	£	£	£	£	£	£	£	£	£	£	£	£	£	£	£	£	£	£	£	£	£	£	£	£	£	£	£	£	£	£	£	£	£	£	£	£	£	£	£	£	£	£	£	£	£	£	£	£	£	£	£	£	£	£	£	£	£	£	£	£	£	£	£	£	£	£	£	£	£	£	£	£	£	£	£	£	£	£	£	£	£	£	£	£	£	£	£	£	£	£	£	£	£	£	£	£	£	£	£	£	£	£	£	£	£	£	£	£	£	£	£	£	£	£	£	£	£	£	£	£	£	£	£	£	£	£	£	£	£	£	£	£	£	£	£	£	£	£	£	£	£	£	£	£	£	£	£	£	£	£	£	£	£	£	£	£	£	£	£	£	£	£	£	£	£	£	£	£	£	£	£	£	£	£	£	£	£	£	£	£	£	£	£	£	£	£	£	£	£	£	£	£	£	£	£	£	£	£	£	£	£	£	£	£	£	£	£	£	£	£	£	£	£	£	£	£	£	£	£	£	£	£	£	£	£	£	£	£	£	£	£	£	£	£	£	£	£	£	£	£	£	£	£	£	£	£	£	£	£	£	£	£	£	£	£	£	£	£	£	£	£	£	£	£	£	£	£	£	£	£	£	£	£	£	£	£	£	£	£	£	£	£	£	£	£	£	£	£	£	£	£	£	£	£	£	£	£	£	£	£	£	£	£	£	£	£	£	£	£	£	£	£	£	£	£	£	£	£	£	£	£	£	£	£	£	£	£	£	£	£	£	£	£	£	£	£	£	£	£	£	£	£	£	£	£	£	£	£	£	£	£	£	£	£	£	£	£	£	£	£	£	£	£	£	£	£	£

\* These figures include the estimated rent for farm (shown as a deduction in Table XVII) besides the rent paid for farm land held on lease.



APPENDIX.—TABLE XVII.

The Expenditure of District Asylum Authorities during the Financial Year 1933-1934 in Providing, Building, Repairing, and Fitting up and Furnishing District Asylums; and the amount of Monies Borrowed by District Asylum Authorities under the provisions of the Act 20 & 21 Vict., c. 71.

DISTRICT ASYLUMS.	EXPENDITURE.										DEDUCTIONS.										20. Amount of Monies Borrowed remaining due at 15th May 1934. £	21. Amount of Assessment raised for, or applied to, Reduction of Debt. £
	Land.			Improvements. Alterations. Additions.			Debt Charges		11. Gross Expenditure. £	12. Bank and Other Interest and Discounts (Balance). £	13. Rents from Tenants of Houses, etc. £	14. Rental for Lodging of Private Patients. £	Transfers from Farm Account.		17. Other Deductions. £	18. Total Deductions. £	19. Net Expenditure. £					
	1. Purchase of Land. £	2. Rent of Land. £	3. Rates, Taxes, Feu- duty, Stipends. £	4. Asylum Grounds and Buildings. £	5. Farm Ground and Buildings. £	6. Tradesmen's Wages. £	7. Furniture and Furnishings. £	8. Interest on Monies Borrowed. £					9. Bank Interest and Inter- est on Temporary Loans (Balance). £	10. Expenses of General Management. £								
																		15. * Estimated Rent of Farm. £	16. Interest on Un- repaid Outlay for Farm Stock. £			
1. Aberdeen	£	£	731	1,453	£	1,371	£	1,651	£	939	£	391	£	150	222	£	101	£	864	5,281	38,531	4,302
2. Argyll	£	£	797	1,352	£	1,455	£	515	£	219	£	117	£	206	145	£	62	£	530	3,827	10,048	714
3. Ayr	£	£	879	1,193	£	879	£	826	£	256	£	117	£	219	145	£	62	£	530	3,827	10,048	714
4. Banff	£	£	283	217	£	235	£	769	£	116	£	116	£	208	50	£	81	£	319	2,891	12,375	1,800
5. Dundee	£	£	1,409	1,748	£	1,329	£	244	£	443	£	1,581	£	123	645	£	26	£	1,016	659	7,580	1,182
6. East Lothian.	£	£	166	417	£	133	£	416	£	543	£	544	£	230	428	£	4	£	1,206	16,245	62,429	9,843
7. Edinburgh	£	£	1,361	3,776	£	4,700	£	6,109	£	1,505	£	580	£	642	674	£	66	£	1,962	8,151	71,233	3,217
8. Fife	£	£	1,051	2,738	£	2,227	£	2,914	£	560	£	1,168	£	147	277	£	132	£	1,724	10,307	...	1,160
9. Glasgow (Gartloch)	£	£	1,245	2,483	£	7,146	£	44	£	1,058	£	12,031	£	104	277	£	100	£	3,630	14,554	2,154	609
10. Glasgow (Woodilee)	£	£	2,085	6,760	£	8,636	£	1,600	£	576	£	18,184	£	2,896	312	£	13	£	1,536	11,245	37,697	5,274
11. Govan	£	£	1,702	3,626	£	5,538	£	1,600	£	315	£	12,781	£	826	312	£	13	£	1,536	11,245	37,697	5,274
12. Inverness	£	£	1,337	1,346	£	944	£	1,919	£	162	£	5,892	£	189	660	£	20	£	893	4,999	45,644	2,322
13. Kirklands	£	£	427	680	£	886	£	...	£	439	£	226	£	...	...	£	...	£	255	2,183	...	...
14. Lanark	£	£	1,963	4,313	£	1,822	£	...	£	722	£	2,892	£	321	520	£	36	£	3,769	5,367	...	...
15. Midlothian	£	£	527	913	£	480	£	607	£	277	£	6	£	103	160	£	82	£	417	2,387	12,420	805
16. Morayshire	£	£	182	1,212	£	111	£	464	£	229	£	10	£	144	286	£	4	£	444	1,794	8,063	566
17. Paisley	£	£	393	634	£	371	£	510	£	120	£	81	£	448	270	£	10	£	809	1,260	11,000	1,000
18. Perth	£	£	330	570	£	200	£	86	£	178	£	1,364	£	294	50	£	2	£	346	1,018	2,067	567
19. Renfrew	£	£	873	598	£	923	£	1,864	£	825	£	5,824	£	435	175	£	5	£	616	5,208	36,650	6,945
20. Roxburgh	£	£	1,298	379	£	817	£	169	£	360	£	3,154	£	237	...	£	157	£	394	2,760	3,518	1,986
21. Stirling	£	£	1,214	3,778	£	2,436	£	1,868	£	275	£	9,571	£	155	132	£	686	£	1,431	8,140	39,833	2,650
Totals	12	20,253	40,186	1,474	41,531	544	22,679	698	10,117	137,494	149	12,085	4,690	6,203	217	1,505	24,849	112,645	419,261	48,327		

\* Rents or Feu-duties of farm lands proper appear in Table XVI.

† Under this heading appears such expenditure as is required for the complete equipment of the Asylum and additions thereto, and for articles rendered necessary by increase of population.



## APPENDIX—MENTAL DEFICIENCY—TABLE No. 1.

Number of Defectives on the Register at 1st January of each year, and the numbers placed on and removed from the Register during each year.

YEARS.	1.		2.				3.		4.			
	Total Registered Mental Defectives at 1st January.		Distribution of Mental Defectives shown in Column 1.				Number admitted to Register during the Year.		Number removed from Register during the year.			
			In Institutions.		Under Guardianship in Private Dwellings.				On Discharge.		By Death.	
	M.	F.	M.	F.	M.	F.	M.	F.	M.	F.	M.	F.
5 . . .	151	144	114	93	37	51	547	486	45	17	36	27
6 . . .	617	586	480	412	137	174	227	213	98	78	31	26
7 . . .	715	695	515	475	200	220	188	184	72	59	35	22
8 . . .	796	798	568	523	228	275	225	154	102	73	64	54
9 . . .	855	825	621	534	234	291	171	176	89	77	40	43
Average of 5 Years . . .	627	610	460	407	167	202	272	243	81	61	41	34
0 . . .	897	881	647	576	250	305	226	202	131	100	45	27
1 . . .	947	956	663	605	284	351	197	194	81	104	35	28
2 . . .	1028	1018	695	620	333	398	208	261	112	175	30	30
3 . . .	1094	1074	715	643	379	431	211	176	108	93	25	21
4 . . .	1172	1136	752	682	420	454	187	214	104	92	40	21
Average of 5 Years . . .	1028	1013	694	625	333	388	206	209	107	113	35	25
5 . . .	1215	1237	768	731	447	506	233	194	110	93	30	22
6 . . .	1308	1316	823	786	485	530	201	154	94	64	29	28
7 . . .	1386	1378	883	829	503	549	162	154	66	48	31	20
8 . . .	1451	1464	924	904	527	560	162	118	97	67	27	17
9 . . .	1489	1498	947	938	542	560	240	342	183	263	27	22
Average of 5 Years . . .	1370	1379	889	838	501	541	200	192	110	107	29	22
0 . . .	1519	1555	974	991	545	564	284	207	125	89	26	26
1 . . .	1652	1647	1083	1092	569	555	196	138	82	65	33	23
2 . . .	1733	1697	1139	1118	594	579	293	239	77	56	31	36
3 . . .	1918	1844	1269	1218	649	626	246	213	88	52	34	35
4 . . .	2042	1970	1357	1314	685	656	291	184	81	75	32	24
Average of 5 Years . . .	1773	1743	1164	1147	608	596	262	196	91	67	31	29
5 . . .	2220	2055	1504	1372	716	683	...	...	...	...	...	...



## APPENDIX—MENTAL DEFICIENCY—TABLE No. II.

The Number on the Register of Rate-Aided Mental Defectives of each sex chargeable to each County and Large Burgh in Scotland on 1st January 1935 and the manner of their distribution, also the number per 100,000 of the population.

1.	2.	3.	4.				5.				
COUNTIES.	Population in 1931.	Number of Registered Rate-Aided Mental Defectives at 1st January 1935.	Distribution of the Numbers of Rate-Aided Mental Defectives shown in Column 3.			Number of Registered Rate-Aided Mental Defectives per 100,000 of the Population.					
			In Certified Institutions.		Under Guardianship in Private Dwellings.						
			M.	F.	T.	M.	F.	T.			
1. Aberdeen	145,601	78	63	141	44	24	68	34	39	73	96.8
2. Angus	76,970	17	23	40	12	13	25	5	10	15	52.0
3. Argyll	63,050	9	12	21	7	2	9	2	10	12	33.3
4. Ayr	210,334	62	70	132	26	40	66	36	30	66	62.8
5. Banff	54,907	18	32	50	6	10	16	12	22	34	91.1
6. Berwick	26,612	7	8	15	2	3	5	5	5	10	56.4
7. Bute	18,823	2	2	4	1	...	1	1	2	3	21.3
8. Caithness	25,656	13	5	18	1	...	1	12	5	17	70.2
9. Clackmannan	31,948	8	13	21	7	11	18	1	2	3	65.7
10. Dumfries	58,252	14	13	27	11	8	19	3	5	8	46.4
11. Dunbarton	79,246	20	16	36	13	15	28	7	1	8	45.4
12. East Lothian.	47,338	11	10	21	8	6	14	3	4	7	44.4
13. Fife	197,436	80	58	138	51	35	86	29	23	52	69.9
14. Inverness	59,525	37	28	65	6	10	16	31	18	49	109.2
15. Kincardine	27,442	6	11	17	5	6	11	1	5	6	61.9
16. Kirkcudbright	30,341	11	12	23	7	9	16	4	3	7	75.8
17. Lanark	300,847	105	90	195	84	59	143	21	31	52	64.8
18. Midlothian	87,286	23	27	50	16	15	31	7	12	19	57.3
19. Moray and Nairn	49,100	21	25	46	5	18	23	16	7	23	93.7
20. Orkney	22,077	3	4	7	...	2	2	3	2	5	31.7
21. Peebles	15,051	3	2	5	3	1	4	...	1	1	33.2
22. Perth and Kinross	93,440	19	24	43	16	17	33	3	7	10	46.0
23. Renfrew	103,611	23	19	42	17	17	34	6	2	8	40.5
24. Ross	62,799	24	16	40	5	...	5	19	16	35	63.7
25. Roxburgh	45,788	12	12	24	7	6	12	5	7	12	52.4
26. Selkirk	22,608	5	11	16	2	6	8	3	5	8	70.8
27. Stirling	107,288	19	20	39	16	12	28	3	8	11	36.4
28. Sutherland	16,101	10	9	19	...	2	2	10	7	17	118.0
29. West Lothian	81,431	36	30	66	26	26	52	10	4	14	81.1
30. Wigtown	29,331	18	10	28	1	...	1	17	10	27	95.5
31. Zetland	21,421	3	1	4	...	...	...	3	1	4	18.7



The Number on the Register of Rate-Aided Mental Defectives of each sex chargeable to each County and Large Burgh in Scotland on 1st January 1935, and the manner of their distribution, also the number per 100,000 of the population.

1.  LARGE BURGHS.	2.  Population in 1931.	3.  Number of Registered Rate-Aided Mental Defectives at 1st January 1935.			4.  Distribution of the Numbers of Rate-Aided Mental Defectives shown in Column 3.						5.  Number of Registered Rate-Aided Mental Defectives per 100,000 of the Population.
					In Certified Institutions.			Under Guardianship in Private Dwellings.			
					M.	F.	T.	M.	F.	T.	
1. Aberdeen	167,258	39	28	67	29	13	42	10	15	25	40.1
2. Airdrie	25,954	4	1	5	3	...	3	1	1	2	19.3
3. Arbroath	17,635	3	7	10	2	3	5	1	4	5	56.7
4. Ayr	36,783	6	6	12	4	4	8	2	2	4	32.6
5. Clydebank	46,952	14	9	23	7	7	14	7	2	9	49.0
6. Coatbridge	43,056	14	24	38	10	16	26	4	8	12	88.3
7. Dumbarton	21,546	2	2	4	2	2	4	...	...	...	18.6
8. Dumfries	22,795	1	...	1	1	...	1	...	...	...	4.4
9. Dundee	175,585	19	28	47	19	26	45	...	2	2	26.8
10. Dunfermline	35,058	15	16	31	6	6	12	9	10	19	88.4
11. Edinburgh	439,010	257	233	490	222	180	402	35	53	88	111.6
12. Falkirk	36,566	10	10	20	10	10	20	...	...	...	54.7
13. Glasgow	1,088,461	869	844	1,713	578	585	1,163	291	259	550	157.4
14. Greenock	78,949	22	17	39	19	17	36	3	...	3	49.4
15. Hamilton	37,862	9	7	16	9	7	16	...	...	...	42.3
16. Inverness	22,583	5	4	9	1	2	3	4	2	6	39.9
17. Kilmarnock	38,100	6	3	9	5	3	8	1	...	1	23.6
18. Kirkcaldy	43,874	21	10	31	16	6	22	5	4	9	70.7
19. Motherwell and Wishaw	64,710	20	24	44	17	20	37	3	4	7	68.0
20. Paisley	86,445	43	32	75	31	27	58	12	5	17	86.8
21. Perth	34,807	13	8	21	10	6	16	3	2	5	60.3
22. Port-Glasgow	19,581	1	2	3	1	1	2	...	1	1	15.3
23. Rutherglen	25,157	13	4	17	7	1	8	6	3	9	67.6
24. Stirling	22,593	6	6	12	2	6	8	4	...	4	53.1
Totals in Large Burghs.	2,631,320	1,412	1,325	2,737	1,011	948	1,959	401	377	778	104.0
Totals in Counties (Brought forward)	2,211,660	717	676	1,393	405	372	777	312	304	616	63.0
GENERAL TOTALS	4,842,980	2,129	2,001	4,130	1,416	1,320	2,736	713	681	1,394	85.3



## APPENDIX—MENTAL DEFICIENCY—TABLE No. III.

The Number of Private and Rate-Aided Defectives of each sex in each of the Certified Institutions on 1st January 1935, and the changes which have taken place during the year 1934, also the rate of board in each Institution.

Name of Institution.	Address.	Name of Superintendent.	Weekly Rate of Board for Maintenance of Rate-Aided Mental Defectives.	Number of Defectives Resident at 1st January 1935.				Admissions during 1934.				Discharges during 1934.				Deaths during 1934.				
				Private.		Aided.		Total.	Private.		Aided.		Total.	Private.		Aided.		Total.		
				M.	F.	M.	F.		M.	F.	M.	F.		M.	F.	M.	F.			
Baldovan	Near Dundee	Dr. Forbes	s. 19 d. 3	6	4	194	138	342	...	1	9	27	...	6	6	12	...	1	4	5
Birkwood	Lesmahagow	Miss Jane Davidson	19 3	1	1	114	71	187	...	...	17 5	22	...	1	3	4	...	2	1	3
Bridge of Weir	Bridge of Weir	Dr. Peill	25 0	...	...	4	1	5	...	...	1	1	...	...	1	2	...	...	...	...
Broadfield	Port Glasgow	Miss Margaret D. Morrison	17 9	...	...	36	61	97	...	...	...	10	...	2	6	8	...	...	3	3
Caldwell House	Uplawmoor	Miss Jessie Masterton	18 1	...	...	49	96	145	...	...	3 5	8	...	...	1 3	4	...	...	1	1
Dunlop House	Dunlop, Ayrshire	Miss Jessie Nicol	25 0	1	...	25	30	56	...	...	18 18	36	...	2	2	4	...	...	...	...
Falkirk Poorhouse.	Falkirk	Dr. Chislett	20 5	...	...	...	79	79	...	...	...	1	...	...	...	...	...	...	1	1
Gogarburn	Corstorphine, Edinburgh.	Dr. Bailey	16 11	...	...	201	157	358	...	...	35 3	38	...	1	2	3	...	...	1	1
Larbert	Larbert.	Dr. Clarkson	18 6	64	42	331	225	662	2	2	59 31	94	...	1	6	17	...	1	7	10
Lennox Castle	Lennoxtown	Dr. Chislett	21 0	...	...	...	123	123	...	...	11 11	11	...	...	9 9	...	...	...	4	4
St. Charles'	Carstairs	Sister Louise Kilduff	20 10	...	...	72	78	150	...	...	19 6	25	...	11	1	12	...	...	3	4
St. Joseph's	Rosewell, Midlothian	Sister Clare Duffy	20 10	...	...	...	98	101	201	...	29 18	47	...	...	2 2	6	...	...	2	4
Stoneyetts	Chryston, Glasgow	Dr. Chislett	20 5	1	...	292	58	351	...	...	13 5	18	...	...	5 1	6	...	...	4	6
Waverley Park	Kirkintilloch	Mr. W. J. Hill, Secy.	15 6	...	2	...	102	104	...	...	...	6	...	...	12	12	...	...	...	...
				73	51	1416	1320	2860	3	4	210 127	344	...	1	44 54	99	...	1	23 17	42



CIRCULAR ISSUED TO SUPERINTENDENTS OF ASYLUMS AND  
CERTIFIED INSTITUTIONS RECOMMENDING THE EXTENDED  
USE IN THE DIETARY OF FRIED FISH, AND ESPECIALLY OF  
FRIED FRESH HERRING.

GENERAL BOARD OF CONTROL FOR SCOTLAND,  
EDINBURGH, 21st June 1934.

SIR,

The Board have been considering the matter of dietary in Scottish Asylums and Certified Institutions, particularly from the point of view of the variety of the food served to the patients. Variety does not, of course, necessarily involve any increase in the various items of food which may be included in an institution dietary so much as the different and appetising ways in which many of the ordinary articles of diet may be cooked and served. For example, the Medical Commissioners have for a number of years recommended the introduction of fish friers with the object of adding variety to the diet, with the result that in a number of Asylums fried fish is now served, and this variation in the diet is a very popular one.

There are, however, still a number of Asylums in which fish can only be served steamed or boiled, and the Board strongly recommend in such cases the introduction of plant which will permit of fried fish being included in the dietary. The cost of the plant is not great, and is more than justified by the variety in the food served to the patients. The recommendation that fried fish should form part of the dietary in every Asylum and Certified Institution applies particularly to the use of fresh herrings, and the Board would stress the value of herrings from the point of view of nutrition, popularity and economy. The introduction of an increased use of herrings in Institutions would also be of benefit to the Scottish herring fishermen who are at present passing through a period of severe trade depression.

The Board will be glad if you will give this matter your favourable consideration, and they trust that you will agree to their recommendation that there might with advantage be a more extensive use of fried fish and especially of fried herrings in the dietary of your Institution.

I am, Sir,

Your obedient servant,

J. A. W. STONE,  
*Secretary.*

---

Printed under the Authority of HIS MAJESTY'S STATIONERY OFFICE  
By MORRISON & GIBB LIMITED, Printers, Tanfield, Edinburgh.



REPORT ON THE DUTY OF FISH AND ESPECIALLY OF  
FRESH WATER FISHING

Presented to the General Board of Health  
in 1851

The Board have been considering the matter of fishing in relation to the health and general interests of the country. It is a subject of great importance, and one which has of late years attracted much of the public attention. The Board have been particularly struck by the fact that the health of the people is in many instances affected by the quality of the food which they eat, and that the quality of the food is in many instances affected by the manner in which it is obtained. It is therefore of great importance that the Board should be able to give advice on this subject, and that they should be able to do so in a manner which is both practical and effective.

The Board have been particularly struck by the fact that the health of the people is in many instances affected by the quality of the food which they eat, and that the quality of the food is in many instances affected by the manner in which it is obtained. It is therefore of great importance that the Board should be able to give advice on this subject, and that they should be able to do so in a manner which is both practical and effective. The Board have been particularly struck by the fact that the health of the people is in many instances affected by the quality of the food which they eat, and that the quality of the food is in many instances affected by the manner in which it is obtained. It is therefore of great importance that the Board should be able to give advice on this subject, and that they should be able to do so in a manner which is both practical and effective.

The Board have been particularly struck by the fact that the health of the people is in many instances affected by the quality of the food which they eat, and that the quality of the food is in many instances affected by the manner in which it is obtained. It is therefore of great importance that the Board should be able to give advice on this subject, and that they should be able to do so in a manner which is both practical and effective.

For the Board of Health

J. A. W. STONE  
Secretary





TWENTY-SECOND  
ANNUAL REPORT OF THE  
GENERAL BOARD OF CONTROL  
FOR SCOTLAND

For the Year  
1935

*Presented by the Secretary of State for Scotland  
to Parliament by Command of His Majesty*

EDINBURGH


PUBLISHED BY HIS MAJESTY'S STATIONERY OFFICE

To be purchased directly from H.M. STATIONERY OFFICE at the following addresses:  
120 George Street, Edinburgh 2; Adastral House, Kingsway, London, W.C.2;  
York Street, Manchester 1; 1 St. Andrew's Crescent, Cardiff;  
80 Chichester Street, Belfast;  
or through any Bookseller

1936

Price 1s. 3d. Net









TWENTY-SECOND  
ANNUAL REPORT OF THE  
GENERAL BOARD OF CONTROL  
FOR SCOTLAND

For the Year  
1935

*Presented by the Secretary of State for Scotland  
to Parliament by Command of His Majesty*

EDINBURGH

PUBLISHED BY HIS MAJESTY'S STATIONERY OFFICE

To be purchased directly from H.M. STATIONERY OFFICE at the following addresses:

120 George Street, Edinburgh 2; Adastral House, Kingsway, London, W.C.2;

York Street, Manchester 1; 1 St. Andrew's Crescent, Cardiff;

80 Chichester Street, Belfast;

or through any Bookseller

1936

Price 1s. 3d. Net



# CONTENTS OF THE REPORT.

---

	PAGE
DEPARTMENTAL CHANGES—	
Death of Dr. James P. Sturrock and retirement of Dr. Hamilton C. Marr and Dr. W. N. J. Chapman . . . . .	vii
Appointments of Dr. Aidan G. W. Thomson and Dr. Kate Fraser, and of Dr. Francis Sutherland and Dr. Laura M. D. Mill . . . . .	vii
I. NUMBER AND DISTRIBUTION OF THE INSANE AT 1ST	
JANUARY 1936 . . . . .	viii
Increase in Pauper Lunacy . . . . .	viii
Changes in Number and Distribution during 1935 . . . . .	viii
Changes from Pauper to Private Class, and <i>vice versa</i> . . . . .	viii
II. STATISTICS OF ESTABLISHMENTS FOR LUNATICS . . . . .	
Admissions to Establishments . . . . .	viii
(1) <i>Direct under Sheriff's Order, Sanction of the Board, or other Statutory Authority</i> . . . . .	viii
(2) <i>By Transfer</i> . . . . .	x
(3) <i>Voluntary</i> . . . . .	x
Discharges from Establishments . . . . .	x
(1) <i>Recovered</i> . . . . .	x
(2) <i>Unrecovered</i> . . . . .	x
Deaths in Establishments . . . . .	x
Removals from Establishments on Statutory Probation . . . . .	xi
Orders granted by Sheriffs during the Year . . . . .	xi
Licences granted by the Board for Establishments . . . . .	xi
Changes among Attendants and Servants in Establishments . . . . .	xi
Escapes from Establishments . . . . .	xi
Accidents in Establishments . . . . .	xi
III. POSITION OF LUNACY DISTRICTS AND PRESENT CONDI- TION OF ESTABLISHMENTS FOR THE INSANE . . . . .	
Different Classes of Establishments . . . . .	xiii
IV. METHODS OF TREATMENT OF THE INSANE . . . . .	
V. PATIENTS IN PRIVATE DWELLINGS . . . . .	
Number of Private Lunatics in Private Dwellings . . . . .	xxviii
Continued Decrease in the number under Private Care . . . . .	xxviii
Number of Pauper Lunatics in Private Dwellings . . . . .	xxviii
General Reports on the Visitation of Patients . . . . .	xxix



	PAGE
VI. EXPENDITURE BY LOCAL AUTHORITIES ON PAUPER LUNATICS . . . . .	xxxii
Expenditure by Local Authorities. . . . .	xxxii
Repayments by Relatives . . . . .	xxxii
Average Charges of each Mode of Provision for Pauper Lunatics . . . . .	xxxii
VII. DANGEROUS LUNATICS . . . . .	xxxii
VIII. REMOVALS TO OTHER COUNTRIES . . . . .	xxxii
IX. LUNATICS UNDER JUDICIAL FACTORS . . . . .	xxxii
X. NUMBER AND DISTRIBUTION OF MENTAL DEFECTIVES AT 1st JANUARY 1936 . . . . .	xxxiii
XI. STATISTICS OF INSTITUTIONS FOR MENTAL DEFECTIVES . . . . .	xxxiii
XII. PROVISION OF INSTITUTIONAL ACCOMMODATION FOR RATE-AIDED MENTAL DEFECTIVES . . . . .	xxxv
XIII. DEFECTIVES UNDER GUARDIANSHIP . . . . .	xxxvii
XIV. EXPENDITURE ON AIDED MENTAL DEFECTIVES . . . . .	xxxvii



## APPENDIX.

	PAGE
Table showing (a) the Population and the proportion of Registered Lunatics. (b) The Numbers of Private, Pauper, and Criminal Lunatics, distinguishing between the sexes, and the different modes of disposal of Private and Pauper Lunatics . . . . .	1
Table showing (a) Number of Lunatics on Register at 1st January of each year. The numbers placed on and removed from the Register during each year. The excess or decrease of registered Lunatics. (b) The numbers of Lunatics registered each year, who had never previously been registered. (c) Average number of Lunatics on Register during each year, and the percentage of deaths among them . . . . .	2
Table showing the Numbers of Private and Pauper Lunatics resident in Royal, District, Private, and Parochial Asylums, and in Lunatic Wards of Poorhouses, on 31st December of each year from 1925 to 1935; the Numbers thereinto Admitted; the Numbers therefrom Discharged Recovered and Not Recovered; the Numbers Transferred from one Establishment to another; and the Numbers that Died therein in each of the said years . . . . .	3
Table showing the Results of Treatment in different classes of Establishments for each year from 1925 to 1935. (a) Royal and District Asylums; (b) Private Asylums; (c) Parochial Asylum (Lunatic Wards of Poorhouse with Unrestricted Licence); (d) Lunatic Wards of Poorhouses with Restricted Licences; (e) The Statistics of Pauper Lunatics in Private Dwellings for eleven years, 1925-1935 . . . . .	4
Table showing the Numbers of Private and Pauper Lunatics and the Numbers of Private and Rate-Aided Voluntary Boarders of each Sex, in each Royal and District Asylum, Private Asylum, Parochial Asylum, and Licensed Poorhouse in Scotland, on 1st January 1936, and the accommodation in these Establishments . . . . .	9
Table showing the Numbers of Pauper Lunatics chargeable to each Lunacy District, who were resident in Establishments or in Private Dwellings respectively, on 1st January of each year from 1926-1936 . . . . .	11
Table showing the Numbers of Pauper Lunatics of each Sex chargeable to each County and large Burgh in Scotland on 1st January 1936, and the manner of their disposal . . . . .	16
Table showing the Manner in which the Pauper Lunatics chargeable to each County and large Burgh, placed on the Register of the Board during 1935, were disposed of, and the Changes that have taken place during the year in the Disposal of those on the Register on 1st January of that year . . . . .	18
Table showing the Numbers of Orders granted by the Sheriffs for Admission of Lunatics into any Public, Private, District, or Parochial Asylum or House, stating the Asylum or House to which such Order was sent, during the year ended 31st December 1935 . . . . .	20
Table showing Average Number of Patients Resident, and the Results of Treatment in each Asylum or other Establishment, for the year 1935. (a) Royal and District Asylums; (b) Private Asylums; (c) Parochial Asylum (Lunatic Wards of Poorhouse with Unrestricted Licence); (d) Lunatic Wards of Poorhouses with Restricted Licences . . . . .	22
Table showing the Number of Licences granted by the Board for the Continuance, Establishment, or Renewal of Private Asylums, Lunatic Wards of Poorhouses, and Institutions for Mental Defectives, and the Transfer of any such Licence from any one Establishment to another, during the year ended 31st December 1935 . . . . .	25



	PAGE
Tables showing (i) Classification of all recorded Causes of Death of Private Patients who Died in Asylums and other Establishments in the year 1935, and (ii) Classification of all recorded Causes of Death of Pauper Patients who died in Asylums and other Establishments in the year 1935 . . . . .	26
Table showing the Weekly Rates of Board in Royal and District Asylums, and the estimated Weekly Cost of Patients in Parochial Asylums and Poorhouses during the year ending 15th May 1936 . . . . .	30
Table showing the Expenditure on the Maintenance and Management of District Asylums, the Quantities of the various articles of Dietary, and of Tobacco supplied to each Patient, and the Cost per Patient of the various items of maintenance during the Financial year 1934-35 . . . . .	32
Table showing the Quantities and Estimated Values of Articles supplied to District Asylums from Asylum Farms and Gardens during the Financial year 1934-35, and Prices at which the Produce supplied has been estimated . . . . .	38
Table showing the Acreage of Farms attached to District Asylums; Receipts and Expenses of such Farms and of Gardens during the Financial year 1934-35, and Profit or Loss shown on the year's transactions . . . . .	39
Table showing the Expenditure of District Asylum Authorities during the Financial year 1934-35 in Providing, Building, Repairing, Fitting-up, and Furnishing District Asylums; and the amount of Monies Borrowed by District Asylum Authorities under the provisions of the Act 20 and 21 Vict. c. 71 . . . . .	40
Table showing the Number of Defectives on the Register at 1st January of each year, and the numbers placed on and removed from the Register during each year . . . . .	41
Table showing the Number on the Register of Rate-Aided Mental Defectives of each Sex chargeable to each County and large Burgh in Scotland on 1st January 1936, and the manner of their distribution; also the numbers per 100,000 of the population . . . . .	42
Table showing the Number of Private and Rate-Aided Defectives of each Sex in each of the Certified Institutions on 1st January 1936, and the changes which have taken place during the year 1935; also the rate of board in each Institution . . . . .	44







# Twenty-second Annual Report.

---

TO THE RIGHT HONOURABLE  
**SIR GODFREY P. COLLINS,**  
K.B.E., C.M.G., M.P.,

*One of His Majesty's Principal Secretaries of State.*

GENERAL BOARD OF CONTROL FOR SCOTLAND,  
EDINBURGH.

SIR,

We, the General Board of Control for Scotland, have the honour to present our Twenty-second Annual Report on the Condition and Management of Lunatics and Lunatic Asylums, and on the Protection and Control of Mental Defectives in Scotland.

We have to record with deep regret the death since the issue of our last Report of Dr. James P. Sturrock, who has been on the staff of the Board since 1st April 1914, first as a Deputy Commissioner and since 22nd February 1922 as a member of the Board.

Dr. Sturrock, who was due to retire on 2nd October, took seriously ill, and died while in the north of Scotland on visiting duty. The whole of his official career was characterised by his unsparing efforts to raise the standard of care in the Institutions which it was his duty to inspect, and he was an enthusiastic supporter of the system of the boarding out of the insane under care in private dwellings, of which he obtained an intimate knowledge during his service as a Deputy Commissioner.

Dr. Marr, who has been a member of the Board since 20th July 1910, retired on 11th October under the age limit. During his long period of twenty-five years as a Commissioner, Dr. Marr devoted himself unsparingly to the highest interests of the mentally afflicted. Not only has he striven to raise the standard of care, but he has endeavoured to introduce methods of treatment, and especially the early treatment of the insane, along the most modern and humane lines.

The vacancies on the Board have been filled by the appointments as Medical Commissioners of Dr. Aidan G. W. Thomson and Dr. Kate Fraser, who have been Deputy Commissioners since 21st June 1933 and 1st April 1914 respectively.

The vacant posts of Deputy Commissioner caused by the promotion of Dr. Thomson and Dr. Kate Fraser have been filled by the appointment of Dr. Francis Sutherland and Dr. Laura M. D. Mill.

Dr. W. N. J. Chapman, who has been a Deputy Commissioner since 14th June 1934, has been appointed Medical Superintendent of the Lanark District Asylum and Consultant in Mental Health Services to the Lanarkshire Mental Hospitals Joint Committee. The vacant post of Deputy Commissioner



caused by Dr. Chapman's appointment has not been filled at the time of going to press.

## I.—NUMBER AND DISTRIBUTION OF THE INSANE AT 1ST JANUARY 1936.

On 1st January of the present year, exclusive of insane persons maintained at home by their natural guardians, there were in Scotland 19,734 insane persons of whom we had official cognizance, including the inmates of Training Schools for Imbecile Children who have not been certified under the Mental Deficiency Act and of the Criminal Lunatic Department of Perth Prison. Of these 2758 were maintained from private sources, 16,889 from the rates, and 87 at the expense of the State. As the total number at 1st January 1935 was 19,685, an increase of 49 has taken place during the past year.

The table opposite shows the number and distribution of the insane of each sex in the different classes of establishments and in private dwellings at 1st January 1936, distinguishing between private and pauper patients.

The general results during 1935, as compared with 1934, are, in regard to *registered*\* lunatics, as follows:—(1) There was a total increase of 48, due to a decrease of private patients by 49, and an increase of pauper patients by 97. (2) The total increase of 48 resulted from an increase of the number in establishments by 102, and a decrease of the number in private dwellings by 54. (3) The increased number of 102 in establishments arose from a decrease of 49 private patients and an increase of 151 pauper patients. (4) The decreased number of 54 in private dwellings arose from a decrease of 54 pauper patients.

### CHANGES FROM THE PAUPER TO THE PRIVATE CLASS, AND *vice versa*.

It must be kept in view, in connection with the statistical tables giving the number of lunatics classified into private and pauper patients, that each patient does not necessarily continue till his discharge in the class to which he belonged on being placed on the Board's register. The results shown depend partly on the number of persons who, while continuing on the Board's register, cease to be private patients and become paupers, and *vice versa*.

## II.—STATISTICS OF ESTABLISHMENTS FOR LUNATICS.

(See Tables on Pages 1 to 24 of Appendix to Report.)

### ADMISSIONS TO ESTABLISHMENTS.

- (1) *Admissions directly under a Sheriff's Order,† the sanction of the Board, or other Statutory Authority.*

In arriving at the number of persons admitted to establishments who thereby add to the gross number of asylum patients, the number of admissions which refer to a mere transfer from one establishment to another must be deducted.

\* The Inmates of Training Schools for Imbeciles and of the Criminal Lunatic Department of Perth Prison are recorded in separate books, and, not being on the Board's General Register of Lunatics, are not included in this statement.

† NOTE.—Persons admitted to an asylum can be detained only by Order of the Sheriff or of the Secretary of State.



(a) The total number of patients admitted to establishments (excluding transfers) during 1935 was 2694, which is 24 more than in the previous year and 174 less than the average for the quinquennium 1930-34.

MODE OF DISTRIBUTION.	Male.	Female.	Total.	PRIVATE.			PAUPER.		
				M.	F.	T.	M.	F.	T.
In Royal Asylums . . . . .	1,608	1886	3,494	812	1022	1834	796	864	1,660
„ District Asylums . . . . .	7,131	6383	13,514	566	221	787	6565	6162	12,727
„ Private Asylums . . . . .	10	27	37	10	27	37	...	...	...
„ Parochial Asylum, i.e. Lunatic Wards of Poorhouse with unrestricted Licence† . . . . .	154	113	267	7	...	7	147	113	260
„ Lunatic Wards of Poorhouses with restricted Licences . . . . .	505	536	1,041	1	...	1	504	536	1,040
„ Private Dwellings . . . . .	580	677	1,257	18	44	62	562	633	1,195
„ Criminal Lunatic Department of Perth Prison . . . . .	9,988	9622	19,610	1414	1314	2728	8574	8308	16,882
„ Training Schools . . . . .	80	7	87	...	...	...	...	...	...
„ . . . . .	21	16	*37	17	13	30	4	3	7
TOTALS . . . . .	10,089	9645	19,734	1431	1327	2758	8578	8311	16,889

† Greenock Parochial Asylum is now the only Asylum of this class.

\* In addition to these there were 1043 Inmates certified under the Mental Deficiency Act.

(b) The number of private patients admitted last year was 425, which is 6 less than in the preceding year and 2 less than the average for the quinquennium 1930-34. The pauper patients admitted to establishments numbered 2269, which is 30 more than in the preceding year, and 172 less than the average for the quinquennium 1930-34.

The number of patients who had never previously been registered, and who were admitted for the first time to establishments for the insane in



Scotland during 1935 was 2112—368 private patients and 1744 pauper patients.

The number of private patients admitted for the first time is 3 less than in the preceding year. The number of pauper patients who had never previously been registered is 5 more than in 1934.

(2) *Admissions by Transfer.*

The number of patients transferred from one establishment to another during 1935 was 229, which is 3 less than the previous year and 44 less than the average for the five years 1930—34.

(3) *Admission of Voluntary Patients.*

Voluntary patients are persons who, with the sanction of the Board, granted on a simple application signed by the patient, voluntarily enter asylums for treatment of mental disorder. They cannot be detained for more than three days after giving notice of their intention or desire to leave. They are not certified as insane and are not registered as lunatics, but a record is made of their names and other particulars regarding them. The whole number of such persons admitted into asylums in 1935 was 855. The average number admitted for the ten years 1926—35 was 771. The number resident in each asylum on 1st January 1936 is shown in Table V. of the Appendix. The total number resident was 1213.

DISCHARGES FROM ESTABLISHMENTS.

(1) *Discharges of the Recovered.*

During 1935, 141 private patients were discharged recovered, which is 2 more than the number in the preceding year and 16 less than the average of the five years 1930—34. The number of pauper patients discharged recovered was 833, which is 4 more than in the preceding year, and 35 less than the average for the five years 1930—34.

(2) *Discharges of the Unrecovered.*

The number of private patients discharged unrecovered, excluding transfers, during 1935, was 128, which is 18 more than last year and 20 more than the average of the five years 1930—34. The number of pauper patients discharged unrecovered was 156, which is 13 more than the number so discharged in the preceding year, and is 60 less than the average for the five years 1930—34.

DEATHS IN ESTABLISHMENTS.

The number of private patients who died in establishments during 1935 was 226, which is 29 more than last year and 19 more than the average of the five years 1930—34. The number of pauper patients who died was 1108, which is 38 more than last year and 36 less than the average of the five years 1930—34.



The death-rate for private and pauper patients in establishments per cent. of the average number resident for the year 1935 was 7·3, as compared with 6·9 in the previous year.

The causes of death are shown in Table XII. of the Appendix.

#### REMOVALS FROM ESTABLISHMENTS ON STATUTORY PROBATION.

At 1st January 1935, 71 patients were absent from asylums on probation, with the sanction of the Board. Of these, 38 have been finally discharged as recovered, 11 were sent back, 20 remained, on the expiry of the probationary period, under the care of friends, and 2 died. In the course of 1935, 145 patients were discharged on probation. Of these, 25 have been finally discharged as recovered, 7 whose period of probation has expired remain under the care of friends, 32 have been returned to asylums, and 2 died. The number still on probation at the close of the year was 79.

#### SHERIFFS' ORDERS.

The table on pages 20 and 21 of the Appendix gives the statutory return exhibiting the number of orders granted by Sheriffs for the admission of lunatics into any Public, Private, District or Parochial Asylum, or House, stating the Asylum or House to which such order referred, during the year ended 31st December 1935. The numbers of orders granted during the year was 2568.

#### LICENCES GRANTED BY THE BOARD FOR ESTABLISHMENTS.

The number of licences granted by us for the continuance or establishment of private asylums, lunatic wards of poorhouses, and certified institutions for mental defectives, and the transfer of any licence from one establishment to another, during the year ended 31st December 1935, are shown in Table XI. of the Appendix.

#### CHANGES AMONG ATTENDANTS AND SERVANTS IN ESTABLISHMENTS.

The number of attendants and servants who left, were dismissed, or died, during 1935, was 1971, which is 234 more than the number for the previous year. The number who resigned their situations voluntarily is 1256, which is 115 more than last year.

In addition to the 1256 who resigned voluntarily, 112 left on account of ill-health, 27 died during their term of service, 293 left without notice, 80 were dismissed for incompetence or unsuitability, 124 whose services were no longer required were not re-engaged, and 79 were dismissed for misconduct.

#### ESCAPES FROM ESTABLISHMENTS.

The whole number of escapes during 1935 was 106. Of these, 42 were brought back within twenty-four hours, 29 within a week, and 12 after a week. There were 23 still absent on the expiry of twenty-eight days from the date of escape. Of the 23 patients not brought back, 1 was discharged recovered, 12 were removed from the asylum registers as relieved, 3 as not improved, and 7 were still absent at 31st December 1935.



## ACCIDENTS IN ESTABLISHMENTS.

The total number of accidents reported to us as having taken place during the year 1935 was 205, which is 36 more than last year. Twenty-seven of the accidents ended fatally, death in 17 cases being due to suicide. Of the suicides, one private patient died from veronal poisoning. She had been in the habit of receiving a dose of veronal daily in tablet form, and it is believed that she had secreted tablets from day to day until she had sufficient with which to poison herself.

One private voluntary patient while absent "on pass" from the Asylum obtained aspirin in a neighbouring town and poisoned himself with it. One private voluntary patient, aged 62, cut her throat with a carving-knife, the possession of which she had obtained from an unlocked drawer.

Two private patients died from injuries self-inflicted prior to admission. In one case the patient, whose admission was for the third time, had inflicted severe cuts on his throat, face, and left wrist with a broken pocket-knife.

One pauper patient who was engaged in occupational therapy work secreted a paper-knife with which he stabbed himself with fatal results. One pauper patient who was "on pass" from the Asylum was found dead in her father's house, having strangled herself by tying a band of cloth tightly round her neck.

Two voluntary private patients drowned themselves while absent "on pass." One voluntary private patient escaped from the Asylum, and his dead body was shortly afterwards found on the railway line; and a pauper patient, who had parole, deliberately threw himself in front of an oncoming train and was decapitated. One private patient, while out walking in the Asylum grounds in the company of a nurse, suddenly rushed in front of a moving tradesman's van and received injuries from which she died in a few minutes.

There were two cases of hanging. One pauper patient was found suspended to the iron attachment of a skylight window in a store-room at the Asylum; he had used his necktie for the purpose. In the other case a voluntary private patient escaped, and his body was some time later discovered hanging high up among the branches of a thick tree which he had climbed, and by throwing his trousers over one of its branches and knotting the legs of the trousers round his neck had strangled himself. One pauper patient, by using his handkerchief as a plug for the bath, had turned on the hot water to a depth of about two inches and lay down in it; he was discovered almost immediately, but he succumbed to shock and burns. One private patient died as the result of burns caused by setting fire to his bed clothes with matches given to him by a visitor on the previous day. One pauper patient, who occupied a single room, committed suicide in an extraordinary manner; he pushed his head under the top bar of the bed and then somersaulted over, thus dislocating his neck.

Of the 10 accidental deaths not due to suicide, one resulted from coma and exhaustion following intracranial haemorrhage caused by the patient accidentally falling and striking her head against a radiator. One patient was accidentally knocked down by an attendant on a bicycle at cross-roads in the Asylum grounds and sustained a fractured skull. Seven patients fell and sustained fractures, death following from the resultant complications. Two of these patients were over 90, two over 80, and three over 70 years of age. One patient was killed by being run over by a motor car. He had been out at a local Picture House along with other patients under the charge of an attendant. The patients were safely escorted back to the Asylum, but on entering the gates one of the patients turned back on to the main road and was run down by a passing car.



Four patients attempted suicide by cutting the throat ; in one case while absent "on pass" from the Asylum. Two of the patients made use of safety-razor blades ; in one case the blade was obtained from another patient who works at the Asylum farm, and who stated that he had picked it up, and in the other case the patient stated that he had picked up the blade 18 months before and that he had secreted it in his purse. In the fourth case the patient eluded the vigilance of an attendant while working out of doors, and made the attempt to cut his throat by using the blade of a scythe. One patient attempted suicide by cutting his wrist with a penknife which had been given to him by a visitor and secreted. In the remaining case the patient attempted suicide by swallowing a weak solution of lysol. An attendant had been washing in a weak solution of lysol a triangular bandage used for retaining a dressing in the case of another patient. The attendant had occasion to leave the washhand basin in which he was washing the bandage, and a patient left his bed, made his way to the basin, scooped up some of the fluid in an enamelled mug, and swallowed it.

In 84 cases the accidents involved fracture of bones or dislocation of joints. These were occasioned in 63 cases by falls, in 13 cases by struggling with fellow-patients or attendants or assaults by fellow-patients, and in 8 cases from various causes, some fractures being unintentionally self-inflicted, and in the case of others the causes were unascertainable.

There were two head injuries, one being caused by a patient hitting another over the head with a window pole while the latter was asleep, and in the other case a patient, breaking his parole and escaping, got into trouble with the police, was taken into custody, and brought back to the Asylum smelling of stale drink and with a deep linear wound over his right eye.

There were reported, in addition, 16 wounds of a more or less serious nature, but not falling under any of the foregoing classifications, and 70 minor injuries.

There were also reported during the year 49 accidents to the Asylum staffs, 2 being sustained by matrons, 20 by nurses, 10 by attendants, 1 by a cook, 4 by maids, and 12 by other employees. Altogether 13 of the accidents to employees, which were mostly of a minor nature, were the results of assaults by patients.

In every case of death by accident, of sudden or unexpected death, or death under circumstances of apparent or alleged suspicion occurring in an Asylum, the Superintendent is required to give immediate intimation not only to the Board but also to the Procurator-Fiscal of the County in which the Asylum is situated, who makes such inquiry as he may deem necessary.

### III.—POSITION OF LUNACY DISTRICTS AND PRESENT CONDITION OF ESTABLISHMENTS FOR THE INSANE.

Establishments for the insane in Scotland comprise : (a) Royal and District, (b) Private, and (c) Parochial Asylums ; (d) Lunatic Wards of Poor-houses ; (e) the Department for Criminal or State Patients in Perth Prison.

There are also Observation Wards attached to certain General Hospitals, in which cases of incipient and unconfirmed mental disorder are treated without certification.

The Royal or Chartered Asylums are institutions which were in existence previous to the enactment of the Lunacy Act of 1857. They are 7 in number. Five of these—the Royal Asylums of Aberdeen, Dundee, Edinburgh, Glasgow, and Montrose—were at their origin erected out of funds derived from legacies,



subscriptions, and donations, including in all cases contributions of greater or less amount from parochial sources. The other two institutions, the Crichton Royal Institution at Dumfries, and Murray's Royal Asylum at Perth, were erected out of funds provided by the benefactors whose names they bear. All the 7 Royal Asylums received both pauper and private patients at the time of the passing of the Act of 1857; but the Directors of Murray's Royal Asylum resolved, soon after the passing of that Act, to devote the institution solely to the care and treatment of private patients.

District Asylums are institutions created under the provisions of the Lunacy Act of 1857. Asylums of this class are provided out of funds furnished by county and burgh assessments, and are intended for the accommodation of the pauper lunatics of localities where such accommodation is not otherwise provided. At present there are 21 such asylums in occupation.

Private Asylums are establishments conducted by their proprietors for profit, and only private patients are received into them; there are 2 such establishments at present.

Parochial Asylums are establishments erected out of funds furnished by the poor-rate of the districts to which they belong. These establishments are called Parochial Asylums for convenience, but they are technically lunatic wards of poorhouses which have been licensed by the Board to receive pauper patients suffering from all forms of insanity—that is, those who are curable and dangerous as well as those who are regarded as incurable and harmless. There is only one establishment of this class at present.

The name of Lunatic Wards of Poorhouses is given specially to portions of poorhouses which have been set apart for the accommodation of pauper lunatics who are regarded as incurable and not dangerous. Such sections exist at present in 14 poorhouses.

The criminal lunatic department of the Prison at Perth provides accommodation for insane prisoners and convicts, and also for persons detained during His Majesty's pleasure, who have either been acquitted on account of insanity of the offences with which they had been charged, or have been found to be insane in bar of trial.

The reports by the Medical Commissioners of their inspection of the different establishments have, as usual, been presented to and considered by the Board. They are entered in the appropriate books of the respective establishments on the occasion of the statutory visits of the Medical Commissioners, and a copy of each report is preserved for reference at the offices of the Board.

The management of these establishments reflects credit upon the officials, and almost without exception a satisfactory standard of efficiency is maintained.

The Dundee Royal Asylum, the Glasgow Royal Asylum, the Murray's Royal Asylum at Perth, and the New Saughton Hall and the St. Andrew's Private Asylums receive only private patients, the last named being for patients of the Roman Catholic faith.

Most of the private patients are accommodated in the Royal Asylums at varying rates of board. There is, however, a small number of private patients in many of the District Asylums; these are mostly patients belonging to the districts served by these Institutions, and they are received at rates of board slightly higher than the rate for pauper patients of the district, and in certain Asylums at rates which are slightly less than the rates charged for pauper patients received as boarders from other districts. At the Inverness District Asylum private patients are received at the rate for district pauper patients. That is done to encourage the sending as private patients of



persons belonging to the district who would otherwise require to be dealt with as pauper patients. In District Asylums, however, there is no special accommodation provided for private patients. On the other hand, all those Royal Asylums which receive pauper patients, namely, the Aberdeen Royal Mental Hospital, Crichton Royal Institution (Dumfries), Royal Edinburgh Hospital for Mental Disorders, Montrose Royal Asylum, make separate provision for private and pauper patients, and any overcrowding in these Institutions is only evident in the sections for pauper patients. The Royal Asylums provide accommodation for private patients at different rates of board from approximately £50 per annum upwards.

Extensions have recently been made or are in process of being made at the Aberdeen Royal Mental Hospital and the Crichton Royal Institution. At the former new and excellent accommodation of the most modern type and equipment has been provided for private patients at Daviot House, which is situated 21 miles from Aberdeen. The new buildings were opened in October, and are now occupied mostly by patients transferred from the old Asylum in the City. This extension has enabled the Directors to make better provision at the old buildings for the pauper patients and for the accommodation of nurses.

At the Crichton Royal Institution an extensive scheme is in process which, on completion, will provide all that is necessary to make this Institution a complete modern Mental Hospital fully equipped in respect of treatment, recreation, and occupation.

In the District Asylums the overcrowding referred to in previous Reports is still prevalent, but steps are being taken in a number of cases to meet this pressing problem.

The following indicates, by Counties, the present arrangements for dealing with pauper lunatics :—

#### ABERDEEN.

The pauper lunatics of the County of Aberdeen are accommodated mainly in the Aberdeen Royal Mental Hospital under an agreement with the Managers of that Institution, but a few suitable patients are provided for in the Lunatic Wards of Buchan Poorhouse; the pauper lunatics of Aberdeen City are provided for in the District Asylum at Kingseat.

The overcrowding at the Royal Mental Hospital has been relieved by the opening of the buildings which have been erected for private patients at Daviot House, and to which reference has already been made. At the District Asylum the tendency to congestion on the male side persists, but plans have been passed for the erection of a verandah attached to one of the parole villas. The verandah will accommodate a number of senile patients, and will relieve the congestion to a certain extent without interfering with the ordinary arrangements of the parole villa.

The presence of a number of mental defectives, including juvenile defectives, is still an undesirable feature of the District Asylum, due to the non-provision by the Local Authority of institutional accommodation under the Mental Deficiency Act.

#### ANGUS.

By arrangement with the Managers of the Montrose Royal Asylum, the pauper lunatics of the County of Angus (excluding Dundee City) and the large burgh of Arbroath are accommodated in that institution. Plans



have been passed for the erection of a new block of buildings for the accommodation of chronic and senile patients at this institution.

The pauper lunatics of the City of Dundee are accommodated at the Dundee District Asylum at West Green and in the Lunatic Wards of Dundee (East) Poorhouse (Maryfield Hospital). There are also Mental Observation Wards at the Maryfield Hospital.

There is a very noticeable degree of overcrowding at the Dundee District Asylum, particularly in the hospitals and admission blocks where the proper classification of the patients is rendered impossible. Besides fresh admissions and acute cases, many of the beds are occupied by senile patients. It is understood that the Committee are alive to the seriousness of the situation and that they are considering the erection of a hospital of the pavilion type to hold 60 beds as a preliminary provision. Further relief could be obtained by making separate provision for the mental defectives who are accommodated in the Asylum wards and who would be more suitably provided for in an institution under the Mental Deficiency Act. In addition to overcrowding, the staff is inadequate, the average number of nurses on duty being 1 to 15 patients. This approaches the danger zone and entails a considerable strain on the nurses. It is understood that the Asylum Committee are also considering the erection of a Nurses' Home, and that, in order to relieve the congestion, they intend to erect huts for the nursing staff until the Home is ready.

#### ARGYLL.

The District Asylum at Lochgilphead provides adequate accommodation for the pauper lunatics of the Counties of Argyll and Bute. The old Poorhouse buildings, which adjoin the Asylum and which were acquired by the Asylum Authorities, provide accommodation for 60 patients. By an agreement made in 1929 with the Glasgow Corporation, all the beds in the Poorhouse buildings are reserved for the accommodation of Glasgow City patients for a period of 10 years. There is still evidence of overcrowding at the Asylum, and the Local Authorities concerned have been asked to make other and more suitable provision elsewhere for the mentally defective patients who are at present accommodated there.

#### AYR.

The pauper lunatics of the County of Ayr and the large burghs of Ayr and Kilmarnock are accommodated in the District Asylum at Glengall and in the Lunatic Wards of the Cuninghame Home.

The overcrowding in the main building and especially on the male side at the Asylum continues to call for consideration, but some relief may be obtained under the scheme which the Local Authorities have at present under consideration of extending the accommodation for mental defectives at the Dunlop House Certified Institution.

#### BANFF.

The District Asylum at Ladysbridge, Banffshire, provides for the pauper lunatics of the County of Banff.

The staff club-house, reference to the erection of which was made in our last Report, has been completed and is proving of great value. During the year new heating apparatus and hot-water plant have been installed. The overcrowding in the male hospital still calls for the attention of the Asylum Committee.



BERWICK.

The pauper lunatics of the Counties of Roxburgh, Berwick, and Selkirk are adequately provided for in the Roxburgh District Asylum at Melrose. A reference to this institution is made under Roxburgh.

BUTE.

The pauper lunatics of the County of Bute are accommodated in the Argyll District Asylum. A reference to this institution is made under Argyll.

CAITHNESS.

By an agreement with the Managers of the Royal Asylum at Montrose, the pauper lunatics of the County of Caithness are accommodated at that institution. A reference to this institution is made under Angus.

CLACKMANNAN.

The pauper lunatics of the County of Clackmannan are accommodated in the Stirling District Asylum at Larbert. A reference to this institution is made under Stirling.

DUMFRIES.

The pauper lunatics of the Counties of Dumfries, Kirkcudbright, and Wigtown and of the large burgh of Dumfries are suitably accommodated in the Crichton Royal Institution at Dumfries, and to a small extent in the Lunatic Wards of the Wigtownshire Poorhouse. The provision of accommodation in the Crichton Royal Institution for pauper lunatics of the Southern Counties of Dumfries, Kirkcudbright, and Wigtown, including the Burgh of Dumfries, is made in terms of Section 60 of the Lunacy (Scotland) Act of 1857, and Section 41 of the Mental Deficiency and Lunacy (Scotland) Act, 1913.

The new building which is being erected at the Crichton Royal Institution is well advanced. Not only will it provide additional accommodation for patients, but it will also make up-to-date provision for their recreation and for physical therapy in all its modern developments.

DUNBARTON.

The pauper lunatics of the County of Dunbarton and the burghs of Clydebank and Dunbarton are provided for in the Stirling District Asylum at Larbert. A reference to this institution is made under Stirling.

EAST LoTHIAN.

The pauper lunatics of the County of East Lothian are accommodated in the East Lothian District Asylum at Haddington and in the Lunatic Wards of Inveresk Poorhouse.

A part of the accommodation at the East Lothian Asylum, which is not at present required for pauper lunatics of the East Lothian County, has for a number of years been utilised by patients from Glasgow City.

Attention again requires to be drawn to the crowded condition, particularly of the hospital on the female side. While in good weather the attached open-air verandah accommodates quite a number of patients, both day



and night, the patients are more generally accommodated in the hospital ward. It is understood that the Local Authority are considering the matter, and it is suggested that an improvement might be economically effected by converting the present open-air verandah into a sun-room where the patients could be housed under hospital conditions by day and night.

#### FIFE.

The pauper lunatics of the County of Fife and of the large burghs of Dunfermline and Kirkcaldy are accommodated in the District Asylum at Springfield, near Cupar. The County of Kinross was, by the Local Government (Scotland) Act, 1929, combined with the County of Perth, but in the meantime the Kinross patients continue to be provided for in the Fife Asylum.

The Asylum Committee are now dealing with the serious overcrowding to which reference has been made in previous Reports, and plans have been passed for the erection of an up-to-date pavilion to accommodate 86 patients.

#### INVERNESS.

The District Asylum at Inverness serves the large burgh of Inverness and the Counties of Sutherland, Ross and Cromarty, Inverness, and the Nairn area of the joint County of Moray and Nairn.

The Nurses' Home, to which reference was made in the last Report, has been completed and is now in occupation by the nursing staff. This welcome addition to the Asylum buildings not only provides suitable and up-to-date quarters for the nursing staff, but by releasing accommodation in the main building, which has hitherto been occupied by the nurses, it will help to relieve the congestion in the accommodation available for the patients, the proposal being to convert the old nurses' quarters into a senile ward to accommodate 110 patients.

In the course of the year a new isolation block was opened for typhoid "carriers," with accommodation for 20 patients.

Further relief to the overcrowding in the Asylum will be provided by the conversion of the old workshops at the Asylum into a villa to accommodate 38 working patients.

#### KINCARDINE.

The pauper lunatics of the County of Kincardine are suitably provided for in the Montrose Royal Asylum by arrangement with the Managers of that institution. A reference to the Montrose Royal Asylum is made under Angus County. A number of suitable patients of the Kincardine County are accommodated in the Lunatic Wards of the Kincardineshire Poorhouse at Stonehaven. It is necessary to repeat what is stated in the last Report that in this Poorhouse the bathroom facilities on both sides are rather cramped and in need of being brought more up-to-date.

#### LANARK.

The pauper lunatics of the City of Glasgow are accommodated in the Woodilee District Asylum at Lenzie, the Gartloch District Asylum at Gartcosh, the Govan District Asylum at Hawkhead, and in the Lunatic Wards of the Southern General Hospital, Govan. A certain number also are accommodated in the Paisley District Asylum at Riccartbar, Paisley, and the Renfrew District Asylum at Dykebar, Paisley, in both of which the Glasgow Corporation have an interest as the result of the changes under



the Local Government (Scotland) Act, 1929. A number of patients of the Govan district of the City are accommodated in the Kirklands Asylum, which was formerly owned jointly by the Lanark and Govan District Boards of Control. By arrangement following upon the changes under the Local Government (Scotland) Act, 1929, the whole of the Kirklands Asylum has been taken over by the Lanarkshire Combination, which consists of the County of Lanark and the large burghs of Airdrie, Coatbridge, Hamilton, Motherwell and Wishaw, and Rutherglen. The Asylum accommodation belonging to the Glasgow Corporation is quite inadequate to meet the needs of the City, and as a temporary arrangement Glasgow patients are boarded in the Argyll and Bute, East Lothian, Lanark, Midlothian, and Roxburgh District Asylums. The Corporation hope to open in 1936 a large institution for mental defectives on the Lennox Castle Estate, and it is intended to relieve the congestion at the Glasgow Asylums by transferring to the new institution a number of mental defectives who have had to be provided for under the Lunacy Acts, and also by converting the existing Certified Institution at Stoneyetts into an Asylum for pauper lunatics. The Corporation are still faced, however, with a very pressing problem, having regard to the annual increase in the number of pauper lunatics requiring to be provided for, and the fact that in many of the Asylums of other areas in which Glasgow patients are boarded all the accommodation is now required or is likely soon to be required for the pauper lunatics of the districts served by these institutions. Work has been commenced on a new hospital at the Govan District Asylum, which will provide accommodation for 200 patients. Steps are also being taken to increase the accommodation for the nurses at Hawkhead Asylum, as the existing provision has become quite inadequate for the greatly increased nursing staff which has developed with the growth of the number of patients.

As a temporary measure, to relieve the overcrowding at the Gartloch Asylum, the farm annexe is being utilised for the treatment of bedridden cases and a special portion of the sanatorium is being used as a unit for the segregation of a group of dysentery "carriers." In view of the general situation, an extension to Gartloch Asylum on the lines of what is being carried out at the Govan District Asylum might be usefully considered. The Local Authority are taking steps to make further provision for attendants at the Gartloch Asylum, the proposal being to construct 8 houses in two blocks of four houses each.

The pauper lunatics of the County of Lanark and the large burghs of Airdrie, Coatbridge, Hamilton, Motherwell and Wishaw, and Rutherglen are accommodated in the District Asylum at Hartwood, Lanarkshire, and the Kirklands Asylum at Bothwell. A number of suitable patients are accommodated in the Lunatic Wards of the Old Monkland Poorhouse at Coatbridge.

Reference has already been made to the definite overcrowding on the male side at the Hartwood Asylum and to the condition which is especially noticeable in the Reception Hospital. A commencement has been made with the erection of the Colony for mental defectives on the Hartwoodhill Estate, and it is the intention to relieve the congestion at the Hartwood Asylum by the transfer therefrom of a large number of mental defectives to the new Colony.

#### MIDLOTHIAN.

The City of Edinburgh has accommodation for its pauper lunatics at the District Asylum at Bangour, which is situated about 14 miles west of the city.



By arrangement, a small but decreasing number of Edinburgh City patients are housed in the Royal Edinburgh Hospital for Mental Disorders; apart from that, the Asylum at Bangour provides adequate accommodation for the pauper lunatics of the district.

An improvement has been effected at the Reception Hospital at Bangour by the removal of the verandahs and the transference of chronic patients to the main hospital. The value of a Reception House limited to receive all new patients and retaining them for complete diagnosis and care and treatment cannot be over-estimated.

A few suitable patients of the City of Edinburgh are accommodated in the Lunatic Wards of Inveresk Poorhouse.

The pauper lunatics of the Counties of Midlothian (excluding Edinburgh City) and Peebles are adequately accommodated in the District Asylum at Rosslynlee, and in the Lunatic Wards of the Inveresk Poorhouse.

#### MORAY AND NAIRN.

The pauper lunatics of the Joint County of Moray and Nairn, excluding the Nairn area, are accommodated in the District Asylum at Elgin. The accommodation is meantime ample for the needs of the district.

The pauper lunatics of the Nairn area, which formerly formed part of the Inverness Lunacy District, are accommodated in the Inverness District Asylum.

#### ORKNEY.

Pauper lunatics of the County of Orkney who require to be removed from their homes are sent to the Royal Edinburgh Hospital for Mental Disorders, under an arrangement with the Directors of that institution.

#### PEEBLES.

The pauper lunatics of the County of Peebles are accommodated in the Midlothian District Asylum. A reference to this institution is made under Midlothian.

#### PERTH AND KINROSS.

The Perth District Asylum at Murthly provides adequate accommodation for the pauper lunatics of the County and of the Burgh of Perth. Accommodation for a number of suitable cases is provided in the Lunatic Wards of the Perth Poorhouse (Bertha Home).

The pauper lunatics of the County of Kinross which, under the Local Government (Scotland) Act, 1929, forms part of the joint area of Perth and Kinross, are still accommodated in the Fife District Asylum, the County of Kinross having formerly been part of the Fife Lunacy District.

#### RENFREW.

The District Asylum at Dykebar, Paisley, provides accommodation for the pauper lunatics of the County of Renfrew (exclusive of the large burghs of Paisley and Greenock), and the large Burgh of Port Glasgow. The City of Glasgow has also a large interest in this Asylum, and a number of Glasgow patients are accommodated in it. The institution is managed by a Committee representing the City of Glasgow, the County of Renfrew, and the Burgh of Port Glasgow. The Asylum is fortunate in still being able to afford that ample space which is so necessary for the proper nursing and classification of the patients.



The pauper lunatics of the Burgh of Paisley are accommodated in the District Asylum at Riccartbar, and to a small extent in the Lunatic Wards of the Poorhouse at Craw Road. As the result of the re-arrangement of Lunacy areas under the Local Government (Scotland) Act, 1929, the City of Glasgow has a small interest in these institutions. The overcrowding at the Riccartbar Asylum has reached the stage which calls for serious consideration by the Local Authorities.

The pauper lunatics of the Burgh of Greenock are accommodated in the Parochial Asylum at Smithston—the only institution of its kind in Scotland. As the result of the changes under the Local Government (Scotland) Act, 1929, the Renfrew County has a small interest in this institution, and on the other hand, the Burgh of Greenock has a correspondingly small interest in the Renfrew District Asylum. The accommodation for lunatics in the Smithston Asylum is somewhat severely taxed, and as a temporary measure a Licence has been granted for the accommodation of a number of patients in the old sanatorium which adjoins the main building. The Local Authority have also drawn up plans of a proposed Reception Hospital with the object of meeting the urgent need for extended accommodation.

#### ROSS AND CROMARTY.

The pauper lunatics of the County of Ross and Cromarty are accommodated in the Inverness District Asylum. A reference to that institution is made under Inverness.

#### ROXBURGH.

The Roxburgh District Asylum at Melrose provides adequate accommodation for the pauper lunatics of the Counties of Roxburgh, Berwick, and Selkirk.

#### SELKIRK.

The pauper lunatics of the County of Selkirk are accommodated in the Roxburgh District Asylum. A reference to this institution is made under Roxburgh.

#### STIRLING.

The pauper lunatics of the Counties of Stirling, Dunbarton, West Lothian, and Clackmannan, and the large Burghs of Stirling, Clydebank, Dunbarton, and Falkirk are accommodated in the Stirling District Asylum at Larbert. A number of suitable patients are also accommodated in the Lunatic Wards of the Dunbarton and Linlithgow Poorhouses. During the year useful additions were completed at the Stirling Asylum by the opening of an occupational therapy department with a spacious verandah, a shop, and a reconstructed store. As indicated in our last Report, however, the Combination will require to consider the necessity for extending the accommodation, and it is again suggested that some consideration should be given to the utilisation for the accommodation of patients of the Mansion House on the Kinnaird Estate which was purchased by the District Board in 1925, and has since remained unoccupied.

#### SUTHERLAND.

The pauper lunatics of the County of Sutherland are accommodated in the Inverness District Asylum. A reference to this institution is made under Inverness.



## WEST LOTHIAN.

The pauper lunatics of the County of West Lothian are accommodated in the Stirling District Asylum. A reference to this institution is made under Stirling.

## WIGTOWN.

The pauper lunatics of the County of Wigtown are accommodated in the Crichton Royal Institution, Dumfries. A number of suitable patients are provided for in the Lunatic Wards of the Wigtownshire Poorhouse. A reference to the Crichton Royal Institution is made under Dumfries.

## ZETLAND.

The pauper lunatics of the County of Zetland continue to be suitably provided for at the Montrose Royal Asylum under an agreement with the Managers of that institution. A reference to this institution is made under Angus.

## IV.—METHODS OF TREATMENT OF THE INSANE.

The care and treatment of the insane to-day can only be fully appreciated by a comparison with conditions which existed when the public interest was first aroused to the fact that insanity was a malady like any bodily illness and not an incarnation of evil spirits. Criticism is still levelled at conditions which exist in Mental Hospitals, but the lack of appreciative understanding of mental conditions and their attendant difficulties and dangers is in part responsible for such adverse and unfavourable views and ideas as exist in regard to general conditions of care and treatment.

It is now nearly 80 years since the Royal Commission held its Inquiry into the conditions for the care of the insane in Scotland, and the record since has been one of steady development and improvement, at first mainly in conditions of care and comfort, but latterly also in methods of treatment. Progress has of necessity been slow, due as regards treatment to the comparative obscurity of the disease and as regards conditions of care to the costs involved and the reluctance on the part of the public to support heavy expenditure on behalf of persons suffering from what has hitherto been regarded as more or less an incurable disease.

A visit to an Asylum in Scotland to-day cannot fail to convince an unbiassed person of the comfortable, hygienic, and favourable conditions which exist. It may be claimed that none of the conditions adversely reported on by the Royal Commission in 1857 are now to be found in Scottish Lunatic Asylums, and not only has effect been given to the recommendations of the Royal Commission, but many other features have been introduced to bring these Institutions into line with up-to-date general hospitals; indeed, the old idea of confinement and detention has steadily given way to ideas of hospital treatment with a greatly extended sense of freedom and liberty. Of course, no one to-day is quite familiar with the conditions which existed in 1857, and so the immense improvement in the modern as compared with the one time Asylum is not fully realised.

The disuse of the padded cell, the relative absence of locked doors, and the disuse of mechanical restraint and seclusion are among the more evident improvements which have taken place in modern Asylum care and treatment. The open door system and the still more modern village system, such as exists at the Edinburgh District Asylum, Bangour; the Aberdeen



District Asylum, Kingseat; and the Renfrew District Asylum at Dykebar, are strikingly progressive in comparison with conditions of 80 years ago. Other improvements, probably no less noticeable, include improved hygienic conditions, hospital arrangements, entertainment and recreation, and therapeutic agencies, natural, psychological, educational, and occupational. Each Asylum is a self-contained unit; within its communal life the patients find everything they need, and no effort is spared to make their daily lives as happy, comfortable, and contented as is possible, having regard to the distressing mental conditions from which many of them suffer. Complete classification of the cases for purposes of treatment is difficult from many points of view, and it is often difficult to satisfy not only certain of the patients but also their relatives that the patients are suitably classified and that they are being properly treated. It is not easy to fix a period during which a mental illness will have run its course and the patient will be discharged. Where recovery from mental illness is possible, the progress is slow, and the methods which have to be adopted are painstaking and difficult. Mental illness, though probably often associated with physical conditions, differs from bodily illness in respect that the conduct of the mental patient is more or less affected, and separation from life in the community is usually imperative for a time at least. That the public do not yet completely trust the discharged lunatic is suggested by the fact that so many discharged lunatics find it impossible to be re-absorbed into industry—a condition which is not entirely due to present-day conditions of unemployment.

It is the purpose of all institutions for the insane to restore the normal outlook and behaviour of the mental patient and his adjustment to social conditions, and to that end doctors and nurses do their utmost, under conditions the exacting nature of which are not too greatly appreciated and acknowledged.

That there should be a number of accidents in asylums is inevitable, but the number of fatal accidents or suicides is remarkably small having regard to the number of extremely excitable and difficult cases, and to the amount of freedom which is allowed for therapeutic reasons. A feature of the modern Asylum is the friendly and homely atmosphere and the absence of any real evidence of detention. Occupation is recognised as an important therapeutic agent, and a very large percentage of the patients in every institution for the insane work voluntarily under medical supervision. Many patients are unable and some unwilling to engage in manual employment, and, in order to provide congenial forms of occupation, centres have been formed where handicrafts are taught with great advantage. The work done in these centres includes rug and mat making, weaving, and wood basket and leather work; in fact, a host of articles are made ranging from useful furniture to innumerable nicknacks. Many of the articles made in the Occupational Therapy workrooms, such as rugs and articles of furniture, are utilized within the respective Institutions, but in many cases an annual exhibition and sale of work is held at the Asylum. The exhibition and sale of work is attended by friends of the patients and by others who are interested in mental welfare work, and is one of the occasions in the life of the Institution. Funds raised at such sales provide materials for further work, and there is usually sufficient to provide in addition some form of entertainment for the benefit of the patients. The social side of the Asylum life always receives attention and consideration commensurate with its importance as a remedial and curative agent. While the sexes are strictly separated in the routine life of the Institution, every possible opportunity is taken for bringing the patients together at suitable times. For example,



they dine together, they attend Divine Service together, and they associate at the entertainments, recreations, and amusements. Such association is a useful asset in achieving one of the most important objects of asylum treatment, namely, the readjustment of a patient's outlook upon and natural reaction to social conditions and behaviour. During the summer many of the male patients take part in outdoor sports, such as bowling and cricket, while others find pleasure and profit in the fresh air as spectators of the sport. One or two of the larger Asylums also provide facilities for putting and golf. In recent years it has been the custom in many of the Asylums to take a number of suitable patients for outings and for picnics. In fact, a weekly picnic in favourable weather is a feature of certain Mental Hospitals, and is much enjoyed by the patients, besides being of great physical and therapeutic value. Most of the Asylums are favourably situated for the holding of picnics within their own grounds and yet well out of sight of the buildings. It is impossible to detail all the varied forms of entertainment in the different Asylums, but mention might be made of the Lanark District Asylum. At that Institution summer outings are arranged for the patients, which consist of motor-bus expeditions to the Edinburgh Zoo and to Lanark Loch and picnics on the moors. For the latter a fine afternoon is chosen, and 100 patients at a time walk up to the moor, where they are completely out of sight of the Institution and of factory chimneys. There from 2 to 6 p.m. they have a real country holiday outing. Tea is provided, ice cream is made, and each patient is supplied with a bag containing sandwiches and sweets. The success of these projects must be largely attributed to the enthusiasm of the Matron and her staff, who enter whole-heartedly into the spirit of the occasion, an interest and enthusiasm which is evidence of their desire to ease the lot of the patients under their care.

During the winter months, when the need for maintaining a bright and cheerful atmosphere is so great, everything possible is done by indoor recreation and entertainment to prevent the patients from feeling any monotony or weariness from compulsory confinement to the dayrooms in periods of inclement weather. Table games of various kinds, including billiards, are available for those who are able to enjoy them. Wireless has been introduced fairly generally into the sitting-rooms and hospital wards of most asylums, and concerts, cinema entertainments, in many cases with talking films, and weekly dances enliven the winter evenings. Books, newspapers, and magazines are provided for the use of the patients, and in a few of the Institutions use is made of the service of the British Red Cross Society, which supplies at intervals parcels of books and magazines.

Visits to patients by their relatives and friends are encouraged in all cases in which the Medical Officers consider that the patients are fit to be visited and that visits will not upset them. Occasionally there are indications of the carelessness and thoughtlessness of visitors when it is found that articles have been left with patients which it is unwise and, in fact, unsafe that they should have in their possession. In recent years there has been more than one occasion when such carelessness has had fatal results.

Many Asylums are at a distance from an urban area, and in a number of cases an attractive shop with tea-rooms has been provided, where the friends of patients can purchase such things as sweets, fruit, tobacco, and cigarettes to give to the patients at their visits, where also patients may purchase such luxuries for themselves, and where patients and friends can have tea together at the visits. Most patients are supplied with a weekly ration of tobacco and cigarettes, and outdoor working patients usually receive special allowances of tobacco, etc. As in the case of profits from the Sales



of Work, profits derived from the shop are applied to the supply of comforts to the patients.

Within the wards there is considerable therapeutic value in the bright and cheerful colour schemes and in the decoration by means of plants and flowers which are to be found in the wards in all seasons of the year. It is extremely important that the atmosphere and environment in which mental patients live from day to day should be as bright, cheerful, and entertaining as it is possible to make them, and that aspect of treatment is well attended to in the modern Asylum.

As regards medical treatment, no period in the history of psychological medicine has produced such a hopeful outlook as has developed in recent years. Not only has progress been made in the psychological aspect of the treatment of mental disease, but the close association of physical and mental health is now recognised in a progressive way, and the importance of investigation into the possibilities of a physical basis for mental disease may be said to have full consideration in every case with resultant appropriate treatment. Apart from the actual therapeutic value, the psychological importance of active therapeutic treatment in cases of mental disease cannot, in fact, be ignored, and this aspect of the matter adds to the value of such forms of treatment as hydrotherapy, electrotherapy, and radiotherapy.

As regards radiotherapy, the following extract from the Report by the Medical Superintendent of the Crichton Royal Institution in respect of the year 1935 is of interest :—

“ It is an interesting coincidence, and a possible and suggestive explanation, that towards the end of 1931 the Artesian water supply of the Institution was considerably increased by the boring of another well, providing twice as much water as the former well, and that the water of the new well is two and a half times as radioactive as that of the old well. The radioactivity of the waters of the two wells was carefully examined and estimated by Professor James Muir, D.Sc., of Glasgow, who found that the water from the old bore has 60 units of temporary radioactivity, or the average for deep wells, whereas that from the new bore has 150 units.

“ Radiotherapy has hitherto not been employed in the treatment of mental diseases, and probably mainly for the reason that mental disorder is not a ‘localised’ affection, like cancer in its early stage, which can be treated by carefully localised application of radium. Mental diseases, on the contrary, are affections of the whole body-mind and personality, and their therapy involves the treatment not only of the brain and nervous system but also of the whole organism, including in addition the individual’s social relationships. The physical condition of patients coming to mental hospitals for treatment is at the best below par or normal, and the great majority are in a poor or weak state of health; and in my experience the most frequent bodily symptoms among newly admitted patients are general debility and exhaustion, malnutrition, and disordered metabolism, and these have usually been the premonitory symptoms of the mental attack. The characteristic process of the bodily chemistry or metabolism is oxidation, and notably in melancholia and dementia the basal metabolic rate is lowered, with resulting accumulation in the system of unoxidised and other toxic products of metabolism. If the proved curative effects of certain radioactive mineral springs in gout and allied affections of the fibrous tissues, muscles, and joints are attributable in part to their radioactivity, they possibly operate in this respect by stimulating the metabolism and activating the oxidative processes of the body. If this surmise is correct, then there would seem to be a sound reason for the use of radium in the treatment of mental diseases, in some mild and generalised form, as by the drinking of



radioactive waters and the taking of radioactive baths; and possibly this may help to explain the improvement in the recovery rate at Crichton Royal during the past four years, that is, since the opening of the new Artesian Well towards the end of 1931, with its more copious supply of more radioactive water than that of the former well."

The treatment of general paralysis of the insane by induced malaria has had remarkable results. It is not so very many years since this terrible disease was regarded as incurable, and the discharge of a general paralytic from an Asylum was practically unknown. Now, while all patients do not react to the malarial treatment, quite a number do, and in recent years there has been a number of discharges of patients who have had the disease arrested, and in some cases the discharged patient has been able to return to his normal life and vocation.

Generally the reports from the Asylums indicate that in recent years there has been a decrease in the number of patients suffering from general paralysis of the insane. This is doubtless due to the active and effective measures which are now applied in the treatment of syphilitic and venereal conditions and also to the fact that malarial treatment is now being given in General Hospitals to patients in the early stages of general paralysis. As regards the treatment of general paralytics, Returns show that the number treated by induced malaria in Scottish Asylums is 325, and that the numbers discharged after such treatment were: as recovered 90, and as relieved 33. A certain amount of risk inevitably attends the malarial treatment, and consequently the consent of the relatives must be obtained before such treatment is applied. The result is that not all the patients who are admitted to Asylums suffering from general paralysis of the insane are given this treatment and, as has already been stated, not all those who receive the treatment react to it favourably. The number of patients in all but four Scottish Asylums at 31st December 1935 suffering from general paralysis of the insane was 277.

Returns from the four Asylums referred to had not been received at the time of going to press.

On the other hand, however, there is a distressing increase in the number of patients suffering from dementia præcox, that disabling mental condition which claims for its victims so many young people in the difficult period of adolescent and immediately post-adolescent years. Returns from the same Asylums show that the number of persons in residence who had been admitted suffering from dementia præcox rose from 3381 at 31st December 1934 to 3559 at 31st December 1935.

It is learned that insulin treatment for dementia præcox is being tried in Vienna at the same centre as that at which malarial treatment for general paralysis of the insane was first applied as a curative agent. The treatment has been in use there for two years, and during that period it is understood that 200 cases have been treated with encouraging results. This method of treatment is now also being applied in several other countries, *e.g.* Switzerland, Japan, Jugo-Slavia, and Holland, and it is hoped that it will be found to be of sufficient therapeutic value to be utilised in this country with beneficial results.

Apropos of the importance of physical therapy in the treatment of certain mental conditions which may be of a toxic nature, it is worthy of note that in one Asylum in Scotland interesting results have been obtained in a number of cases from what is known as the "octozone" treatment.

The following is an excerpt from the Report by the Medical Superintendent of that Asylum:—



## "TREATMENT BY OCTOZONE.

	Recovered.	Improved.	Not Recovered.
Melancholia with High Acidity . . .	6	..	1
"    "    Excess Urates . . .	4	..	..
"    "    Glycosuria . . .	1	..	..
"    "    Hypoglycæmia . . .	2	1	4
"    "    Cancer . . .	..	..	1
"    "    Catarrh of Naso Pharynx . . .	6	..	2
"    "    Sinus Infection . . .	..	..	1
"    "    Arthritis . . .	3	4	2
"    "    Allergic Conditions . . .	..	3	1
"    "    High Blood Pressure . . .	2	..	3
"    "    Tubercular Infection . . .	..	..	2
Manic Depressive Types . . .	..	..	3
Anxiety Neurosis . . .	2	..	1
Climateric Insanity . . .	2	..	2
Dementia Præcox . . .	..	..	6
Epilepsy . . .	..	..	1
Encephalitis Lethargica . . .	..	..	3
	—	—	—
	28	8	33
	—	—	—

"Treatment by oxidation and gaseous disinfection was started on 1st December 1933, when an octozone apparatus was installed. It is therefore now possible to give an idea of the stability of those recoveries obtained. Altogether 69 patients have been treated, of whom 28 recovered, 8 are improved, and 33 are unrecovered. Up to date no 'recovered' patient has required further treatment, which seems surprising, as a state of sub-oxidation may be expected to recur under certain circumstances.

"The most promising line of work is in melancholia with hyperacidity of the urine. In the patients treated the total acidity varied from 30 per cent. to 76 per cent. Closely allied is the group with excess urates. In these patients the specimen of urine taken before treatment showed a deposit of urates which filled more than half of the measuring glass.

"A new field of work has been suggested by the recovery of two spontaneous hypoglycæmic patients. These patients were not strictly melancholic in type, the mental states being as varied as the physical, and changing as rapidly. Both cases are recent, and it remains to be seen whether the underlying cause, whatever it may be, has been really influenced.

"It will be noticed that nasal catarrh does not always yield to this treatment, and the explanation may be that pockets of pus are present requiring active drainage. The patient with sinus infection showed no improvement with octozone, but X-ray plates revealed pus in the right antrum, and surgical measures effected a cure.

"In the arthritic group the two unrecovered patients were of the osteoarthritic type, the melancholia being mild. The four patients who are classed as 'improved' obtained relief from their arthritic symptoms but did not show mental improvement.

"Of the allergic patients, two suffering from asthma, probably of psychical origin, and one from skin conditions showed slight improvement. The fourth, a boy of twelve suffering from asthma, with an asthmatic family history, shows no improvement.



"Idiopathic hyperpiesia was present in one of the recoveries, but another was a medical man, 68 years, with arterio-sclerosis. He was treated April to June 1934, and has since then been running a large practice.

"In the remaining recoveries under anxiety neurosis and climateric insanity, the emotional factors involved and the absence of any special physical conditions make it difficult to say that octozone played any specific part in the recovery."

It is necessary to stress the extreme importance of having mental conditions treated in their earliest stages if good results are to be obtained. The Statutory provision for the admission of patients to Asylums on a voluntary basis has been helpful in securing comparatively early treatment in a great many cases; but other methods appear to be called for if early treatment is to be secured in every case, and it is suggested that clinics should be established in as many centres as possible, so that persons in the early stages of mental ill-health may be encouraged to seek and obtain skilled medical advice and guidance at a time when something may be done to arrest or cure the condition.

## V.—PATIENTS IN PRIVATE DWELLINGS.

### NUMBERS OF PRIVATE AND PAUPER LUNATICS.

The number of lunatics other than paupers who were provided for in private dwellings, with the sanction of the Board, on 1st January 1936 was 62. Of these, 21 were persons whose means have been placed under curatory by the Court of Session or by a Sheriff Court. Of the whole number, 23\* were in houses which possessed special licences for the reception of not more than four patients, and 39 were placed singly in houses which, having only one patient, require no licence. The number of houses possessing special licences for the reception of private patients was 28 on 1st January.

All pauper lunatics, wherever placed, come upon the register of the Board, and we are fully informed by visitation or otherwise as to the mode in which they are provided for, and of every important fact concerning them. The relation of the central authority to every individual member of the pauper class of the insane is peculiar to Scotland. In no other country is every lunatic whose maintenance is contributed to from public sources under the direct supervision of the central authority. The number of pauper patients provided for with the sanction of the Board in private dwellings on 1st January 1936 was 1195, showing a decrease of 54 compared with the preceding year. The number admitted during the year to the roll of pauper patients in private dwellings was 46, which is 3 less than last year. Of these, 4, or 1 less than last year, were resident in private dwellings when first reported to the Board and remained with our sanction under private care, and 42, or 2 less than last year, were removed from Asylums. Of the total number of pauper patients in private dwellings, 8 were certified sane during the year, 1 was removed from the poor-roll by friends, 54 were removed to Asylums, and 37 died—the death-rate being equal to 30 per 1000.

During the year 1935, all lunatics and mental defectives in private dwellings were visited by the officers of the Board.

---

\* Includes 3 private patients resident in houses licensed for pauper patients.



The following is an extract from a report by Dr. Chapman :—

As the districts visited by me during 1935 included the Western Isles, the impoverished industrial areas, and farming counties, a variety of conditions was observed.

I am firmly convinced of the benefits to be derived from the boarding-out system, not only to the patients, but to the general community. It provides useful employment, interest, and a home life for the patient, widens the outlook of those who come in contact with him, and helps to remove that all too prevalent opinion of the general public that the only place for the mentally afflicted is the Asylum.

It was a pleasure to see patients working diligently and interestedly at their various forms of employment under guardianship. Very few patients expressed discontent ; indeed, many of them, beyond asking for a short holiday at home, are pleased to continue indefinitely under guardianship. Many, without being asked, told me that they were happy, well fed, and well cared for. This unsolicited testimonial to guardianship is gratifying in the extreme. It has astonished me to find how tolerant a guardian will be with a troublesome patient. In several instances during the past year this has been forcibly brought to mind where a newly boarded-out case has been very difficult for several weeks, but the guardian was loath to part with the patient, saying that he was " not so bad " and that it would be a pity to send him back to an Institution. An illustration of this was the case of a mentally defective lad boarded-out for the first time on a farm and having come direct from an Institution. For a time he was difficult and resentful of discipline, but the farmer, with admirable patience, was at last rewarded by finding that the lad had a liking and a natural ability for farm work, and that he wanted to become a ploughman. The whole trouble had evidently been that the patient resented discipline in any shape or form, and, but for the patience and tact of the farmer, the lad would probably have been returned to institutional care as unsuitable for guardianship. The guardian, an elderly man with no previous experience of patients, was going out of his way to assist this youth.

There were very few cases where guardianship was not altogether satisfactory, and only in one or two instances was this found with unrelated guardians. In the case of patients living with parents or under guardianship of relations it was found in some instances that conditions were unsatisfactory, but in most of these a timely warning or a special visit by the Public Assistance Officer was productive of considerable improvement. In some cases of mental defectives under parental guardianship the conditions were very poor, but beyond increasing the alimentary allowance nothing further could be done, owing to the lack of suitable institutional accommodation. The need for institutional accommodation for mental defectives is acute and has been for a considerable time. Many mental defectives have been seen during the year both at home and in Poorhouses who would benefit by and who really require institutional training and discipline. In some cases where parents refused to send their children to an Institution, I have found that the real reason was that they feared the patient would never be allowed home again. However, when everything was explained to them they were immediately willing to consider the matter. Unfortunately, however, institutional accommodation is very limited and vacancies are infrequent. Not



only so, but under present conditions removal to an Institution would cause considerable hardship in many cases, as the patients would be far removed from their parents or guardians. Accordingly, until all the authorities have made more or less local provision for their mental defectives, there is little use in urging parents to take advantage of the benefits to be derived from institutional care and training.

I strongly discourage the present method of getting rid of difficult and troublesome mental defectives by placing them in Poorhouses. Many inmates of Poorhouses are highly undesirable associates for mental defectives, and should under no circumstances be permitted to come in contact with young and easily led patients. Again, in Poorhouses there is not the necessary staff to look after such patients, and the training received by the mental defectives depends on the ability of the Governor or Matron to find time for such instruction. It is gratifying to find that in most cases the Governor and Matron are very willing to assist. Another method to be deplored is that of "getting rid" of these cases by certifying them as insane and placing them in an Asylum. One Public Assistance Officer with whom I was discussing a troublesome mentally defective lad living under "parent" guardianship frankly said that the only solution was to have the patient certified as insane.

Again, I would stress the points—(1) a "stranger" guardian should not have more than two mentally defective patients under his care; and (2) that small farms, crofts, chicken or fruit farms should be chosen in preference to large farms.

Two adult male cases under unrelated guardianship were found to be suffering from syphilis (probably congenital in origin). After a few weeks' treatment in hospital they were again returned to their respective guardians. The possibility of other members of the household acquiring the disease from the patient is exceedingly remote, but it must be decidedly unpleasant for the guardian to know of such a thing. I would suggest that every case, on being certified as mentally defective, should also be examined for syphilis, or, failing this, then every case coming under institutional care, be it Asylum or Certified Institution, should be so examined.

I am convinced that where a Public Assistance Officer has cases boarded out with his county he should arrange with the Officer in whose district the patients reside to pay at least one of the Statutory visits. To emphasise this, I might refer to a case where a complete stranger (not a guardian) complained that a guardian, with female patients under her care, was keeping male lodgers. Investigation revealed that the complaint was founded on fact, and immediate steps were taken to have the matter remedied. The contention is that the local Public Assistance Officer, having close knowledge of the district and its people, would have been aware of these circumstances and taken the necessary steps to deal with them.

When institutional accommodation is available for mental defectives, an endeavour should be made to have them admitted at an early age in the hope that any asocial tendency which has developed may be eradicated. Unfortunately in most cases it is only when the patient has become quite unmanageable at home that the necessity for institutional or other care is



realised by the parents, and the treatment at this stage is rarely so successful. In my opinion quite a number of the troublesome high-grade mental defectives, apart from their deficiency, are to a great extent creatures of their environment and are "more sinned against than sinning." In many such cases parental control has been negligible or even non-existent; hence the necessity for early institutional care and treatment. On the other hand, one cannot fail to notice the excess of care and devotion expended by some parents on defective offspring, amounting in many cases almost to the exclusion of the normal children in the house. These parents fail or refuse to realise how harmful this will be to the defectives in after years.

During the past year several cases have been brought to my notice which were definitely mentally defective but had never been certified, and it was only because of persistent bad behaviour that they were brought to notice. These cases were all of adult age, and had caused considerable pain and suffering to those with whom they had come in contact. Might I plead here for a more rigorous combing out of adult mental defectives who are not certified as such.

I was very favourably impressed by the Social Centres for the after-care of the mentally defective. It is an unfortunate fact, however, that in many districts mental defectives, on leaving school, receive no further care and training beyond that provided by their parents. Among the poorer classes these patients are often more or less left to their own devices, soon lose any benefits derived from school care, get into bad company, become a nuisance to themselves and a definite source of worry to others. On leaving school they are at an age when extra care, discipline, and training are necessary.

I wish to express my appreciation of the work done by the Medical Officers in the care and attention given by them to the cases under their supervision.

The Public Assistance Officers have a multitude of duties to perform apart from supervision of boarded-out cases, and during the past year these duties have increased so enormously that in many districts they have found it extremely difficult to find time to do the Statutory visits far less think out ways and means of improving conditions. Despite this, I have found them courteous, interested in their charges, and ever ready to discuss the problems arising in connection with the "boarded-out system."

## VI.—EXPENDITURE BY LOCAL AUTHORITIES ON PAUPER LUNATICS.

According to returns furnished by Local Authorities expenditure on pauper lunatics for the year ended 15th May 1935 was as follows :—

On pauper lunatics who were under care for longer or shorter periods during the year in asylums, lunatic wards of poorhouses, and private dwellings, and for other expenses connected with them, a total sum of £932,092 was paid; of which £800,215 was for maintenance in Royal and District Asylums, £68,466 was for maintenance in Greenock Parochial Asylum and in lunatic



wards of poorhouses, £43,013 was for maintenance in private dwellings, and £20,398 was for certification, transport, and other expenses. Of this expenditure, £50,446 was repaid by relatives and others. Contributions amounting to £115,703 were formerly made from the Local Taxation Account, in terms of Section 22 of the Local Government (Scotland) Act, 1889, and of Section 2 of the Education and Local Taxation Account (Scotland) Act, 1892. These contributions are now merged in the general Exchequer Contributions to Local Revenues payable under the Local Government (Scotland) Act, 1929.

The average charges for pauper lunatics are as follow :—

	Weekly per head.
In Royal Asylums . . . . .	21s. 9d.
In District Asylums . . . . .	17s. 9d.
In Lunatic Wards of Poorhouses . . . . .	14s. 11d.
In Private Dwellings . . . . .	15s. 1d.

#### VII.—DANGEROUS LUNATICS.

The following statement shows the number of persons sent to asylums as dangerous lunatics in each of the ten years 1926–35, at the instance of the Procurator Fiscal, under the provisions of the 15th Section 25 and 26 Vict. cap. 54 :—

1926 . . . . . 2	1931 . . . . . 0
1927 . . . . . 8	1932 . . . . . 3
1928 . . . . . 2	1933 . . . . . 2
1929 . . . . . 2	1934 . . . . . 10
1930 . . . . . 0	1935 . . . . . 31

#### VIII.—REMOVALS TO OTHER COUNTRIES.

During 1935, 5 pauper lunatics were removed from Asylums in Scotland as having no settlement in that country. Of these patients, 3 were sent to England and 2 to Ireland.

#### IX.—LUNATICS UNDER JUDICIAL FACTORS.

At the end of December 1935 there were 1538 persons reported to us by the Accountant of the Court of Session as under judicial factory in consequence of mental unfitness for the management of their affairs. This number is exclusive of some cases in which the means of the wards have been exhausted, though the factory has not been formally discharged by the Court,



These persons were disposed of in the following way :—

1164 were in asylums in Scotland ;

292 were in private dwellings in Scotland under the care either of relatives or of unrelated guardians ; and

82 were resident either in asylums or private dwellings beyond the direct jurisdiction of the Board.

All patients resident in Scotland whose estates are under the management of judicial factors were visited by our officers during the year, except some whose position and circumstances were otherwise satisfactorily known, and in whose cases visitation was thought undesirable.

#### X.—THE NUMBER AND DISTRIBUTION OF MENTAL DEFECTIVES AT 1ST JANUARY 1936.

The number and distribution of certified mental defectives on the Register of the Board at 1st January 1936 were as follows :—

	Private.			Rate-Aided.			Totals.		
	M.	F.	T.	M.	F.	T.	M.	F.	T.
In Certified Institutions for Adults.	1	...	1	619	579	1,198	620	579	1,199
In Certified Institutions for Juveniles	76	48	124	880	755	1,635	956	803	1,759
In Private Dwellings . . . . .	3	...	3	735	702	1,437	738	702	1,440
In the State Institution . . . . .	...	...	...	...	...	...	15	1	16
TOTALS . . . . .	80	48	128	2,234	2,036	4,270	2,329	2,085	4,414

The following are general results during 1935 as compared with 1934 in regard to registered mental defectives :—

There was a total increase of 139, due to a decrease of private patients by 1 and an increase of rate-aided patients by 140.

The total increase of 139 arose from an increase of the number in institutions by 98 and an increase of the number in private dwellings by 41.

The increase of 98 in institutions arose from an increase of 1 private patient and an increase of 97 rate-aided patients.

The increase of 41 in private dwellings arose from a decrease of 2 private patients and an increase of 43 rate-aided patients.

#### XI.—STATISTICS OF CERTIFIED INSTITUTIONS FOR MENTAL DEFECTIVES.

(SEE TABLES ON PAGES 41 TO 44 OF APPENDIX TO REPORT.)

##### *Admissions.*

The total number of patients admitted to Certified Institutions during 1935 was 257, which is 87 less than in the previous year.



Of the 257 patients admitted, 12 were private patients and 245 were rate-aided patients, as compared with 7 and 337 in the previous year.

### *Discharges.*

During 1935 there was a decrease of 2 in the number of discharges from institutions, the total number discharged being 97, of which 3 were private patients, as compared with 1 in 1934.

### *Deaths.*

The number of deaths during the year was 62—an increase of 20 as compared with the number for the previous year.

The recorded main and contributory causes of death were as follows :—

Epilepsy and convulsions . . . . .	25
Pneumonia and other pulmonary diseases . . . . .	24
Diseases of the heart and blood vessels . . . . .	15
Tuberculosis . . . . .	11
Influenza . . . . .	9
Diseases of the alimentary, glandular, and genito-urinary systems . . . . .	7
General paralysis and other diseases of the brain . . . . .	5
Atrophy and debility . . . . .	4
Abscess, septicæmia . . . . .	2
Dysentery, diarrhœa, and infective enteritis . . . . .	1
Cancer, carcinoma, sarcoma, malignant diseases (excluding malignant diseases of the brain) . . . . .	1

### *Removals from Institutions on Licence.*

During the year many patients are allowed home from institutions for a holiday in the summer at the discretion of the Medical Superintendent. In addition to those so liberated, 31 patients were allowed to leave the institutions with the sanction of the Board on periods of licence varying from 3 months to 12 months in order to test their fitness for discharge to their homes. Of that number 7 were ultimately discharged from the Registers, 3 were returned to the institution, 1 was placed under guardianship in a private dwelling, and 20 were still absent on licence at the end of the year.

### *Escapes from Institutions.*

The whole number of escapes during 1935 was 29. Of these, 18 were brought back to the institution, 8 were discharged, and 3 were still absent at the end of the year.



*Instruction of Mental Defectives.*

Of the defectives under 16 years of age in Certified Institutions at 23rd December 1935, 351 were incapable of receiving any scholastic instruction and 260 were incapable of receiving occupational instruction. Of the defectives over 16 years of age, 455 were returned as definitely incapable of any instruction along the lines of occupational usefulness, 241 males and 463 females were receiving instruction in domestic duties, 130 males and 229 females in handicrafts, 155 males and 91 females in various trades, 354 males and 11 females in farm and garden work, and 39 males and 71 females in other forms of occupation. The maximum age up to which scholastic instruction is given varies in the different institutions from 16 to 24 years.

**XII.—PROVISION OF INSTITUTIONAL ACCOMMODATION FOR RATE-AIDED MENTAL DEFECTIVES.**

Under Section 26 of the Mental Deficiency and Lunacy (Scotland) Act, 1913, a Local Authority is empowered and it is their duty, subject to the provisions of the Act and to Regulations made by the Board, with the approval of the Secretary of State, to provide suitable and sufficient accommodation for defectives when sent to Certified Institutions, whether by Orders under the Act or without Orders but with the consent of parents or guardians. It is also provided under Section 30 (1) of the Act that a Local Authority may make such provision either singly or in combination with any other Local Authority by the establishment or building of an institution or by contracting with the Managers of any existing Certified Institution for Defectives.

Where a Local Authority undertakes the care of adult defectives and of educable juvenile defectives under one system of management, they are required to provide for the accommodation of the educable juvenile defectives separate and distinct from the adult defectives. They are also required to provide special accommodation, class-rooms, workshops and all other means ordinarily used for the education and training of such defectives.

All institutions for the accommodation of mental defectives are visited twice in each year by Medical Commissioners who make a record of each visit in the appropriate Register which is kept at each institution for the purpose. The reports by the Medical Commissioners of their inspection of the institutions during the past year have, as usual, been presented to and considered by the Board, and a copy of each report is preserved for reference at the Offices of the Board.

The following institutions do not belong to Local Authorities, but receive rate-aided patients by arrangement :—

The Bridge of Weir Certified Institution receives a number of high-grade mental defectives suffering from epilepsy.

The Royal Scottish National Institution at Larbert receives defectives of all classes from all over Scotland. At this institution a colony for adults was recently opened with the resulting increase in the accommodation from 500 to 750, and the Directors have in contemplation the erection of several additional blocks, including blocks to accommodate low-grade cases.

St. Charles' Institution at Carstairs, Lanarkshire, and the St. Joseph's Institution at Whitehill, Rosewell, Midlothian, receive juvenile mental defectives of the Roman Catholic faith from the area of the Archdiocese of Glasgow and from the East of Scotland respectively. The former is licensed for 140 and the latter for 210 patients.



Waverley Park Certified Institution at Kirkintilloch provides for educable mentally defective girls who for various reasons cannot be suitably educated in special schools, and for whom accordingly education and care in a residential institution are essential.

The following indicates the provision which has been made by Local Authorities :—

The Baldovan Institution at Dundee was formerly a private charitable institution under a Board of Directors, but in 1925 its administration was handed over to a number of Local Authorities, and it now serves a Combination consisting of the Aberdeen, Angus, Kincardine and Perth and Kinross County Councils and the Arbroath and Perth Town Councils. This institution provides accommodation for juvenile mental defectives only.

The Ayr County Council and the Ayr and Kilmarnock Town Councils have a combined institution for juvenile mental defectives at Dunlop House, near Kilmarnock. This institution was opened in 1933, and the Combination are at present considering the provision of a school and workshops and also an extension of the institution to include accommodation for a number of adult mental defectives—a step which will help to relieve the congestion at their District Asylum.

The Edinburgh Town Council have provided accommodation for their mental defectives, both adult and juvenile, at the Gogarburn Institution, Midlothian. This institution is licensed for 502 patients, and further extensions are necessary.

The Glasgow Town Council have provided for their adult mental defectives at the Stoneyetts Certified Institution and also at the Caldwell House Certified Institution, and by arrangement a number of female defectives are accommodated in licensed wards at the Falkirk Poorhouse.

An extensive scheme for the accommodation of 1200 adult defectives is being carried out at Lennox Castle, and it is expected that the accommodation there will be ready for occupation in 1936.

The Lanark County Council and the Airdrie, Coatbridge, Hamilton, Motherwell and Wishaw, and Rutherglen Town Councils have provided accommodation for their juvenile mental defectives at the Birkwood Certified Institution, Lesmahagow, and they are at present erecting an extension at Hartwoodhill for the accommodation of adult mental defectives—a step which will relieve the congestion at their District Asylum.

The Paisley Town Council have made provision for their juvenile mental defectives at the Broadfield Certified Institution, Port Glasgow. By an arrangement of districts under the Local Government (Scotland) Act, 1929, the Glasgow Town Council and the Renfrew County Council have at present an interest in this institution.

The County Councils of Stirling, Dumbarton, West Lothian, and Clackmannan, and the Town Councils of Stirling, Falkirk, Dunbarton, and Clydebank have as a Combination entered into an agreement with the Directors of the Royal Scottish National Institution at Larbert for the accommodation in that Institution of 150 juvenile mental defectives from these areas for an



period of 5 years from Whitsunday 1934, subject to a provision that the amount of reserved accommodation may at any time during the period of 5 years be increased to 200 or reduced to not less than 100, and also subject to the further provision that the number of helpless or low-grade cases received from these areas shall not at any time exceed 10% of the whole number of juvenile defectives receivable into the Institution under the agreement.

So far no definite provision has been made by any of the other Local Authorities in Scotland for the institutional accommodation of their mental defectives, though the County Council of Argyll are negotiating with the Directors of the Royal Scottish National Institution at Larbert for a contract for the accommodation of juvenile mental defectives from that area.

### XIII.—DEFECTIVES UNDER GUARDIANSHIP.

During the year ended 31st December 1935, 106 aided mental defectives were certified and placed under guardianship (including 14 dealt with by judicial order), 2 private and 42 aided patients were discharged from guardianship, and 21 aided patients died. The following table shows the class and sex of the defectives certified during the year :—

Adults.		Children.		Total.
M.	F.	M.	F.	
49	43	9	5	106

Extracts from reports relating to the visitation of Mental Defectives under guardianship will be found on pages xxix-xxxi.

### XIV.—EXPENDITURE ON AIDED MENTAL DEFECTIVES.

The expenditure by Local Authorities on aided mental defectives for the year ending 15th May 1935 was as follows :—

For maintenance of and provision of accommodation for certified aided defectives who were under care for longer or shorter periods during the year in Certified Institutions and under guardianship, and for other expenses connected with them, a total sum of £251,403 was expended, of which £205,423 was paid in respect of patients in Certified Institutions, £39,894 in respect of patients in private dwellings, and £6086 was for certification, transport, and other expenses. Of this expenditure £4924 was recovered from private sources. As from 16th May 1930, contributions from Treasury funds, payable in terms of Section 37 of the Mental Deficiency and Lunacy (Scotland) Act 1913, were discontinued by the Local Government (Scotland) Act, 1929, and the Exchequer contribution towards the expenses of Local Authorities in respect of mental deficiency is now merged in



the General Exchequer contributions to Local Revenues payable under that Act.

We have the honour to be,

SIR,

Your most obedient humble servants,

H. ARTHUR ROSE, *Chairman.*

GEORGE MORTON.

AIDAN G. W. THOMSON.

KATE FRASER.

J. A. W. STONE, *Secretary.*

EDINBURGH, 24th March 1936.



**B. The Numbers of Private, Pauper, and Criminal Lunatics, distinguishing between the sexes, and the different modes of disposal of Private and Pauper Lunatics.**

B

1. YEARS.	2. Population of Scotland estimated at the middle of the year.	3. Total Registered Lunatics at 1st January.	4. Number of Registered Lunatics per 100,000 of Population.	5. Total Registered Pauper Lunatics at 1st January.	6. Number of Private Lunatics.						7. Number of Pauper Lunatics.						8. Number of Lunatics in Criminal Lunatic Department.†		
					In Asylums.			In Private Dwellings.			In Asylums and Lunatic Wards of Poorhouses.			In Private Dwellings.			M.	F.	T.
					M.	F.	T.	M.	F.	T.	M.	F.	T.	M.	F.	T.			
1926 . . .	4,903,300	18,421	377	15,445	1592	1299	2891	31	54	85	6842	6912	13,754	745	946	1691	67	4	71
1927 . . .	4,894,700	18,467	377	15,532	1564	1291	2855	28	52	80	6919	6975	13,894	723	915	1638	63	5	68
1928 . . .	4,888,700	18,589	380	15,667	1535	1315	2850	24	48	72	7047	7025	14,072	698	897	1595	64	6	70
1929 . . .	4,896,600	18,916	387	15,977	1543	1328	2871	23	45	68	7245	7178	14,423	679	875	1554	66	7	73
1930 . . .	4,879,700	18,942	387	16,012	1540	1319	2859	25	46	71	7362	7184	14,546	655	811	1466	69	7	76
Average of the 5 Years	...	<b>18,667</b>	<b>382</b>	<b>15,727</b>	<b>1555</b>	<b>1310</b>	<b>2865</b>	<b>26</b>	<b>49</b>	<b>75</b>	<b>7083</b>	<b>7055</b>	<b>14,138</b>	<b>700</b>	<b>889</b>	<b>1589</b>	<b>66</b>	<b>6</b>	<b>72</b>
1931 . . .	4,842,554	19,127	392	16,213	1521	1322	2843	22	49	71	7455	7352	14,807	633	773	1406	66	7	73
1932 . . .	4,880,000	19,366	400	16,492	1497	1307	2804	23	47	70	7623	7508	15,131	623	738	1361	60	6	66
1933 . . .	4,916,000	19,302	396	16,500	1476	1257	2733	23	46	69	7663	7519	15,182	595	723	1318	63	6	69
1934 . . .	4,934,000	19,422	395	16,630	1457	1272	2729	22	41	63	7813	7527	15,340	599	691	1290	70	7	77
1935 . . .	4,955,500	19,562	396	16,785	1432	1283	2715	20	42	62	7910	7626	15,536	588	661	1249	82	4	86
Average of the 5 Years	...	<b>19,356</b>	<b>396</b>	<b>16,524</b>	<b>1477</b>	<b>1288</b>	<b>2765</b>	<b>22</b>	<b>45</b>	<b>67</b>	<b>7693</b>	<b>7506</b>	<b>15,199</b>	<b>608</b>	<b>717</b>	<b>1325</b>	<b>68</b>	<b>6</b>	<b>74</b>
1936 . . .	...	19,610	396	16,882	1396	1270	2666	18	44	62	8012	7675	15,687	562	633	1195	80	7	87

\* A small number of certified lunatics, inmates of certified institutions, are not included in this Table.

† The number of Lunatics is taken at the 1st January of each year. The calculations are made on the Population of the previous year—e.g. the calculations for 1936 are made on the Population for 1935—the Population being that of the middle of the year, as estimated by the Registrar-General.

‡ Not registered Lunatics.



APPENDIX.—TABLE II.

A. Number of Lunatics on Register at 1st January of each year. The numbers placed on, and removed from, the Register during each year. The excess or decrease of registered Lunatics.

B. The number of Lunatics registered each year, who had never previously been registered.

C. Average number of Lunatics on Register during each year, and the percentage of deaths among them.

YEARS.	Number of Lunatics on Register at 1st January.	Number of Lunatics placed on Register during the year.	A			Excess + or Decrease — of registered Lunatics.	B			Average Number of Lunatics on Register during Year.	Percentage of Deaths on Average Number of Lunatics.
			Number of Lunatics removed from Register during the year.				Number of Lunatics registered who had never previously been registered.				
			Recovered, etc.	Died.	Total.		Private.	Pauper.	Total.		
1925 .	18,276	3131	1499	1487	2986	+145	433	2079	2512	18,348.5	8.1
1926 .	18,421	2993	1501	1446	2947	+46	381	2014	2395	18,444.0	7.8
1927 .	18,467	3107	1499	1486	2985	+122	393	2102	2495	18,528.0	8.0
1928 .	18,589	3254	1447	1480	2927	+327	412	2215	2627	18,752.5	7.9
1929 .	18,916	3111	1426	1659	3085	+26	452	2074	2526	18,929.0	8.8
Average of 5 Years	...	3119	1474	1512	2986	+133	414	2097	2511	18,600.4	8.1
1930 .	18,942	2999	1399	1415	2814	+185	383	2043	2426	19,034.5	7.4
1931 .	19,127	2921	1246	1436	2682	+239	370	2044	2414	19,246.5	7.5
1932 .	19,366	2730	1359	1435	2794	-64	352	1885	2237	19,334.0	7.4
1933 .	19,302	2812	1298	1394	2692	+120	365	1920	2285	19,362.0	7.2
1934 .	19,422	2625	1188	1297	2485	+140	373	1783	2156	19,492.0	6.7
Average of 5 Years	...	2817	1298	1395	2693	+124	369	1935	2304	19,293.8	7.2
1935 .	19,562	2645	1221	1376	2597	+48	374	1787	2161	19,586.0	7.0
1936 .	19,610										



The Numbers of Private and Pauper Lunatics resident in Royal, District, Private, and Parochial Asylums, and in Lunatic Wards of Poorhouses, on 31st December of each year from 1925 to 1935; the Numbers thereinto Admitted; the Numbers therefrom Discharged Recovered and Not Recovered; the Numbers transferred from one establishment to another; and the Numbers that Died therein in each of the said years.

YEARS.	Number Resident at 31st December.				Number Admitted during Year (including Transfers).				Number Discharged during Year.								Number Transferred during Year.				Number of Deaths during Year.			
	Private.		Pauper.		Private.		Pauper.		* Not Recovered.				Private.		Pauper.		Private.		Pauper.		Private.		Pauper.	
	M.	F.	M.	F.	M.	F.	M.	F.	M.	F.	M.	F.	M.	F.	M.	F.	M.	F.	M.	F.	M.	F.		
1925 . . . . .	1592	1299	6842	6912	225	292	1491	1433	106	95	416	535	101	73	239	273	27	9	122	103	117	126	629	554
1926 . . . . .	1564	1291	6919	6975	186	292	1382	1393	96	89	455	514	67	104	201	237	19	19	75	105	113	109	587	577
1927 . . . . .	1535	1315	7047	7025	199	295	1490	1446	75	83	483	478	76	77	239	317	18	7	104	133	114	127	603	585
1928 . . . . .	1543	1328	7245	7178	209	307	1568	1493	95	85	436	510	60	83	278	253	11	18	135	104	89	123	613	600
1929 . . . . .	1540	1319	7362	7184	202	306	1514	1448	78	80	438	531	57	89	249	246	13	18	127	139	122	168	658	643
Average of 5 Years	1555	1310	7083	7055	204	298	1489	1443	90	86	446	514	72	85	241	261	18	14	113	117	111	131	618	592
1930 . . . . .	1521	1322	7455	7352	186	302	1456	1391	90	96	448	483	59	88	255	203	22	16	139	102	87	123	629	529
1931 . . . . .	1497	1307	7623	7508	174	278	1415	1362	67	83	385	419	63	85	245	214	12	15	131	103	88	119	597	579
1932 . . . . .	1476	1257	7663	7519	187	233	1261	1339	77	90	408	448	61	70	231	268	10	14	101	114	89	129	563	606
1933 . . . . .	1457	1272	7813	7527	208	258	1411	1339	63	77	426	497	58	68	277	248	16	19	178	141	103	97	561	587
1934 . . . . .	1432	1283	7910	7626	188	268	1222	1224	72	67	415	414	57	78	170	180	13	12	91	116	82	115	542	528
Average of 5 Years	1477	1288	7693	7506	189	263	1353	1331	74	83	416	452	60	73	236	223	15	15	128	115	90	117	578	566
1935 . . . . .	1396	1270	8012	7675	175	269	1260	1219	56	85	422	411	58	89	197	169	11	8	104	106	105	121	531	577

\* Including Patients transferred from one establishment to another.



## APPENDIX.—TABLE IV.

The Results of Treatment in different classes of Establishments for each Year from 1925 to 1935.

(a) *Royal and District Asylums.*

ROYAL AND DISTRICT ASYLUMS.	Average Number Resident.			Admissions (including Transfers).			Recoveries.			Discharges not Recovered (including Transfers).			Deaths.			Proportion of Admissions per cent. on Number Resident.			Proportion of Recoveries per cent. on Admissions.			Proportion of Deaths per cent. on Number Resident.		
	M.	F.	T.	M.	F.	T.	M.	F.	T.	M.	F.	T.	M.	F.	T.	M.	F.	T.	M.	F.	T.	M.	F.	T.
Year 1925.	7804.5	7517.0	15321.5	1651	1671	3322	508	622	1130	321	331	652	707	646	1353	21.2	22.2	21.7	30.8	37.2	34.0	9.1	8.6	8.8
" 1926.	7888.5	7675.0	15563.5	1526	1623	3149	541	589	1130	257	329	586	675	661	1336	19.3	21.1	20.2	35.5	36.3	35.9	8.6	8.6	8.6
" 1927.	7956.5	7723.0	15679.5	1615	1661	3276	544	550	1094	295	370	665	693	685	1378	20.3	21.5	20.9	33.7	33.1	33.4	8.7	8.9	8.8
" 1928.	8097.0	7844.0	15941.0	1701	1741	3442	517	579	1096	314	390	614	672	680	1352	21.0	22.2	21.6	30.4	33.1	31.8	8.3	8.7	8.5
" 1929.	8246.0	7926.5	16172.5	1640	1668	3308	505	595	1100	286	316	602	749	774	1523	19.9	21.0	20.5	30.8	35.7	33.3	9.1	9.8	9.4
Average of 5 Years	7998.5	7737.1	15735.6	1626	1673	3299	523	587	1110	295	329	624	699	689	1388	20.3	21.6	21.0	32.1	35.1	33.6	8.7	8.9	8.8
Year 1930.	8333.5	8013.0	16346.5	1569	1648	3217	522	567	1089	288	267	555	684	624	1308	18.8	20.6	19.7	33.3	34.4	33.9	8.2	7.8	8.0
" 1931.	8447.5	8175.5	16623.0	1522	1588	3110	440	491	931	278	285	563	651	677	1328	18.0	19.4	18.7	28.9	30.9	29.9	7.7	8.3	8.0
" 1932.	8530.5	8217.0	16747.5	1384	1488	2872	468	522	990	277	320	597	626	698	1324	16.2	18.1	17.1	33.8	35.1	34.5	7.3	8.5	7.9
" 1933.	8577.0	8188.0	16765.0	1499	1504	3003	471	561	1032	314	295	609	634	654	1288	17.5	18.4	17.9	31.4	37.3	34.4	7.4	8.0	7.7
" 1934.	8652.5	8213.5	16866.0	1352	1385	2737	471	461	932	208	247	455	602	620	1222	15.6	16.9	16.2	34.8	33.3	34.1	7.0	7.5	7.2
Average of 5 Years	8508.2	8161.4	16669.6	1465	1523	2988	474	521	995	273	283	556	639	655	1294	17.2	18.7	17.9	32.4	34.1	33.3	7.5	8.0	7.8
Year 1935.	8713.5	8255.5	16969.0	1352	1415	2767	459	485	944	234	240	474	608	663	1271	15.5	17.1	16.3	33.9	34.3	34.1	7.0	8.0	7.5



APPENDIX.—TABLE IV.—*continued.*

The Results of Treatment in different classes of Establishments for each Year from 1925 to 1935.

(b) *Private Asylums.*

PRIVATE ASYLUMS.	Average Number Resident.			Admissions (including Transfers).			Recoveries.			Discharges not Recovered (including Transfers).			Deaths.			Proportion of Admissions per cent. on Number Resident.			Proportion of Recoveries per cent. on Admissions.			Proportion of Deaths per cent. on Number Resident.		
	M.	F.	T.	M.	F.	T.	M.	F.	T.	M.	F.	T.	M.	F.	T.	M.	F.	T.	M.	F.	T.	M.	F.	T.
Year 1925 .	18.0	28.5	46.5	...	3	3	3	1	4	...	3	3	1	2	3	...	10.5	6.5	...	33.3	133.3	5.6	7.0	6.5
" 1926 .	15.5	29.5	45.0	2	9	11	...	...	...	...	3	3	3	1	4	12.9	30.5	24.4	...	...	19.4	3.4	8.9	
" 1927 .	14.0	31.0	45.0	1	2	3	...	...	1	...	2	1	3	...	3	7.1	6.5	6.7	...	33.3	...	9.7	6.7	
" 1928 .	14.0	28.5	42.5	5	3	8	...	2	2	...	2	2	1	4	5	35.7	10.5	18.8	...	66.7	7.1	14.0	11.8	
" 1929 .	14.0	29.5	43.5	1	9	10	...	...	...	...	...	...	3	4	7	7.1	30.5	23.0	...	...	21.4	13.6	16.1	
Average of 5 Years }	15.1	29.4	44.5	2	5	7	1	...	1	1	1	2	1	3	4	13.2	17.0	15.7	50.0	20.0	13.2	10.2	9.0	
Year 1930 .	13.5	30.5	44.0	2	6	8	1	1	2	...	5	5	...	3	3	14.8	19.7	18.2	50.0	16.7	...	...	9.8	6.8
" 1931 .	12.5	29.0	41.5	2	6	8	...	1	1	3	3	6	2	2	4	16.0	20.7	19.3	...	16.7	16.0	6.9	9.6	
" 1932 .	10.5	28.0	38.5	2	12	14	...	1	1	...	5	5	3	8	11	19.0	42.9	36.4	...	8.3	28.6	28.6	28.6	
" 1933 .	10.0	28.0	38.0	2	6	8	1	...	1	...	2	2	1	2	3	20.0	21.4	21.1	50.0	...	10.0	7.1	7.9	
" 1934 .	10.5	28.5	39.0	3	9	12	...	2	2	2	5	7	...	3	3	28.6	31.6	30.8	...	22.2	...	10.5	7.7	
Average of 5 Years }	11.4	28.8	40.2	2	8	10	...	1	1	1	4	5	1	4	5	17.5	27.8	24.9	...	12.5	8.8	13.9	12.4	
Year 1935 .	10.5	27.5	38.0	3	4	7	1	3	4	2	...	2	1	2	3	28.6	14.5	18.4	33.3	75.0	9.5	7.3	7.9	



APPENDIX.—TABLE IV.—*continued.*  
 The Results of Treatment in different classes of Establishments for each Year from 1925 to 1935.  
 (c) *Parochial Asylum.*  
 (Lunatic Wards of Poorhouse with Unrestricted Licence.)

PAROCHIAL ASYLUM.	Average Number Resident.			Admissions (including Transfers).			Recoveries.			Discharges not Recovered (including Transfers).			Deaths.			Proportion of Admissions per cent. on Number Resident.			Proportion of Recoveries per cent. on Admissions.			Proportion of Deaths per cent. on Number Resident.		
	M.	F.	T.	M.	F.	T.	M.	F.	T.	M.	F.	T.	M.	F.	T.	M.	F.	T.	M.	F.	T.	M.	F.	T.
Year 1925 .	121.5	102.5	224.0	24	19	43	10	7	17	2	1	3	11	6	17	19.8	18.5	19.2	41.7	36.8	39.5	9.1	5.9	7.6
" 1926 .	121.5	105.5	227.0	15	20	35	8	14	22	2	1	3	6	4	10	12.3	19.0	15.4	53.3	70.0	62.9	4.9	3.8	4.4
" 1927 .	126.0	109.0	235.0	35	27	62	12	10	22	3	4	7	10	7	17	27.8	24.8	26.4	34.3	37.0	35.5	7.9	6.4	7.2
" 1928 .	129.5	112.5	242.0	23	23	46	13	12	25	4	...	4	9	10	19	17.8	20.4	19.0	56.5	52.2	54.3	6.9	8.9	7.9
" 1929 .	133.0	114.0	247.0	32	26	58	10	16	26	3	3	6	9	5	14	24.1	22.8	23.5	31.3	61.5	44.8	6.8	4.4	5.7
Average of 5 Years )	126.3	108.7	235.0	26	23	49	10	12	22	3	2	5	9	6	15	20.6	21.2	20.9	42.3	52.2	44.9	7.1	5.5	6.4
Year 1930 .	138.0	113.0	251.0	31	16	47	12	11	23	5	1	6	14	8	22	22.5	14.2	18.7	38.7	68.8	48.9	10.1	7.1	8.8
" 1931 .	138.5	111.5	250.0	31	18	49	10	9	19	9	2	11	11	6	17	22.4	16.1	19.6	32.3	50.0	38.8	7.9	5.4	6.8
" 1932 .	139.0	113.0	252.0	28	29	57	16	15	31	3	2	5	9	10	19	20.1	25.7	22.6	57.1	51.7	54.4	6.5	8.8	7.5
" 1933 .	141.0	111.5	252.5	31	19	50	13	12	25	3	2	5	11	10	21	22.0	17.0	19.8	41.9	63.2	50.0	7.8	9.0	8.3
" 1934 .	145.5	112.0	257.5	25	26	51	13	15	28	2	...	2	5	5	10	17.2	23.2	19.8	52.0	57.7	54.9	3.4	4.5	3.9
Average of 5 Years )	140.4	112.2	252.6	29	22	51	13	12	25	5	1	6	10	8	18	20.7	19.6	20.2	44.8	54.5	49.0	7.1	7.1	7.1
Year 1935 .	151.0	114.0	265.0	34	13	47	14	6	20	7	1	8	7	8	15	22.5	11.4	17.7	41.2	46.2	42.6	4.6	7.0	5.7



APPENDIX.—TABLE IV.—continued.

The Results of Treatment in different classes of Establishments for each Year from 1925 to 1935.

(d) *Lunatic Wards of Poorhouses with Restricted Licences.*

LUNATIC WARDS OF POORHOUSES.	Average Number Resident.			Admissions (including Transfers).			Recoveries.			Discharges not Recovered (including Transfers).			Deaths.			Proportion of Admissions per cent. on Number Resident.			Proportion of Recoveries per cent. on Admissions.			Proportion of Deaths per cent. on Number Resident.		
	M.	F.	T.	M.	F.	T.	M.	F.	T.	M.	F.	T.	M.	F.	T.	M.	F.	T.	M.	F.	T.	M.	F.	T.
Year 1925 .	437.0	428.5	865.5	41	32	73	1	...	1	17	11	28	27	26	53	9.4	7.5	8.4	2.4	...	1.4	6.2	6.1	6.1
" 1926 .	433.0	428.5	861.5	25	33	58	2	...	2	9	8	17	16	20	36	5.8	7.7	6.7	8.0	...	3.4	3.7	4.7	4.2
" 1927 .	436.0	438.0	874.0	38	51	89	1	1	2	15	19	34	14	17	31	8.7	11.6	10.2	2.6	2.0	2.2	3.2	3.9	3.5
" 1928 .	444.5	438.0	882.5	48	33	81	1	2	3	18	16	34	20	29	49	10.8	7.5	9.2	2.1	6.1	3.7	4.5	6.6	5.6
" 1929 .	452.0	434.5	886.5	43	51	94	1	...	1	17	16	33	19	28	47	9.5	11.7	10.6	2.3	...	1.1	4.2	6.4	5.3
Average of 5 Years	440.5	433.5	874.0	39	40	79	1	1	2	15	14	29	19	24	43	8.9	9.2	9.0	2.6	2.5	2.5	4.3	5.5	4.9
Year 1930 .	454.0	432.0	886.0	40	23	63	3	...	3	21	18	39	18	17	35	8.8	5.3	7.1	7.5	...	4.8	4.0	3.9	4.0
" 1931 .	449.5	428.5	878.0	34	28	62	2	1	3	18	9	27	21	13	34	7.6	6.5	7.1	5.9	3.6	4.8	4.7	3.0	3.9
" 1932 .	449.5	437.5	887.0	34	43	77	1	...	1	12	11	23	14	19	33	7.6	9.8	8.7	2.9	...	1.3	3.1	4.3	3.7
" 1933 .	476.5	460.0	936.5	87	68	155	4	1	5	18	17	35	18	18	36	18.3	14.8	16.6	4.6	1.5	3.2	3.8	3.9	3.8
" 1934 .	497.5	500.0	997.5	30	72	102	3	3	6	15	6	21	17	15	32	6.0	14.4	10.2	10.0	4.2	5.9	3.4	3.0	3.2
Average of 5 Years	465.4	451.6	917.0	45	47	92	3	1	4	17	12	29	18	16	34	9.7	10.4	10.0	6.7	2.1	4.3	3.9	3.5	3.7
Year 1935 .	500.0	530.0	1030.0	46	56	102	4	2	6	12	17	29	20	25	45	9.2	10.6	9.9	8.7	3.6	5.9	4.0	4.7	4.4



APPENDIX.—TABLE IV.—continued.  
(e) The Statistics of Pauper Lunatics in Private Dwellings for each Year from 1925 to 1935.

YEARS.	Admitted to Roll of Patients in Private Dwellings.						Ceased to be Patients in Private Dwellings.						Died.						On Roll at 31st December of each year.			Percentage of Recoveries on Admissions.			Percentage of Deaths on the Numbers at 31st December of each year.											
	Intimated by Inspectors of Poor.			Transferred from Asylums.			Total.			Recovered.			Removed from Roll by Friends.			Transferred to Asylum.			M.			F.			T.			M.			F.			T.		
	M.	F.	T.	M.	F.	T.	M.	F.	T.	M.	F.	T.	M.	F.	T.	M.	F.	T.	M.	F.	T.	M.	F.	T.	M.	F.	T.	M.	F.	T.						
During 1925	13	20	36	36	57	49	77	126	8	3	5	15	7	8	34	47	81	25	32	57	745	946	1691	34	34	34	34	34	34	34	34	34				
" 1926	13	18	22	22	41	35	59	94	5	4	6	10	3	10	30	39	69	20	36	56	723	915	1638	28	28	34	28	39	34	28	39	34				
" 1927	5	6	38	47	53	43	53	96	7	1	6	11	8	3	37	29	66	22	33	55	698	897	1595	2	32	37	32	37	35	32	37	35				
" 1928	12	15	26	49	38	64	102	73	3	3	6	7	3	4	35	46	81	16	33	49	679	875	1554	8	24	38	24	38	32	24	38	32				
" 1929	6	7	34	26	40	33	73	7	5	5	10	7	5	5	31	47	78	26	40	66	655	811	1466	5	40	49	40	49	45	40	49	45				
Average of 5 Years	10	13	31	44	57	41	98	7	4	4	11	6	5	6	33	42	75	22	35	57	700	889	1589	7	31	39	31	39	36	31	39	36				
During 1930	6	6	29	30	35	35	36	71	9	4	7	7	4	3	30	41	71	18	26	44	633	773	1406	14	28	34	28	34	31	28	34	31				
" 1931	3	4	35	34	38	38	38	76	15	10	15	4	1	3	27	28	55	15	32	47	623	738	1361	13	24	43	24	43	35	24	43	35				
" 1932	3	4	19	46	22	50	72	90	7	5	7	4	1	3	30	28	58	17	29	46	595	723	1318	9	29	40	29	40	35	29	40	35				
" 1933	4	5	42	39	46	44	44	90	6	6	12	8	4	4	23	36	59	9	30	39	599	691	1290	13	14	43	13	43	30	15	43	30				
" 1934	2	3	24	20	26	23	49	49	4	4	8	5	2	3	18	31	49	13	15	28	588	661	1249	15	22	23	22	23	22	22	23	22				
Average of 5 Years	4	4	30	34	33	38	72	4	6	10	6	3	3	3	25	33	58	14	27	41	608	717	1325	12	16	36	12	36	31	23	36	31				
During 1935	3	1	22	20	25	21	46	8	3	8	1	...	1	...	29	25	54	16	21	37	562	633	1195	20	14	33	20	14	17	28	33	31				



APPENDIX.—TABLE V.

The numbers of Private and Pauper Lunatics and the numbers of Private and Rate-aided Voluntary Boarders of each Sex in each Royal and District Asylum, Private Asylum, Parochial Asylum, and Licensed Poorhouse in Scotland on 1st January 1936, and the accommodation in these establishments.

ASYLUM.	Where Situated.	Name of Superintendent.	Number of Certified Patients.										Number of Voluntary Boarders.			Total No. Patients.	Number of Beds for Patients.				
			Private.			Pauper.			Total.				Private.		Rate-Aided.					Total	
			M.	F.	T.	M.	F.	T.	M.	F.	T.	M.	F.	T.	M.		F.	T.			
Aberdeen Royal Mental Hosp.	Aberdeen	Dr. R. Dods Brown.	132	165	297	250	277	527	382	442	824	18	28	55	2	7	7	879	431	521	952
Crichton Royal Institution.	Dumfries.	Dr. C. C. Easterbrook	147	202	349	166	176	342	313	378	691	123	148	282	4	7	7	973	737	723	1460
Dundee Royal	Dundee	Miss M. E. Whyte.	10	22	32	...	...	...	10	22	32	3	9	12	...	...	...	44	25	44	69
Royal Edinburgh Hospital for Mental Disorders	Edinburgh	Dr. D. K. Henderson	205	271	476	80	87	167	285	358	643	84	111	217	15	7	7	860	398	483	881
Glasgow Royal Mental Hosp.	Glasgow	Dr. A. MacNiven	165	194	359	12	13	25	177	207	384	51	100	151	...	...	...	535	236	312	548
Montrose Royal	Montrose.	Dr. C. J. Shaw	98	93	191	288	311	599	386	404	790	34	23	63	3	3	3	853	436	433	869
Murray's Royal.	Perth	Dr. W. D. Chambers	55	75	130	...	...	...	55	75	130	30	36	66	...	...	...	196	140	140	280
Aberdeen District	Kingsseat, New Machar	Dr. J. S. Annandale	31	...	31	355	310	665	386	310	696	...	...	21	10	10	717	413	384	797	
Argyll District	Lochgilphead	Dr. D. Ross	29	22	51	260	252	512	289	274	563	3	2	14	3	6	14	577	298	288	586
Ayr District	Ayr	Dr. G. D. M'Rae	38	29	67	332	284	616	370	313	683	1	7	11	1	2	11	694	372	322	694
Banff District	Ladysbridge	Dr. G. M. Bell	6	1	7	104	97	201	110	98	208	...	...	5	2	2	215	121	100	221	
Dundee District.	Dundee	Dr. W. T. Mackenzie	21	...	21	289	309	598	310	309	619	...	...	1	...	...	620	310	310	620	
East Lothian District.	Haddington	Miss J. M. Stevenson	7	7	14	101	105	206	108	112	220	...	...	2	2	2	227	115	126	241	
Edinburgh District	Bangour, W. Lothian	Dr. W. M'Alister	11	14	25	438	483	921	449	497	946	1	1	99	50	47	1045	526	551	1077	
Fife District	Cupar, Fife	Dr. W. Eoyd.	37	19	56	423	414	837	460	433	893	...	...	31	10	20	924	468	483	951	
Glasgow District	Gartloch, Gartcosh	Dr. A. M. Dryden	25	...	25	459	402	861	484	402	886	...	...	...	...	...	886	484	402	886	
Glasgow District	Woodilee, Lenzie	Dr. H. Carr.	43	...	43	623	583	1206	666	583	1249	...	...	...	...	...	1249	693	619	1312	
Govan District.	Crookston, Cardonald, Glasgow.	Dr. J. H. MacDonald	47	...	51	454	383	837	501	387	888	...	...	...	...	...	888	501	387	888	
Inverness District	Inverness	Dr. W. M'William	33	...	33	375	369	744	408	369	777	...	...	1	...	...	778	420	374	794	
Kirklands	Bothwell.	Dr. W. M. Buchanan	16	...	16	120	105	225	136	105	241	...	...	5	1	6	247	145	116	261	
Lanark District	Hartwood	Dr. N. T. Kerr	61	44	105	770	611	1381	831	655	1486	11	11	58	15	21	1544	854	697	1551	
Midlothian District	Rosewell	Dr. J. H. C. Orr	21	5	26	172	173	345	193	178	371	...	...	8	7	15	386	201	198	399	
Moray (or Elgin) District	Elgin	Miss A. A. Kinloch	9	6	15	69	93	162	78	99	177	...	...	...	...	...	177	79	114	193	
Paisley District.	Riccartbar, Paisley.	Dr. Mary Knight	28	27	55	156	121	277	184	148	332	1	3	16	8	4	348	203	154	357	
Perth District	Murthly	Dr. L. C. Bruce	17	5	22	196	211	407	213	216	429	...	...	1	1	2	431	217	245	462	
Renfrew District	Dykebar, Paisley	Dr. R. D. Hotchkis	14	...	14	191	207	398	205	207	412	...	...	2	...	2	414	205	209	414	
Roxburgh District	Melrose	Dr. P. Steele	19	22	41	154	202	356	173	224	397	3	4	14	5	2	411	221	229	450	
Stirling District.	Larbert	Dr. J. A. Jenkins	53	16	69	524	448	972	577	464	1041	2	5	29	10	12	1070	593	486	1079	
Totals in Royal and District Asylums			1378	1243	2621	7361	7026	14,387	8739	8269	17,008	365	493	1180	157	165	18,188	9842	9450	19,292	



APPENDIX.—TABLE V.—*continued.*

The numbers of Private and Pauper Lunatics and the numbers of Private and Rate-aided Voluntary Boarders of each Sex in each Royal and District Asylum, Private Asylum, Parochial Asylum, and Licensed Poorhouse in Scotland on 1st January 1936, and the accommodation in these establishments.

ASYLUM.	Where Situated.	Name of Superintendent.	Number of Certified Patients.										Number of Voluntary Boarders.				Total No. of Patients.	Number of Beds for Patients.		
			Private.			Pauper.			Total.				Private.		Rate-Aided.					
			M.	F.	T.	M.	F.	T.	M.	F.	T.	M.	F.	M.	F.	T.		M.	F.	T.
New Saughton Hall Private.		Brought forward	1378	1243	2621	7361	7026	14,387	8739	8269	17,008	365	493	157	165	1180	18,188	9842	9450	19,292
St. Andrews Private . .	Polton . .	Dr. W. M'C. Harrowes	10	22	32	...	...	...	10	22	32	16	11	...	...	27	59	30	40	70
	Hawick . .	Sister Mary Agnes .	...	5	5	...	...	...	...	5	5	...	6	...	...	6	11	...	18	18
Totals in Private Asylums .			10	27	37	...	...	...	10	27	37	16	17	...	...	33	70	30	58	88
Greenock Parochial (Lunatic Wards with Unrestricted Licence).	Greenock .	Mr. G. Gibson .	7	...	7	147	113	260	154	113	267	...	...	...	...	...	267	163	113	276
Buchan Poorhouse .	New Maud .	Mr. H. MacPhail	...	...	...	26	22	48	26	22	48	...	...	...	...	...	48	26	26	52
Cunningham Poorhouse .	Irvine .	Mr. A. M. Gillespie	...	...	...	44	35	79	44	35	79	...	...	...	...	...	79	49	50	99
Dumbarton Poorhouse .	Dumbarton .	Mr. J. A. Logan	...	...	...	30	26	56	30	26	56	...	...	...	...	...	56	30	30	60
Dundee (East) Poorhouse .	Dundee .	Mr. C. Gow	...	...	...	47	48	95	47	48	95	...	...	...	...	...	95	50	50	100
Govan Poorhouse .	Glasgow .	Dr. A. D. Briggs	1	...	1	154	205	359	155	205	360	...	...	...	...	...	360	160	229	389
Inveresk Poorhouse .	Musselburgh .	Mr. J. Thom .	...	...	...	14	15	29	14	15	29	...	...	...	...	...	29	16	16	32
Kilncardine Poorhouse .	Stonchaven .	Mr. J. Hall .	...	...	...	21	21	42	21	21	42	...	...	...	...	...	42	21	21	42
Lewis Poorhouse .	Stornoway .	Mr. R. H. Drummond	...	...	...	16	14	30	16	14	30	...	...	...	...	...	30	19	16	35
Linlithgow Poorhouse .	Linlithgow .	Mr. D. R. Beattie	...	...	...	18	16	34	18	16	34	...	...	...	...	...	34	18	18	36
Long Island Poorhouse .	Lochnaddy .	Mr. Ronald Wilson	...	...	...	24	11	35	24	11	35	...	...	...	...	...	35	26	15	41
Old Monkland Poorhouse .	Coatbridge .	Mr. J. M. Bayne	...	...	...	21	22	43	21	22	43	...	...	...	...	...	43	25	25	50
Paisley Poorhouse .	Paisley .	Mr. H. Black .	...	...	...	49	53	102	49	53	102	...	...	...	...	...	102	54	66	120
Perth Poorhouse .	Perth .	Mr. J. R. Hutcheon .	...	...	...	20	32	52	20	32	52	...	...	...	...	...	52	20	32	52
Wigtown Poorhouse .	Stranraer .	Mr. R. Hutchison .	...	...	...	20	16	36	20	16	36	...	...	...	...	...	36	21	16	37
Totals in Poorhouses with Restricted Licences			1	...	1	504	536	1040	505	536	1041	...	...	...	...	...	1041	535	610	1145
GENERAL TOTALS			1396	1270	2666	8012	7675	15,687	9408	8845	18,353	381	510	157	165	1213	19,566	10,570	10,231	20,801



APPENDIX.—TABLE VI.

The Number of Pauper Lunatics chargeable to each Lunacy District who were resident in Establishments or in Private Dwellings respectively, on 1st January of each Year from 1926 to 1936.

(Inmates of Schools for Imbeciles are not included in this Table.)

LUNACY DISTRICTS AND POPULATIONS FOR 1931.		SCOTLAND.		ABERDEEN COUNTY.		ABERDEEN CITY.		ANGUS COUNTY.		ARBRATH BURGH.		KIN- CARDINE COUNTY.		ARGYLL COUNTY.		AYR COUNTY.		AYR BURGH.		KIL- MARNOCK BURGH.		BANFF COUNTY.	
		4,842,980		145,601		167,258		76,970		17,635		27,442		63,050		210,334		36,783		38,100		54,907	
Places in which the Patients were resident.		Estab- lish- ments.	Private Dwellings.	Estab.	Priv.	Estab.	Priv.	Estab.	Priv.	Estab.	Priv.	Estab.	Priv.	Estab.	Priv.	Estab.	Priv.	Estab.	Priv.	Estab.	Priv.	Estab.	Priv.
Year 1926	.	13,754	1691	581	47	579	38	395	33	309	35	309	35	599	33	599	33	194	34	194	34	200.0	29.4
" 1927	.	13,894	1638	573	46	595	37	378	30	307	33	307	33	599	33	599	33	203	32	203	32		
" 1928	.	14,072	1595	558	45	610	38	393	29	302	30	302	30	617	31	617	31	197	32	197	32		
" 1929	.	14,423	1554	557	44	633	37	398	30	320	28	320	28	620	30	620	30	207	25	207	25		
" 1930	.	14,546	1466	550	44	652	35	391	28	306	28	306	28	617	29	617	29	199	24	199	24		
Absolute Annual Average of five years . . . . .		14,137.8	1588.8	563.8	45.2	613.8	37.0	391.0	30.0	308.8	30.8	308.8	30.8	610.4	31.2	610.4	31.2	200.0	29.4	200.0	29.4		
Annual Average per 100,000 of Population (calculated on the Populations of 1921)		290	32	368	29	386	23	294	23	402	40	402	40	204	10	204	10	349	51	349	51		
Year 1931	.	14,807	1406	586	42	644	33	223	15	69	6	91	5	299	29	479	25	96	2	79	3	192	23
" 1932	.	15,131	1361	600	37	670	31	228	13	69	5	97	5	314	25	473	24	94	2	84	1	195	23
" 1933	.	15,182	1318	608	43	633	31	218	13	67	5	94	4	309	24	480	23	104	2	88	1	195	21
" 1934	.	15,340	1290	602	46	643	27	222	12	63	6	101	4	308	23	489	21	96	2	86	1	187	18
" 1935	.	15,536	1249	593	44	647	27	240	12	64	7	104	4	301	21	494	19	91	2	85	1	193	20
Absolute Annual Average of five years . . . . .		15,199.2	1324.8	597.8	42.2	647.2	29.8	226.2	13.0	66.4	5.4	97.4	4.4	306.2	24.4	483.0	22.4	96.2	2.0	84.4	1.4	192.4	21.0
Annual Average per 100,000 of Population (calculated on the Populations of 1931)		314	27	411	29	387	18	294	17	377	31	355	16	486	39	230	11	262	5	222	4	350	38
Year 1936	.	15,687	1195	585	45	663	26	235	10	68	7	103	4	291	21	502	18	96	2	83	1	203	20

NOTE.—All the figures in this Table for the years 1926-30 are in respect of the Lunacy Districts which existed up to 15th May 1930. For 1931, and subsequent years the figures are shown in respect of each of the Counties and large Burghs which, under the Local Government (Scotland) Act, 1929, became the administrative areas for Lunacy and Mental Deficiency. The grouping in the Table has been retained as nearly as possible in accordance with the old arrangement, for the purpose of comparison, but in certain cases the former Lunacy District was not exactly coterminous with the new area.



APPENDIX.—TABLE VI.—*continued.*

The Number of Pauper Lunatics chargeable to each Lunacy District, who were resident in Establishments or in Private Dwellings respectively, on 1st January of each Year from 1926 to 1936.

(Inmates of Schools for Imbeciles are not included in this Table.)

LUNACY DISTRICTS AND POPULATIONS FOR 1931.	BUTE COUNTY. 18,823		CAITHNESS COUNTY. 25,856		DUMFRIES COUNTY. 58,252		DUMFRIES BURGH. 22,795		KIRKCUDD- BRIGHT COUNTY. 30,341		WIGTOWN COUNTY. 29,331		DUNDEE BURGH. 175,585		EAST LOTHIAN COUNTY. 47,338		EDINBURGH BURGH. 439,010		FIFE COUNTY. 197,436		DUN- FERMLINE BURGH. 35,058		KIRKCALDY BURGH. 43,874	
	Estab.	Priv.	Estab.	Priv.	Estab.	Priv.	Estab.	Priv.	Estab.	Priv.	Estab.	Priv.	Estab.	Priv.	Estab.	Priv.	Estab.	Priv.	Estab.	Priv.	Estab.	Priv.	Estab.	Priv.
Year 1926 . . . . .	54	6	87	34	370	37	370	37	93	9	85	11	598	41	135	11	1128	201	609	72	609	72	1132	195
" 1927 . . . . .	60	5	87	31	358	36	358	36	96	8	86	10	615	39	144	9	1118	196	616	68	616	68	1131	192
" 1928 . . . . .	57	5	86	30	361	37	361	37	93	6	90	10	607	41	139	9	1070	212	662	63	662	63	1068	175
" 1929 . . . . .	57	5	89	30	374	34	374	34	91	6	83	10	614	46	142	8	1079	221	684	61	684	61	1101	159
" 1930 . . . . .	51	5	86	27	374	31	374	31	91	6	80	8	630	43	133	7	1094	210	729	61	729	61	1104	151
Absolute Annual Average of five years . . . . .	55.8	5.2	87.0	30.4	367.4	35.0	367.4	35.0	92.8	7.0	84.8	9.8	612.8	42.0	138.6	8.8	1097.8	208.0	660.0	65.0	660.0	65.0	1107.2	174.4
Annual Average per 100,000 of Population (calculated on the Populations of 1921)	166	15	308	107	256	24	256	24	306	23	289	33	364	25	292	19	261	49	219	22	219	22	252	40
Year 1931 . . . . .	52	4	82	27	54	4	54	4	93	9	85	11	618	42	130	6	1132	195	505	37	505	37	1132	195
" 1932 . . . . .	55	3	89	26	57	4	57	4	96	8	86	10	632	37	136	7	1131	192	546	34	546	34	1131	192
" 1933 . . . . .	57	3	92	26	50	3	50	3	93	6	90	10	640	39	135	6	1068	175	562	32	562	32	1068	175
" 1934 . . . . .	53	2	96	24	53	3	53	3	91	6	83	10	670	40	132	6	1101	159	568	41	568	41	1101	159
" 1935 . . . . .	58	2	105	23	50	3	50	3	91	6	80	8	690	39	128	5	1104	151	570	39	570	39	1104	151
Absolute Annual Average of five years . . . . .	55.0	2.8	92.8	25.2	52.8	3.4	52.8	3.4	92.8	7.0	84.8	9.8	650.0	39.4	132.2	6.0	1107.2	174.4	550.2	36.6	550.2	36.6	1107.2	174.4
Annual Average per 100,000 of Population (calculated on the Populations of 1931)	292	15	362	98	232	15	232	15	306	23	289	33	370	22	279	13	252	40	279	19	248	21	252	40
Year 1936 . . . . .	58	2	108	19	55	3	55	3	89	5	81	7	704	38	129	5	1090	140	574	37	574	37	1090	140

\*



## APPENDIX.—TABLE VI.—continued.

The Number of Pauper Lunatics chargeable to each Lunacy District, who were resident in Establishments or in Private Dwellings respectively, on 1st January of each Year from 1926 to 1936.

(Inmates of Schools for Imbeciles are not included in this Table.)

LUNACY DISTRICTS AND POPULATIONS FOR 1931.	GLASGOW BURGH.		INVERNESS COUNTY.		INVERNESS BURGH.		ROSS COUNTY.		SUTHER- LAND COUNTY.		LANARK COUNTY.		AIRDRIE BURGH.		COAT- BRIDGE BURGH.		HAMILTON BURGH.		MOTHER- WELL AND WISHAW BURGH.		RUTHER- GLEN BURGH.	
	Estab.	Priv. Dwelling.	Estab.	Priv. Dwelling.	Estab.	Priv. Dwelling.	Estab.	Priv. Dwelling.	Estab.	Priv. Dwelling.	Estab.	Priv. Dwelling.	Estab.	Priv. Dwelling.	Estab.	Priv. Dwelling.	Estab.	Priv. Dwelling.	Estab.	Priv. Dwelling.	Estab.	Priv. Dwelling.
Year 1926 . . . . .	3243	396	758	308	771	296	771	296	771	296	771	296	771	296	771	296	771	296	771	296	771	296
" 1927 . . . . .	3279	400	777	285	777	285	777	285	777	285	777	285	777	285	777	285	777	285	777	285	777	285
" 1928 . . . . .	3354	380	777	285	777	285	777	285	777	285	777	285	777	285	777	285	777	285	777	285	777	285
" 1929 . . . . .	3464	354	796	279	796	279	796	279	796	279	796	279	796	279	796	279	796	279	796	279	796	279
" 1930 . . . . .	3497	324	805	263	805	263	805	263	805	263	805	263	805	263	805	263	805	263	805	263	805	263
Absolute Annual Average of five years . . . . .	3367.4	370.8	781.4	286.2	781.4	286.2	781.4	286.2	781.4	286.2	781.4	286.2	781.4	286.2	781.4	286.2	781.4	286.2	781.4	286.2	781.4	286.2
Annual Average per 100,000 of Population (calculated on the Populations of 1921)	321	35	434	159	434	159	434	159	434	159	434	159	434	159	434	159	434	159	434	159	434	159
Year 1931 . . . . .	3753	315	927	308	927	308	927	308	927	308	927	308	927	308	927	308	927	308	927	308	927	308
" 1932 . . . . .	3780	311	927	308	927	308	927	308	927	308	927	308	927	308	927	308	927	308	927	308	927	308
" 1933 . . . . .	3805	307	927	308	927	308	927	308	927	308	927	308	927	308	927	308	927	308	927	308	927	308
" 1934 . . . . .	3871	306	927	308	927	308	927	308	927	308	927	308	927	308	927	308	927	308	927	308	927	308
" 1935 . . . . .	3932	304	927	308	927	308	927	308	927	308	927	308	927	308	927	308	927	308	927	308	927	308
Absolute Annual Average of five years . . . . .	3828.2	308.6	927.4	308.6	927.4	308.6	927.4	308.6	927.4	308.6	927.4	308.6	927.4	308.6	927.4	308.6	927.4	308.6	927.4	308.6	927.4	308.6
Annual Average per 100,000 of Population (calculated on the Populations of 1931)	352	28	499	164	499	164	499	164	499	164	499	164	499	164	499	164	499	164	499	164	499	164
Year 1936 . . . . .	3956	289	312	98	312	98	312	98	312	98	312	98	312	98	312	98	312	98	312	98	312	98

See footnote on page 11.

† The figures for the years 1926-30 include the County of Nairn which, for Lunacy purposes, is now a Joint County with Morayshire (Q. V.).



## APPENDIX.—TABLE VI.—continued.

The Number of Pauper Lunatics chargeable to each Lunacy District, who were resident in Establishments or in Private Dwellings respectively, on 1st January of each Year from 1926 to 1936.

(Inmates of Schools for Imbeciles are not included in this Table.)

LUNACY DISTRICTS AND POPULATIONS FOR 1931.	MID- LOTHIAN COUNTY.		PEEBLES COUNTY.		MORAY & NAIRN COUNTY.		ORKNEY COUNTY.		PAISLEY, BURGH.		PERTH & KINROSS COUNTY.		PERTH BURGH.		RENFREW COUNTY.		GREENOCK BURGH.		PORT- GLASGOW BURGH.	
	Estab.	Priv.	Estab.	Priv.	Estab.	Priv.	Estab.	Priv.	Estab.	Priv.	Estab.	Priv.	Estab.	Priv.	Estab.	Priv.	Estab.	Priv.	Estab.	Priv.
Year 1926 . . . . .	281	27			133	34	77	19	276	26			358	21			571	37		
" 1927 . . . . .	260	27			137	32	73	16	283	22			366	19			589	38		
" 1928 . . . . .	263	26			139	32	73	15	296	21			376	19			598	33		
" 1929 . . . . .	264	27			149	31	77	15	290	22			409	19			604	35		
" 1930 . . . . .	272	27			143	32	73	14	285	20			403	16			619	33		
Absolute Annual Average of five years . . . . .	268.0	26.8			140.2	32.2	74.6	15.8	286.0	22.2			382.4	18.8			596.2	35.2		
Annual Average per 100,000 of Population (calculated on the Populations of 1921)	266	27			337	77	309	66	258	20			305	15			230	14		
Year 1931 . . . . .	223	26	47	1	183*	37	69	13	227	20	346	15	95	1	219	9	246	7	56	8
" 1932 . . . . .	223	24	47	1	184	35	77	13	231	16	356	14	101	1	233	9	247	13	57	8
" 1933 . . . . .	229	22	45	1	193	33	81	13	228	16	355	14	100	1	235	9	247	12	60	8
" 1934 . . . . .	229	22	42	1	203	31	79	13	228	13	355	14	98	1	245	9	246	11	57	7
" 1935 . . . . .	238	20	43	1	194	26	90	12	239	13	357	14	101	1	250	9	258	10	61	6
Absolute Annual Average of five years . . . . .	228.4	22.8	44.8	1.0	191.4	32.4	79.2	12.8	230.6	15.6	353.8	14.2	99.0	1.0	236.4	9.0	248.8	10.6	58.2	7.4
Annual Average per 100,000 of Population (calculated on the Populations of 1931)	2	26	298	7	390	66	359	58	267	18	379	15	284	3	228	9	315	13	297	38
Year 1936 . . . . .	23	18	44	1	198	25	82	12	242	13	346	14	105	1	259	8	262	12	62	6

See footnote on page 11.

\* See footnote to Inverness County.

† See footnote to Fife County.



APPENDIX.—TABLE VI.—*continued.*

The Number of Pauper Lunatics chargeable to each Lunacy District, who were resident in Establishments or in Private Dwellings respectively, on 1st January of each Year from 1926 to 1936.

(Inmates of Schools for Imbeciles are not included in this Table.)

LUNACY DISTRICTS AND POPULATIONS FOR 1931.	BERWICK COUNTY. 26,612		ROXBURGH COUNTY. 45,788		SELKIRK COUNTY. 22,608		STIRLING COUNTY. 107,288		WEST LOTHIAN COUNTY. 81,431		DUNBARTON COUNTY. 79,246		CLACK- MANNAN COUNTY. 31,948		STIRLING BURGH. 22,593		FALKIRK BURGH. 36,566		CLYDEBANK BURGH. 46,952		DUMBARTON BURGH. 21,546		ZETLAND COUNTY. 21,421	
	Estab.	Priv. Dwell.	Estab.	Priv. Dwell.	Estab.	Priv. Dwell.	Estab.	Priv. Dwell.	Estab.	Priv. Dwell.	Estab.	Priv. Dwell.	Estab.	Priv. Dwell.	Estab.	Priv. Dwell.	Estab.	Priv. Dwell.	Estab.	Priv. Dwell.	Estab.	Priv. Dwell.	Estab.	Priv. Dwell.
Year 1926 . . . . .	304	27	304	27	74	2	239	15	166	13	210	10	75	6	60	4	97	2	122	12	66	5	80	20
" 1927 . . . . .	314	27	314	27	65	2	235	11	169	14	229	10	77	6	66	3	95	2	120	14	65	4	80	19
" 1928 . . . . .	313	26	313	26	66	1	228	10	196	12	223	10	83	6	72	3	99	2	117	15	74	5	80	18
" 1929 . . . . .	318	24	318	24	68	1	222	11	193	15	232	10	76	6	66	3	98	2	123	15	72	5	82	16
" 1930 . . . . .	330	22	330	22	63	1	226	11	203	14	230	10	79	6	57	4	92	2	121	13	71	5	90	15
Absolute Annual Average of five years . . . . .	315.8	25.2	315.8	25.2	67.2	1.4	230.0	11.6	185.4	13.6	224.8	10.0	78.0	6.0	64.2	3.4	96.2	2.0	120.6	13.8	69.6	4.8	82.4	17.6
Annual Average per 100,000 of Population (calculated on the Populations of 1921)	330	26	330	26	216	18	216	18	216	18	216	18	216	18	216	18	216	18	216	18	216	18	216	18
Year 1931 . . . . .	97	15	166	4	74	2	239	15	166	13	210	10	75	6	60	4	97	2	122	12	66	5	80	20
" 1932 . . . . .	100	14	172	4	65	2	235	11	169	14	229	10	77	6	66	3	95	2	120	14	65	4	80	19
" 1933 . . . . .	100	14	174	2	66	1	228	10	196	12	223	10	83	6	72	3	99	2	117	15	74	5	80	18
" 1934 . . . . .	100	14	177	2	68	1	222	11	193	15	232	10	76	6	66	3	98	2	123	15	72	5	82	16
" 1935 . . . . .	101	13	182	2	63	1	226	11	203	14	230	10	79	6	57	4	92	2	121	13	71	5	90	15
Absolute Annual Average of five years . . . . .	99.6	14.0	174.2	2.8	67.2	1.4	230.0	11.6	185.4	13.6	224.8	10.0	78.0	6.0	64.2	3.4	96.2	2.0	120.6	13.8	69.6	4.8	82.4	17.6
Annual Average per 100,000 of Population (calculated on the Populations of 1931)	374	53	380	6	297	6	214	11	228	17	234	13	244	19	284	15	263	5	257	29	323	22	385	82
Year 1936 . . . . .	95	13	181	1	68	1	242	10	201	15	225	10	72	8	62	4	88	2	131	12	72	3	90	14

See footnote on page 11.



## APPENDIX.—TABLE VII.

The Number of Pauper Lunatics of each Sex chargeable to each County and Large Burgh in Scotland on 1st January 1936, and the manner of their disposal.

COUNTIES.	Population in 1931.	Number of Pauper Lunatics at 1st January 1936.	DISPOSAL OF PAUPER LUNATICS.														
			In Establishments.						In Private Dwellings and under sanction of the Board.								
			In Asylums and in Wards of Poorhouse with Unrestricted Licence.			In Wards of Poor- houses with Restricted Licences.			With Relatives and alone.			With Strangers.					
			M.	F.	T.	M.	F.	T.	M.	F.	T.	M.	F.	T.			
1. Aberdeen	145,601	297	333	630	251	281	532	27	26	53	6	6	12	13	20	33	1
2. Angus	76,970	121	124	245	108	116	224	8	3	11	3	3	4	2	4	6	2
3. Argyll	63,050	162	150	312	148	143	291	...	...	...	9	9	13	5	3	8	3
4. Ayr	210,334	290	230	520	250	199	449	30	23	53	8	8	16	2	...	2	2
5. Banff	54,907	115	108	223	105	96	201	1	1	2	3	3	7	6	4	10	4
6. Berwick	26,612	51	57	108	44	51	95	...	...	...	...	...	7	4	2	6	7
7. Bute	18,823	24	36	60	24	34	58	...	...	...	...	...	...	...	2	2	2
8. Caithness	25,656	61	66	127	53	54	107	...	1	1	5	5	9	3	3	5	8
9. Clackmannan	31,948	39	41	80	36	36	72	...	...	...	2	2	2	1	1	4	4
10. Dumfries	58,252	68	77	145	66	73	139	...	...	...	...	...	...	...	4	4	10
11. Dunbarton	79,246	117	118	235	95	93	188	17	20	37	...	2	3	5	4	7	11
12. East Lothian	47,338	64	70	134	61	64	125	1	3	4	...	1	1	2	2	4	12
13. Fife	197,436	305	306	611	290	284	574	24	12	36	8	8	10	7	12	19	13
14. Inverness	59,525	218	192	410	141	135	276	...	12	20	31	31	23	54	22	44	14
15. Kincardine	27,442	49	58	107	40	43	83	8	12	20	...	1	1	1	2	3	15
16. Kirkcudbright	30,341	49	45	94	47	42	89	...	...	...	1	1	...	1	3	4	16
17. Lanark	300,847	465	423	888	455	412	867	1	2	3	3	3	5	8	6	10	17
18. Midlothian	87,286	135	122	257	127	106	233	2	4	6	3	3	9	12	3	6	18
19. Moray and Nairn	49,100	102	121	223	87	111	198	...	...	...	4	4	4	8	6	17	19
20. Orkney	22,077	43	51	94	40	42	82	...	...	...	1	1	7	8	2	4	20
21. Peebles	15,051	22	23	45	22	22	44	...	...	...	...	...	1	1	...	...	21
22. Perth and Kinross	93,440	168	192	360	157	185	342	...	3	4	...	...	3	4	9	...	22
23. Renfrew	103,611	133	134	267	113	120	233	14	12	26	1	1	...	1	5	7	23
24. Ross	62,799	207	196	403	141	134	275	16	14	30	38	38	41	79	12	19	24
25. Roxburgh	45,788	83	99	182	82	99	181	...	...	...	1	1	...	1	...	...	25
26. Selkirk	22,608	27	42	69	27	41	68	...	...	...	...	...	1	1	...	...	26
27. Stirling	107,288	139	113	252	133	109	242	...	...	...	2	2	2	4	4	6	27
28. Sutherland	16,101	39	46	85	38	37	75	...	...	...	1	1	6	7	3	3	28
29. West Lothian	81,431	115	101	216	91	83	174	15	12	27	2	2	1	3	5	12	29
30. Wigtown	29,331	38	50	88	27	34	61	6	14	20	2	2	2	4	3	3	30
31. Zetland	21,421	43	61	104	37	53	90	...	...	...	6	6	8	14	...	...	31
Totals in Counties	2,211,660	3789	3785	7574	3336	3332	6668	171	162	333	146	169	315	122	258	...	...



APPENDIX.—TABLE VII.—*continued.*

The Number of Pauper Lunatics of each Sex chargeable to each County and Large Burgh in Scotland on 1st January 1936, and the manner of their disposal.

LARGE BURGHS.	Population in 1931.	Number of Pauper Lunatics at 1st January 1936.			DISPOSAL OF PAUPER LUNATICS.											
					In Establishments.						In Private Dwellings and under sanction of the Board.					
					In Asylums and in Wards of Poorhouse with Unrestricted Licence.			In Wards of Poor-houses with Restricted Licences.			With Relatives and alone.			With Strangers.		
		M.	F.	T.	M.	F.	T.	M.	F.	T.	M.	F.	T.	M.	F.	T.
1. Aberdeen . . . . .	167,258	370	319	689	353	309	662	1	..	1	1	5	6	15	5	20
2. Airdrie . . . . .	25,954	54	39	93	51	34	85	1	..	3	1	1	2	1	2	3
3. Arbroath . . . . .	17,635	38	37	75	37	30	67	1	..	1	1	4	4	..	3	3
4. Ayr . . . . .	36,783	50	48	98	45	47	92	4	..	4	1	1	2	..	..	..
5. Clydebank . . . . .	46,952	91	52	143	59	40	99	26	6	32	3	4	7	3	2	5
6. Coatbridge . . . . .	43,056	76	55	131	57	35	92	19	17	36	..	..	1	..	2	2
7. Dumbarton . . . . .	21,546	46	29	75	33	26	59	11	2	13	..	..	1	2	..	..
8. Dumfries . . . . .	22,795	29	29	58	27	28	55	..	..	..	..	..	1	..	..	2
9. Dundee . . . . .	175,585	346	396	742	293	317	610	46	48	94	2	2	4	2	29	34
10. Dundfermline . . . . .	35,058	42	52	94	39	49	88	..	..	..	..	..	..	3	..	6
11. Edinburgh . . . . .	439,010	570	660	1,230	486	535	1,021	32	37	69	5	2	7	47	86	133
12. Falkirk . . . . .	36,566	51	39	90	47	38	85	2	1	3	1	..	1	1	..	1
13. Glasgow . . . . .	1,088,461	2,173	2,072	4,245	1,884	1,712	3,596	155	205	360	18	23	41	116	132	248
14. Greenock . . . . .	78,949	160	114	274	148	114	262	..	..	..	..	..	..	12	..	14
15. Hamilton . . . . .	37,862	72	54	126	69	50	119	..	..	..	..	..	..	3	4	7
16. Inverness . . . . .	22,583	44	56	100	35	44	79	..	..	..	2	2	4	7	10	17
17. Kilmarnock . . . . .	38,100	42	42	84	37	31	68	5	10	15	..	..	1	..	..	..
18. Kirkcaldy . . . . .	43,874	92	68	160	83	61	144	..	..	..	5	4	9	4	3	7
19. Motherwell and Wishaw . . . . .	64,710	139	84	223	137	81	218	..	..	..	2	3	5	13	..	..
20. Paisley . . . . .	86,445	131	124	255	88	83	171	30	41	71	..	..	..	..	..	13
21. Perth . . . . .	34,807	54	52	106	53	48	101	..	4	4	3	..	..	1	..	21
22. Port Glasgow . . . . .	19,581	33	35	68	30	32	62	..	..	..	..	2	5	..	1	1
23. Rutherglen . . . . .	25,157	46	37	83	46	36	82	..	..	..	1	..	..	..	..	22
24. Stirling . . . . .	22,593	36	30	66	35	27	62	..	..	..	1	..	1	..	3	23
Totals in Large Burghs . . . . .	2,631,320	4,785	4,523	9,308	4,172	3,807	7,979	333	374	707	45	57	102	235	235	520
Totals in Counties (Brought forward) . . . . .	2,211,660	3,789	3,785	7,574	3,336	3,332	6,668	171	162	333	146	169	315	136	122	258
GENERAL TOTALS . . . . .	4,842,980	8,574	8,308	16,882	7,508	7,139	14,647	504	536	1,040	191	226	417	371	407	778



## APPENDIX.—TABLE VIII

The manner in which the Pauper Lunatics chargeable to each County and Large Burgh, placed on the Register of the Board during 1935, were dealt with, and the changes that have taken place during the year in respect of those on the Register on 1st January of that year.

COUNTIES.	Number of Pauper Lunatics at 1st January 1935.		Number Intimated during the year.	ESTABLISHMENT PATIENTS.*										"BOARDED-OUT" PATIENTS.																																																																																																																																																																																																																																																																																																																																																																																																																																																																																																																																																																																																																																																																																																																																																																																																																																																																																																																																																																									
	In Establishments.	"Boarded-Out" in Private Dwellings.		Placed in Establishments.		Discharged from Establishments.		Died.	Patients intimated during 1935.	Transferred from Establishments.	Removed from Jurisdiction of Board.		Died.																																																																																																																																																																																																																																																																																																																																																																																																																																																																																																																																																																																																																																																																																																																																																																																																																																																																																																																																																																										
				Patients Intimated during 1935.	"Boarded-Out" Patients transferred.	Recovered.	Removed from Poor Roll or from Jurisdiction of Board.				By Recovery.	By Friends.																																																																																																																																																																																																																																																																																																																																																																																																																																																																																																																																																																																																																																																																																																																																																																																																																																																																																																																																																																											
														M.	F.	M.	F.	M.	F.	M.	F.																																																																																																																																																																																																																																																																																																																																																																																																																																																																																																																																																																																																																																																																																																																																																																																																																																																																																																																																																																		
1. Aberdeen	286	307	19	25	33	43	1	1	19	16	2	3	20	21	...	...	...	...	...	...	...	...	...	...	...	...	...	...	...	...	...	...	...	...	...	...	...	...	...	...	...	...	...	...	...	...	...	...	...	...	...	...	...	...	...	...	...	...	...	...	...	...	...	...	...	...	...	...	...	...	...	...	...	...	...	...	...	...	...	...	...	...	...	...	...	...	...	...	...	...	...	...	...	...	...	...	...	...	...	...	...	...	...	...	...	...	...	...	...	...	...	...	...	...	...	...	...	...	...	...	...	...	...	...	...	...	...	...	...	...	...	...	...	...	...	...	...	...	...	...	...	...	...	...	...	...	...	...	...	...	...	...	...	...	...	...	...	...	...	...	...	...	...	...	...	...	...	...	...	...	...	...	...	...	...	...	...	...	...	...	...	...	...	...	...	...	...	...	...	...	...	...	...	...	...	...	...	...	...	...	...	...	...	...	...	...	...	...	...	...	...	...	...	...	...	...	...	...	...	...	...	...	...	...	...	...	...	...	...	...	...	...	...	...	...	...	...	...	...	...	...	...	...	...	...	...	...	...	...	...	...	...	...	...	...	...	...	...	...	...	...	...	...	...	...	...	...	...	...	...	...	...	...	...	...	...	...	...	...	...	...	...	...	...	...	...	...	...	...	...	...	...	...	...	...	...	...	...	...	...	...	...	...	...	...	...	...	...	...	...	...	...	...	...	...	...	...	...	...	...	...	...	...	...	...	...	...	...	...	...	...	...	...	...	...	...	...	...	...	...	...	...	...	...	...	...	...	...	...	...	...	...	...	...	...	...	...	...	...	...	...	...	...	...	...	...	...	...	...	...	...	...	...	...	...	...	...	...	...	...	...	...	...	...	...	...	...	...	...	...	...	...	...	...	...	...	...	...	...	...	...	...	...	...	...	...	...	...	...	...	...	...	...	...	...	...	...	...	...	...	...	...	...	...	...	...	...	...	...	...	...	...	...	...	...	...	...	...	...	...	...	...	...	...	...	...	...	...	...	...	...	...	...	...	...	...	...	...	...	...	...	...	...	...	...	...	...	...	...	...	...	...	...	...	...	...	...	...	...	...	...	...	...	...	...	...	...	...	...	...	...	...	...	...	...	...	...	...	...	...	...	...	...	...	...	...	...	...	...	...	...	...	...	...	...	...	...	...	...	...	...	...	...	...	...	...	...	...	...	...	...	...	...	...	...	...	...	...	...	...	...	...	...	...	...	...	...	...	...	...	...	...	...	...	...	...	...	...	...	...	...	...	...	...	...	...	...	...	...	...	...	...	...	...	...	...	...	...	...	...	...	...	...	...	...	...	...	...	...	...	...	...	...	...	...	...	...	...	...	...	...	...	...	...	...	...	...	...	...	...	...	...	...	...	...	...	...	...	...	...	...	...	...	...	...	...	...	...	...	...	...	...	...	...	...	...	...	...	...	...	...	...	...	...	...	...	...	...	...	...	...	...	...	...	...	...	...	...	...	...	...	...	...	...	...	...	...	...	...	...	...	...	...	...	...	...	...	...	...	...	...	...	...	...	...	...	...	...	...	...	...	...	...	...	...	...	...	...	...	...	...	...	...	...	...	...	...	...	...	...	...	...	...	...	...	...	...	...	...	...	...	...	...	...	...	...	...	...	...	...	...	...	...	...	...	...	...	...	...	...	...	...	...	...	...	...	...	...	...	...	...	...	...	...	...	...	...	...	...	...	...	...	...	...	...	...	...	...	...	...	...	...	...	...	...	...	...	...	...	...	...	...	...	...	...	...	...	...	...	...	...	...	...	...	...	...	...	...	...	...	...	...	...	...	...	...	...	...	...	...	...	...	...	...	...	...	...	...	...	...	...	...	...	...	...	...	...	...	...	...	...	...	...	...	...	...	...	...	...	...	...	...	...	...	...	...	...	...	...	...	...	...	...	...	...	...	...	...	...	...	...	...	...	...	...	...	...	...	...	...	...	...	...	...	...	...	...	...	...	...	...	...	...	...	...	...	...	...	...	...	...	...	...	...	...	...	...	...	...	...	...	...	...	...	...	...	...	...	...	...	...	...	...	...	...	...	...	...	...	...	...	...	...	...	...	...	...	...	...	...	...	...	...	...	...	...	...	...	...	...	...	...	...	...	...	...	...	...	...	...	...</



The manner in which the Pauper Lunatics chargeable to each County and Large Burgh, placed on the Register of the Board during 1935, were dealt with, and the changes that have taken place during the year in respect of those on the Register on 1st January of that year.

ON 1ST JANUARY OF THAT YEAR.

LARGE BURGHS.	Number of Pauper Lunatics at 1st January 1935.				Number intimated during the year.	ESTABLISHMENT PATIENTS.*												"BOARDED-OUT" PATIENTS.							
	In Establishments.		"Boarded-Out" in Private Dwellings.			Placed in Establishments.				Discharged from Establishments.				Patients intimated during 1935.		Transferred from Establishments.				Removed from Jurisdiction of Board.				Died.	
						Patients intimated during 1935.		"Boarded-Out" Patients transferred.		Recovered.		Removed from Poor Roll or from Jurisdiction of Board.				By Recovery.		By Friends.							
	M.	F.	M.	F.		M.	F.	M.	F.	M.	F.	M.	F.	M.	F.	M.	F.	M.	F.	M.	F.	M.	F.		
1. Aberdeen	336	311	16	11	50	59	50	59	...	...	1	7	...	...	19	34	...	...	...	...	...	...			
2. Airdrie	53	35	2	7	8	6	8	6	...	...	...	...	...	...	2	4	...	...	...	...	...	...			
3. Arbroath	35	29	...	...	6	5	6	5	...	...	...	...	...	...	8	7	...	...	...	...	...	...			
4. Ayr	45	46	1	1	15	13	15	13	...	...	...	...	...	...	11	8	...	...	...	...	...	...			
5. Clydebank	79	42	7	6	24	19	24	19	...	...	...	...	...	...	7	4	...	...	...	...	...	...			
6. Coatbridge	81	56	...	...	7	4	7	4	...	...	...	...	...	...	2	1	...	...	...	...	...	...			
7. Dumbarton	46	25	4	1	8	7	8	7	...	...	...	...	...	...	3	1	...	...	...	...	...	...			
8. Dumfries	27	23	2	1	6	8	6	8	...	...	...	...	...	...	11	21	...	...	...	...	...	...			
9. Dundee	330	360	9	30	31	42	31	42	...	...	...	...	...	...	5	3	...	...	...	...	...	...			
10. Dunfermline	38	49	5	3	9	5	9	5	...	...	...	...	...	...	3	3	...	...	...	...	...	...			
11. Edinburgh	531	573	55	96	85	88	85	88	...	...	...	...	...	...	43	43	...	...	...	...	...	...			
12. Falkirk	50	42	2	...	15	4	15	4	...	...	...	...	...	...	8	2	...	...	...	...	...	...			
13. Glasgow	2047	1885	138	166	182	213	182	213	...	...	...	...	...	...	104	104	...	...	...	...	...	...			
14. Greenock	142	116	10	...	29	13	29	13	...	...	...	...	...	...	8	8	...	...	...	...	...	...			
15. Hamilton	65	47	3	...	9	8	9	8	...	...	...	...	...	...	2	1	...	...	...	...	...	...			
16. Inverness	35	48	8	13	10	8	10	8	...	...	...	...	...	...	6	9	...	...	...	...	...	...			
17. Kilmarnock	43	42	...	...	9	6	9	6	...	...	...	...	...	...	8	4	...	...	...	...	...	...			
18. Kirkcaldy	85	62	2	2	17	6	17	6	...	...	...	...	...	...	4	4	...	...	...	...	...	...			
19. Motherwell and Wishaw	122	78	...	...	23	13	23	13	...	...	...	...	...	...	9	4	...	...	...	...	...	...			
20. Paisley	121	118	13	...	25	23	25	23	...	...	...	...	...	...	7	9	...	...	...	...	...	...			
21. Perth	46	55	1	...	17	15	17	15	...	...	...	...	...	...	1	5	...	...	...	...	...	...			
22. Port-Glasgow	29	32	3	3	5	4	5	4	...	...	...	...	...	...	1	1	...	...	...	...	...	...			
23. Rutherglen	46	38	...	...	5	3	5	3	...	...	...	...	...	...	4	1	...	...	...	...	...	...			
24. Stirling	31	26	1	3	5	5	5	5	...	...	...	...	...	...	2	...	...	...	...	...	...	...			
Totals in Large Burghs .	4461	4138	291	360	600	577	660	576	11	17	214	206	61	42	281	283	1	9	3	...	1	5			
Totals in Counties (Bro't f'ward)	3449	3488	297	301	543	522	540	522	18	8	208	205	31	24	250	294	...	13	2	3	...	11			
GENERAL TOTALS .	7910	7626	588	661	1143	1099	1140	1098	29	25	422	411	92	66	531	577	3	22	5	3	1	16			

\* Inmates of Schools for Imbeciles are not included in this Table.



## APPENDIX.—TABLE IX.

The Number of Orders granted by the Sheriffs for Admission of Lunatics into any Public, Private, District or Parochial Asylum or House, stating the Asylum or House to which such Order was sent, during the year ended 31st December 1935.

Orders granted by the Sheriffs of the County of	For the Admission of Patients into the		No. of Orders Granted.	Total.
1. Aberdeen .	Royal Mental Hospital, Royal Asylum, District Asylum,	Aberdeen . . Montrose . . Aberdeen . .	147 1 100	248
2. Angus .	Royal Asylum, " District Asylum, " "	Dundee . . Montrose . . Dundee . . Perth . .	4 78 64 1	
3. Argyll .	Royal Mental Hospital, District Asylum, " "	Glasgow . . Argyll . . Paisley . .	1 24 1	
4. Ayr .	District Asylum,	Ayr . .	157	26
5. Banff .	District Asylum,	Banff . .	27	157
6. Berwick .	District Asylum,	Roxburgh . .	2	27
7. Bute .	District Asylum,	Argyll . .	8	2
8. Caithness .	Royal Edinburgh Hospital for Mental Disorders Royal Asylum,	Montrose . .	5 3	8
9. Clackmannan	District Asylum,	Stirling . .	5	8
10. Dunbarton .	Royal Mental Hospital, District Asylum,	Glasgow . . Stirling . .	2 13	5
11. Dumfries .	Crichton Royal Institution,	Dumfries . .	117	15
12. East Lothian.	District Asylum,	East Lothian .	24	117
13. Edinburgh .	Crichton Royal Institution Royal Edinburgh Hospital for Mental Disorders District Asylum, " " Private Asylum,	Dumfries . . Edinburgh . . Midlothian . . New Saughtonhall .	1 64 175 36 4	24
14. Fife .	Royal Edinburgh Hospital for Mental Disorders Royal Mental Hospital Royal Asylum, District Asylum, " "	Glasgow . . Montrose . . Fife . . Roxburgh . .	1 1 2 141 1	280
15. Inverness .	District Asylum,	Inverness . .	102	146
16. Kincardine .	Royal Asylum, District Asylum,	Montrose . . Banff . .	3 1	102
17. Kinross .	District Asylum,	Fife . .	2	4
18. Kirkcudbright	District Asylum,	Lanark . .	1	2
				1







## APPENDIX.—TABLE X.

Average Number of Patients Resident, and the Results of Treatment in each Asylum or other Establishment, for the Year 1935.

(a) *Royal and District Asylums.*

ROYAL AND DISTRICT ASYLUMS.		Average Number Resident.		Admissions (including Transfers).		Discharges.				Transfers.				Deaths.		Proportion of Recoveries per cent. on Admissions.		Proportion of Deaths per cent. on Average Number Resident.	
		M.	F.	M.	F.	Re-covered.	Re-lieved.	Not Im-proved.		To other Estab-lish-ments.	To Private Dwell-ings as Single Patients.	M.	F.	M.	F.	M.	F.	M.	F.
1. Aberdeen Royal Mental Hospital . . . . .	{ Private Patients Pauper	136.5 253.5	165.0 277.5	28 37	40 50	14 18	10 20	6 12	12 22	1 2	1 2	8 9	9 9	12 15	15 20	50.0 48.6	25.0 40.0	8.8 9.1	8.8 9.1
2. Aberdeen District Asylum . . . . .	. . . . .	390.0	442.5	65	90	32	30	7	14	2	2	8	9	32	34	49.2	33.3	8.2	7.7
3. Argyll District Asylum . . . . .	. . . . .	287.0	279.5	31	18	13	21	...	4	...	...	1	12	17	34	24.5	34.4	4.8	10.8
4. Ayr District Asylum . . . . .	. . . . .	362.5	313.5	88	74	19	25	5	5	...	...	1	...	18	20	25.8	50.0	7.2	7.2
5. Banff District Asylum . . . . .	. . . . .	107.5	95.5	12	23	4	8	...	...	...	...	...	...	44	42	21.6	33.8	12.1	13.4
6. Crichton Royal Institution, Dumfries . . . . .	{ Private Patients Pauper	150.0 165.5	207.5 168.5	16 42	25 48	4 18	8 13	7 8	8 8	1 1	1	...	...	3	6	33.8	34.8	2.8	6.3
7. Dundee Royal Asylum . . . . .	. . . . .	315.5	376.0	58	73	22	21	8	8	...	...	1	4	29	38	37.9	28.8	9.2	11.3
8. Dundee District Asylum . . . . .	. . . . .	11.0	22.0	1	5	...	4	...	...	...	...	...	...	3	...	...	80.0	27.3	...
9. East Lothian District Asylum . . . . .	. . . . .	306.5	307.0	32	44	13	13	1	...	...	...	1	2	10	22	40.6	29.5	3.3	7.2
10. Royal Edinburgh Hospital for Mental Disorders . . . . .	{ Private Patients Pauper	210.0 80.5	271.0 90.0	19 6	50 6	8 3	5 4	11 5	11 5	5 5	...	...	...	15	23	5.3	16.0	7.1	8.5
11. Edinburgh District Asylum . . . . .	. . . . .	290.5	361.0	25	56	4	12	5	11	5	5	2	2	20	32	16.0	21.4	6.9	8.9
12. Fife District Asylum . . . . .	. . . . .	457.0	496.0	98	105	36	52	23	3	1	...	16	7	38	41	36.7	49.5	8.3	8.3
13. Glasgow Royal Mental Hospital . . . . .	. . . . .	454.0	437.5	85	69	36	26	5	6	2	2	5	2	24	40	42.4	37.7	5.3	9.1
14. Glasgow District Asylum, Gartloch . . . . .	. . . . .	176.5	211.5	36	49	10	21	4	12	1	1	3	1	18	20	27.8	42.9	10.2	9.5
15. Glasgow District Asylum, Woodilee . . . . .	. . . . .	485.5	403.0	43	30	8	3	14	8	...	...	3	3	21	17	18.6	10.0	4.3	4.2
16. Govan District Asylum . . . . .	. . . . .	633.5	568.5	65	111	12	23	5	12	...	...	7	6	36	39	18.5	20.7	5.4	6.9
17. Inverness District Asylum . . . . .	. . . . .	498.5	391.0	69	58	25	16	...	...	...	...	10	20	28	28	36.2	27.6	5.6	7.2
18. Kirklands Asylum at Bothwell . . . . .	. . . . .	138.5	105.5	7	15	7	9	...	1	...	...	1	1	43	32	27.6	23.7	10.5	8.9
19. Lanark District Asylum . . . . .	. . . . .	814.0	645.5	139	99	42	28	3	2	...	...	7	3	53	45	30.2	28.3	2.9	6.6
20. Midlothian District Asylum . . . . .	. . . . .	192.0	185.0	25	15	10	8	...	2	...	...	2	4	11	16	40.0	53.3	5.7	8.6
21. Montrose Royal Asylum . . . . .	. . . . .	98.0	92.5	6	13	4	8	...	...	...	...	...	...	5	5	16.7	61.5	5.1	5.4
22. Moray District Asylum . . . . .	. . . . .	201.0	309.5	41	46	13	8	3	2	...	...	6	4	21	25	31.7	17.4	7.2	8.1
23. Paisley District Asylum . . . . .	{ Private Patients Pauper	388.0 77.5	402.0 99.0	47 11	59 15	14 4	16 1	7 ...	4 ...	1 2	1	6 1	4 3	26 30	30 29	29.8	27.1	6.7 7.5	7.5
24. Murray's Royal Asylum, Perth . . . . .	. . . . .	188.0	144.0	33	26	23	12	...	...	...	...	1	1	15	15	69.7	33.3	5.2	8.1
25. Perth District Asylum . . . . .	. . . . .	55.5	72.0	9	21	2	5	...	2	...	...	3	3	8	6	22.2	23.8	5.4	8.3
26. Renfrew District Asylum . . . . .	. . . . .	210.5	221.5	40	45	15	32	2	...	...	...	3	3	15	20	37.5	71.1	7.1	9.0
27. Roxburgh District Asylum . . . . .	. . . . .	203.5	205.0	29	27	11	7	3	1	...	...	2	3	10	13	37.9	25.9	4.9	5.9
28. Stirling District Asylum . . . . .	. . . . .	172.0	225.0	26	28	6	9	1	1	...	...	2	3	15	17	23.1	32.1	8.7	7.6
		576.5	459.5	135	102	56	48	1	1	...	...	6	7	65	36	41.5	47.1	11.3	7.8



APPENDIX.—TABLE X.—*continued.*

Average Number of Patients Resident, and the Results of Treatment in each Asylum or other Establishment, for the Year 1935.

(b) *Private Asylums.*

Private Asylums.	Average Number Resident.		Admissions (including Transfers).		Discharges.				Transfers.				Deaths.		Proportion of Recoveries per cent. on Admissions.		Proportion of Deaths per cent. on Average Number Resident.			
					Recovered.		Relieved.		Not Improved.		To other Establishments.		To Private Dwellings as Single Patients.							
	M.	F.	M.	F.	M.	F.	M.	F.	M.	F.	M.	F.	M.	F.	M.	F.	M.	F.		
New Saughton Hall	10.5	22.5	3	1	1	...	1	...	...	...	1	...	...	...	1	2	33.3	...	9.5	8.9
St. Andrews	...	5.0	...	3	...	3	...	...	...	...	...	...	...	...	...	...	100.0	...	...	...
General Results	10.5	27.5	3	4	1	3	1	...	...	...	1	...	...	...	1	2	33.3	75.0	9.5	7.3

(c) *Parochial Asylums.*

(Lunatic Wards of Poorhouse with Unrestricted Licence.)

Parochial Asylum.	Average Number Resident.		Admissions (including Transfers).		Discharges.				Transfers.				Deaths.		Proportion of Recoveries per cent. on Admissions.		Proportion of Deaths per cent. on Average Number Resident.	
					Recovered.		Relieved.		Not Improved.		To Other Establishments.		To Private Dwellings as Single Patients.					
	M.	F.	M.	F.	M.	F.	M.	F.	M.	F.	M.	F.	M.	F.	M.	F.	M.	F.
Greenock	151.0	114.0	34	13	14	6	...	...	...	...	3	1	4	...	41.2	46.2	4.6	7.0



## APPENDIX.—TABLE X.—continued.

Average Number of Patients Resident, and the Results of Treatment in each Asylum or other Establishment, for the Year 1935.

## (d) Lunatic Wards of Poorhouses with Restricted Licences.

Lunatic Wards of Poorhouses.	Average Number Resident.		Admissions (including Transfers).		Discharges.			Transfers.		Deaths.		Proportion of Recoveries per cent. on Admissions.		Proportion of Deaths per cent. on Average Number Resident.	
	M.	F.	M.	F.	Recovered.	Relieved.	Not Improved.	To other Establishments.	To Private Dwellings as Single Patients.	M.	F.	M.	F.	M.	F.
1. Bachan (New Maud)	25.5	22.5	1	2	...	...	...	1	...	...	2	...	...	...	8.9
2. Cunningham (Irvine)	44.0	35.5	1	1	...	...	...	...	...	...	2	100.0	...	...	5.6
3. Dumbarton	30.0	27.0	2	0	...	...	...	1	...	...	1	...	...	...	3.7
4. Dundee (East)	47.0	48.5	2	3	...	...	...	1	1	...	2	...	...	2.1	4.1
5. Govan (Glasgow)	152.5	193.0	19	41	...	1	...	4	...	9	10	...	2.4	5.9	5.2
6. Inveresk (Musselburgh)	14.0	15.5	...	...	...	...	...	...	...	...	...	...	...	...	...
7. Kincardine (Stonehaven)	19.5	21.0	3	...	...	...	...	...	...	...	...	...	...	...	...
8. Lewis	15.5	14.0	2	3	...	...	...	...	...	1	...	...	...	6.5	7.1
9. Linnithgow	18.0	17.0	2	1	...	...	...	2	...	...	1	...	...	...	...
10. Long Island	23.5	12.0	2	...	...	...	...	3	...	...	2	...	...	...	8.3
11. Old Monkland	21.5	23.5	5	...	...	...	...	1	1	4	2	40.0	...	18.6	8.5
12. Paisley	40.0	53.5	1	1	...	...	...	...	...	1	2	...	...	2.0	3.7
13. Perth	19.5	31.0	6	4	...	...	...	1	...	3	2	16.7	...	15.4	6.5
14. Wigtown (Stranraer)	20.5	16.0	...	...	...	...	...	...	...	1	...	...	...	4.9	...
General Results	500.0	530.0	46	56	4	1	...	11	...	20	25	8.7	3.6	4.0	4.7



## APPENDIX.—TABLE XI.

Return exhibiting the Number of Licences granted by the Board for the Continuance, Establishment, or Renewal of Private Asylums, Lunatic Wards of Poorhouses, and Institutions for Mental Defectives during the Year ended 31st December 1935.

Name.	Number of Licences granted for Continuance or Renewal.	Number of Licences granted for Establish- ment.	Total.
1. Private Asylums . . . . .	2	...	2
2. Lunatic Wards of Poorhouses . . . . .	14	...	14
3. Institutions for Mental Defectives . . . . .	14	...	14
TOTAL . . . . .	30	...	30



## APPENDIX

## Classification of all Recorded Causes of Death of Patients

(a)

ESTABLISHMENTS.	Average Number Resident.		Total Number of Deaths.		1. General Paralysis of the Insane and Syphilitic Affections of the Brain.		2. General Diseases of the Brain.		3. Epilepsy and Convulsions.		4. Exhaustion from Acute Mental Affections not caused by Nervous Diseases otherwise designated.		5. Diseases of the Spinal Cord and Nervous System.		Diseases of the Heart and Blood Vessels.
	M.	F.	M.	F.	M.	F.	M.	F.	M.	F.	M.	F.	M.	F.	M.
Aberdeen Royal .	136.5	165.0	12	15	...	...	1	1	...	...	...	...	...	...	10
Crichton Royal .	150.0	207.5	11	19	...	...	1	3	...	...	...	1	...	...	7
Dundee Royal .	11.0	22.0	3	...	...	...	2	...	...	...	...	...	...	...	1
*Edinburgh Royal .	210.0	271.0	15	23	...	...	2	4	...	...	...	1	...	...	4
Glasgow Royal .	165.0	199.0	17	19	...	...	3	2	1	...	...	...	...	...	7
Montrose Royal .	98.0	92.5	5	5	...	...	2	1	1	...	...	...	...	1	4
Murray's Royal .	55.5	72.0	3	6	...	1	...	...	...	...	...	...	...	...	...
(b) Patients															
New Saughton Hall.	10.5	22.5	1	2	...	...	1	1	...	...	...	...	...	...	...
St. Andrew's, Hawick	...	5.0	...	...	...	...	...	...	...	...	...	...	...	...	...
TOTAL. .	836.5	1056.5	67	89	...	1	12	12	2	...	...	2	...	1	33

\* This Institution is now called The Royal Edinburgh Hospital for Mental Disorders.



## E XII.—(i.)

died in Asylums and other Establishments in the Year 1935.

ms.

1- a.	8. Bronchitis, Pleurisy and other forms of Pul- monary Disease.		9 Diseases of the All- mentary, Glandular and Genito- Urinary Systems.		10. Dysentery (Colitis), Diarrhoea and Infective Enteritis.		11. Erysipelas, Abscess, Pyæmia, Septicæ- mia, and Cellulitis.		12. In- fluenza.		13. Typhoid and other Infectious and Contagious Diseases.		14. Cancer, Carcinoma, Sarcoma, Malignant Diseases, excluding Malignant Diseases of the Brain.		15. Tuber- culosis and Pul- monary Phthisis.		16. Atrophy, Debility, and Old Age.		17. Suicides and Acci- dents.		
	F.	M.	F.	M.	F.	M.	F.	M.	F.	M.	F.	M.	F.	M.	F.	M.	F.	M.	F.	M.	F.
4	...	3	...	...	...	1	1	...	...	...	...	...	1	...	2	4	6	...	1		
1	...	1	1	2	...	...	1	...	...	...	...	3	...	1	2	1	3	...	...		
...	1	...	...	...	...	...	...	...	...	...	...	...	...	...	...	1	...	...	...		
12	7	11	2	2	...	...	...	...	...	...	...	1	1	1	...	2	6	1	2		
5	5	5	3	3	...	...	...	...	2	...	...	1	3	1	...	7	6	1	1		
1	1	1	...	...	...	...	...	...	...	...	...	...	...	...	1	1	3	...	...		
3	1	3	...	1	...	...	1	...	...	...	...	...	1	...	...	2	2	...	...		
ms.																					
2	1	2	...	...	...	...	...	...	...	...	...	...	...	...	...	...	2	...	...		
..	...	...	...	...	...	...	...	...	...	...	...	...	...	...	...	...	...	...	...		
28	16	26	6	8	...	1	3	...	2	...	...	5	6	3	5	18	28	2	4		



## Classification of all Recorded Causes of Death of Patients with

(a) Royal Asylums

ESTABLISHMENTS.	Average Number Resident.		Total Number of Deaths.		1.		2.		3.		4.		5.		6.	
					General Paralysis of the Insane and Syphilitic Affections of the Brain.		General Diseases of the Brain.		Epilepsy and Convulsions.		Exhaustion from Acute Mental Affections not caused by Nervous Diseases otherwise designated.		Diseases of the Spinal Cord and Nervous System.		Diseases of the Heart and Blood Vessels.	
	M.	F.	M.	F.	M.	F.	M.	F.	M.	F.	M.	F.	M.	F.	M.	F.
Aberdeen Royal . . . . .	253.5	277.5	20	19	...	...	2	2	...	...	...	...	...	...	11	...
Aberdeen District . . . . .	376.0	315.0	18	34	3	2	2	5	1	...	1	2	...	...	6	...
Argyll District . . . . .	287.0	279.5	17	20	...	1	3	2	2	1	...	...	1	...	10	...
Ayr District . . . . .	362.5	313.5	44	42	11	4	5	14	7	1	7	4	...	...	17	...
Banff District . . . . .	107.5	95.5	3	6	...	...	1	1	...	...	...	3	...	...	1	...
Crichton Royal . . . . .	165.5	168.5	18	19	...	...	4	...	1	1	...	1	...	1	7	...
Dundee District . . . . .	306.5	307.0	10	22	...	1	5	7	1	2	...	...	...	...	2	...
East Lothian District . . . . .	106.5	113.5	3	6	...	...	1	1	...	...	...	...	...	...	...	...
* Edinburgh Royal . . . . .	80.5	90.0	5	9	...	...	...	1	...	...	...	...	...	...	1	...
Edinburgh District . . . . .	457.0	496.0	38	41	...	...	4	10	2	3	...	1	1	...	26	...
Fife District . . . . .	454.0	437.5	24	40	...	...	7	11	4	2	...	2	...	...	4	...
Glasgow Royal . . . . .	11.5	12.5	1	1	...	...	...	1	...	...	...	...	...	...	1	...
Glasgow District (Gartloch) . . . . .	485.5	403.0	21	17	2	...	6	1	2	3	1	1	...	...	5	...
Glasgow District (Woodilee) . . . . .	663.5	568.5	36	39	3	1	8	14	3	6	1	1	...	...	20	...
Govan District . . . . .	498.5	391.0	28	28	...	1	4	3	4	1	2	...	...	...	15	...
Inverness District . . . . .	408.5	358.5	43	32	4	...	13	9	3	1	3	12	...	...	7	...
Kirklands Asylum . . . . .	138.5	105.5	4	7	...	...	...	2	...	...	...	...	...	...	2	...
Lanark District . . . . .	814.0	645.5	53	45	1	1	10	7	9	4	3	...	...	1	33	...
Midlothian District . . . . .	192.0	185.0	11	16	...	...	2	3	...	...	...	1	...	...	8	...
Montrose Royal . . . . .	291.0	309.5	21	25	...	...	4	6	2	1	...	...	1	2	14	...
Morayshire District . . . . .	77.5	99.0	4	8	...	...	...	...	1	1	...	...	...	...	1	...
Paisley District . . . . .	188.0	144.0	15	15	...	...	4	4	...	...	...	...	...	...	3	...
Perth District . . . . .	210.5	221.5	15	20	...	...	2	2	1	1	1	2	...	...	3	...
Renfrew District . . . . .	203.5	205.0	10	12	...	...	2	...	...	1	...	1	...	...	2	...
Roxburgh District . . . . .	172.0	223.0	15	17	...	...	1	...	1	...	2	...	...	...	5	...
Stirling District . . . . .	576.5	459.5	65	36	...	...	10	4	3	1	1	4	...	...	21	...

## (b) Parochial Asylum: Lunatic Wards

Greenock Parochial . . . . .	151.0	114.0	7	8	...	...	2	3	...	1	...	...	...	1	1	...
------------------------------	-------	-------	---	---	-----	-----	---	---	-----	---	-----	-----	-----	---	---	-----

## (c) Lunatic Wards of Poorhouses

Buchan . . . . .	25.5	22.5	...	2	...	...	1	...	...	...	...	...	...	...	...	...
Cunninghame . . . . .	44.0	35.5	...	2	...	...	...	...	...	...	...	...	...	...	...	...
Dumbarton . . . . .	30.0	27.0	...	1	...	...	...	...	...	...	...	...	...	...	...	...
Dundee, East . . . . .	47.0	48.5	1	2	...	...	1	...	...	...	...	1	...	...	...	...
Govan . . . . .	152.5	193.0	9	10	...	...	1	3	...	...	...	...	...	...	3	...
Inveresk . . . . .	14.0	15.5	...	...	...	...	...	...	...	...	...	...	...	...	...	...
Kincaidine . . . . .	19.5	21.0	...	...	...	...	...	...	...	...	...	...	...	...	...	...
Lewis . . . . .	15.5	14.0	1	1	...	...	...	...	...	...	...	...	...	...	1	...
Linlithgow . . . . .	18.0	17.0	...	...	...	...	...	...	...	...	...	...	...	...	...	...
Long Island . . . . .	23.5	12.0	...	1	...	...	...	...	...	...	...	...	...	...	...	...
Old Monkland . . . . .	21.5	23.5	4	2	...	...	1	...	...	...	...	...	...	...	2	...
Paisley . . . . .	49.0	53.5	1	2	...	...	...	...	...	...	...	...	...	...	...	...
Perth . . . . .	19.5	31.0	3	2	...	...	...	...	...	...	...	...	...	...	1	...
Wigtown . . . . .	20.5	16.0	1	...	...	...	...	...	...	...	...	...	...	...	...	...
Totals of Section (ii) . . . . .	8538.5	7870.5	569	609	24	11	102	118	47	31	23	39	4	5	233	23
Totals of Section (i) . . . . .	836.5	1056.5	67	89	...	1	12	12	2	...	...	2	...	1	33	...
TOTALS. . . . .	9375.0	8927.0	636	698	24	12	114	130	49	31	23	41	4	6	266	23

\* Royal Edinburgh Hospital for Mental Disorders.



TABLE XII.—(ii.)

died in Asylums and other Establishments in the Year 1935.

*District Asylums.*

7.		8.		9.		10.		11.		12.		13.		14.		15.		16.		17.	
Pneumonia.		Bronchitis, Pleurisy and other forms of Pulmonary Disease.		Diseases of the Alimentary, Glandular and Genito-Urinary Systems.		Dysentery (Colitis), Diarrhoea and Infective Enteritis.		Erysipelas, Abscess, Pyæmia, Septicæmia, and Cellulitis.		Influenza.		Typhoid and other Infectious and Contagious Diseases.		Cancer, Carcinoma, Sarcoma, Malignant Diseases, excluding Malignant Diseases of the Brain.		Tuberculosis and Pulmonary Phthisis.		Atrophy, Debility, and Old Age.		Suicides and Accidents.	
M.	F.	M.	F.	M.	F.	M.	F.	M.	F.	M.	F.	M.	F.	M.	F.	M.	F.	M.	F.	M.	F.
5	1	4	3	1	1	...	...	...	1	...	...	...	...	3	2	2	1	...	...	...	...
3	2	5	1	2	4	1	1	...	1	1	1	...	...	1	2	3	2	1	...	...	...
2	1	5	2	8	12	...	...	1	...	...	...	...	...	1	2	3	3	1	3	1	...
...	...	...	...	...	...	...	...	...	...	...	...	...	...	...	...	...	...	...	...	...	...
5	1	4	4	5	16	...	...	1	...	...	...	...	...	2	3	2	1	10	9	...	...
1	2	1	3	2	2	...	...	...	...	1	...	...	...	...	...	...	2	1	...	...	...
4	6	3	5	1	2	...	1	1	...	...	...	...	...	1	...	1	2	4	5	...	...
...	...	...	...	...	...	...	...	...	...	...	...	...	...	...	...	...	...	...	...	...	...
3	6	...	...	...	3	...	...	...	1	...	...	...	...	1	1	...	2	...	...	...	...
1	...	1	...	...	3	...	...	...	...	...	...	...	...	1	...	...	1	1	3	...	...
3	4	3	4	2	1	...	...	...	...	1	1	...	...	1	1	1	2	1	3	...	...
...	...	...	...	...	...	...	...	...	...	...	...	...	...	...	...	...	...	...	...	...	...
4	10	4	2	3	...	...	...	...	3	...	2	...	...	...	1	4	4	4	3	1	...
6	20	3	10	3	1	...	...	...	...	...	6	...	...	2	1	1	1	9	23	1	...
...	...	...	...	...	...	...	...	...	...	...	...	...	...	...	...	...	...	1	...	...	...
...	...	...	...	...	...	...	...	...	...	...	...	...	...	...	...	...	...	...	...	...	...
5	4	5	5	1	2	1	...	...	1	2	1	...	...	2	...	1	2	2	4	...	1
8	8	9	7	4	3	...	...	2	3	...	...	...	...	1	3	5	2	8	21	...	...
8	8	8	12	2	3	...	...	1	2	2	2	...	...	...	...	1	3	11	13	1	...
...	...	...	...	...	...	...	...	...	...	...	...	...	...	...	...	...	...	...	...	...	...
3	3	2	1	2	3	...	...	5	13	...	...	...	...	1	...	11	2	12	9	...	...
...	2	...	...	...	1	...	...	...	...	...	...	...	...	1	...	1	1	1	3	...	...
7	5	6	5	3	5	...	...	2	...	...	3	...	...	2	1	9	4	20	11	1	...
...	...	...	...	...	...	...	...	...	...	...	...	...	...	...	...	...	...	...	...	...	...
...	1	...	1	...	...	1	...	...	1	...	...	...	...	...	2	2	1	3	...	...	...
...	7	5	7	...	4	...	...	...	...	...	...	...	...	1	...	1	4	10	7	2	...
...	1	...	1	...	2	...	...	...	...	...	1	...	...	...	1	...	...	3	...	...	...
...	...	...	...	...	...	...	...	...	...	...	...	...	...	...	...	...	...	...	...	...	...
1	...	...	3	6	2	...	...	...	...	...	3	...	...	1	...	2	2	5	2	...	...
...	...	...	...	2	2	...	...	...	...	1	...	...	...	...	...	2	2	6	10	...	1
3	3	1	...	1	...	...	...	...	...	...	...	...	...	...	...	2	3	3	6	...	...
...	...	...	...	...	...	...	...	...	...	...	...	...	...	...	...	...	...	...	...	...	...
2	1	3	3	3	1	...	...	...	1	1	...	...	...	...	...	1	1	3	12	...	1
13	5	10	4	2	3	1	3	1	2	...	...	...	...	1	1	8	4	14	10	...	...

*Poorhouse with Unrestricted Licence.*

1	1	1	1	...	...	...	...	...	...	...	...	...	...	1	1	...	1	...	...	1
---	---	---	---	-----	-----	-----	-----	-----	-----	-----	-----	-----	-----	---	---	-----	---	-----	-----	---

*with Restricted Licences.*

...	...	...	...	...	...	...	...	...	...	...	...	...	...	...	...	...	...	...	...	...	...
...	...	...	...	...	1	...	...	...	...	...	...	...	...	...	...	...	...	...	...	...	...
...	...	...	...	...	...	...	...	1	...	...	...	...	...	...	1	1	1	...	1	...	1
1	4	2	1	1	2	...	...	...	...	...	...	...	...	...	1	1	1	...	1	...	...
...	...	...	...	...	...	...	...	...	...	...	...	...	...	...	...	...	...	...	...	...	...
...	...	...	...	...	...	...	...	...	...	...	...	...	...	...	...	...	...	...	...	...	...
...	...	...	...	...	1	...	...	...	...	...	...	...	...	...	...	...	...	...	...	...	...
...	...	...	...	...	...	...	...	...	...	...	...	...	...	...	...	...	...	...	...	...	...
...	1	...	...	...	...	...	...	...	...	...	...	...	...	...	...	...	...	...	1	...	...
1	...	...	...	...	...	1	...	...	...	2	...	...	...	...	...	1	...	...	1	...	...
...	1	...	2	...	...	...	...	...	...	...	...	...	...	...	...	...	1	...	...	...	...
...	...	...	...	1	...	...	...	...	...	...	...	...	...	...	1	...	...	...	...	1	...
...	...	...	...	...	...	...	...	...	...	...	...	...	...	...	...	...	...	...	...	1	...
90	108	85	87	58	80	5	5	15	29	11	20	...	...	25	24	66	52	138	165	8	5
22	28	16	26	6	8	...	1	3	...	2	...	...	...	5	6	3	5	18	28	2	4
112	136	101	113	64	88	5	6	18	29	13	20	...	...	30	30	69	57	156	193	10	9



## APPENDIX—TABLE XIII.

Weekly Rates of Board in Royal and District Asylums, and the estimated Weekly Cost of Patients in Parochial Asylums and Poorhouses during the year ending 15th May 1936.

ROYAL OR CHARTERED ASYLUMS.	Rates for Pauper Patients.				Minimum Rates for Private Patients.*						
	From the District.		From beyond the District.		Special or District Rate.		General Rate.				
	s.	d.	s.	d.	s.	d.	s.	d.			
Aberdeen Royal Mental Hospital . . . . .	23	1	23	1	21	2	30	9			
Crichton Royal Institution . . . . .	19	3	27	8	27	8	27	8			
Dundee Royal Asylum . . . . .	...		...		20	0	45	0			
Royal Edinburgh Hospital for Mental Disorders . . . . .	22	3	22	3	22	3	22	3			
Glasgow Royal Mental Hospital . . . . .	25	0	...		25	0	25	0			
Montrose Royal Asylum . . . . .	19	3	20	5	17	8	21	6			
Murray's Royal Asylum, Perth . . . . .	...		...		30	9	46	2			
DISTRICT ASYLUMS.											
Aberdeen District . . . . .	17	0	19	3	...		...				
Argyll and Bute District . . . . .	17	6	24	0	19	0	24	0			
Ayr " . . . . .	15	4	19	3	17	4	19	3			
Banff " . . . . .	14	0	22	3	22	3	22	3			
Dundee " . . . . .	‡22	0	...		26	11	...				
East Lothian " . . . . .	16	6	18	5	18	5	19	3			
Edinburgh " . . . . .	19	10	27	4	27	4	...				
Fife " . . . . .	17	8	23	0	23	0	23	0			
Glasgow District (Gartloch) . . . . .	21	0	21	0	...		...				
Glasgow " (Woodilee) . . . . .	18	8	18	8	18	8	18	8			
Govan " . . . . .	18	8	35	0	...		25	5			
Inverness " . . . . .	20	0	21	6	20	0	20	0			
Kirklands Asylum, Bothwell . . . . .	19	10	23	11	...		...				
Lanark District . . . . .	15	2	21	0	18	1	21	0			
Midlothian " . . . . .	16	11	19	3	24	5	24	5			
Moray " . . . . .	17	4	22	6	20	7	20	7			
Paisley " . . . . .	19	4	22	9	21	7	22	9			
Perth " . . . . .	14	6	22	0	22	0	...				
Renfrew " . . . . .	21	0	25	8	...		...				
Roxburgh " . . . . .	18	6	19	7	24	6	21	7			
Stirling " . . . . .	16	4	25	0	...		21	2			
PAROCHIAL ASYLUM.				Estimated Weekly Cost of Patients belonging to Local Authority or Combination.		Rates charged for Boarders from other Areas.					
Greenock Parochial . . . . .				s.	d.	s.	d.				
				27	0	27	11				
LUNATIC WARDS OF POORHOUSES.		Estimated Weekly Cost of Patients belonging to Local Authority or Combination.		Rates charged for Boarders from other Areas.		LUNATIC WARDS OF POORHOUSES—Continued.		Estimated Weekly Cost of Patients belonging to Local Authority or Combination.		Rates charged for Boarders from other Areas.	
		s.	d.	s.	d.			s.	d.	s.	d.
Buchan . . . . .		7	11	7	11	Lewis . . . . .		19	11	17	6
Cunninghame . . . . .		15	0	21	0	Linlithgow . . . . .		11	10	16	11
Dumbarton . . . . .		11	6	...		Long Island . . . . .		14	0	13	0
Dundee, East . . . . .		14	7	14	7	Old Monkland . . . . .		15	4	16	2
Govan . . . . .		19	3	19	3	Paisley . . . . .		19	4	19	10
Inveresk . . . . .		13	5	13	5	Perth . . . . .		20	0	20	0
Kincardine . . . . .		14	7	14	7	Wigtown . . . . .		14	0	17	6

\* Most, if not all, of the Royal Asylums receive special cases at lower rates.

† The rates in this column for the Crichton Royal Institution and for District Asylums are for maintenance only.

‡ Includes approximately 4/9 for providing charges.

|| The rent is taken as the proportion allocated to the lunatic wards of the gross rental in the valuation roll for the year, divided by the number of inmates for which the wards are licensed.



## ATPENTIN



## APPENDIX.

The Expenditure on the Maintenance and Management of District Asylums, the Quantity of Tobacco supplied to each Patient and the Cost per Patient of the

ASYLUMS.	AVERAGE NUMBER OF INMATES.			AS							
				1.		2.		3.			
				Fresh Butcher Meat (including Poultry and Game).		Cured Butcher Meat.		Fresh Fish.			
	Patients.	Officers and Servants Boarded.	Total.	Quantity per Patient.	Cost per Patient.	Quantity per Patient.	Cost per Patient.	Quantity per Patient.	Cost per Patient.		
				lbs.	£ s. d.	lbs.	s. d.	lbs.	s.		
1. Aberdeen . . . . .	708	123	831	79	2 3 2	14	6 4	16	7 7		
2. Argyll . . . . .	576	74	650	69	1 19 0	15	13 7	8	2 2		
3. Ayr . . . . .	678	116	794	65	2 0 10	13	6 6	26	8 8		
4. Banff . . . . .	206	30	236	69	2 16 5	9	3 10	60	12 2		
5. Dundee . . . . .	608	89	697	71	2 9 11	13	5 4	27	12 2		
6. East Lothian . . . .	225	49	274	57	3 11 4	6	6 4	24	20 0		
7. Edinburgh . . . . .	1,036	197	1,233	61	2 2 0	6	8 2	18	10 0		
8. Fife . . . . .	899	160	1,059	73	2 14 4	11	4 8	23	6 8		
9. Glasgow (Gartloch) . .	887	163	1,050	90	2 5 10	9	7 2	19	8 8		
10. Glasgow (Woodilee) . .	1,219	228	1,447	82	2 2 5	12	6 11	37	10 0		
11. Govan . . . . .	880	159	1,039	51	2 6 11	5	9 5	23	7 7		
12. Inverness . . . . .	745	175	920	96	3 15 0	9	7 4	48	9 9		
13. Kirklands . . . . .	253	42	295	65	2 2 5	10	12 3	29	8 8		
14. Lanark . . . . .	1,477	195	1,672	82	2 3 8	9	7 7	5	3 8		
15. Midlothian . . . . .	391	58	449	64	2 0 11	16	8 3	19	5 5		
16. Morayshire . . . . .	177	35	212	79	2 18 9	2	4 2	27	10 0		
17. Paisley . . . . .	345	53	398	68	2 3 9	...	5 11	11	3 8		
18. Perth . . . . .	432	62	494	97	3 2 0	2	5 8	11	3 8		
19. Renfrew . . . . .	394	89	483	59	2 3 5	...	7 5	49	14 4		
20. Roxburgh . . . . .	405	62	467	84	2 11 5	12	17 1	29	6 8		
21. Stirling . . . . .	1,059	174	1,233	68	2 0 9	...	2 6	32	5 5		
Totals and Means . . . .	13,600	2,333	15,933	73	2 9 3	9	7 5	26	8 8		

\* In the cases marked thus, the article formed part of the Asylum dietary, but the quantity used was less than 1 unit per patient during the year. In calculating mean quantities such items have been taken as 0·5.



## TABLE XIV.

Asylums, the Quantities of the various articles of Dietary, and of various items of Maintenance during the Financial Year 1934-1935.

FOOD.											
4.	5.		6.		7.		8.		9.		
Cured Fish.	Milk.		Butter.		Margarine.		Suet and Lard.		Eggs.		
Cost per Patient.	Quantity per Patient.	Cost per Patient.	Quantity per Patient.	Cost per Patient.	Quantity per Patient.	Cost per Patient.	Quantity per Patient.	Cost per Patient.	Quantity per Patient.	Cost per Patient.	
s. d.	gals.	£ s. d.	lbs.	s. d.	lbs.	s. d.	lbs.	s. d.	lbs.	s. d.	
...	34	2 5 2	...	3 7	18	8 3	...	...	8	6 3	1
10 8	53	4 5 2	18	15 11	...	...	5	2 3	5	6 11	2
0 2	32	2 1 7	...	...	†23	12 1	...	...	10	10 7	3
3 3	37	2 2 3	*	5 6	10	4 8	4	1 5	3	4 2	4
8 0	32	2 4 11	*	3 3	19	7 8	...	...	16	13 1	5
1 9	51	4 4 0	4	9 1	14	10 2	2	0 9	10	13 6	6
2 2	43	3 7 8	*	2 11	23	13 5	5	1 6	6	10 2	7
7 0	54	4 9 3	...	...	†14	7 8	3	0 10	6	10 5	8
0 7	37	2 6 11	*	4 8	17	5 11	2	0 9	8	8 3	9
2 4	36	2 5 5	*	5 4	23	8 5	7	2 3	5	6 9	10
2 1	44	2 15 8	...	4 3	16	7 3	3	1 6	5	9 1	11
5 11	47	3 17 1	...	5 4	24	12 2	2	0 8	3	6 8	12
...	32	2 4 0	...	3 11	13	4 10	2	1 1	3	6 4	13
2 10	38	2 19 11	...	...	†23	12 6	5	2 3	1	2 9	14
1 3	38	3 0 1	...	...	†14	8 2	...	...	6	8 11	15
...	56	3 18 6	...	4 3	9	4 11	3	0 9	10	8 10	16
2 8	40	2 14 8	...	3 6	20	8 5	3	1 4	12	10 8	17
3 10	33	1 17 7	20	18 2	...	...	...	...	*	0 5	18
1 1	46	3 15 3	...	5 11	16	4 9	7	2 2	*	6 4	19
1 9	39	3 4 6	17	9 11	...	...	*	0 5	11	10 0	20
2 8	46	2 12 9	...	3 5	25	9 5	3	1 2	5	5 11	21
3 4	41	2 19 8	9	6 5	18	8 10	4	1 4	6	7 11	

This figure includes butter.



## APPENDIX—

The Expenditure on the Maintenance and Management of District  
Tobacco supplied to each Patient and the Cost per Patient of the

FOOD —													
	10. Cheese.		11. Bread and Flour.		12. Meal, Barley, Pease, Rice, etc.		13. Potatoes, Green Vegetables, Turnips, etc.		14. Sugar.		15. Preserves, Treacle, etc.		
	Quantity per Patient.	Cost per Patient.	Quantity per Patient.	Cost per Patient.	Quantity per Patient.	Cost per Patient.	Quantity per Patient.	Cost per Patient.	Quantity per Patient.	Cost per Patient.	Quantity per Patient.	Cost per Patient.	
	lbs.	s. d.	lbs.	£ s. d.	lbs.	s. d.	lbs.	s. d.	lbs.	s. d.	lbs.	s. d.	
1	3	2 5	323	2 1 8	98	11 0	330	11 0	25	5 5	6	1 10	
2	*	1 0	211	1 2 9	79	10 7	454	21 10	29	6 0	1	0 9	
3	3	1 7	305	2 14 5	61	8 1	422	32 0	25	5 1	4	1 0	
4	9	4 9	270	1 10 10	106	11 9	463	26 10	21	5 1	8	4 4	
5	*	0 10	264	1 7 5	101	12 6	406	24 8	27	5 9	3	1 7	
6	6	5 0	247	2 7 10	107	15 3	304	31 9	37	8 10	4	1 4	
7	7	4 1	307	1 18 6	68	10 10	375	20 2	36	7 6	6	2 0	
8	5	3 0	210	1 8 0	81	9 8	393	14 11	26	5 3	6	1 9	
9	2	2 0	271	1 9 11	71	9 6	379	14 2	21	4 10	7	3 7	
10	4	2 4	275	1 7 5	55	7 9	365	14 8	21	5 1	7	4 1	
11	3	2 4	239	1 6 9	51	9 9	282	15 6	21	5 11	6	3 0	
12	8	6 10	316	2 5 10	88	11 2	306	12 9	32	6 5	9	5 3	
13	*	1 9	211	1 12 9	71	9 9	423	33 9	22	5 4	18	6 1	
14	5	2 9	175	1 5 1	78	10 11	42	18 0	28	5 5	3	2 0	
15	7	4 10	349	2 11 2	84	11 10	482	27 6	19	4 10	6	2 7	
16	6	3 0	290	2 0 3	83	10 6	548	22 2	34	7 0	2	0 7	
17	13	8 7	329	2 11 8	82	11 7	351	14 11	33	6 11	11	3 3	
18	9	5 6	340	1 18 7	76	8 8	422	22 8	32	6 3	22	4 8	
19	2	2 9	410	2 6 0	80	13 4	262	16 11	37	8 5	5	2 0	
20	12	7 5	277	1 17 8	103	14 2	496	39 0	32	8 1	2	0 5	
21	2	6 9	218	1 4 5	75	8 8	350	20 3	43	8 9	11	1 6	
	5	3 9	278	1 16 7	81	10 10	374	21 8	29	6 4	7	2 7	

\* In the cases marked thus, the article formed part of the Asylum dietary, but the quantity used was less than 1 unit per patient during the year. In calculating mean quantities such items have been taken as 0.5.



TABLE XIV.—continued.

Asylums, the Quantities of the various articles of Dietary, and of various items of Maintenance during the Financial Year 1934-1935.

—continued.						B.	C.	D.	
16. Tea, Coffee, Cocoa.		17. Fresh and Dry Fruits.		18. Other Articles of Food.	19. TOTAL OF FOOD.	Wines, Spirits, and Malt Liquors.	Tobacco.	Clothing, Boots and Shoes.	
Patient.	Cost per Patient.	Quantity per Patient.	Cost per Patient.	Cost per Patient.	Cost per Patient.	Cost per Patient.	Quantity per Male Patient.	Cost per Male Patient.	Cost per Patient.
ps.	s. d.	lbs.	s. d.	£ s. d.	£ s. d.	s. d.	oz.	s. d.	£ s. d.
4	7 0	6	1 10	0 4 6	10 6 5	1 0	25	18 11	1 19 1
5	11 1	5	3 4	† 1 10 7	14 4 4	2 4	33	29 7	2 4 5
6	8 4	8	3 9	0 3 0	11 17 9	0 3	51	28 1	1 15 1
5	7 9	23	7 9	0 15 4	12 8 7	1 10	46	27 5	1 6 8
4	9 4	4	2 3	0 3 0	11 12 5	...	44	26 5	1 8 4
5	17 6	10	7 2	0 5 3	17 17 1	0 5	67	50 0	4 4 0
5	11 5	12	6 2	0 6 6	13 5 11	0 2	37	20 0	1 19 10
4	7 3	9	4 11	0 7 10	13 3 4	...	50	28 6	2 1 8
4	9 4	14	4 3	0 4 10	10 10 9	0 9	57	32 5	1 7 11
5	10 0	17	4 5	0 3 0	10 9 1	0 4	55	33 10	1 18 4
3	7 9	12	4 0	0 3 4	11 2 0	2 0	54	29 1	1 17 3
5	10 5	6	3 5	0 3 1	15 4 9	0 7	46	26 0	2 11 11
4	8 4	32	8 4	0 3 6	11 12 10	0 6	45	29 8	2 0 2
5	10 5	6	2 2	0 3 5	10 14 8	0 7	35	19 11	2 7 8
5	9 11	3	2 6	0 3 9	12 12 4	1 5	42	25 0	1 18 3
5	9 7	9	2 1	0 4 1	13 10 3	0 9	57	39 3	1 17 1
6	13 11	6	4 0	0 3 6	12 13 1	0 9	43	24 10	3 0 8
5	8 1	6	3 5	0 2 10	11 11 9	1 5	48	27 1	2 3 0
7	15 7	6	3 0	0 5 8	13 14 11	0 1	45	25 0	2 8 6
6	9 9	16	7 2	0 7 8	14 12 11	2 9	50	30 0	2 0 10
4	12 2	9	4 10	0 9 5	11 0 11	0 4	49	26 7	2 0 11
5	10 3	10	4 4	0 6 5	12 11 9	1 0	47	28 5	2 2 5

† Includes £1 6s. 10d. for baker's pies, etc.



## APPENDIX

The Expenditure on the Maintenance and Management of Districts  
Tobacco supplied to each Patient and the Cost per Patient of the

	E.		F.—ALL OTHER EXPENSES.						
	Salaries and Wages.		1. House- hold Re- quisites.	2. Laundry Re- quisites.	3. Medical and Surgical Appli- ances.	4. Fuel, Light and Water.	5. Fees, Taxes (borne by occupiers), Amuse- ments, etc.	6. Furniture and Fur- nishings (Replace- ments and Repairs).	7. Total of all other Expenses.
	Cost per Patient.		Cost per Patient.	Cost per Patient.	Cost per Patient.	Cost per Patient.	Cost per Patient.	Cost per Patient.	Cost per Patient.
	£ s. d.		s. d.	s. d.	s. d.	£ s. d.	£ s. d.	£ s. d.	£ s. d.
1	24 18 11		3 9	5 1	8 8	6 8 7	3 7 3	1 5 0	11 18 4
2	16 19 7		2 11	6 6	12 1	3 15 8	2 14 7	1 14 9	9 6 6
3	18 11 1		7 6	8 11	6 1	4 12 5	3 6 6	1 7 4	10 8 9
4	16 10 6		18 2	11 10	14 6	6 3 2	1 14 2	0 11 8	10 13 6
5	18 15 2		5 6	4 0	13 2	3 6 11	3 10 10	1 7 6	9 7 11
6	15 9 10		10 2	12 5	15 8	4 2 10	1 12 10	2 16 0	10 9 11
7	23 17 4		8 5	5 7	7 1	4 13 11	6 2 7	0 7 5	12 5 0
8	18 1 2		14 0	4 6	11 10	4 10 6	4 4 0	1 13 11	11 18 9
9	30 5 8		*25 11	...	16 4	5 5 11	4 3 10	1 0 11	12 12 11
10	26 13 0		*27 8	...	10 5	4 1 7	4 10 1	0 12 6	11 2 3
11	24 7 6		*37 5	...	11 4	4 15 1	3 17 4	0 15 11	11 17 1
12	20 7 11		† ...	† ...	14 6	5 2 2	5 5 7	3 7 9	14 10 0
13	30 9 10		12 9	12 1	14 0	4 8 3	6 1 7	1 8 9	13 17 5
14	24 19 10		5 3	3 5	11 6	3 3 4	2 8 9	1 17 5	8 9 8
15	15 17 11		6 7	3 4	10 3	3 11 2	3 17 5	1 7 7	9 16 4
16	15 18 5		6 5	3 1	10 8	4 3 10	2 17 5	2 7 0	10 8 5
17	21 5 4		0 10	13 5	12 5	3 3 10	3 14 3	1 7 7	9 12 4
18	15 1 2		6 6	7 7	7 2	3 17 7	2 7 9	1 16 10	9 3 5
19	27 16 2		9 1	8 8	13 0	7 0 1	3 14 7	1 16 8	7 2 1
20	22 6 10		9 11	9 8	13 4	4 7 7	1 19 1	1 11 5	9 11 0
21	23 19 0		8 0	8 7	7 3	3 9 1	2 19 0	0 17 9	8 9 8
	21 11 1		10 10	7 7	11 6	4 9 9	3 10 11	1 10 1	10 12 5

\* Includes Laundry Requisites, etc.

† Included under Furniture, Furnishings, etc.



TABLE XIV.—*continued.*

Asylums, the Quantities of the various articles of Dietary, and of various items of Maintenance during the Financial Year 1934-1935.

TOTAL MAINTENANCE EXPENSES.			NET MAINTENANCE EXPENSES.		
Cost per Patient.	GROSS TOTAL.	‡ Deduct Miscellaneous Receipts.	Cost per Pauper Patient (calculated on the average number of Pauper Patients Resident).	NET TOTAL.	
£ s. d.	£	£	£ s. d.	£	
49 13 10	35,182	—7,393	41 0 11	27,789	1
43 11 11	25,110	—4,086	40 0 11	21,024	2
43 8 0	29,406	—4,045	41 12 10	25,361	3
41 16 0	8,611	—1,600	35 8 2	7,011	4
41 16 10	25,454	—3,428	37 11 6	22,026	5
49 4 6	11,076	—1,155	47 0 5	9,921	6
51 17 8	53,751	—2,369	50 12 5	51,382	7
45 19 2	41,338	—5,417	42 14 9	35,921	8
55 15 10	49,486	—2,486	54 11 9	47,000	9
51 1 3	62,247	—3,113	50 3 1	59,134	10
50 1 11	44,085	—3,336	49 3 1	40,749	11
53 9 4	39,833	—2,803	52 1 8	37,030	12
58 17 6	14,895	—2,628	51 15 2	12,267	13
47 3 6	69,678	—14,660	40 2 0	55,018	14
40 18 9	16,030	—1,761	39 11 5	14,269	15
42 11 9	7,538	—1,739	36 14 1	5,799	16
47 6 8	16,352	—3,073	45 5 0	13,279	17
38 13 8	16,712	— 907	38 9 1	15,805	18
58 14 0	23,127	—1,848	55 17 0	21,279	19
49 7 5	19,976	—2,942	46 11 10	17,034	20
46 5 5	49,002	—5,530	43 19 1	43,472	21
\$ 47 19 9	658,889	—76,319	\$ 44 15 6	582,570	

† The figures in this column include the Profit or Loss on the Farm and Garden, but do not include sums recovered from relatives of Pauper Patients.

§ This figure, like those in the preceding columns, is the mean of the cost in each Asylum. The actual average cost per head for all Patients in these Asylums is £48, 8s. 11d. The actual cost for Pauper Patient is £46, 4s. 2d.



APPENDIX—TABLE XV.

Quantities and Estimated Values of Articles supplied to District Asylums from Asylum Farms and Gardens during the Financial Year 1934-1935, and the Prices at which the Produce supplied has been estimated.

QUANTITIES AND ESTIMATED VALUES OF SUPPLIES TO ASYLUMS FROM ASYLUM FARMS AND GARDENS.										PRICES AT WHICH PRODUCE SUPPLIED TO ASYLUMS HAS BEEN ESTIMATED.										FARMS AND GARDENS OF DISTRICT ASYLUMS.																	
Butcher Meat.		Poultry and Game.		Milk.		Butter.		Eggs.		Potatoes.		Green Vege- tables.		Fresh Fruits.		'Estimated Total Value'		Butcher Meat.		Poultry and Game.		Milk.		Butter.		Eggs.		Pota- toes.		Green Vege- tables.		Fresh Fruits.					
cwt.	£	lbs.	£	gals.	£	lbs.	£	lbs.	£	cwt.	£	cwt.	£	lbs.	£	£ s. d.	£ s. d.	£ s. d.	£ s. d.	£ s. d.	£ s. d.	£ s. d.	per gal.	per cwt.	£ s. d.	£ s. d.	£ s. d.	per cwt.	per cwt.	per cwt.	per cwt.	per cwt.					
1. Aberdeen .	...	327 16	29498	1599	...	1827 215	544 142	1730 28	231	...	...	...	...	...	...	...	...	...	...	...	...	...	...	...	...	...	...	...	...	...	...	...	1. Aberdeen.				
2. Argyll .	103 256	658 24	34752	2456	...	2769 141	1324 288	402 8	87	3426 2	9 94 5	0 0 1	5	...	5 13 8	4 40 8	6 2 3	9	...	...	...	...	...	...	...	...	...	...	...	...	...	2. Argyll.					
3. Ayr .	...	...	...	...	...	...	...	3726 82	...	737	...	...	...	...	...	...	...	...	...	...	...	...	...	...	...	...	...	...	...	...	...	...	3. Ayr.				
4. Banff .	4 15	695 17	9245	435 724 39	1056 43	777 122	491 154	5750 55	20	900 3	8 10 2 16	0 0 11 6	0	...	64 12 0	3 20 6	3 1 1	5	...	...	...	...	...	...	...	...	...	...	...	...	...	...	4. Banff.				
5. Dundee .	...	...	24058	1526	...	...	1940 328	984 498	2166 25	79	2456	...	...	...	...	...	...	...	...	...	...	...	...	...	...	...	...	...	...	...	...	...	...	5. Dundee.			
6. East Lothian	15 76	...	12092	945	...	5106 152	403 61	301 296	1762 32	20	1582 5	2 8	...	...	...	...	...	...	...	...	...	...	...	...	...	...	...	...	...	...	...	...	...	6. East Lothian			
7. Edinburgh.	212 785	2185 109	44522	2968	...	6262 264	2182 339	1118 583	4088 96	319	5463 3	14 15 12	1 0 1	4	...	4 14 6	0 3 10	10 5 2	12	7	...	...	...	...	...	...	...	...	...	...	...	...	...	7. Edinburgh.			
8. Fife .	782 2427	...	60085	4006	...	...	2949 401	710 226	830 14	...	7074 3	2 1	...	...	...	...	...	...	...	...	...	...	...	...	...	...	...	...	...	...	...	...	...	...	8. Fife.		
9. Glasgow (Gartloch)	...	...	39947	2081	...	...	1968 287	351 125	9032 54	100	2647	...	...	...	...	...	...	...	...	...	...	...	...	...	...	...	...	...	...	...	...	...	...	...	9. Glasgow (Gartloch).		
10. Glasgow (Woodlee)	78 401	...	52935	2757	...	...	2939 417	759 226	20311 197	709	4707 5	2 8	...	...	...	...	...	...	...	...	...	...	...	...	...	...	...	...	...	...	...	...	...	...	10. Glasgow (Woodlee).		
11. Govan.	...	3055 104	46501	2448	105 8	8070 332	1178 172	411 249	11071 78	258	3649	...	...	...	...	...	...	...	...	...	...	...	...	...	...	...	...	...	...	...	...	...	...	...	...	11. Govan.	
12. Inverness .	334 1183	274 13	42800	2853	...	1350 61	1744 253	820 211	4527 32	...	4606 3	10 9 5	5 50 1	4	...	5 1 5	0 2 11	0 5 2	0 15	9	...	...	...	...	...	...	...	...	...	...	...	...	...	...	12. Inverness.		
13. Kirklands .	16 91	92 4	...	...	...	1368 61	773 172	344 249	9488 79	199	855 5	12 04 16	7	...	...	...	...	...	...	...	...	...	...	...	...	...	...	...	...	...	...	...	...	...	...	13. Kirklands.	
14. Lanark .	1 5	238 9	53457	3529	639 48	1787 89	55 11	1294 695	7523 133	122	4641 3	19 44 0	0 0 1	4 8	...	8 05 12	80 4 0	0 10	9 1	19	6	...	...	...	...	...	...	...	...	...	...	...	...	...	14. Lanark.		
15. Midlothian.	2 5	403 16	17640	1176	...	1491 71	1113 207	875 328	2372 35	387	2225 2	16 04 10	11 0 1	4	...	5 6 6	0 3 9	0 7 6	1 13	3	15	...	...	...	...	...	...	...	...	...	...	...	...	...	15. Midlothian.		
16. Morayshire	...	773 41	11913	695	...	2933 78	713 143	327 54	1256 5	31	1047	...	...	...	...	...	...	...	...	...	...	...	...	...	...	...	...	...	...	...	...	...	...	...	...	16. Morayshire.	
17. Paisley .	54 146	...	15373	944	...	...	796 110	265 138	715 13	23	1374 2	14 0	...	...	...	...	...	...	...	...	...	...	...	...	...	...	...	...	...	...	...	...	...	...	...	17. Paisley.	
18. Perth .	...	182 4	15947	813	...	264 9	1113 145	748 351	3216 40	...	1362	...	...	...	...	...	...	...	...	...	...	...	...	...	...	...	...	...	...	...	...	...	...	...	...	18. Perth.	
19. Renfrew .	...	656 25	22125	1463	...	1585 63	896 138	411 171	239 7	140	2027	...	...	...	...	...	...	...	...	...	...	...	...	...	...	...	...	...	...	...	...	...	...	...	...	...	19. Renfrew.
20. Roxburgh .	...	250 12	...	...	...	5688 292	476 72	1065 617	6871 113	...	1016	...	...	...	...	...	...	...	...	...	...	...	...	...	...	...	...	...	...	...	...	...	...	...	...	...	20. Roxburgh.



## APPENDIX—TABLE XVI.

Acreage of Farms attached to District Asylums; Receipts and Expenses of such Farms and Gardens during the Financial Year 1934–1935, and Profit shown on the year's transactions.

FARMS AND GARDENS OF DISTRICT ASYLUMS.	ACREAGE OF FARM AND GARDEN.			RECEIPTS.														EXPENDITURE.											Profit + or Loss -																																																																																																																																																																																																																																																																																																																																																																																																																																																																																																																																																																																																																																																																																																																																																																																																																																																																																																																																																																																																																																																																																								
	Arable or in Per- manent Pasture.	Non-Arable.	Total.	1. Valuation of Stock at 15th May 1935.		2. Butcher Meat.		3. Poultry and Game.		4. Milk.		5. Butter and Cheese.		6. Eggs.		7. Potatoes.		8. Green Vegetables.		9. Fresh Fruits.		10. Grain, Meal.		11. Live Stock.		12. Wool, Hides, Skins.		13. Grazing, Cartage, Sundries, and accounts due to Farm.		14. Total.		1. Valuation of Stock at 15th May 1934.		2. Rents, Rates, and Rep. Duties.		3. Interest on unpaid out- lay from Providing Account of Stock and Implements.		4. Live Stock.		5. Implements and Harness.		6. Seeds and Plants.		7. Fodder, Grain, Roots, and Feeding Stuffs.		8. Manures.		9. Salaries & Wages.		10. Miscellaneous.		11. Total.																																																																																																																																																																																																																																																																																																																																																																																																																																																																																																																																																																																																																																																																																																																																																																																																																																																																																																																																																																																																																																																																	
				£	£	£	£	£	£	£	£	£	£	£	£	£	£	£	£	£	£	£	£	£	£	£	£	£		£	£	£	£	£	£	£	£	£	£	£	£	£	£	£	£	£	£	£	£	£	£	£	£	£	£	£	£	£	£	£	£	£	£	£	£	£	£	£	£	£	£	£	£	£	£	£	£	£	£	£	£	£	£	£	£	£	£	£	£	£	£	£	£	£	£	£	£	£	£	£	£	£	£	£	£	£	£	£	£	£	£	£	£	£	£	£	£	£	£	£	£	£	£	£	£	£	£	£	£	£	£	£	£	£	£	£	£	£	£	£	£	£	£	£	£	£	£	£	£	£	£	£	£	£	£	£	£	£	£	£	£	£	£	£	£	£	£	£	£	£	£	£	£	£	£	£	£	£	£	£	£	£	£	£	£	£	£	£	£	£	£	£	£	£	£	£	£	£	£	£	£	£	£	£	£	£	£	£	£	£	£	£	£	£	£	£	£	£	£	£	£	£	£	£	£	£	£	£	£	£	£	£	£	£	£	£	£	£	£	£	£	£	£	£	£	£	£	£	£	£	£	£	£	£	£	£	£	£	£	£	£	£	£	£	£	£	£	£	£	£	£	£	£	£	£	£	£	£	£	£	£	£	£	£	£	£	£	£	£	£	£	£	£	£	£	£	£	£	£	£	£	£	£	£	£	£	£	£	£	£	£	£	£	£	£	£	£	£	£	£	£	£	£	£	£	£	£	£	£	£	£	£	£	£	£	£	£	£	£	£	£	£	£	£	£	£	£	£	£	£	£	£	£	£	£	£	£	£	£	£	£	£	£	£	£	£	£	£	£	£	£	£	£	£	£	£	£	£	£	£	£	£	£	£	£	£	£	£	£	£	£	£	£	£	£	£	£	£	£	£	£	£	£	£	£	£	£	£	£	£	£	£	£	£	£	£	£	£	£	£	£	£	£	£	£	£	£	£	£	£	£	£	£	£	£	£	£	£	£	£	£	£	£	£	£	£	£	£	£	£	£	£	£	£	£	£	£	£	£	£	£	£	£	£	£	£	£	£	£	£	£	£	£	£	£	£	£	£	£	£	£	£	£	£	£	£	£	£	£	£	£	£	£	£	£	£	£	£	£	£	£	£	£	£	£	£	£	£	£	£	£	£	£	£	£	£	£	£	£	£	£	£	£	£	£	£	£	£	£	£	£	£	£	£	£	£	£	£	£	£	£	£	£	£	£	£	£	£	£	£	£	£	£	£	£	£	£	£	£	£	£	£	£	£	£	£	£	£	£	£	£	£	£	£	£	£	£	£	£	£	£	£	£	£	£	£	£	£	£	£	£	£	£	£	£	£	£	£	£	£	£	£	£	£	£	£	£	£	£	£	£	£	£	£	£	£	£	£	£	£	£	£	£	£	£	£	£	£	£	£	£	£	£	£	£	£	£	£	£	£	£	£	£	£	£	£	£	£	£	£	£	£	£	£	£	£	£	£	£	£	£	£	£	£	£	£	£	£	£	£	£	£	£	£	£	£	£	£	£	£	£	£	£	£	£	£	£	£	£	£	£	£	£	£	£	£	£	£	£	£	£	£	£	£	£	£	£	£	£	£	£	£	£	£	£	£	£	£	£	£	£	£	£	£	£	£	£	£	£	£	£	£	£	£	£	£	£	£	£	£	£	£	£	£	£	£	£	£	£	£	£	£	£	£	£	£	£	£	£	£	£	£	£	£	£	£	£	£	£	£	£	£	£	£	£	£	£	£	£	£	£	£	£	£	£	£	£	£	£	£	£	£	£	£	£	£	£	£	£	£	£	£	£	£	£	£	£	£	£	£	£	£	£	£	£	£	£	£	£	£	£	£	£	£	£	£	£	£	£	£	£	£	£	£	£	£	£	£	£	£	£	£	£	£	£	£	£	£	£	£	£	£	£	£	£	£	£	£	£	£	£	£	£	£	£	£	£	£	£	£	£	£	£	£	£	£	£	£	£	£	£	£	£	£	£	£	£	£	£	£	£	£	£	£	£	£	£	£	£	£	£	£	£	£	£	£	£	£	£	£	£	£	£	£	£	£	£	£	£	£	£	£	£	£	£	£	£	£	£	£	£	£	£	£	£	£	£	£	£	£	£	£	£	£	£	£	£	£	£	£	£	£	£	£	£	£	£	£	£	£	£	£	£	£	£	£	£	£	£	£	£	£	£	£	£	£	£	£	£	£	£	£	£	£	£	£	£	£	£	£	£	£	£	£	£	£	£	£	£	£	£	£	£	£	£	£	£	£	£	£	£	£	£	£	£	£	£	£	£	£	£	£	£	£	£	£	£	£	£	£	£	£	£	£	£	£	£	£	£	£	£	£	£	£	£	£	£	£	£	£	£	£	£	£	£	£	£	£	£	£	£	£	£	£	£	£	£	£	£	£	£	£	£	£	£	£	£

\* These figures include the estimated rent for farm (shown as a deduction in Table XVII) besides the rent paid for farm land held on lease.



APPENDIX.—TABLE XVII.

The Expenditure of District Asylum Authorities during the Financial Year 1934-1935 in Providing, Building, Repairing, and Fitting up and Furnishing District Asylums; and the amount of Monies Borrowed by District Asylum Authorities under the provisions of the Act 20 & 21 Vict., c. 71.

DISTRICT ASYLUMS.	EXPENDITURE.										DEDUCTIONS.										Amount of Monies Borrowed Remaining due at 15th May 1935.	20.	21. Amount of Assessment raised for, or applied to, Reduction of Debt.
	Land.		Improvements, Alterations, Additions.			Debt Charges	Bank Interest and Inter- est on Temporary Loans (Balance).	10. Expenses of General Management.	11. Gross Expenditure.	Transfers from Farm Account.			17. Other Deductions.	18. Total Deductions.	19. Net Expenditure.								
			4. Asylum Grounds and Buildings.	5. Farm Ground and Buildings.	9. Tradesmen's Wages.											7. Furniture and Furnishings.	8. Borrowed. Interest on Monies						
	1. Purchase of Land.	2. Rent of Land.	3. Rates, Taxes, Fen- duy, Stipends.	4.	5.	9.	7.	8.	6.	10.	11.	12. Bank and Other Interest (Balance).	13. Rents from Tenants of Houses, etc.	14. Rental for Lodging of Private Patients.	15. * Estimated Rent of Farm.	16. Interest on Un- repaid Outlay for Farm Stock.							
1. Aberdeen	...	733	837	...	1,337	...	1,354	...	902	5,163	...	401	155	222	...	101	879	4,284	35,961	2,570			
2. Argyll	...	827	1,251	111	1,419	...	482	...	212	4,302	...	117	238	145	...	1	501	3,801	9,460	588			
3. Ayr	...	925	1,129	...	...	67	812	...	50	2,983	...	...	224	100	...	...	324	2,659	10,575	1,800			
4. Banff	...	285	...	...	350	...	688	27	123	2,484	...	...	369	50	...	81	500	1,984	12,297	580			
5. Dundee	...	1,401	1,365	1,000	1,328	...	164	...	428	5,686	...	1,595	135	645	...	...	2,375	3,311	4,662	480			
6. East Lothian.	...	238	508	330	...	...	356	7	554	1,993	...	...	318	607	36	25	986	1,007	6,398	1,182			
7. Edinburgh	...	1,522	3,942	...	4,364	...	8,654	...	1,282	19,764	...	542	268	428	...	4	1,242	18,522	64,205	7,124			
8. Fife	...	999	4,290	428	2,615	...	2,347	653	627	11,959	...	571	615	674	...	10	1,870	10,089	48,017	4,217			
9. Glasgow (Gartloch)	...	1,247	2,716	1,150	7,120	17	...	...	568	12,818	...	1,237	135	277	...	200	1,849	10,969	...	...			
10. Glasgow (Woodlee)	...	2,096	4,028	3,203	7,926	83	75	...	548	17,959	...	3,245	200	417	...	122	3,984	13,975	...	...			
11. Govan	...	1,386	1,137	1,172	4,894	...	1,241	...	623	10,453	...	878	289	385	...	54	1,606	8,847	42,052	5,295			
12. Inverness	...	1,327	2,467	...	1,352	247	1,977	...	195	7,565	32	...	181	660	...	38	911	6,654	64,956	2,687			
13. Kirklands	...	452	359	...	877	...	...	...	427	2,121	40	226	...	...	...	...	266	1,855	...	...			
14. Lanark	...	2,006	9,142	125	2,145	...	...	...	714	14,132	...	2,851	339	520	...	335	4,045	10,087	...	...			
15. Midlothian	...	523	1,436	124	482	...	568	...	296	3,429	75	6	105	160	82	...	428	3,001	11,608	812			
16. Morayshire	...	165	608	30	...	...	392	40	278	1,513	...	10	140	286	...	8	444	1,069	7,457	606			
17. Paisley	...	327	883	47	...	...	467	...	263	2,278	16	81	456	270	...	10	833	1,445	10,000	1,000			
18. Perth	...	216	1,420	...	270	...	90	...	173	2,169	...	...	249	50	...	17	316	1,853	1,500	567			
19. Renfrew	...	929	747	58	986	...	1,639	...	701	5,065	27	477	...	175	...	108	787	4,278	25,000	6,945			
20. Roxburgh	...	1,152	3,555	...	845	141	1,112	...	365	2,970	...	...	233	...	...	110	343	2,627	1,886	1,632			
21. Stirling	...	1,265	3,458	...	2,454	...	1,759	...	274	9,210	28	390	166	132	91	756	1,563	7,647	37,183	2,650			
Totals	11	20,021	42,989	7,898	41,055	555	23,177	727	9,603	146,016	218	12,627	4,815	6,203	209	1,980	26,052	119,964	393,217	41,344			

\* Rents or Fen-duities of farm lands proper appear in Table XVI.

† Under this heading appears such expenditure as is required for the complete equipment of the Asylum and additions thereto, and for articles rendered necessary by increase of population.



## APPENDIX—MENTAL DEFICIENCY—TABLE No. 1.

Number of Defectives on the Register at 1st January of each year, and the numbers placed on and removed from the Register during each year.

YEARS.	1.		2.				3.		4.			
	Total Registered Mental Defectives at 1st January.		Distribution of Mental Defectives shown in Column 1.				Number admitted to Register during the Year.		Number removed from Register during the year.			
			In Institutions.		Under Guardianship in Private Dwellings.				On Discharge.		By Death.	
	M.	F.	M.	F.	M.	F.	M.	F.	M.	F.	M.	F.
1915 . . .	151	144	114	93	37	51	547	486	45	17	36	27
1916 . . .	617	586	480	412	137	174	227	213	98	78	31	26
1917 . . .	715	695	515	475	200	220	188	184	72	59	35	22
1918 . . .	796	798	568	523	228	275	225	154	102	73	64	54
1919 . . .	855	825	621	534	234	291	171	176	89	77	40	43
Average of 5 Years . . .	627	610	460	407	167	202	272	243	81	61	41	34
1920 . . .	897	881	647	576	250	305	226	202	131	100	45	27
1921 . . .	947	956	663	605	284	351	197	194	81	104	35	28
1922 . . .	1028	1018	695	620	333	398	208	261	112	175	30	30
1923 . . .	1094	1074	715	643	379	431	211	176	108	93	25	21
1924 . . .	1172	1136	752	682	420	454	187	214	104	92	40	21
Average of 5 Years . . .	1028	1013	694	625	333	388	206	209	107	113	35	25
1925 . . .	1215	1237	768	731	447	506	233	194	110	93	30	22
1926 . . .	1308	1316	823	786	485	530	201	154	94	64	29	28
1927 . . .	1386	1378	883	829	503	549	162	154	66	48	31	20
1928 . . .	1451	1464	924	904	527	560	162	118	97	67	27	17
1929 . . .	1489	1498	947	938	542	560	240	342	183	263	27	22
Average of 5 Years . . .	1370	1379	869	838	501	541	200	192	110	107	29	22
1930 . . .	1519	1555	974	991	545	564	284	207	125	89	26	26
1931 . . .	1652	1647	1083	1092	569	555	196	138	82	65	33	23
1932 . . .	1733	1697	1139	1118	594	579	293	239	77	56	31	36
1933 . . .	1918	1844	1269	1218	649	626	246	213	88	52	34	35
1934 . . .	2042	1970	1357	1314	685	656	291	184	81	75	32	24
Average of 5 Years . . .	1773	1743	1164	1147	608	596	262	196	91	67	31	29
1935 . . .	2220	2055	1504	1372	716	683	238	126	84	57	45	39
1936 . . .	2329	2085	1591	1383	738	702	...	...	...	...	...	...



## APPENDIX—MENTAL DEFICIENCY—TABLE No. II.

The Number on the Register of Rate-Aided Mental Defectives of each sex chargeable to each County and Large Burgh in Scotland on 1st January 1936 and the manner of their distribution, also the number per 100,000 of the population.

1.  COUNTIES.	2.  Population in 1931.	3.  Number of Registered Rate-Aided Mental Defectives at 1st January 1936.	4.  Distribution of the Numbers of Rate-Aided Mental Defectives shown in Column 3.						5.  Number of Registered Rate-Aided Mental Defectives per 100,000 of the Population.		
			In Certified Institutions.			Under Guardianship in Private Dwellings.					
			M.	F.	T.	M.	F.	T.			
1. Aberdeen	145,601	80	69	149	46	25	71	34	44	78	102.3
2. Angus	76,970	19	23	42	13	14	27	6	9	15	54.6
3. Argyll	63,050	11	12	23	8	2	10	3	10	13	36.5
4. Ayr	210,334	68	72	140	30	42	72	38	30	68	66.6
5. Banff	54,907	18	33	51	7	11	18	11	22	33	92.9
6. Berwick	26,612	7	8	15	2	3	5	5	5	10	56.4
7. Bute	18,823	2	3	5	1	1	2	1	2	3	26.6
8. Caithness	25,656	13	5	18	1	...	1	12	5	17	70.2
9. Clackmannan	31,948	7	12	19	6	10	16	1	2	3	59.5
10. Dumfries	58,252	11	12	23	8	9	17	3	3	6	39.5
11. Dunbarton	79,246	20	15	35	13	14	27	7	1	8	44.2
12. East Lothian	47,338	13	10	23	9	6	15	4	4	8	48.6
13. Fife	197,436	87	61	148	59	38	97	28	23	51	75.0
14. Inverness	59,525	37	26	63	6	9	15	31	17	48	105.8
15. Kincardine	27,442	7	12	19	6	7	13	1	5	6	69.2
16. Kirkcudbright	30,341	11	11	22	7	8	15	4	3	7	72.5
17. Lanark	300,847	103	88	191	85	58	143	18	30	48	63.5
18. Midlothian	87,286	23	29	52	16	16	32	7	13	20	59.6
19. Moray and Nairn	49,100	20	24	44	5	17	22	15	7	22	89.6
20. Orkney	22,077	3	4	7	...	2	2	3	2	5	31.7
21. Peebles	15,051	3	3	6	3	2	5	...	1	1	39.9
22. Perth and Kinross	93,440	24	25	49	21	18	39	3	7	10	52.4
23. Renfrew	103,611	25	17	42	19	15	34	6	2	8	40.5
24. Ross	62,799	23	16	39	4	...	4	19	16	35	62.1
25. Roxburgh	45,788	12	13	25	6	5	11	6	8	14	54.6
26. Selkirk	22,608	5	11	16	2	6	8	3	5	8	70.8
27. Stirling	107,288	23	21	44	20	13	33	3	8	11	41.0
28. Sutherland	16,101	10	9	19	...	2	2	10	7	17	118.0
29. West Lothian	81,431	37	29	66	25	25	50	12	4	16	81.1
30. Wigtown	29,331	19	12	31	2	1	3	17	11	28	105.7
31. Zetland	21,421	3	1	4	...	...	...	3	1	4	18.7
TOTALS IN COUNTIES	2,211,660	744	662	1,406	...	...	...	...	...	...	...



APPENDIX—MENTAL DEFICIENCY—TABLE NO. II.—*continued*.

The Number on the Register of Rate-Aided Mental Defectives of each sex chargeable to each County and Large Burgh in Scotland on 1st January 1936, and the manner of their distribution, also the number per 100,000 of the population.

1.  LARGE BURGHS.	2.  Population in 1931.	3.  Number of Registered Rate-Aided Mental Defectives at 1st January 1936.			4.  Distribution of the Numbers of Rate-Aided Mental Defectives shown in Column 3.						5.  Number of Registered Rate-Aided Mental Defectives per 100,000 of the Population.
					In Certified Institutions.			Under Guardianship in Private Dwellings.			
		M.	F.	T.	M.	F.	T.	M.	F.	T.	
1. Aberdeen	167,258	38	25	63	27	11	38	11	14	25	37.7
2. Airdrie .	25,954	6	2	8	4	1	5	2	1	3	30.8
3. Arbroath .	17,635	3	7	10	2	3	5	1	4	5	56.7
4. Ayr .	36,783	6	7	13	4	4	8	2	3	5	35.3
5. Clydebank	46,952	16	9	25	9	7	16	7	2	9	53.2
6. Coatbridge	43,056	17	26	43	13	18	31	4	8	12	99.9
7. Dumbarton	21,546	2	2	4	2	2	4	...	...	...	18.6
8. Dumfries .	22,795	3	...	3	3	...	3	...	...	...	13.2
9. Dundee .	175,585	18	31	49	18	29	47	...	2	2	27.9
10. Dunfermline	35,058	16	18	34	7	7	14	9	11	20	97.0
11. Edinburgh	439,010	299	237	536	265	182	447	34	55	89	122.1
12. Falkirk .	36,566	9	9	18	9	9	18	...	...	...	49.2
13. Glasgow	1,088,461	899	856	1,755	588	582	1,170	311	274	585	161.2
14. Greenock	78,949	24	17	41	20	17	37	4	...	4	51.9
15. Hamilton	37,862	8	8	16	8	8	16	...	2	...	42.3
16. Inverness	22,583	4	5	9	1	3	4	3	...	5	39.9
17. Kilmarnock	38,100	5	4	9	4	4	8	1	...	1	23.6
18. Kirkcaldy	43,874	21	10	31	16	6	22	5	4	9	70.7
19. Motherwell and Wishaw	64,710	20	24	44	18	20	38	2	4	6	68.0
20. Paisley .	86,445	42	33	75	29	28	57	13	5	18	86.8
21. Perth .	34,807	15	8	23	12	6	18	3	2	5	66.1
22. Port-Glasgow	19,581	1	2	3	1	1	2	...	1	1	15.3
23. Rutherglen	25,157	12	4	16	7	1	8	5	3	8	63.6
24. Stirling .	22,593	6	6	12	2	6	8	4	...	4	53.1
Totals in Large Burghs.	2,631,320	1,490	1,350	2,840	1,069	955	2,024	421	395	816	107.9
Totals in Counties (Brought forward)	2,211,660	744	686	1,430	430	379	809	314	307	621	64.7
GENERAL TOTALS	4,842,980	2,234	2,036	4,270	1,499	1,334	2,833	735	702	1,437	88.2



## APPENDIX—MENTAL DEFICIENCY—TABLE NO. III.

The Number of Private and Rate-Aided Defectives of each sex in each of the Certified Institutions on 1st January 1936,  
and the changes which have taken place during the year 1935, also the rate of board in each Institution.


Name of Institution.	Address.	Name of Superintendent.	Weekly Rate of Board for Maintenance of Rate-Aided Mental Defectives.	Number of Defectives Resident at 1st January 1936.				Admissions during 1935.				Discharges during 1935.				Deaths during 1935.			
				Private.		Aided.		Private.		Aided.		Private.		Aided.		Private.		Aided.	
				M.	F.	M.	F.	M.	F.	M.	F.	M.	F.	M.	F.	M.	F.	M.	F.
Baldovan . . . . .	Near Dundee . . . . .	Dr. Forbes . . . . .	s. d. 19 3	7	3	195	142	2	17	9	28	3	13	17	4	1	4	2	6
Birkwood . . . . .	Lesnabagow . . . . .	Mrs. Davidson . . . . .	17 6	1	1	120	73	...	15	5	20	...	4	...	...	...	5	3	8
Bridge of Weir . . . . .	Bridge of Weir . . . . .	Dr. Pell . . . . .	25 0	...	...	4	1	...	...	...	...	...	...	...	...	...	...	...	...
Broadfield . . . . .	Port Glasgow . . . . .	Miss Margaret D. Morrison . . . . .	16 64	...	...	36	60	...	4	1	5	...	3	...	...	...	...	...	1
Caldwell House . . . . .	Uplawmoor . . . . .	Miss Jessie Masterton . . . . .	18 8	...	...	49	95	...	...	1	1	...	...	...	...	...	...	...	...
Dunlop House . . . . .	Dunlop, Ayrshire . . . . .	Miss Jessie Nicol . . . . .	25 0	...	...	27	34	...	2	6	8	...	1	...	...	...	...	...	...
Falkirk Poorhouse . . . . .	Falkirk . . . . .	Dr. Chislett . . . . .	21 0	...	...	...	77	...	...	1	1	...	...	...	...	...	...	...	...
Gogarburn . . . . .	Corstorphine, Edinburgh . . . . .	Dr. Bailey . . . . .	17 6	...	...	246	160	...	57	5	62	...	8	...	...	...	4	1	5
Larbert . . . . .	Larbert . . . . .	Dr. Spence . . . . .	19 0	68	41	363	224	5	47	4	60	...	3	10	2	...	6	4	11
Lennox Castle . . . . .	Lennoxtown . . . . .	Dr. Chislett . . . . .	23 4	...	...	...	129	...	...	17	17	...	...	...	10	...	...	1	1
St. Charles' . . . . .	Carstairs . . . . .	Sister Louise Kilduff . . . . .	20 10	...	...	66	77	...	2	1	3	...	...	...	7	...	...	...	...
St. Joseph's . . . . .	Rosewell, Midlothian . . . . .	Sister Joseph Moore . . . . .	20 10	...	1	105	104	...	19	12	31	...	...	...	9	...	...	8	11
Stoneyetts . . . . .	Chryston, Glasgow . . . . .	Dr. Chislett . . . . .	23 4	1	...	288	58	...	9	6	15	...	...	...	2	...	...	11	5
Waverley Park . . . . .	Kirkintilloch . . . . .	Mr. W. J. Hill, Secy. . . . .	15 6	...	2	...	100	...	1	5	6	...	...	...	...	...	...	...	2
				77	48	1499	1334	7	5	172	73	257	3	57	37	97	1	35	26
																			62





TWENTY-THIRD  
ANNUAL REPORT OF THE  
GENERAL BOARD OF CONTROL  
FOR SCOTLAND

For the Year  
1936



*Presented by the Secretary of State for Scotland  
to Parliament by Command of His Majesty*

EDINBURGH

PUBLISHED BY HIS MAJESTY'S STATIONERY OFFICE

To be purchased directly from H.M. STATIONERY OFFICE at the following addresses:  
120 George Street, Edinburgh 2; Adastral House, Kingsway, London, W.C.2;  
26 York Street, Manchester 1; 1 St. Andrew's Crescent, Cardiff;  
80 Chichester Street, Belfast;  
or through any bookseller

1937

Price 1s. 3d net

md. 5408



HYPOGLYCÆMIC SHOCK  
TREATMENT in  
SCHIZOPHRENIA

A Study by  
ISABEL G. H. WILSON, M.D., D.P.M.

*1s. 3d. net, post free 1s. 5d.*

---

GENERAL PARALYSIS  
and its TREATMENT  
by INDUCED MALARIA

Report by  
Surgeon Rear-Admiral E. T. MEAGHER,  
R.N. (Retired)

Preface by  
Sir HUBERT BOND, K.B.E., F.R.C.P.

*2s. net, post free 2s. 2d.*

---

HIS MAJESTY'S STATIONERY OFFICE

EDINBURGH 2: 120 George Street  
LONDON, W.C.2: Adastral House, Kingsway      CARDIFF: 1 St. Andrew's Crescent  
MANCHESTER 1: 26 York Street      BELFAST: 80 Chichester Street

Or through any bookseller





TWENTY-THIRD  
ANNUAL REPORT OF THE  
GENERAL BOARD OF CONTROL  
FOR SCOTLAND

For the Year  
1936

*Presented by the Secretary of State for Scotland  
to Parliament by Command of His Majesty*

EDINBURGH

PUBLISHED BY HIS MAJESTY'S STATIONERY OFFICE

To be purchased directly from H.M. STATIONERY OFFICE at the following addresses:

120 George Street, Edinburgh 2; Adastral House, Kingsway, London, W.C.2;

26 York Street, Manchester 1; 1 St. Andrew's Crescent, Cardiff;

80 Chichester Street, Belfast;

or through any bookseller

1937

Price 1s. 3d. Net



# CONTENTS OF THE REPORT.

---

	PAGE
DEPARTMENTAL CHANGES—	
Resignation of Sir H. Arthur Rose and appointment as Chairman of Sheriff George Morton, K.C. . . . .	vii
Appointments of Lord George Nigel Douglas-Hamilton and Mr. Hugh Rose, and of Dr. J. M'Lauchlan Johnston . . . . .	vii
I. NUMBER AND DISTRIBUTION OF THE INSANE AT 1st JANUARY 1937 . . . . .	viii
Changes from Pauper to Private Class, and <i>vice versa</i> . . . . .	viii
II. STATISTICS OF ESTABLISHMENTS FOR LUNATICS . . . . .	viii
Admissions to Establishments . . . . .	viii
(1) <i>Direct under Sheriff's Order, Sanction of the Board, or other Statutory Authority</i> . . . . .	viii
(2) <i>By Transfer</i> . . . . .	x
(3) <i>Voluntary</i> . . . . .	x
Discharges from Establishments . . . . .	x
(1) <i>Recovered</i> . . . . .	x
(2) <i>Unrecovered</i> . . . . .	x
Deaths in Establishments . . . . .	x
Removals from Establishments on Statutory Probation . . . . .	xi
Orders granted by Sheriffs during the Year . . . . .	xi
Licences granted by the Board for Establishments . . . . .	xi
Changes among Attendants and Servants in Establishments . . . . .	xi
Escapes from Establishments . . . . .	xi
Accidents in Establishments . . . . .	xii
III. POSITION OF LUNACY DISTRICTS AND PRESENT CONDITION OF ESTABLISHMENTS FOR THE INSANE . . . . .	xiv
IV. SHORTAGE OF ASYLUM ACCOMMODATION AND NEED FOR EARLY TREATMENT . . . . .	xxiii
V. MEDICAL STAFFING OF MENTAL HOSPITALS. . . . .	xxvi
VI. PATIENTS IN PRIVATE DWELLINGS . . . . .	xxix
Number of Private and Pauper Lunatics . . . . .	xxix
VII. EXPENDITURE BY LOCAL AUTHORITIES ON PAUPER LUNATICS . . . . .	xxxv
VIII. DANGEROUS LUNATICS . . . . .	xxxvi
IX. REMOVALS TO OTHER COUNTRIES . . . . .	xxxvi



X. LUNATICS UNDER JUDICIAL FACTORS . . . . .	PAGE xxxvi
XI. NUMBER AND DISTRIBUTION OF MENTAL DEFECTIVES AT 1st JANUARY 1937 . . . . .	xxxvii
XII. STATISTICS OF INSTITUTIONS FOR MENTAL DEFECTIVES	xxxviii
XIII. PROVISION OF INSTITUTIONAL ACCOMMODATION FOR RATE-AIDED MENTAL DEFECTIVES . . . . .	xxxix
XIV. DEFECTIVES UNDER GUARDIANSHIP . . . . .	xli
XV. EXPENDITURE ON AIDED MENTAL DEFECTIVES . . . . .	xli



## APPENDIX.

	PAGE
Table showing (a) the Population and the proportion of Registered Lunatics. (b) The Numbers of Private, Pauper, and Criminal Lunatics, distinguishing between the sexes, and the different modes of disposal of Private and Pauper Lunatics . . . . .	1
Table showing (a) Number of Lunatics on Register at 1st January of each year. The numbers placed on and removed from the Register during each year. The excess or decrease of registered Lunatics. (b) The numbers of Lunatics registered each year, who had never previously been registered. (c) Average number of Lunatics on Register during each year, and the percentage of deaths among them . . . . .	2
Table showing the Numbers of Private and Pauper Lunatics resident in Royal, District, Private, and Parochial Asylums, and in Lunatic Wards of Poorhouses, on 31st December of each year from 1925 to 1936; the Numbers thereinto Admitted; the Numbers therefrom Discharged Recovered and Not Recovered; the Numbers Transferred from one Establishment to another; and the Numbers that Died therein in each of the said years . . . . .	3
Table showing the Results of Treatment in different classes of Establishments for each year from 1925 to 1936. (a) Royal and District Asylums; (b) Private Asylums; (c) Parochial Asylum (Lunatic Wards of Poorhouse with Unrestricted Licence); (d) Lunatic Wards of Poorhouses with Restricted Licences; (e) The Statistics of Pauper Lunatics in Private Dwellings for twelve years, 1925-1936 . . . . .	4
Table showing the Numbers of Private and Pauper Lunatics and the Numbers of Private and Rate-Aided Voluntary Boarders of each Sex, in each Royal and District Asylum, Private Asylum, Parochial Asylum, and Licensed Poorhouse in Scotland, on 1st January 1937, and the accommodation in these Establishments . . . . .	9
Table showing the Numbers of Pauper Lunatics chargeable to each Lunacy District, who were resident in Establishments or in Private Dwellings respectively, on 1st January of each year from 1926-1937 . . . . .	11
Table showing the Numbers of Pauper Lunatics of each Sex chargeable to each County and large Burgh in Scotland on 1st January 1937, and the manner of their disposal . . . . .	16
Table showing the Manner in which the Pauper Lunatics chargeable to each County and large Burgh, placed on the Register of the Board during 1936, were disposed of, and the Changes that have taken place during the year in the Disposal of those on the Register on 1st January of that year . . . . .	18
Table showing the Numbers of Orders granted by the Sheriffs for Admission of Lunatics into any Public, Private, District, or Parochial Asylum or House, stating the Asylum or House to which such Order was sent, during the year ended 31st December 1936 . . . . .	20
Table showing Average Number of Patients Resident, and the Results of Treatment in each Asylum or other Establishment, for the year 1936. (a) Royal and District Asylums; (b) Private Asylums; (c) Parochial Asylum (Lunatic Wards of Poorhouse with Unrestricted Licence); (d) Lunatic Wards of Poorhouses with Restricted Licences . . . . .	22
Table showing the Number of Licences granted by the Board for the Continuance, Establishment, or Renewal of Private Asylums, Lunatic Wards of Poorhouses, and Institutions for Mental Defectives, and the Transfer of any such Licence from any one Establishment to another, during the year ended 31st December 1936 . . . . .	25



Tables showing (i) Classification of all recorded Causes of Death of Private Patients who Died in Asylums and other Establishments in the year 1936, and (ii) Classification of all recorded Causes of Death of Pauper Patients who died in Asylums and other Establishments in the year 1936 . . . . .	26
Table showing the Weekly Rates of Board in Royal and District Asylums, and the estimated Weekly Cost of Patients in Parochial Asylums and Poorhouses during the year ending 15th May 1937 . . . . .	30
Table showing the Expenditure on the Maintenance and Management of District Asylums, the Quantities of the various articles of Dietary, and of Tobacco supplied to each Patient, and the Cost per Patient of the various items of maintenance during the Financial year 1935-36 . . . . .	32
Table showing the Quantities and Estimated Values of Articles supplied to District Asylums from Asylum Farms and Gardens during the Financial year 1935-36, and Prices at which the Produce supplied has been estimated . . . . .	38
Table showing the Acreage of Farms attached to District Asylums; Receipts and Expenses of such Farms and of Gardens during the Financial year 1935-36, and Profit or Loss shown on the year's transactions . . . . .	39
Table showing the Expenditure of District Asylum Authorities during the Financial year 1935-36 in Providing, Building, Repairing, Fitting-up, and Furnishing District Asylums; and the amount of Monies Borrowed by District Asylum Authorities under the provisions of the Act 20 and 21 Vict. c. 71 . . . . .	40
Table showing the Number of Defectives on the Register at 1st January of each year, and the numbers placed on and removed from the Register during each year . . . . .	41
Table showing the Number on the Register of Rate-Aided Mental Defectives of each Sex chargeable to each County and large Burgh in Scotland on 1st January 1937, and the manner of their distribution; also the numbers per 100,000 of the population . . . . .	42
Table showing the Number of Private and Rate-Aided Defectives of each Sex in each of the Certified Institutions on 1st January 1937, and the changes which have taken place during the year 1936; also the rate of board in each Institution . . . . .	44
Circular issued to Medical Superintendents of Asylums regarding the treatment of patients by induced malaria . . . . .	45



# I.—NUMBER AND DISTRIBUTION OF THE INSANE AT 1ST JANUARY 1937.

On 1st January of the present year, exclusive of insane persons maintained at home by their natural guardians, there were in Scotland 19,631 insane persons of whom we had official cognizance, including the inmates of Training Schools for Imbecile Children who have not been certified under the Mental Deficiency Act and of the Criminal Lunatic Department of Perth Prison. Of these 2719 were maintained from private sources, 16,821 from the rates, and 91 at the expense of the State. As the total number at 1st January 1936 was 19,734, a decrease of 103 has taken place during the past year.

The table opposite shows the number and distribution of the insane of each sex in the different classes of establishments and in private dwellings at 1st January 1937, distinguishing between private and pauper patients.

The general results during 1936, as compared with 1935, are, in regard to *registered* \* lunatics, as follows :—(1) There was a total decrease of 105, due to a decrease of private patients by 37, and a decrease of pauper patients by 68. (2) The total decrease of 105 resulted from a decrease of the number in establishments by 49, and a decrease of the number in private dwellings by 56. (3) The decreased number of 49 in establishments arose from a decrease of 35 private patients and a decrease of 14 pauper patients. (4) The decreased number of 56 in private dwellings arose from a decrease of 2 private patients and a decrease of 54 pauper patients.

## CHANGES FROM THE PAUPER TO THE PRIVATE CLASS, AND *vice versa*.

It must be kept in view, in connection with the statistical tables giving the number of lunatics classified into private and pauper patients, that each patient does not necessarily continue till his discharge in the class to which he belonged on being placed on the Board's register. The results shown depend partly on the number of persons who, while continuing on the Board's register, cease to be private patients and become paupers, and *vice versa*.

# II.—STATISTICS OF ESTABLISHMENTS FOR LUNATICS.

(See Tables on Pages 1 to 24 of Appendix to Report.)

## ADMISSIONS TO ESTABLISHMENTS.

- (1) *Admissions directly under a Sheriff's Order,† the sanction of the Board, or other Statutory Authority.*

In arriving at the number of persons admitted to establishments who thereby add to the gross number of asylum patients, the number of admissions which refer to a mere transfer from one establishment to another must be deducted.

\* The Inmates of Training Schools for Imbeciles and of the Criminal Lunatic Department of Perth Prison are recorded in separate books, and, not being on the Board's General Register of Lunatics, are not included in this statement.

† NOTE.—Persons admitted to an asylum can be detained only by Order of the Sheriff or of the Secretary of State.



(a) The total number of patients admitted to establishments (excluding transfers) during 1936 was 2564, which is 130 less than in the previous year and 304 less than the average for the quinquennium 1930-34.

MODE OF DISTRIBUTION.	Male.	Female.	Total.	PRIVATE.			PAUPER.		
				M.	F.	T.	M.	F.	T.
In Royal Asylums . . . . .	1,626	1878	3,504	809	1010	1819	817	868	1,685
„ District Asylums . . . . .	7,121	6337	13,458	548	219	767	6573	6118	12,691
„ Private Asylums . . . . .	10	27	37	10	27	37	...	...	...
„ Parochial Asylum, i.e. Lunatic Wards of Poorhouse with unrestricted Licence† . . . . .	150	114	264	7	...	7	143	114	257
„ Lunatic Wards of Poorhouses with restricted Licences . . . . .	500	541	1,041	1	...	1	499	541	1,040
„ Private Dwellings . . . . .	550	651	1,201	17	43	60	533	608	1,141
„ Criminal Lunatic Department of Perth Prison . . . . .	9,957	9548	19,505	1392	1299	2691	8565	8249	16,814
„ Training Schools . . . . .	84	7	91	...	...	...	...	...	...
„ . . . . .	19	16	*35	15	13	28	4	3	7
TOTALS . . . . .	10,060	9571	19,631	1407	1312	2719	8569	8252	16,821

† Greenock Parochial Asylum is now the only Asylum of this class.  
 \* In addition to these there were 1074 inmates certified under the Mental Deficiency Act.

(b) The number of private patients admitted last year was 492, which is 67 more than in the preceding year and 65 more than the average for the quinquennium 1930-34. The pauper patients admitted to establishments numbered 2072, which is 197 less than in the preceding year, and 369 less than the average for the quinquennium 1930-34.

The number of patients who had never previously been registered, and who were admitted for the first time to establishments for the insane in



Scotland during 1936 was 2039—403 private patients and 1636 pauper patients.

The number of private patients admitted for the first time is 35 more than in the preceding year. The number of pauper patients who had never previously been registered is 108 less than in 1935.

(2) *Admissions by Transfer.*

The number of patients transferred from one establishment to another during 1936 was 188, which is 41 less than the previous year and 85 less than the average for the five years 1930—34.

(3) *Admission of Voluntary Patients.*

Voluntary patients are persons who, with the sanction of the Board, granted on a simple application signed by the patient, voluntarily enter asylums for treatment of mental disorder. They cannot be detained for more than three days after giving notice of their intention or desire to leave. They are not certified as insane and are not registered as lunatics, but a record is made of their names and other particulars regarding them. The whole number of such persons admitted into asylums in 1936 was 900. The average number admitted for the ten years 1927—36 was 799. The number resident in each asylum on 1st January 1937 is shown in Table V. of the Appendix. The total number resident was 1327.

DISCHARGES FROM ESTABLISHMENTS.

(1) *Discharges of the Recovered.*

During 1936, 148 private patients were discharged recovered, which is 7 more than the number in the preceding year and 9 less than the average of the five years 1930—34. The number of pauper patients discharged recovered was 842, which is 9 more than in the preceding year, and 26 less than the average for the five years 1930—34.

(2) *Discharges of the Unrecovered.*

The number of private patients discharged unrecovered, excluding transfers, during 1936, was 99, which is 29 less than last year and 9 less than the average of the five years 1930—34. The number of pauper patients discharged unrecovered was 142, which is 14 less than the number so discharged in the preceding year, and is 74 less than the average for the five years 1930—34.

DEATHS IN ESTABLISHMENTS.

The number of private patients who died in establishments during 1936 was 266, which is 40 more than last year and 59 more than the average of the five years 1930—34. The number of pauper patients who died was 1116, which is 8 more than last year and 28 less than the average of the five years 1930—34.



The death-rate for private and pauper patients in establishments per cent. of the average number resident for the year 1936 was 7·5, as compared with 7·3 in the previous year.

The causes of death are shown in Table XII. of the Appendix.

#### REMOVALS FROM ESTABLISHMENTS ON STATUTORY PROBATION.

At 1st January 1936, 80 patients were absent from asylums on probation, with the sanction of the Board. Of these, 47 have been finally discharged as recovered, 17 were sent back, and 16 remained, on the expiry of the probationary period, under the care of friends. In the course of 1936, 147 patients were discharged on probation. Of these, 16 have been finally discharged as recovered, 5 whose period of probation has expired remain under the care of friends, 43 have been returned to asylums, and 3 died. The number still on probation at the close of the year was 80.

#### SHERIFFS' ORDERS.

The table on pages 20 and 21 of the Appendix gives the statutory return exhibiting the number of orders granted by Sheriffs for the admission of lunatics into any Public, Private, District or Parochial Asylum, or House, stating the Asylum or House to which such order referred, during the year ended 31st December 1936. The number of orders granted during the year was 2463.

#### LICENCES GRANTED BY THE BOARD FOR ESTABLISHMENTS.

The number of licences granted by us for the continuance or establishment of private asylums, lunatic wards of poorhouses, and certified institutions for mental defectives, and the transfer of any licence from one establishment to another, during the year ended 31st December 1936, are shown in Table XI. of the Appendix.

#### CHANGES AMONG ATTENDANTS AND SERVANTS IN ESTABLISHMENTS.

The number of attendants and servants who left, were dismissed, or died, during 1936, was 2242, which is 271 more than the number for the previous year. The number who resigned their situations voluntarily is 1467, which is 211 more than last year.

In addition to the 1467 who resigned voluntarily, 90 left on account of ill-health, 29 died during their term of service, 332 left without notice, 96 were dismissed for incompetence or unsuitability, 126 whose services were no longer required were not re-engaged, and 102 were dismissed for misconduct.

#### ESCAPES FROM ESTABLISHMENTS.

The whole number of escapes during 1936 was 113. Of these, 49 were brought back within twenty-four hours, 31 within a week, and 7 after a week. There were 26 still absent on the expiry of twenty-eight days from the date of escape. Of the 26 patients not brought back, 2 were discharged recovered, 11 were removed from the asylum registers as relieved, 8 as not improved, 3 died, and 2 were still absent at 31st December 1936.



## ACCIDENTS IN ESTABLISHMENTS.

The total number of accidents reported to us as having taken place during the year 1936 was 210, which is 5 more than last year. Twenty-nine of the accidents ended fatally, death in 18 cases being due to suicide. Of the suicides, 3 rate-aided patients and 1 private patient died from wounds self-inflicted before admission; 3 of them cut their throats, one of these, in addition to cutting the throat, swallowing 100 aspirin tablets, and one patient wounded himself on the head, neck, and hand by means of a sickle. There were 5 cases of hanging. One rate-aided patient, allowed home on 28 days' "pass," was found hanging by a clothes rope in her bedroom. A voluntary patient escaped from her room and was discovered at the end of a passage on a different floor of the building hanging in her nightdress by two of her stockings, which had been tied together and attached to a bracket supporting a hot-water pipe. In another case a private patient was found in her bedroom suspended at the neck with her dressing-gown cord reinforced by a piece of string forming a noose round her neck and attached by the ends to the handle of the radiator, the weight of the body causing the noose to press tightly round the neck. A suicidal private patient, while the attendant was engaged on minor duties in the ward, went to the bathroom where he was afterwards found hanging by the cord of his dressing-gown from the frame of a window in the wall between the bathroom and the corridor. A voluntary patient, who was also suicidal, eluded the attention of an attendant and escaped into the Asylum grounds. He was afterwards found hanging by his pyjamas, which were tied round his neck and round one of the branches of a tree. Three rate-aided patients drowned themselves—2 after escaping from the Asylum and the third while on parole. The body of one of the escaped patients was not found until six weeks after he escaped. A voluntary patient was found gassed in an unoccupied cottage in the Asylum grounds; while another voluntary patient escaped from the Asylum and returned to his home, where he was found in an outhouse suffering from lysol-poisoning. A rate-aided patient while on parole threw himself under a train at a level-crossing, and a private patient was run over on the railway, receiving fatal injuries. A relative had taken the latter patient out to tea, but failed to accompany her all the way back to the Asylum as arranged. A lunatic, who was undergoing detention during His Majesty's pleasure, and who was allowed parole within the grounds, broke his parole and met a relative outside the grounds. This meeting seemed to have upset the patient, whose body was afterwards found decapitated on the railway. A pauper patient who formed one of a working party eluded the attention of the attendant in charge, rushed to the main highway, and threw himself in front of a heavy motor-lorry.

Of the 11 accidental deaths not due to suicide, 2 were the result of drowning. One patient, a rate-aided case, fell into a canal some miles from the Asylum. The other, a voluntary patient, who enjoyed full parole beyond the grounds, was returning from a visit to town on a very stormy night. The road led alongside the river, which was in high spate, and it is believed that she had either been blown or had stumbled into the swiftly flowing current, as her body was afterwards found entangled in some brushwood and stakes close to the river bank. Another death was caused by a patient stumbling over a rolled-up rug and falling to the floor. *Post-mortem* examination showed extensive laceration of the spleen, a condition resulting from the fall, but the examination also revealed enlargement of the spleen and cirrhosis of the liver. A rate-aided patient swallowed a penny piece, which perforated the



anterior wall of the œsophagus and probably the upper part of the trachea. Although the coin was removed by operation, the patient died. A private patient, in trying to take another patient's clothes away from her, slipped and fell, striking her head on the floor. Death followed from concussion of the brain, with broncho-pneumonia as a contributory factor. Two patients, one voluntary and the other rate-aided, died from asphyxia caused by choking over food. In another case death followed a severe burn sustained by an elderly rate-aided patient who at the time was in a general asthenic condition. A rate-aided patient, who was bed-ridden, struck in the face a nurse who was assisting her. The nurse, taken by surprise, let her slip from her arms, face downward, on to the bed, and, in falling, the patient struck her head a glancing blow on the wooden top of the bedstead. She died the following day, the certified cause of death being surgical shock from scalp wound and hypostatic pneumonia. A private patient who had escaped was found dead in a wide stretch of rough country with boggy and marshy ground and long heather some distance from the Asylum. Death was due to exposure and exhaustion. A "service" patient, whose practice it was to cycle into town for the evening papers, was knocked down by a 'bus and received fatal injuries.

There were 4 cases of attempted suicide. One patient, while out with a walking party in the Institution grounds, threw herself into water which was about 5 feet deep and was at the time covered by ice half an inch in thickness; she was rescued by a nurse. In two cases, patients in different Institutions had broken their tablespoons after a meal and swallowed the handle part of the spoon; and another patient, while absent "on pass" from the Asylum, succeeded in obtaining and drinking a quantity of a disinfectant while visiting at the house of a friend. None of these cases was followed by any serious ill-effects.

In 92 cases the accidents involved fracture of bones or dislocation of joints. These were occasioned in 74 cases by falls, in 10 cases by struggling with fellow-patients or attendants, or assaults by fellow-patients, and in 8 cases from various causes, some fractures being unintentionally self-inflicted, and in the case of others the causes were unascertainable. There were 5 head injuries, one caused by the patient tripping on the stair and striking his head on the banister, sustaining a severe lacerated wound. Another slipped on the ward floor, her head coming in violent contact with a radiator, inflicting a deep incised wound. A patient struck another on the forehead with the heavy leaden end of a floor polisher, causing a depressed fracture of the orbital ridge and a small superficial cut on the forehead. A patient broke six panes of glass in a lavatory window, causing numerous lacerations of the scalp, face, and hands; and another patient rushed to a window and dashed his head through one of the panes, receiving many cuts, the most severe of which required 17 stitches.

There were reported, in addition, 8 wounds of a more or less serious nature, but not falling under any of the foregoing classifications, and 72 minor injuries.

There were also reported during the year 32 accidents to Asylum staffs, 14 being sustained by nurses, 7 by attendants, 2 by cooks, 2 by maids, and 7 by other employees. Included in the last named is the case of a boy worker who, while bruising oats with his father, was caught in the bruiser and sustained injuries to his arm so severe that it had to be amputated. Altogether 10 of the accidents to employees, which were mostly of a minor nature, were the results of assaults by patients. In addition to the above, an attendant, who was in poor health and depressed, committed suicide by gas-poisoning.

In every case of death by accident, of sudden or unexpected death, or



death under circumstances of apparent or alleged suspicion occurring in an Asylum, the Superintendent is required to give immediate intimation not only to the Board, but also to the Procurator-Fiscal of the County in which the Asylum is situated, who makes such enquiry as he may deem necessary.

### III.—POSITION OF LUNACY DISTRICTS AND PRESENT CONDITION OF ESTABLISHMENTS FOR THE INSANE.

Establishments for the insane in Scotland comprise: (a) Royal and District, (b) Private, and (c) Parochial Asylums; (d) Lunatic Wards of Poorhouses; (e) the Department for Criminal or State Patients in Perth Prison.

There are also Observation Wards attached to certain General Hospitals, in which cases of incipient and unconfirmed mental disorder are treated without certification.

The Royal or Chartered Asylums are institutions which were in existence previous to the enactment of the Lunacy Act of 1857. They are 7 in number. Five of these—the Royal Asylums of Aberdeen, Dundee, Edinburgh, Glasgow, and Montrose—were at their origin erected out of funds derived from legacies, subscriptions, and donations, including in all cases contributions of greater or less amount from parochial sources. The other two institutions, the Crichton Royal Institution at Dumfries, and Murray's Royal Asylum at Perth, were erected out of funds provided by the benefactors whose names they bear. All the 7 Royal Asylums received both pauper and private patients at the time of the passing of the Act of 1857; but the Directors of Murray's Royal Asylum resolved, soon after the passing of that Act, to devote the institution solely to the care and treatment of private patients.

District Asylums are institutions created under the provisions of the Lunacy Act of 1857. Asylums of this class are provided out of funds furnished by county and burgh assessments, and are intended for the accommodation of the pauper lunatics of localities where such accommodation is not otherwise provided. At present there are 21 such asylums in occupation.

Private Asylums are establishments conducted by their proprietors for profit, and only private patients are received into them; there are 2 such establishments at present.

Parochial Asylums are establishments erected out of funds furnished by the poor-rate of the districts to which they belong. These establishments are called Parochial Asylums for convenience, but they are technically lunatic wards of poorhouses which have been licensed by the Board to receive pauper patients suffering from all forms of insanity—that is, those who are curable and dangerous as well as those who are regarded as incurable and harmless. There is only one establishment of this class at present.

The name of Lunatic Wards of Poorhouses is given specially to portions of poorhouses which have been set apart for the accommodation of pauper lunatics who are regarded as incurable and not dangerous. Such sections exist at present in 14 poorhouses.

The criminal lunatic department of the Prison at Perth provides accommodation for insane prisoners and convicts, and also for persons detained during His Majesty's pleasure, who have either been acquitted on account of insanity of the offences with which they had been charged, or have been found to be insane in bar of trial.

The reports by the Medical Commissioners of their inspection of the different establishments have, as usual, been presented to and considered by the Board. They are entered in the appropriate books of the respective establishments on the occasion of the statutory visits of the Medical Com-



missioners, and a copy of each report is preserved for reference at the offices of the Board.

The management of these establishments reflects credit upon the officials, and almost without exception a satisfactory standard of efficiency is maintained.

The Dundee Royal Asylum, the Glasgow Royal Asylum, the Murray's Royal Asylum at Perth, and the New Saughton Hall and the St. Andrew's Private Asylums receive only private patients, the last named being for patients of the Roman Catholic faith.

Most of the private patients are accommodated in the Royal Asylums at varying rates of board. There is, however, a small number of private patients in many of the District Asylums; these are mostly patients belonging to the districts served by these institutions, and they are received at rates of board slightly higher than the rate for pauper patients of the district, and in certain Asylums at rates which are slightly less than the rates charged for pauper patients received as boarders from other districts. At the Inverness District Asylum private patients are received at the rate for district pauper patients. That is done to encourage the sending as private patients of persons belonging to the district who would otherwise require to be dealt with as pauper patients. In District Asylums, however, there is no special accommodation provided for private patients. On the other hand, all those Royal Asylums which receive pauper patients, namely, the Aberdeen Royal Mental Hospital, Crichton Royal Institution (Dumfries), Royal Edinburgh Hospital for Mental Disorders, Montrose Royal Asylum, make separate provision for private and pauper patients, and any overcrowding in these institutions is only evident in the sections for pauper patients. The Royal Asylums provide accommodation for private patients at different rates of board from approximately £50 per annum upwards.

Extensions have recently been made or are in process of being made at the Aberdeen Royal Mental Hospital, the Crichton Royal Institution, and the Montrose Royal Asylum. At the former new and excellent accommodation of the most modern type and equipment has been provided for private patients at Daviot House, which is situated 21 miles from Aberdeen. This extension has enabled the Directors to make better provision at the old buildings for the pauper patients and for the accommodation of nurses.

At the Crichton Royal Institution an extensive scheme is in process which, on completion, will provide all that is necessary to make this institution a complete modern Mental Hospital fully equipped in respect of treatment, recreation, and occupation.

At the Montrose Royal Asylum a new block is being erected for pre-senile cases.

In the District Asylums the overcrowding referred to in previous Reports is still prevalent, but steps are being taken in a number of cases to meet this pressing problem.

The following indicates, by Counties, the present arrangements for dealing with pauper lunatics:—

#### ABERDEEN.

The pauper lunatics of the County of Aberdeen are accommodated mainly in the Aberdeen Royal Mental Hospital under an agreement with the Managers of that institution, but a few suitable patients are provided for in the Lunatic Wards of Buchan Poorhouse; the pauper lunatics of Aberdeen City are provided for in the District Asylum at Kingseat.

The overcrowding at the Royal Mental Hospital has been relieved by



the opening of the buildings which have been erected for private patients at Daviot House, and further relief will be obtained in due course under the scheme of extensions and readjustments which are being made at the main Asylum. At the District Asylum the tendency to congestion on the male side persists, but this will be relieved to some extent by the erection of a verandah attached to one of the parole villas. The verandah will accommodate a number of senile patients, and will relieve the congestion to a certain extent without interfering with the ordinary arrangements of the parole villa.

The presence of a number of mental defectives, including juvenile defectives, is still an undesirable feature of the District Asylum, due to the non-provision by the Local Authority of institutional accommodation under the Mental Deficiency Act.

#### ANGUS.

By arrangement with the Managers of the Montrose Royal Asylum, the pauper lunatics of the County of Angus (excluding Dundee City) and the large burgh of Arbroath are accommodated in that institution. A new block is in process of erection for the accommodation of chronic and senile patients at this Institution.

The pauper lunatics of the City of Dundee are accommodated at the Dundee District Asylum at West Green and in the Lunatic Wards of Dundee (East) Poorhouse (Maryfield Hospital). There are also Mental Observation Wards at the Maryfield Hospital.

The overcrowding at the Dundee District Asylum, particularly in the hospitals and admission blocks to which reference has been made in previous reports, continues to be a serious problem which is partly affected by the occupation of dormitory accommodation in the Asylum by staff who cannot be accommodated in the special staff quarters. Besides fresh admissions and acute cases, many of the beds are used for senile patients. The Committee are alive to the seriousness of the situation, and it is understood they are considering the erection of a Nurses' Home, and that, in order to relieve the congestion, they intend to erect huts for the nursing staff until the Home is ready. They are also considering the erection of a hospital of the pavilion type to hold 60 beds as a preliminary provision. Further relief could be obtained by making separate provision for the mental defectives who are accommodated in the Asylum wards and who would be more suitably provided for in an institution under the Mental Deficiency Act. In addition to overcrowding, the staff is inadequate, the average number of nurses on duty being 1 to 15 patients. This approaches the danger zone and entails a considerable strain on the nurses.

#### ARGYLL.

The District Asylum at Lochgilphead provides adequate accommodation for the pauper lunatics of the Counties of Argyll and Bute. The old Poorhouse buildings, which adjoin the Asylum and which were acquired by the Asylum Authorities, provide accommodation for 60 patients. By an agreement made in 1929 with the Glasgow Corporation, all the beds in the Poorhouse buildings are reserved for the accommodation of Glasgow City patients for a period of 10 years. There is still evidence of overcrowding at the Asylum, and the Local Authorities concerned have been asked to make other and more suitable provision elsewhere for the mentally defective patients who are at present accommodated there. There is no special provision for the accommodation of the nursing staff who are accommodated in the Asylum



buildings under conditions which do not come up to modern standards. The erection of a Nurses' Home would remedy this and at the same time set free a certain amount of accommodation for patients.

AYR.

The pauper lunatics of the County of Ayr and the large burghs of Ayr and Kilmarnock are accommodated in the District Asylum at Glengall and in the Lunatic Wards of the Cuninghame Home.

The overcrowding in the main building and especially on the male side at the Asylum continues to call for consideration, but some relief may be obtained under the scheme which the Local Authorities have at present under consideration of extending the accommodation for mental defectives at the Dunlop House Certified Institution.

BANFF.

The District Asylum at Ladysbridge, Banffshire, provides for the pauper lunatics of the County of Banff.

During the past few years the Asylum Committee have carried out, and they are still continuing to carry out, a steady policy of improvement in the general conditions and in the provision of modern methods of care and treatment. The overcrowding in the male hospital, however, still calls for attention.

BERWICK.

The pauper lunatics of the Counties of Roxburgh, Berwick, and Selkirk are adequately provided for in the Roxburgh District Asylum at Melrose. A reference to this institution is made under Roxburgh.

BUTE.

The pauper lunatics of the County of Bute are accommodated in the Argyll District Asylum. A reference to this institution is made under Argyll.

CAITHNESS.

By an agreement with the Managers of the Royal Asylum at Montros the pauper lunatics of the County of Caithness are accommodated at that institution. A reference to this institution is made under Angus.

CLACKMANNAN.

The pauper lunatics of the County of Clackmannan are accommodated in the Stirling District Asylum at Larbert. A reference to this institution is made under Stirling.

DUMFRIES.

The pauper lunatics of the Counties of Dumfries, Kirkcudbright, and Wigtown and of the large burgh of Dumfries are suitably accommodated in the Crichton Royal Institution at Dumfries, and to a small extent in the Lunatic Wards of the Wigtownshire Poorhouse. The provision of accommodation in the Crichton Royal Institution for pauper lunatics of the Southern Counties of Dumfries, Kirkcudbright, and Wigtown, including the Burgh of



Dumfries, is made in terms of Section 60 of the Lunacy (Scotland) Act of 1857, and Section 41 of the Mental Deficiency and Lunacy (Scotland) Act, 1913. The foresight with which the villas have been planned at the Crichton Royal Institution has made possible an excellent system of classification. Those acutely ill are nursed in a hospital villa, the convalescent in an open villa, the disordered and degraded cases in a closed villa.

The new building which is being erected at the Crichton Royal Institution is well advanced. Not only will it provide additional accommodation for patients, but it will also make up-to-date provision for their recreation and for physical therapy in all its modern developments.

#### DUNBARTON.

The pauper lunatics of the County of Dunbarton and the burghs of Clydebank and Dunbarton are provided for in the Stirling District Asylum at Larbert. A reference to this institution is made under Stirling.

#### EAST LoTHIAN.

The pauper lunatics of the County of East Lothian are accommodated in the East Lothian District Asylum at Haddington and in the Lunatic Wards of Inveresk Poorhouse.

A part of the accommodation at the East Lothian Asylum, which is not at present required for pauper lunatics of the East Lothian County, has for a number of years been utilised by patients from Glasgow City.

Attention again requires to be drawn to the need for up-to-date hospital accommodation, especially on the female side. While in good weather the attached open-air verandah accommodates quite a number of patients, both day and night, the patients are more generally accommodated in the hospital ward. The provision of separate accommodation for the nursing staff, besides being desirable for the staff, would set free accommodation for patients. During the year the Local Authority met and discussed the whole matter with representatives of the Board, and it is understood that it is intended to proceed with the erection of a new hospital block.

#### FIFE.

The pauper lunatics of the County of Fife and of the large burghs of Dunfermline and Kirkcaldy are accommodated in the District Asylum at Springfield, near Cupar. The County of Kinross was, by the Local Government (Scotland) Act, 1929, combined with the County of Perth, but in the meantime the Kinross patients continue to be provided for in the Fife Asylum.

The Asylum Committee are now dealing with the serious overcrowding to which reference has been made in previous Reports, and a commencement has been made in the erection of a new hospital block. Useful smaller improvements have been completed during the past year, and the Asylum Committee have a scheme of further additions under consideration.

#### INVERNESS.

The District Asylum at Inverness serves the large burgh of Inverness and the Counties of Sutherland, Ross and Cromarty, Inverness, and the Nairn area of the joint County of Moray and Nairn.

The Nurses' Home, to which reference was made in the last Report, being in occupation by the nursing staff, the Asylum Committee are now proceeding with the conversion of the former nurses' quarters in the main buildings into a home for senile patients with accommodation for 110 patients.



Other recent improvements include a new isolation block for typhoid "carriers," with accommodation for 20 patients, new hot water and lighting systems, and structural laundry improvements.

Further relief to the overcrowding in the Asylum will be provided by the conversion of the old workshops at the Asylum into a villa to accommodate 38 working patients, which is nearing completion and should be ready for occupation this year. There is a number of mental defectives in the Asylum whose removal to a Certified Institution would not only be in the interests of the mental defectives, but would also set free a number of beds for lunatic patients.

#### KINCARDINE.

The pauper lunatics of the County of Kincardine are suitably provided for in the Montrose Royal Asylum by arrangement with the Managers of that institution. A reference to the Montrose Royal Asylum is made under Angus County. A number of suitable patients of the Kincardine County are accommodated in the Lunatic Wards of the Kincardineshire Poorhouse at Stonehaven. It is necessary to repeat what is stated in previous Reports that in this Poorhouse the bathroom facilities on both sides are rather cramped and in need of being brought more up-to-date.

#### LANARK.

The pauper lunatics of the City of Glasgow are accommodated in the Woodilee District Asylum at Lenzie, the Gartloch District Asylum at Gartcosh, the Govan District Asylum at Hawkhead, and in the Lunatic Wards of the Southern General Hospital, Govan. A certain number also are accommodated in the Paisley District Asylum at Riccartbar, Paisley, and the Renfrew District Asylum at Dykebar, Paisley, in both of which the Glasgow Corporation formerly had an interest. A number of patients of the Govan district of the City are accommodated in the Kirklands Asylum, which was formerly owned jointly by the Lanark and Govan District Boards of Control. By arrangement following upon the changes under the Local Government (Scotland) Act, 1929, the whole of the Kirklands Asylum now belongs to the Lanarkshire Combination, which consists of the County of Lanark and the large burghs of Airdrie, Coatbridge, Hamilton, Motherwell and Wishaw, and Rutherglen. The Asylum accommodation belonging to the Glasgow Corporation is quite inadequate to meet the needs of the City, and as a temporary arrangement Glasgow patients are boarded in the Argyll and Bute, East Lothian, Lanark, Midlothian, and Roxburgh District Asylums. The Corporation have now opened a large institution for mental defectives on the Lennox Castle Estate, and it is intended to relieve the congestion at the Glasgow Asylums by transferring to the new institution a number of mental defectives who have had to be provided for under the Lunacy Acts, and also by converting the existing Certified Institution at Stoneyetts into an Asylum for pauper lunatics. A new hospital is in process of being built at the Govan District Asylum, which will provide accommodation for 200 patients. Steps are also being taken to increase the accommodation for the nurses at that institution, as the existing provision has become quite inadequate for the greatly increased nursing staff which has developed with the growth of the number of patients. The Corporation are faced with a diminished water supply at a section of the Govan Asylum, caused, it is said, by a new housing scheme in the neighbourhood.

As a temporary measure, to relieve the overcrowding at the Gartloch Asylum, the farm annexe is being utilised for the treatment of bedridden



cases and a special portion of the sanatorium is being used as a unit for the segregation of a group of dysentery "carriers." A new hospital has also been planned for this institution and further provision is to be made for attendants, the proposal being to construct 8 houses in two blocks of four houses each. The Corporation are still faced, however, with a very pressing problem, having regard to the annual increase in the number of pauper lunatics requiring to be provided for, and the fact that in many of the Asylums of other areas in which Glasgow patients are boarded all the accommodation is now required or is likely soon to be required for the pauper lunatics of the districts served by these institutions.

The pauper lunatics of the County of Lanark and the large burghs of Airdrie, Coatbridge, Hamilton, Motherwell and Wishaw, and Rutherglen are accommodated in the District Asylum at Hartwood, Lanarkshire, and the Kirklands Asylum at Bothwell. A number of suitable patients are accommodated in the Lunatic Wards of the Old Monkland Poorhouse at Coatbridge.

Reference has already been made to the definite overcrowding on the male side at the Hartwood Asylum and to the condition which is especially noticeable in the Reception Hospital. A commencement has been made with the erection of the Colony for mental defectives on the Hartwoodhill Estate, and it is the intention to relieve the congestion at the Hartwood Asylum by the transfer therefrom of a large number of mental defectives to the new Colony. The Mental Hospitals Joint Committee have, however, a greater problem to face than is likely to be met by the opening of the new Colony for defectives, as the Hartwood Asylum, in view of its size, does not permit of further extensions, and for various reasons extensions at the Kirklands Asylum are not advisable.

#### MIDLOTHIAN.

The City of Edinburgh has accommodation for its pauper lunatics at the District Asylum at Bangour, which is situated about 14 miles west of the city. By arrangement, a small but decreasing number of Edinburgh City patients are housed in the Royal Edinburgh Hospital for Mental Disorders; apart from that, the Asylum at Bangour provides the accommodation for the pauper lunatics of the district. At the latter institution a degree of overcrowding is noticeable, particularly on the female side, with the result that satisfactory classification is difficult. The removal of a number of mental defectives to the Gogarburn Certified Institution has afforded a certain amount of relief, but no further relief of any extent is likely to be gained in that way.

A few suitable patients of the City of Edinburgh are accommodated in the Lunatic Wards of Inveresk Poorhouse.

The pauper lunatics of the Counties of Midlothian (excluding Edinburgh City) and Peebles are accommodated in the District Asylum at Rosslynlee, and in the Lunatic Wards of the Inveresk Poorhouse. At the former there is much overcrowding, particularly on the male side, and in addition to increased accommodation for patients, other improvements, such as improved sanitary annexes, modernising of the laundry, a surgery and physical therapy department, and a nurses' home are necessary to bring the institution nearer to the standard of other Mental Hospitals.

#### MORAY AND NAIRN.

The pauper lunatics of the Joint County of Moray and Nairn, excluding the Nairn area, are accommodated in the District Asylum at Elgin. The accommodation is meantime ample for the needs of the district, though certain



improvements are necessary, including improved facilities for the bathing of patients, and mess-rooms for the staff.

The pauper lunatics of the Nairn area, which formerly formed part of the Inverness Lunacy District, are accommodated in the Inverness District Asylum.

#### ORKNEY.

Pauper lunatics of the County of Orkney who require to be removed from their homes are sent to the Royal Edinburgh Hospital for Mental Disorders, under an arrangement with the Directors of that institution.

#### PEEBLES.

The pauper lunatics of the County of Peebles are accommodated in the Midlothian District Asylum. A reference to this institution is made under Midlothian.

#### PERTH AND KINROSS.

The Perth District Asylum at Murthly provides the main accommodation for the pauper lunatics of the County and of the Burgh of Perth. Accommodation for a number of suitable cases is provided in the Lunatic Wards of the Perth Poorhouse (Bertha Home). A degree of overcrowding is noticeable in the former, especially on the male side.

The pauper lunatics of the County of Kinross which, under the Local Government (Scotland) Act, 1929, forms part of the joint area of Perth and Kinross, are still accommodated in the Fife District Asylum, the County of Kinross having formerly been part of the Fife Lunacy District.

#### RENFREW.

The District Asylum at Dykebar, Paisley, provides accommodation for the pauper lunatics of the County of Renfrew (exclusive of the large burghs of Paisley and Greenock), and the large Burgh of Port Glasgow. The City of Glasgow formerly had a large interest in this Asylum, and a number of Glasgow patients are still accommodated in it. The institution is managed by a Committee representing the County of Renfrew and the Burgh of Port Glasgow. The Asylum is fortunate in still being able to afford that ample space which is so necessary for the proper nursing and classification of the patients. In the course of the year the Administrative Block was almost completely destroyed by fire. No life was lost, but an amount of inconvenience has been caused pending the reconstruction of the building which is in process of being carried out. In order to preserve the amenity of this institution the Board sanctioned the purchase of additional lands extending to 68 acres.

The pauper lunatics of the Burgh of Paisley are accommodated in the District Asylum at Riccartbar, and to a small extent in the Lunatic Wards of the Poorhouse at Craw Road. As the result of the rearrangement of Lunacy areas under the Local Government (Scotland) Act, 1929, the City of Glasgow has a small interest in these institutions. The overcrowding at the Riccartbar Asylum has reached the stage which calls for serious consideration by the Local Authorities.

The pauper lunatics of the Burgh of Greenock are accommodated in the Parochial Asylum at Smithston—the only institution of its kind in Scotland. The accommodation for lunatics in the Smithston Asylum is somewhat severely taxed, and as a temporary measure a licence has been granted for



the accommodation of a number of patients in the old sanatorium which adjoins the main building. The Local Authority are also extending the permanent accommodation by the erection of a Reception Hospital on a suitable site.

#### ROSS AND CROMARTY.

The pauper lunatics of the County of Ross and Cromarty are accommodated in the Inverness District Asylum. A reference to that institution is made under Inverness.

#### ROXBURGH.

The Roxburgh District Asylum at Melrose provides adequate accommodation for the pauper lunatics of the Counties of Roxburgh, Berwick, and Selkirk.

#### SELKIRK.

The pauper lunatics of the County of Selkirk are accommodated in the Roxburgh District Asylum. A reference to this institution is made under Roxburgh.

#### STIRLING.

The pauper lunatics of the Counties of Stirling, Dunbarton, West Lothian, and Clackmannan, and the large Burghs of Stirling, Clydebank, Dunbarton, and Falkirk are accommodated in the Stirling District Asylum at Larbert. A number of suitable patients are also accommodated in the Lunatic Wards of the Dunbarton and Linlithgow Poorhouses. As indicated in previous Reports, the Combination will require to consider the necessity for extending the accommodation, and it is again suggested that some consideration should be given to the utilisation for the accommodation of patients of the Mansion House on the Kinnaird Estate which was purchased by the District Board in 1925, and has since remained unoccupied. In view of recent increases in the nursing staff the Committee are also having to consider an extension of the Nurses' Home.

#### SUTHERLAND.

The pauper lunatics of the County of Sutherland are accommodated in the Inverness District Asylum. A reference to this institution is made under Inverness.

#### WEST LOTHIAN.

The pauper lunatics of the County of West Lothian are accommodated in the Stirling District Asylum. A reference to this institution is made under Stirling.

#### WIGTOWN.

The pauper lunatics of the County of Wigtown are accommodated in the Crichton Royal Institution, Dumfries. A number of suitable patients are provided for in the Lunatic Wards of the Wigtownshire Poorhouse. A reference to the Crichton Royal Institution is made under Dumfries.

#### ZETLAND.

The pauper lunatics of the County of Zetland continue to be suitably provided for at the Montrose Royal Asylum under an agreement with the Managers of that institution. A reference to this institution is made under Angus.



#### IV. SHORTAGE OF ASYLUM ACCOMMODATION AND NEED FOR EARLY TREATMENT.

A reference to Table IV. of this Report gives the impression that while there is a steady accumulation of certified patients in Institutions for the insane in Scotland, the number of admissions, including transfers, has been more or less steadily falling. For example, the average number resident in Royal and District Asylums has increased from 7403.8 for the period 1890-1894 to 16,669.6 for the period 1930-1934, while the admissions, including transfers, increased from 2490 for the period 1890-1894 to 3846 for the period 1900-1904, decreasing to 3696 in the period 1905-1909, again increasing to 4247 for the period 1915-1919 and again decreasing to 2988 for the period 1930-1934. These figures, however, were often affected by large numbers of transfers taking place at particular times, such, for example, as the opening of new Asylums and the temporary transfer of patients during the War from Asylums vacated for the purpose of their conversion into War Hospitals and the transfer of the patients back to these Institutions on their reinstatement after the War. The actual admissions of patients must accordingly be taken to get an accurate picture of the real admission rate by certification or re-certification. The average annual number of such admissions to all Institutions for the insane for the period 1890-1894 amounted to 2963, whereas the number admitted during the period 1930-1934 was 2868, a decrease of 95.

In order to arrive at a proper conception of the situation, it is necessary to bear in mind that in the period 1890-1894 the average number of persons admitted to Scottish Asylums on a voluntary basis was 80, and that the average number in residence was 62. The average number of persons admitted as voluntary boarders during the 5 years 1930-1934 was 790 and the average number in residence was 1069.

By taking the whole of the admissions of patients, both certified and voluntary, the total average annual number entering Royal and District Asylums in the period 1890-1894 amounted to 3043 compared with 3658 in the period 1930-1934, and the number of patients on the Registers of Royal and District Asylums at 31st December 1935 was 17,008 certified and 1180 voluntary, a total of 18,188. There is another matter which is of importance in making such a comparison and in endeavouring to arrive at a truer conception of the amount of mental illness which calls for institutional care and treatment to-day as compared with past years. Not only among psychiatrists but among those members of the public who take an active interest in the care and treatment of the insane there is an increasing demand for early treatment of mental illness, and the Board have frequently expressed their views in favour of legislative powers being given to Local Authorities, probably in suitable combinations, to establish clinics for the early treatment of mental diseases, such clinics having both in-patient and out-patient departments.

Efforts along the lines of early treatment have for a number of years been made by the Local Authorities of the cities of Glasgow, Dundee and the Burgh of Paisley in Observation Wards attached to Poor Law Hospitals, and a number of patients have been treated there and discharged without certification who in former years would have had to be sent to an Asylum for treatment. A number of private patients have also been treated without certification in Nursing Homes run in association with one or two of the Royal Asylums.

These two causes, namely, the increased number of voluntary patients and the treatment of patients uncertified in Observation Wards and Nursing Homes have tended to create the false impression, as the result of their effect upon Asylum admission rates, that the number of persons requiring



skilled care and treatment for mental disease and disorder is diminishing, and that the accumulations in Scottish Asylums is entirely due to a decreasing death-rate as the result of skilled nursing conditions and the consequent longevity of mental patients causing an accumulation of senile inmates. There is no doubt that that aspect is significant, but it is not the only one, and it has to be kept in mind that the senile patients ultimately do die off and that that cause of accumulation has very probably by now reached a statistical level. The fact rather seems to be that with the treatment of patients in Observation Wards and Nursing Homes fewer of the type of patient who may be expected to recover are now being sent to Asylums and the accumulations tend to be largely of the unrecoverable types of all ages. It is significant that notwithstanding these facts the recovery rate remains high, approximately 33 per cent. of the number admitted, and the logical inference appears to be that if those cases which are sent to and recover in Observation Wards and Nursing Homes were sent to Asylums, the recorded recovery rate would be somewhat higher. Turning to the numbers of patients who enter Asylums voluntarily for treatment, the following table shows how steadily and continuously these have increased and how uninterruptedly the increases have been maintained.

TABLE.

Quinquenniad.	Average Annual Number of Admissions.	Average Number resident at end of year.
1890-1894	80.2	61.6
1895-1899	84.4	70.6
1900-1904	77.8	77.2
1905-1909	103.2	101.0
1910-1914	127.0	124.2
1915-1919	190.4	228.8
1920-1924	368.0	447.4
1925-1929	677.6	798.4
1930-1934	790.4	1068.8
1935 . .	855	1213
1936 . .	900	1327

The effect of the progressive increase shown in this table upon the certified population of Asylums must be obvious not only in its relation to the admission rates but also as regards the year-to-year accumulations which are taking place. It has to be borne in mind, however, that there is a steady accumulation in asylums irrespective of the voluntary population. Nevertheless, one has to take into account both the certified and voluntary patients in order to get a true impression of the Asylum admission rates.

There is another matter of considerable importance upon which the statistics of voluntary patients throw a useful light. One is constantly confronted with criticisms of the Scottish Lunacy Laws, which are regarded by some as not only obsolete but repulsive, and not such as to be helpful to psychiatrists in the progressive methods of care and treatment of the insane in the light of modern outlook and discovery. The Board agree that the Scottish Lunacy Laws require revision and considerable amendment; they consider that terms such as "lunatic," "lunatic asylum" and "pauper lunatic" should be abolished, and have frequently said so in their Annual Reports, as they consider that everything should be done which is likely to encourage persons suffering from mental disease or disorder to submit them-



selves to or be compelled to obtain skilled medical treatment in the earliest possible stage of their trouble. At the same time the steadily increasing number of voluntary patients in Asylums is surely a clear indication that the present law and terminology is not a complete deterrent where the mental sufferer feels or can be brought to realise that failure to take advantage of care and treatment in an Asylum at the incipient stage of his trouble may be detrimental to his recovery, and may lead to certification later. The voluntary patient is not, of course, described as a lunatic and according to the Act his mental condition may not be such as to render him a suitable subject for certification.

While the accumulation of senile patients in Scottish Asylums is not the only cause in the steady growth of the populations in these Institutions, it is nevertheless a serious factor which must be faced, as not only may the longevity of patients in Asylums be said to be relatively great but far more elderly people are being admitted to Asylums suffering from the insanities of old age.

From recent Returns it appears that of the number of certified patients who were resident in Asylums in 1936, 283 were under 21 years of age, 1639 were between 21 and 30 years of age, 7015 were between 30 and 50 years of age, and 9314 were over 50 years of age. Of the voluntary patients in residence, 35 were under 21 years of age, 140 were between 21 and 30 years of age, 482 were between 30 and 50 years of age, and 660 were over 50 years of age, so that of the certified patients in Royal and District Asylums at 31st December 1936, 51.0 per cent. and of the voluntary patients 50.1 per cent. were over 50 years of age.

Turning to the length of residence of the patients in Asylums at 31st December 1936, 4139 certified and 683 voluntary patients had been less than 3 years, 1985 certified and 190 voluntary patients had been over 3 and less than 5 years and 12,180 certified and 454 voluntary patients had been over 5 years under Asylum care.

The following Table shows the marital condition of patients, certified and voluntary, who were admitted to Asylums during the year ending 31st December 1936, and also of those patients who were in residence at 31st December 1936 :—

TABLE.

Marital State.	Number admitted during the year ended 31st December 1936.		Number in residence at 31st December 1936.	
	Certified.	Voluntary.	Certified.	Voluntary.
Single M. . .	738	204	6997	382
„ F. . .	632	253	5543	484
Married M. . .	409	187	1860	152
„ F. . .	512	165	2218	158
Widowed M. . .	138	24	425	41
„ F. . .	237	56	976	87
Divorced or Deserted { M. . .	17	4	53	5
„ { F. . .	18	3	100	4
Unknown M. . .	6	1	40	2
„ F. . .	..	1	39	2



The result of the steady accumulation of patients is that all Asylums are now more or less fully occupied ; indeed, in most of them there is a degree of overcrowding. This is being met in many cases by extensions, but it is a question to what extent the problem could be met by further provision of Observation Wards and clinics with the object of still further encouraging early treatment. Mere revision of terminology, such as the substitution of Mental Hospital for Asylum, will not entirely remove inherent dislike of Institutions which probably bulk largely in the public mind as places of detention. The high recovery rate does not appear to be so impressive as the high detention rate, and although the problem of detention has to be met, the greater problem of treatment at the stage when something very definite may be done for the mental sufferer is the one which calls for serious consideration.

The Board strongly commend this aspect of mental treatment to the serious consideration of the Directors of all Royal Asylums as a most valuable addition to their mental health service. The establishment of clinics, entirely apart from the Mental Hospital but under the administration of the expert psychiatrists of the hospital, would fill a pressing need and form a valuable complement to the great work of these pioneer Institutions for the care of the insane. At the same time similar clinics, both resident and out-patient, should be provided by Local Authorities or Combinations of Local Authorities in association with general hospitals, but under the administrative supervision of expert psychiatrists, such as the Medical Superintendent of the Local Authority's Mental Hospital, and in the case of in-patient clinics, staffed by trained mental nurses.

#### V. MEDICAL STAFFING OF MENTAL HOSPITALS.

The Board have also had under consideration the staffing of the Mental Hospitals and, in particular, the question of the medical staffing and the problems related thereto, and they have reached the conclusion that generally speaking the Mental Hospitals throughout Scotland are medically under-staffed.

On investigation, very wide variations were found to exist in different Mental Hospitals, both in regard to the ratio of Medical Officers to the number of patients and to the number of admissions. In the first case the figures were found to vary from 65 to 389 patients resident per Medical Officer ; in the latter from 19 to 85 admissions per Medical Officer. As can be well understood, the admission rate is of special significance. There is much more work to be done with recently admitted and therefore, as a rule, more acutely ill patients than with those who have been in hospital for some time. Accordingly the number of admissions should have a greater bearing on the size of the medical staff of a Mental Hospital than the number of patients in residence.

In the large Institutions the Medical Superintendent seldom, or never, does the work of admitting patients and making the detailed examinations and records incidental thereto, and therefore such work falls entirely to the Assistant Medical Officers. Accordingly, a further readjustment of the figures has been made which shows that the number of patients admitted per Assistant Medical Officer varied from 28 to 129.

While such figures should not be taken too rigidly, they are nevertheless significant. It may be said at once that none of the hospitals is over-staffed. If we accept this statement, it follows, in view of what has been said, that some must be definitely under-staffed.



It is often difficult for those who have had to do with purely physical ailments to realise the amount of time which is necessary in order to make a thorough examination of a mentally sick person and to record the results of that examination. Such an examination has a dual aspect, physical and mental.

The physical examination must be complete in every detail, should be carried out with the aid of all the means that modern science and laboratory skill affords, and should be such as to indicate how far the mental symptoms from which the patient is suffering have a physical basis, *e.g.* toxæmia or endocrine disfunction, etc. Such an examination takes time, and it is often attended with difficulties which are not present in the examination of patients who are suffering from purely physical maladies. For example, mental patients actually obstruct examination or refuse to be examined at all.

The mental examination is inevitably the more important and larger task. In these days it is no longer sufficient that in the case record there should be a bald statement of facts—that the patient is depressed, or has this or that delusion, or is hallucinated. Mental illness is an illness of the living individual, *i.e.* of the person; it affects the whole personality, and in consequence each individual case is essentially different. The modern psychiatric record is expected to show not merely the present symptoms but to note and assess the factors in the past—the family history, the history of the man, his nature and personality—and to attempt to come to some conclusion as to the mental mechanisms which have been involved in the mental breakdown, whether they are inherent or external, and how far they can be adjusted. They must be living documents about living persons.

Information about the factors in the past has to be obtained from relatives and friends, from the patient himself, sometimes from employers or from other sources. To collect and record it takes a great deal of time, yet it is necessary if the illness of the patient is to be viewed in its proper perspective by all those who have to do with his care and treatment at the moment or in the future. In the interest of mental patients and as the only sure means of scientific investigation and progress, it is essential that the case records should be of the fullest description. Further, in the absence of such care and without such adequate records, scientific scrutiny and research into the causes of mental illness are impossible.

It is to the credit of a number of Mental Hospitals that they do examine patients and record cases in such a way, but at the present time, owing to insufficiency of medical staff, it is impossible to do this in most of the hospitals. All that can be done is to record the salient facts in a routine fashion, thus tending to reduce the care of the mentally disordered far too much to the purely custodial and giving little or no opportunity for any active research from the mental side.

Another closely associated part of this problem of medical staffing is the lack of inducements to first-class men to enter the service. Young men come into our Mental Hospitals interested and enthusiastic, and often with the full intention of taking up psychiatry as their life's work, only to find that they are overburdened with routine duties which leave no time for studying cases in their living and dynamic aspect, that the ultimate goal of a Medical Superintendent's post is only for the few, that advancement is slow and uncertain, and that posts carrying salaries on which a man can marry are also few and obtained only after long and tedious delay. They cannot be blamed if they decide to give up mental work, and, in consequence, the mental services and the community suffer.

There is a further aspect of the staffing which is reflected in the ancillary services, and particularly in such posts as Masters or Clerks of Works, Stewards,



Farm Managers, and Dispensers. The absence of such officials from the staff of many Asylums throws a very heavy burden upon the medical staff and particularly upon the Medical Superintendent. The medical head of a Mental Hospital must, of necessity, have a supervisory and authoritative position in reference to all aspects of Asylum administration, and particularly where the interests of the patients are directly concerned; and in that respect he must be in charge even of those aspects of the administration which on the practical and professional side are matters entirely for such officials as have been referred to, namely, Masters or Clerks of Works, etc.

The farm of a Mental Hospital is not in the same position as an ordinary farm. The land was bought under the Lunacy Statutes so that the patients might receive benefit from the therapeutic activity and from the fruits of that activity. The Medical Superintendent should not be required to occupy himself with such duties in their practical aspect; these fall within the province of the Farm Manager. Nor should he be burdened with the routine duties of the Master of Works or House Steward.

The absence of a Dispenser affects particularly the Assistant Medical Officers in the larger hospitals. Several hours daily are spent in dispensing, which might be done by a qualified Dispenser.

The Medical Superintendent and his Assistants are specialists. Patients and relatives have the right to expect that their time and experience should be utilised to the maximum in the medical care and treatment of the patients. This cannot be done when subsidiary services encroach.

Those aspects of the problem may be described as intra-institutional, but there is a larger one, the extra-institutional. In recent years there has been a growing recognition of the fact that, great as is the number of persons suffering from severe mental illness and under institutional care, it is small compared with the vast amount of mental illness, less severe in form, which is causing incalculable misery within the general community. Attacks of depression, hallucinatory conditions associated, for example, with middle-ear disease, environmental reactive states, the various neuroses; these are all of frequent occurrence, and cause much loss of efficiency and unhappiness directly and indirectly. Too often they are labelled "nervousness or neurasthenia," and are treated along medicinal lines and no attempt is made to get at the root of the trouble, which is more mental than physical.

All competent authorities agree that if those minor mental states within the active community are to be diagnosed and treated satisfactorily, it should be done extra-institutionally wherever possible. In other words, there is great need for more out-patient dispensaries and for more Observation Wards for mental patients, staffed by psychiatrists.

The present position is that the Directors of some of the Voluntary Hospitals, certain voluntary agencies, and certain of the Local Authorities have been able to provide such out-patient clinics and Observation Wards where the patient not only may be seen and treated without the necessity of admission to the Institutions but also where patients discharged from Asylums or from Observation Wards may be followed up and given valuable support and continued treatment.

These schemes have been of the greatest value, but it has been possible for them to operate only in the larger towns, and even in the urban areas there has been restriction in meeting the needs of the community for such dispensaries and wards because of the lack of an adequate personnel, while in the rural areas such schemes have been practically impossible.

Experience of mental illness and skill in its treatment acquired by the Senior Medical Officers of Asylums throughout years of study is at present confined within Asylum boundaries or available to the community only to a



limited extent. As the institutions are staffed at present, it is impossible for them to undertake those very outside activities where their experience is needed and again the public suffers.

The remedy lies in adequate staffing which takes into account not only the needs of the Institutions but also those of the outside community.

Further, there is the need of fully-trained social service workers who can follow up past cases, get in touch with employers, report progress, and who can obtain information about new cases from relatives and other sources.

Surely the time is past when this might be looked upon as impracticable idealism. It is, in fact, the barest hint of what is necessary if the Mental Health Services are to take their rightful position in Public Health.

## VI.—PATIENTS IN PRIVATE DWELLINGS.

### NUMBERS OF PRIVATE AND PAUPER LUNATICS.

The number of lunatics other than paupers who were provided for in private dwellings, with the sanction of the Board, on 1st January 1937 was 60. Of these, 21 were persons whose means have been placed under curatory by the Court of Session or by a Sheriff Court. Of the whole number, 21\* were in houses which possessed special licences for the reception of not more than four patients, and 39 were placed singly in houses which, having only one patient, require no licence. The number of houses possessing special licences for the reception of private patients was 29 on 1st January.

All pauper lunatics, wherever placed, come upon the register of the Board, and we are fully informed by visitation or otherwise as to the mode in which they are provided for, and of every important fact concerning them. The relation of the central authority to every individual member of the pauper class of the insane is peculiar to Scotland. In no other country is every lunatic whose maintenance is contributed to from public sources under the direct supervision of the central authority. The number of pauper patients provided for with the sanction of the Board in private dwellings on 1st January 1937 was 1141, showing a decrease of 54 compared with the preceding year. The number admitted during the year to the roll of pauper patients in private dwellings was 44, which is 2 less than last year. Of these, 5, or 1 more than last year, were resident in private dwellings when first reported to the Board and remained with our sanction under private care, and 39, or 3 less than last year, were removed from Asylums. Of the total number of pauper patients in private dwellings, 10 were certified sane during the year, 5 were removed from the poor-roll by friends, 50 were removed to Asylums, and 33 died—the death-rate being equal to 28 per 1000.

During the year 1936, all lunatics and mental defectives in private dwellings were visited by the officers of the Board.

The following is an extract from a Report by Dr. Laura M. D. Mill :—

Probably one of the reactions of a recently appointed Deputy Commissioner during the first week's work is an unpleasant doubt as to the value of that work apart from its legal necessity. Could not the supervision and care of the mental and mentally defective patients visited be amply carried out by the Local Authorities, and could not reports and communications between the Local Authorities and the Board enable any difficulties to be dealt with and adjustments made? Visits for special investigation and other

\* Includes 3 private patients resident in houses licensed for pauper patients.



duties are in a different category, but, if it were not Statutory, might not the routine visitation, which is the largest part of a Deputy Commissioner's work, be dispensed with and be no great loss to any one? A very little experience removes that doubt, for it is not long before a case arises in the ordinary visitation, to be followed by others, which convinces one that regular visitation by a Deputy Commissioner serves many useful and necessary purposes. It is perhaps not out of place to say that one finds that the general public appreciate and approve of the visitation and inspection, particularly of patients who are boarded out, by one who is not locally concerned and who is in a position to relate the physical, mental, and social aspects of a case. They feel that an additional safeguard is provided which strengthens the care already exercised by the Local Authority. It is soon evident that patients and guardians rely upon the interest and assistance of some one directly "from Edinburgh," to whom they can speak freely of any difficulties or grievances which, even if discovered to be without foundation, are better aired.

One finds, too, that visitation in an area allows one to meet personally medical officers and Public Assistance Officers and to discuss with them questions which might not otherwise have been raised, but which give all those concerned a better insight into the different aspects of any individual case. All this, one feels, helps to achieve a higher standard of care for the patient, and suggests that the work of a Deputy Commissioner is widely concerned with all the factors relating to the well-being of the patients visited. I am personally very aware that in succeeding to the position held for so long by Dr. Fraser I have also succeeded to the responsibilities set by her high standard of the work of a Deputy Commissioner. Had I not already been aware of this, the comments of patients, guardians, and officials would have enlightened me.

My areas for visitation in the past year were :—

*Orkney and Shetland.*—Most of the patients here are living in their own homes. With the help of the Government grants almost all the old houses have now been re-roofed and made comfortable and watertight. Wireless and cinemas have added an interest to the lives of a certain number of the patients in such out-lying areas.

*Ross-shire, East Inverness-shire, Moray, and Nairn.*—Many patients are in their own homes, but boarding out with unrelated guardians is practised, particularly in East Inverness-shire, where many patients from the District Asylum are placed under guardianship in farms and crofts with very satisfactory results, a practice which one feels might be more widely followed elsewhere.

*Haddington, Berwick, Selkirk, and Roxburghshire.*—There is very little boarding out in this area, due no doubt to the lack of crofts and small farms, but a relatively large number of private patients are living under care with unrelated guardians.

*Arran and Bute.*—Good use is made of the farms and crofts of Arran for boarding out male patients. It is interesting to learn how little objection is taken to this by summer visitors, who are often very good to the patients, and in some cases give great pleasure by remembering them at Christmas with cards or presents.

*Ayrshire.*—In the industrial towns some patients in their own homes are living under rather poor conditions. Many patients are very well placed under guardianship in dairy farms. There are also a number of specially Licensed Houses for women patients.

*Glasgow,* with over 450 mentally defective patients living under guardianship, almost all in their own homes, presents special problems. Family



unemployment, bad housing, and lack of suitable outlets and occupation are the great difficulties in the way of satisfactory conditions for mental defectives in Glasgow. Many patients, however, are now living in new housing areas, and several of them are taking a healthy interest in the gardens. As far as occupation is concerned, there is too often a tendency to let the patients drift. This is especially the case with male patients, as women and girls usually help in the house. Parental discipline and control are too often lax, and many of the lads would be much better doing farm work in the country under good guardians. Unfortunately, many of the parents are not agreeable to this. For others who could not be so occupied there is a serious lack of useful outlets. Valuable work is being done by a few, but one hopes that more definite steps will be taken before long to meet this need. In spite of adverse conditions, it is remarkable how few of the patients get into any serious trouble. One must pay a tribute to the high standard of guardianship and the good atmosphere which are to be found in some of the poorest homes.

Several cases on licence from a certified Institution were visited in Glasgow. These were mostly high-grade feeble-minded lads who had been removed to the Institution as they had got into trouble by petty theft, etc., and who had improved greatly as the result of institutional discipline and training for a few years. It was satisfactory to find that the majority were doing well on licence. In some cases the patient was in suitable regular employment and likely to be able to keep himself, and discharge could be recommended. Several parents spoke appreciatively of the value of the treatment and care the patients had received in the Institution.

The parents on the whole were anxious to give the patients every help and encouragement. A few Glasgow cases on licence from Institutions were also seen in farms in Ayrshire where they were being trained in farm work and doing well under good guardians. Some of these lads were enthusiastic about their work and said they would not like to go back to the city. One wishes that there was more opportunity for training such patients in farm work.

The general standard of guardianship was found to be satisfactory and in some cases remarkably high. In only two cases was unrelated guardianship found to be really unsatisfactory, and as a result of recommendations the patients were removed to other care. The circumstances of one such case suggest that it would be an advantage if a Local Authority placing a patient under guardianship in another area would before doing so communicate with the Public Assistance Officer of that area, who from personal knowledge can often give valuable information as to the suitability of the prospective guardian. This is often done, but it would be an advantage if it were always done. In such cases, also, it is satisfactory if the Local Authority concerned can arrange with the Public Assistance Officer of the area to pay one of the Statutory visits, or, in any case, to visit the patient once a year and record his visit. This also is sometimes done and would be of the greatest value as a regular practice, as it secures more direct supervision of the patient by one with knowledge of the local conditions who can continue to keep the case under personal observation and can communicate with the Local Authority concerned should the need arise.

The patience shown by unrelated guardians towards old patients who have been with them for years is striking. Guardians are often unwilling to part with them even when they could have younger and more useful patients instead. One guardian of 78, referring to her patient, who is now over 80 and very frail, and who has been with her for 30 years, said, "I don't know what I'd do without her. She's my companion and friend."

The shortage of accommodation for defectives in Institutions is a serious



problem. Low-grade cases are often devotedly cared for at home for years, and when the guardian, usually the mother, finds the burden too heavy in addition to the cares of the house and family, it is impossible to relieve her by arranging for Institutional care. Guardians are often unable to appreciate the difficulty of the position, and some feel a sense of grievance on learning that a vacancy must be awaited and that it may be a long time before one occurs. The difficulty of obtaining accommodation for higher grade cases who would benefit by Institutional training is equally acute.

In addition to the ordinary visitation and to the visitation of patients on Probation and licence from Institutions, and of patients whose affairs are under *Curators bonis* appointed by the Court, several special visits were paid in different parts of the country, reports and recommendations being required on special cases of various kinds. These often provided interesting problems, the investigation and assessment of the different points of which were not always simple.

I must acknowledge the helpfulness and co-operation of Medical Officers and Public Assistance Officers which I have greatly valued. Considering their many other duties, their knowledge of and keen interest in the patients under their care are often remarkable.

Dr. J. McLauchlan Johnston, who entered upon his duties as Deputy Commissioner on 25th May 1936, writes :—

One's conception of the rationale of treating certified cases of Insanity and Mental Deficiency exclusively in the wards of an Institution becomes radically modified when one makes a tour of visitation of the boarded-out cases throughout Scotland. Such a tour takes one into the cities and towns, into the surrounding country districts, and into hamlets and crofts in the remote Highlands and Islands. In the homes where these patients are placed one can find in some the refinements of taste and elegance, and in others the simplicity of the unadorned, wholesome life of the peasant, but in all with the rarest exception is found the common denominator of kindness, compassion, and understanding. Only one case of alleged ill-treatment was reported to me; the patient in question was transferred immediately, and was later visited and found to be most happily placed amid very congenial surroundings.

A feature of the boarding-out system, which rehabilitation engenders, is the renewal of hope, especially in the minds of those patients who have spent a considerable time in Mental Hospitals or in Institutions for mental defectives. Above all, they take their share in the normal routine of workaday family and social life, their horizon is widened and brightened, and there is an awakening and cultivation of the social attributes of life, an appreciation of its pleasures and privileges, and a realisation of its responsibilities. Many patients have their own banking accounts; many belong to social and recreational clubs and organisations and training centres; a few have enlisted in the Territorials; the majority attend church regularly, and are members of the local library, and frequently enjoy dances, concerts and the cinema; many find pleasure in their hobbies—art, needlework, raffia-work, rug-making, keeping pets, and various other activities; not a few enjoy the privilege of an annual holiday spent within their own family circle.

A further step in the rehabilitation of selected high-grade mental defectives and recoverable cases of insanity from the Mental Hospitals is to place them on a period of probation which extends usually from three to twelve months. Clinically, it might be argued that a mental defective is always a mental defective, and that to adopt the course of discharging such is to defeat the ends which certification and boarding out were intended to serve, but this is not necessarily so. The case of a young man now aged thirty is in point :—



He was certified at the age of 14 on a charge associated with a young girl. In his whole history that is the only isolated episode in his record of delinquency. He was sent to an Institution until the age of 16, and was then boarded out at home. He worked regularly on a nearby farm. By special arrangement with the local Public Assistance Officer he was employed some miles away from his home as a farm hand and allowed to stay in the bothy. For a whole year he lived thus, earning 26s. weekly, frequently cycling home to visit his people. On examination there was no doubt regarding his mental retardation, but the criteria on which his discharge was based were a due regard to his reaction to training, his steady development along the normal lines as a social unit, and his ultimate capacity for looking after his own affairs. Hitherto a helping hand has guided him along the road, and even now in emergency that is not wanting, for he is domiciled near his home, and has many contacts with people interested in his welfare.

What I have said in favour of the boarding-out system for Mental Defectives applies to those adults and adolescents who do not require a rigid institutional regimen. In my opinion far too few of these patients in their childhood received the training from which they might have benefited in after years. Where circumstances are straitened and the family numerous there is neither the time nor the means to train and develop a defective child. It is true that in the towns special schools are provided, but so many defective children in the country suffer from their lack. Sufficient institutional accommodation is not provided in some counties, others possess none at all. Many such young people are sent to the wards of a Poor Law Institution, where they merely stagnate, not from the fault of the staff but for want of equipment and a properly trained personnel. There is a dearth also of the Farm Colony type of Institution, especially for able-bodied mental defectives in later adolescence. There is still inadequate provision for those of dangerous, violent, or vicious propensities who have been dealt with and certified in the courts; for them, specialised care and supervision in a central State Institution is essential; the indiscriminate mixing of such delinquent cases with suggestible defectives is morally and ethically wrong—one such can leaven the others.

In conclusion, I would like to put on record my appreciation of a courteous and zealous body of workers, the Public Assistance Officers. Their help, particularly in connection with care-problem cases is invaluable. With their first-hand experience they acquire, to such a degree, a knowledge of the patients in their care and insight into the circumstances surrounding and governing them, that when any point is at issue the judgment of the Public Assistance Officer can generally be accepted as the sound one and acted upon accordingly.

Dr. Francis Sutherland reports :—

The area allocated to me, including, as it did, the City of Edinburgh, and the Counties of Midlothian, West Lothian, Stirling, Dumbarton, Renfrew, Clackmannan, Kinross, Perth, Banff, and the Western Isles districts of the Counties of Inverness and of Ross and Cromarty, was one representative of very widely differing aspects—industrial, agricultural, fishing, and crofting—of the social and economic life of Scotland; and of correspondingly varied conditions in the way of environment.

Broadly speaking, the majority of the patients who were visited by the writer were found to be comfortably accommodated in cleanly and well-ordered dwellings, and to be supervised by guardians (whether related or



unrelated to them) conscious of their responsibilities, and capably discharging them. Although it will be realised that in the matter of such provision and care the gradations in quality and efficiency are as numerous as the personalities by whom they are extended, it is possible to affirm that in general it was only in a very small minority of cases that at least a tolerable standard was not attained.

Favourable reference might be made to the cases of two feeble-minded young men who are accommodated in a Specially Licensed House on a small farm, and who are favoured by a guardianship which is keenly interested and experienced. This guardian informed me that as the services which were rendered by these patients were of definite value to him, he remunerated them, but only in nominal amounts and never the same amount. He felt that it was only right that they should receive some reward for their labours, but no less essential that such reward should not even appear to be of the nature of a wage, through which, he thought, the door would become widely opened to discontent and ultimately to departure, with unforeseeable consequences for them, and possibly also for others.

The clothing supplied to rate-aided patients was generally found to be satisfactory in quantity and quality, and most Public Assistance Authorities appear ready to recognise the fact that such patients who may be engaged in rough farm work are thereby entitled to more liberal allowances in the way of apparel than others who are not so employed. Among the former, however, I have seen a few with sacking tied round their legs, which material, being absorbent, readily becomes saturated with mud and with manure. A pair of leather leggings should therefore be considered as an indispensable part of the clothing necessary for them.

Regarding the Specially Licensed Houses which I have visited, the provision and care which is extended in these was generally found to be on a very satisfactory and, in some cases, on a particularly praiseworthy standard. Only exceptionally was it necessary to direct the attention of a guardian to the fact that the placing of a patient therein was designed primarily for the welfare of the latter, and not to provide the former with free labour. On the whole, the best results of this form of boarding out were to be observed in those houses in which not more than two patients were accommodated. If three or four have frequently been found to be satisfactorily provided for in others, it has also been found that such provision is associated with long experience, or, alternatively, with the existence of special capacity on the part of the guardians. In connection with long-established houses it has often been gratifying to note that even although the former guardians of these are no longer living, their descendants, thanks to the training and experience which they have gained, are discharging their duties with no less regard for the comfort and the happiness of their patients than was displayed by their predecessors.

Among all the cases visited, in only two was deception found to have been practised. In one of these the patient was removed to other care. In the other, as no material hardship was involved for the patient, I did not find it necessary to recommend such action.

Concerning the placing of patients in Poorhouses without Lunatic Wards, it is in my opinion only exceptionally that this course of action is justified by its results. I am acquainted with a small Poorhouse where these, owing to the limited size of the establishment, and not less to the personalities of



its Governor and Matron, have so far been successful. In larger establishments, however, too often the mentally defective patients are a source of endless trouble and anxiety to the administrators of institutions which neither in respect of their construction nor of their staffing are properly equipped for that purpose. In no way can the ordinary Poorhouse be regarded as a satisfactory substitute for the Certified Institution.

To this subject is intimately related that of the continuing lack of adequate institutional accommodation for defectives who, for reasons either physical or mental, are unsuitable for care in private dwellings or in ordinary Poorhouses—and which may be named as one of the most pressing needs in any well co-ordinated scheme for the care and control of mental deficiency. In the course of my duties I have encountered numerous instances in which, through the shortage of beds in the few existing institutions, all of them with waiting lists, defectives have had to be left exposed to risks and to dangers of many kinds, and their guardians labouring under difficulties and anxieties which they are unfitted to bear. That nearly quarter of a century after the passing of the Mental Deficiency and Lunacy (Scotland) Act, so many Local Authorities have failed to make, or to join with others in making, sufficient provision for defectives requiring institutional treatment, is a regrettable circumstance which the exceptional history of the period in some measure accounts for, but does not entirely explain.

The Statutory visitation of cases by district medical officers is a duty which, as a rule, has been conscientiously carried out. The instances in which it has been otherwise have been confined to a few areas, and in these the Public Assistance authorities have readily given their aid in a successful endeavour to effect an improvement. Concerning such visitation by District Public Assistance Officers, it is only exceptionally that this obligation has been neglected; and in any such cases these authorities have been no less willing to take appropriate action with a view to ensuring that the regulations are followed.

It has been my special endeavour personally to meet and to confer with the Chief Public Assistance Officers concerning all special cases, and any other matters affecting the welfare of the mentally disordered and defective in private dwellings under their administrative charge. In this regard I desire to record my sincere appreciation of the interest which they have invariably exhibited in such problems, and my grateful acknowledgment of the assistance which they have so willingly rendered.

Last, but by no means least, I have to make no less deserving recognition of the services which have been rendered by the district Medical Officers concerned, and of the care and the attention which have almost universally been given by them to the cases under their professional supervision and care.

#### VII.—EXPENDITURE BY LOCAL AUTHORITIES ON PAUPER LUNATICS.

According to returns furnished by Local Authorities expenditure on pauper lunatics for the year ended 15th May 1936 was as follows:—

On pauper lunatics who were under care for longer or shorter periods during the year in asylums, lunatic wards of poorhouses, and private dwellings, and for other expenses connected with them, a total sum of £943,616 was paid; of which £810,785 was for maintenance in Royal and District Asylums,



£69,198 was for maintenance in Greenock Parochial Asylum and in lunatic wards of poorhouses, £42,353 was for maintenance in private dwellings, and £21,280 was for certification, transport, and other expenses. Of this expenditure, £50,108 was repaid by relatives and others. Contributions amounting to £115,703 were formerly made from the Local Taxation Account, in terms of Section 22 of the Local Government (Scotland) Act, 1889, and of Section 2 of the Education and Local Taxation Account (Scotland) Act, 1892. These contributions are now merged in the general Exchequer Contributions to Local Revenues payable under the Local Government (Scotland) Act, 1929.

The average charges for pauper lunatics are as follow :—

	Weekly per head.
In Royal Asylums . . . . .	22s. 4d.
In District Asylums . . . . .	17s. 11d.
In Lunatic Wards of Poorhouses . . . . .	16s. 1d.
In Private Dwellings . . . . .	13s. 7d.

#### VIII.—DANGEROUS LUNATICS.

The following statement shows the number of persons sent to asylums as dangerous lunatics in each of the ten years 1927–36, at the instance of the Procurator Fiscal, under the provisions of the 15th Section 25 and 26 Vict. cap. 54 :—

1927 . . . . . 8	1932 . . . . . 3
1928 . . . . . 2	1933 . . . . . 2
1929 . . . . . 2	1934 . . . . . 10
1930 . . . . . 0	1935 . . . . . 31
1931 . . . . . 0	1936 . . . . . 3

#### IX.—REMOVALS TO OTHER COUNTRIES.

During 1936, 4 pauper lunatics were removed from Asylums in Scotland as having no settlement in that country. Of these patients, 2 were sent to England and 2 to Ireland.

#### X.—LUNATICS UNDER JUDICIAL FACTORS.

At the end of December 1936 there were 1572 persons reported to us by the Accountant of the Court of Session as under judicial factory in consequence of mental unfitness for the management of their affairs. This number is exclusive of some cases in which the means of the wards have been



exhausted, though the factory has not been formally discharged by the Court.

These persons were disposed of in the following way :—

1199 were in asylums in Scotland ;

285 were in private dwellings in Scotland under the care either of relatives or of unrelated guardians ; and

88 were resident either in asylums or private dwellings beyond the direct jurisdiction of the Board.

All patients resident in Scotland whose estates are under the management of judicial factors were visited by our officers during the year, except some whose position and circumstances were otherwise satisfactorily known, and in whose cases visitation was thought undesirable.

#### XI.—THE NUMBER AND DISTRIBUTION OF MENTAL DEFECTIVES AT 1st JANUARY 1937.

The number and distribution of certified mental defectives on the Register of the Board at 1st January 1937 were as follows :—

	Private.			Rate-Aided.			Totals.		
	M.	F.	T.	M.	F.	T.	M.	F.	T.
in Certified Institutions . . .	85	49	134	1,527	1,416	2,943	1,612	1,465	3,077
in Private Dwellings . . .	3	...	3	746	721	1,467	749	721	1,470
in the State Institution . . .	...	...	...	...	...	...	15	2	17
TOTALS . . .	88	49	137	2,273	2,137	4,410	2,376	2,188	4,564

The following are general results during 1936 as compared with 1935 in regard to registered mental defectives :—

There was a total increase of 150, due to an increase of private patients by 9, an increase of rate-aided patients by 140 and an increase of 1 patient in the State Institution.

The total increase of 150 arose from an increase of the number in institutions by 120 and an increase of the number in private dwellings by 30.

The increase of 120 in institutions arose from an increase of 9 private patients, an increase of 110 rate-aided patients and an increase of 1 patient in the State Institution.

The increase of 30 in private dwellings arose from an increase of 30 rate-aided patients.



## XII.—STATISTICS OF CERTIFIED INSTITUTIONS FOR MENTAL DEFECTIVES.

(SEE TABLES ON PAGES 41 TO 44 OF APPENDIX TO REPORT.)

### *Admissions.*

The total number of patients admitted to Certified Institutions during 1936 was 652, which is 395 more than in the previous year.

Of the 652 patients admitted, 23 were private patients and 629 were rate-aided patients, as compared with 12 and 245 in the previous year.

### *Discharges.*

During 1936 there was an increase of 358 in the number of discharges from institutions, the total number discharged being 455, of which 4 were private patients, as compared with 3 in 1935.

### *Deaths.*

The number of deaths during the year was 78—an increase of 16 as compared with the number for the previous year.

The recorded main and contributory causes of death were as follows :—

Diseases of the heart and blood vessels . . . . .	29
Pneumonia and other pulmonary diseases . . . . .	29
Epilepsy and convulsions . . . . .	22
General paralysis and other diseases of the brain . . . . .	13
Diseases of the alimentary, glandular, and genito-urinary systems . . . . .	7
Abscess, septicæmia . . . . .	7
Atrophy and debility . . . . .	5
Tuberculosis . . . . .	4
Influenza . . . . .	3
Cancer, carcinoma, sarcoma, malignant diseases (excluding malignant diseases of the brain) . . . . .	2
Dysentery, diarrhoea, and infective enteritis . . . . .	1
Exhaustion from acute mental affections . . . . .	1
Diseases of the spinal cord and nervous systems . . . . .	1

### *Removals from Institutions on Licence.*

During the year many patients are allowed home from institutions for a holiday in the summer at the discretion of the Medical Superintendent. In addition to those so liberated, 35 patients were allowed to leave the institutions with the sanction of the Board on periods of licence varying from 3 months to 12 months in order to test their fitness for discharge to their



homes. Of that number 9 were ultimately discharged from the Registers, 2 were returned to the institution, 1 was placed under guardianship in a private dwelling, and 23 were still absent on licence at the end of the year.

### *Escapes from Institutions.*

The whole number of escapes during 1936 was 37. Of these, 22 were brought back to the institution, 10 were discharged, and 5 were still absent at the end of the year.

## XIII.—PROVISION OF INSTITUTIONAL ACCOMMODATION FOR RATE-AIDED MENTAL DEFECTIVES.

Under Section 26 of the Mental Deficiency and Lunacy (Scotland) Act, 1913, a Local Authority is empowered and it is their duty, subject to the provisions of the Act and to Regulations made by the Board, with the approval of the Secretary of State, to provide suitable and sufficient accommodation for defectives when sent to Certified Institutions, whether by Orders under the Act or without Orders but with the consent of parents or guardians. It is also provided under Section 30 (1) of the Act that a Local Authority may make such provision either singly or in combination with any other Local Authority by the establishment or building of an institution or by contracting with the Managers of any existing Certified Institution for Defectives.

Where a Local Authority undertakes the care of adult defectives and of educable juvenile defectives under one system of management, they are required to provide for the accommodation of the educable juvenile defectives separate and distinct from the adult defectives. They are also required to provide special accommodation, class-rooms, workshops and all other means ordinarily used for the education and training of such defectives.

All institutions for the accommodation of mental defectives are visited twice in each year by Medical Commissioners who make a record of each visit in the appropriate Register which is kept at each institution for the purpose. The reports by the Medical Commissioners of their inspection of the institutions during the past year have, as usual, been presented to and considered by the Board, and a copy of each report is preserved for reference at the Offices of the Board.

The following institutions do not belong to Local Authorities, but receive rate-aided patients by arrangement :—

The Bridge of Weir Certified Institution receives a number of high-grade mental defectives suffering from epilepsy.

The Royal Scottish National Institution at Larbert receives defectives of all classes from all over Scotland. At this institution a colony for adults was recently opened with the resulting increase in the accommodation from 500 to 750, and the Directors have in contemplation the erection of several additional blocks, including blocks to accommodate low-grade cases.

St. Charles' Institution at Carstairs, Lanarkshire, and the St. Joseph's Institution at Whitehill, Rosewell, Midlothian, receive juvenile mental defectives of the Roman Catholic faith from the area of the Archdiocese of Glasgow and from the East of Scotland respectively. The former is licensed for 140 and the latter for 210 patients. Further extensions at the latter are in contemplation.



Waverley Park Certified Institution at Kirkintilloch provides for educable mentally defective girls who for various reasons cannot be suitably educated in special schools, and for whom accordingly education and care in a residential institution are essential.

The following indicates the provision which has been made by Local Authorities :—

The Baldovan Institution at Dundee was formerly a private charitable institution under a Board of Directors, but in 1925 its administration was handed over to a number of Local Authorities, and it now serves a Combination consisting of the Aberdeen, Angus, Kincardine and Perth and Kinross County Councils and the Arbroath and Perth Town Councils. This institution provides accommodation for juvenile mental defectives only.

Certain negotiations have taken place during the year with the object of endeavouring to arrange for extensions at the Institution by the provision of an Adult Colony and for the reservation by Agreement of a number of beds for Dundee City patients.

The Argyll County Council have entered into an Agreement with the Directors of the Royal Scottish National Institution at Larbert for the reservation of 10 beds at that Institution for Argyllshire cases.

The Ayr County Council and the Ayr and Kilmarnock Town Councils have a combined institution for juvenile mental defectives at Dunlop House, near Kilmarnock. This institution was opened in 1933, and the Combination are at present considering the provision of a school and workshops and also an extension of the institution to include accommodation for a number of adult mental defectives—a step which will help to relieve the congestion at their District Asylum.

The Edinburgh Town Council have provided accommodation for their mental defectives, both adult and juvenile, at the Gogarburn Institution, Midlothian. This institution is licensed for 502 patients, and further extensions are necessary.

The Glasgow Town Council have provided for their adult mental defectives at the Lennox Castle Certified Institution which was opened in 1936 and which provides accommodation for 1200 adult mental defectives. All the patients have been transferred thereto from the Stoneyetts Certified Institution and from the licensed wards at Falkirk Poorhouse. A number of defectives are also accommodated at the Caldwell House Certified Institution.

The Lanark County Council and the Airdrie, Coatbridge, Hamilton, Motherwell and Wishaw, and Rutherglen Town Councils have provided accommodation for their juvenile mental defectives at the Birkwood Certified Institution, Lesmahagow, and they are at present erecting an extension at Hartwoodhill for the accommodation of adult mental defectives, a step which will relieve the congestion at their District Asylum.

The East Lothian County Council have completed an Agreement with the Directors of the Royal Scottish National Institution at Larbert for the reservation of 10 beds at that Institution for East Lothian County cases.

The Paisley Town Council have made provision for their juvenile mental



defectives at the Broadfield Certified Institution, Port Glasgow. By an arrangement of districts under the Local Government (Scotland) Act, 1929, the Glasgow Town Council and the Renfrew County Council have at present an interest in this institution.

The County Councils of Stirling, Dumbarton, West Lothian, and Clackmannan, and the Town Councils of Stirling, Falkirk, Dunbarton, and Clydebank have as a Combination entered into an agreement with the Directors of the Royal Scottish National Institution at Larbert for the accommodation in that Institution of 150 juvenile mental defectives from these areas for a period of 5 years from Whitsunday 1934, subject to a provision that the amount of reserved accommodation may at any time during the period of 5 years be increased to 200 or reduced to not less than 100, and also subject to the further provision that the number of helpless or low-grade cases received from these areas shall not at any time exceed 10% of the whole number of juvenile defectives receivable into the Institution under the agreement.

So far no definite provision has been made by any of the other Local Authorities in Scotland for the institutional accommodation of their mental defectives.

#### XIV.—DEFECTIVES UNDER GUARDIANSHIP.

During the year ended 31st December 1936, 112 aided mental defectives were certified and placed under guardianship (including 25 dealt with by judicial order, and 3 by order of the Secretary of State for Scotland), 52 aided patients were discharged from guardianship, and 30 aided patients died. The following table shows the class and sex of the defectives certified during the year :—

Adults.		Children.		Total.
M.	F.	M.	F.	
43	53	8	8	112

Extracts from reports relating to the visitation of Mental Defectives under guardianship will be found on pages xxix-xxxv.

#### XV.—EXPENDITURE ON AIDED MENTAL DEFECTIVES.

The expenditure by Local Authorities on aided mental defectives for the year ending 15th May 1936 was as follows :—

For maintenance of and provision of accommodation for certified aided defectives who were under care for longer or shorter periods during the year in Certified Institutions and under guardianship, and for other expenses connected with them, a total sum of £264,106 was expended, of which £215,737 was paid in respect of patients in Certified Institutions, £42,137 in respect of patients in private dwellings, and £6232 was for certification, transport, and other expenses. Of this expenditure £5695 was recovered from private sources. As from 16th May 1930, contributions from Treasury funds, payable in terms of Section 37 of the Mental Deficiency and Lunacy



(Scotland) Act, 1913, were discontinued by the Local Government (Scotland) Act, 1929, and the Exchequer contribution towards the expenses of Local Authorities in respect of mental deficiency is now merged in the General Exchequer contributions to Local Revenues payable under that Act.

We have the honour to be,

SIR,

Your most obedient humble servants,

GEORGE MORTON, *Chairman.*

G. N. DOUGLAS-HAMILTON.

HUGH ROSE.

AIDAN G. W. THOMSON.

KATE FRASER.

J. A. W. STONE *Secretary.*

EDINBURGH, 19th March 1937.



**B. The Numbers of Private, Pauper, and Criminal Lunatics, distinguishing between the sexes, and the different modes of disposal of Private and Pauper Lunatics.**

B

1. YEARS.	2. Population of Scotland estimated at the middle of the year.	3. Total Registered Lunatics at 1st January.	4. Number of Registered Lunatics per 100,000 of Population.	5. Total Registered Pauper Lunatics at 1st January.	6. Number of Private Lunatics.						7. Number of Pauper Lunatics.						8. Number of Lunatics in Criminal Lunatic Department.†		
					In Asylums.			In Private Dwellings.			In Asylums and Lunatic Wards of Poorhouses.			In Private Dwellings.			M.	F.	T.
					M.	F.	T.	M.	F.	T.	M.	F.	T.	M.	F.	T.			
1926 . . .	4,903,300	18,421	377	15,445	1592	1299	2891	31	54	85	6842	6912	13,754	745	946	1691	67	4	71
1927 . . .	4,894,700	18,467	377	15,532	1564	1291	2855	28	52	80	6919	6975	13,894	723	915	1638	63	5	68
1928 . . .	4,888,700	18,589	380	15,667	1535	1315	2850	24	48	72	7047	7025	14,072	698	897	1595	64	6	70
1929 . . .	4,896,600	18,916	387	15,977	1543	1328	2871	23	45	68	7245	7178	14,423	679	875	1554	66	7	73
1930 . . .	4,879,700	18,942	387	16,012	1540	1319	2859	25	46	71	7362	7184	14,546	655	811	1466	69	7	76
Average of the 5 Years	...	18,667	382	15,727	1555	1310	2865	26	49	75	7083	7055	14,138	700	839	1589	66	6	72
1931 . . .	4,842,554	19,127	392	16,213	1521	1322	2843	22	49	71	7455	7352	14,807	633	773	1406	66	7	73
1932 . . .	4,880,000	19,366	400	16,492	1497	1307	2804	23	47	70	7623	7508	15,131	623	738	1361	60	6	66
1933 . . .	4,916,000	19,302	396	16,500	1476	1257	2733	23	46	69	7663	7519	15,182	595	723	1318	63	6	69
1934 . . .	4,934,000	19,422	395	16,630	1457	1272	2729	22	41	63	7813	7527	15,340	599	691	1290	70	7	77
1935 . . .	4,955,500	19,562	396	16,785	1432	1283	2715	20	42	62	7910	7626	15,536	588	661	1249	82	4	86
Average of the 5 Years	...	19,356	396	16,524	1477	1288	2765	22	45	67	7693	7506	15,199	608	717	1325	68	6	74
1936 . . .	4,971,200	19,610	396	16,882	1396	1270	2666	18	44	62	8012	7675	15,687	562	633	1195	80	7	87
1937 . . .	...	19,505	392	16,814	1375	1256	2631	17	43	60	8032	7641	15,673	533	608	1141	84	7	91

\* A small number of certified lunatics, inmates of certified institutions, are not included in this Table.

† The number of Lunatics is taken at the 1st January of each year. The calculations are made on the Population of the previous year—e.g. the calculations for 1937 are made on the Population for 1936—the Population being that of the middle of the year, as estimated by the Registrar-General.

‡ Not registered Lunatics.







ANNEXA.—TABLE III

The Numbers of Private and Pauper Lunatics resident in Royal, District, Private, and Parochial Asylums, and in Lunatic Wards of Poorhouses, on 31st December of each year from 1925 to 1936; the Numbers thereinto Admitted; the Numbers therefrom Discharged Recovered and Not Recovered; the Numbers transferred from one establishment to another; and the Numbers that Died therein in each of the said years.

YEARS.	Number Resident at 31st December.				Number Admitted during Year (including Transfers).				Number Discharged during Year.								Number Transferred during Year.				Number of Deaths during Year.			
	Private.		Pauper.		Private.		Pauper.		Recovered.				* Not Recovered.				Private.		Pauper.		Private.		Pauper.	
	M.	F.	M.	F.	M.	F.	M.	F.	M.	F.	M.	F.	M.	F.	M.	F.	M.	F.	M.	F.	M.	F.	M.	F.
1925 . . .	1592	1299	6842	6912	225	292	1491	1433	106	95	416	535	101	73	239	273	27	9	122	103	117	126	629	554
1926 . . .	1564	1291	6919	6975	186	292	1382	1393	96	89	455	514	67	104	201	237	19	19	75	105	113	109	587	577
1927 . . .	1535	1315	7047	7025	199	295	1490	1446	75	83	483	478	76	77	239	317	18	7	104	133	114	127	603	585
1928 . . .	1543	1328	7245	7178	209	307	1568	1493	95	85	436	510	60	83	278	233	11	18	135	104	89	123	613	600
1929 . . .	1540	1319	7362	7184	202	306	1514	1448	78	80	438	531	57	89	249	246	13	18	127	139	122	168	658	643
Average of 5 Years	1555	1310	7083	7055	204	298	1489	1443	90	86	446	514	72	85	241	261	18	14	113	117	111	131	618	592
1930 . . .	1521	1322	7455	7352	186	302	1456	1391	90	96	448	483	59	88	255	203	22	16	139	102	87	123	629	529
1931 . . .	1497	1307	7623	7508	174	278	1415	1362	67	83	385	419	63	85	245	214	12	15	131	103	88	119	597	579
1932 . . .	1476	1257	7663	7519	187	233	1261	1339	77	90	408	448	61	70	231	268	10	14	101	114	89	129	563	606
1933 . . .	1457	1272	7813	7527	208	258	1411	1339	63	77	426	497	58	68	277	248	16	19	178	141	103	97	561	587
1934 . . .	1432	1283	7910	7626	188	268	1222	1224	72	67	415	414	57	78	170	180	13	12	91	116	82	115	542	528
Average of 5 Years	1477	1288	7693	7506	189	268	1353	1331	74	83	416	452	60	78	236	223	15	15	128	115	90	117	578	566
1935 . . .	1396	1270	8012	7675	175	269	1260	1219	56	85	422	411	58	89	197	169	11	8	104	106	105	121	531	577
1936 . . .	1375	1256	8032	7641	190	319	1142	1101	67	81	398	444	37	79	157	156	8	9	91	80	109	157	565	551

\* Including Patients transferred from one establishment to another.



## APPENDIX.—TABLE IV.

The Results of Treatment in different classes of Establishments for each Year from 1925 to 1936.

(a) *Royal and District Asylums.*

ROYAL AND DISTRICT ASYLUMS.	Average Number Resident.			Admissions (including Transfers).			Recoveries.			Discharges not Recovered (including Transfers).			Deaths.			Proportion of Admissions per cent. on Number Resident.			Proportion of Recoveries per cent. on Admissions.			Proportion of Deaths per cent. on Number Resident.		
	M.	F.	T.	M.	F.	T.	M.	F.	T.	M.	F.	T.	M.	F.	T.	M.	F.	T.	M.	F.	T.	M.	F.	T.
Year 1925.	7804.5	7517.0	15321.5	1651	1671	3322	508	622	1130	321	331	652	707	646	1353	21.2	22.2	21.7	30.8	37.2	34.0	9.1	8.6	8.8
" 1926.	7888.5	7675.0	15563.5	1526	1623	3149	541	589	1130	257	329	586	675	661	1336	19.3	21.1	20.2	35.5	36.3	35.9	8.6	8.6	8.6
" 1927.	7956.5	7723.0	15679.5	1615	1661	3276	544	550	1094	295	370	665	693	685	1378	20.3	21.5	20.9	33.7	33.1	33.4	8.7	8.9	8.8
" 1928.	8097.0	7844.0	15941.0	1701	1741	3442	517	579	1096	314	300	614	672	680	1352	21.0	22.2	21.6	30.4	33.1	31.8	8.3	8.7	8.5
" 1929.	8246.0	7926.5	16172.5	1640	1668	3308	505	595	1100	286	316	602	749	774	1523	19.9	21.0	20.5	30.8	35.7	33.3	9.1	9.8	9.4
Average of 5 Years	7998.5	7737.1	15735.6	1626	1673	3299	523	587	1110	295	329	624	699	689	1388	20.3	21.6	21.0	32.1	35.1	33.6	8.7	8.9	8.8
Year 1930.	8333.5	8013.0	16346.5	1569	1648	3217	522	567	1089	288	267	555	684	624	1308	18.8	20.6	19.7	33.3	34.4	33.9	8.2	7.8	8.0
" 1931.	8447.5	8175.5	16623.0	1522	1588	3110	440	491	931	278	285	563	651	677	1328	18.0	19.4	18.7	28.9	30.9	29.9	7.7	8.3	8.0
" 1932.	8530.5	8217.0	16747.5	1384	1488	2872	468	522	990	277	320	597	626	698	1324	16.2	18.1	17.1	33.8	35.1	34.5	7.3	8.5	7.9
" 1933.	8577.0	8188.0	16765.0	1499	1504	3003	471	561	1032	314	295	609	634	654	1288	17.5	18.4	17.9	31.4	37.3	34.4	7.4	8.0	7.7
" 1934.	8652.5	8213.5	16866.0	1352	1385	2737	471	461	932	208	247	455	602	620	1222	15.6	16.9	16.2	34.8	33.3	34.1	7.0	7.5	7.2
Average of 5 Years	8508.2	8161.4	16669.6	1465	1523	2988	474	521	995	273	283	556	639	655	1294	17.2	18.7	17.9	32.4	34.1	33.3	7.5	8.0	7.8
Year 1935.	8713.5	8255.5	16969.0	1352	1415	2767	459	485	944	234	240	474	608	663	1271	15.5	17.1	16.3	33.9	34.3	34.1	7.0	8.0	7.5
" 1936.	8743.0	8242.0	16985.0	1272	1354	2626	456	515	971	172	224	396	636	669	1305	14.6	16.4	15.5	35.8	38.0	37.0	7.3	8.1	7.7



APPENDIX.—TABLE IV.—*continued.*

The Results of Treatment in different classes of Establishments for each Year from 1925 to 1936.

(b) *Private Asylums.*

PRIVATE ASYLUMS.	Average Number Resident.			Admissions (including Transfers).			Recoveries.			Discharges not Recovered (including Transfers).			Deaths.			Proportion of Admissions per cent. on Number Resident.			Proportion of Recoveries per cent. on Admissions.			Proportion of Deaths per cent. on Number Resident.		
	M.	F.	T.	M.	F.	T.	M.	F.	T.	M.	F.	T.	M.	F.	T.	M.	F.	T.	M.	F.	T.	M.	F.	T.
Year 1925 .	18.0	28.5	46.5	...	3	3	3	1	4	...	3	3	1	2	3	...	10.5	6.5	...	33.3	133.3	5.6	7.0	6.5
" 1926 .	15.5	29.5	45.0	2	9	11	...	...	...	...	3	3	3	3	4	12.9	30.5	24.4	...	...	19.4	3.4	8.9	
" 1927 .	14.0	31.0	45.0	1	2	3	1	...	1	2	1	3	...	3	3	7.1	6.5	6.7	...	33.3	...	...	9.7	6.7
" 1928 .	14.0	28.5	42.5	5	3	8	...	2	2	2	2	2	1	4	5	35.7	10.5	18.8	...	66.7	7.1	14.0	11.8	
" 1929 .	14.0	29.5	43.5	1	9	10	...	...	...	...	...	...	3	4	7	7.1	30.5	23.0	...	...	21.4	13.6	16.1	
Average of 5 Years }	15.1	29.4	44.5	2	5	7	1	...	1	1	1	2	1	3	4	13.2	17.0	15.7	50.0	20.0	13.2	10.2	9.0	
Year 1930 .	13.5	30.5	44.0	2	6	8	1	1	2	...	5	5	...	3	3	14.8	19.7	18.2	50.0	16.7	...	...	9.8	6.8
" 1931 .	12.5	29.0	41.5	2	6	8	...	1	1	3	3	6	2	2	4	16.0	20.7	19.3	...	16.7	16.0	6.9	9.6	
" 1932 .	10.5	28.0	38.5	2	12	14	...	1	1	...	5	5	3	8	11	19.0	42.9	36.4	...	8.3	28.6	28.6	28.6	
" 1933 .	10.0	28.0	38.0	2	6	8	1	...	1	...	2	2	1	2	3	20.0	21.4	21.1	50.0	...	10.0	7.1	7.9	
" 1934 .	10.5	28.5	39.0	3	9	12	...	2	2	2	5	7	...	3	3	28.6	31.6	30.8	...	22.2	...	10.5	7.7	
Average of 5 Years }	11.4	28.8	40.2	2	8	10	...	1	1	1	4	5	1	4	5	17.5	27.8	24.9	...	12.5	8.8	13.9	12.4	
Year 1935 .	10.5	27.5	38.0	3	4	7	1	3	4	2	...	2	1	2	3	28.6	14.5	18.4	33.3	75.0	9.5	7.3	7.9	
" 1936 .	10.0	27.0	37.0	4	5	9	2	...	2	1	1	2	1	4	5	40.0	18.5	24.3	50.0	...	10.0	14.8	13.5	



APPENDIX.—TABLE IV.—*continued.*  
 The Results of Treatment in different classes of Establishments for each Year from 1925 to 1936.  
 (c) *Parochial Asylum.*  
*(Lunatic Wards of Poorhouse with Unrestricted Licence.)*

PAROCHIAL ASYLUM.	Average Number Resident.			Admissions (including Transfers).			Recoveries.			Discharges not Recovered (including Transfers).			Deaths.			Proportion of Admissions per cent. on Number Resident.			Proportion of Recoveries per cent. on Admissions.			Proportion of Deaths per cent. on Number Resident.		
	M.	F.	T.	M.	F.	T.	M.	F.	T.	M.	F.	T.	M.	F.	T.	M.	F.	T.	M.	F.	T.	M.	F.	T.
Year 1925 .	121.5	102.5	224.0	24	19	43	10	7	17	2	1	3	11	6	17	19.8	18.5	19.2	41.7	36.8	39.5	9.1	5.9	7.6
" 1926 .	121.5	105.5	227.0	15	20	35	8	14	22	2	1	3	6	4	10	12.3	19.0	15.4	53.3	70.0	62.9	4.9	3.8	4.4
" 1927 .	126.0	109.0	235.0	35	27	62	12	10	22	3	4	7	10	7	17	27.8	24.8	26.4	34.3	37.0	35.5	7.9	6.4	7.2
" 1928 .	129.5	112.5	242.0	23	23	46	13	12	25	4	...	4	9	10	19	17.8	20.4	19.0	56.5	52.2	54.3	6.9	8.9	7.9
" 1929 .	133.0	114.0	247.0	32	26	58	10	16	26	3	3	6	9	5	14	24.1	22.8	23.5	31.3	61.5	44.8	6.8	4.4	5.7
Average of 5 Years }	126.3	108.7	235.0	26	23	49	10	12	22	3	2	5	9	6	15	20.6	21.2	20.9	42.3	52.2	44.9	7.1	5.5	6.4
Year 1930 .	138.0	113.0	251.0	31	16	47	12	11	23	5	1	6	14	8	22	22.5	14.2	18.7	38.7	68.8	48.9	10.1	7.1	8.8
" 1931 .	138.5	111.5	250.0	31	18	49	10	9	19	9	2	11	11	6	17	22.4	16.1	19.6	32.3	50.0	38.8	7.9	5.4	6.8
" 1932 .	139.0	113.0	252.0	28	29	57	16	15	31	3	2	5	9	10	19	20.1	25.7	22.6	57.1	51.7	54.4	6.5	8.8	7.5
" 1933 .	141.0	111.5	252.5	31	19	50	13	12	25	3	2	5	11	10	21	22.0	17.0	19.8	41.9	63.2	50.0	7.8	9.0	8.3
" 1934 .	145.5	112.0	257.5	25	26	51	13	15	28	2	...	2	5	5	10	17.2	23.2	19.8	52.0	57.7	54.9	3.4	4.5	3.9
Average of 5 Years }	140.4	112.2	252.6	29	22	51	13	12	25	5	1	6	10	8	18	20.7	19.6	20.2	44.8	54.5	49.0	7.1	7.1	7.1
Year 1935 .	151.0	114.0	265.0	34	13	47	14	6	20	7	1	8	7	8	15	22.5	11.4	17.7	41.2	46.2	42.6	4.6	7.0	5.7
" 1936 .	152.0	113.5	265.5	20	18	38	7	10	17	1	1	2	16	6	22	13.2	15.9	14.3	35.0	55.6	44.7	10.5	5.3	8.3



## APPENDIX.—TABLE IV.—continued.

The Results of Treatment in different classes of Establishments for each Year from 1925 to 1936.  
(d) *Lunatic Wards of Poorhouses with Restricted Licences.*

LUNATIC WARDS OF POORHOUSES.	Average Number Resident.			Admissions (including Transfers).			Recoveries.			Discharges not Recovered (including Transfers).			Deaths.			Proportion of Admissions per cent. on Number Resident.			Proportion of Recoveries per cent. on Admissions.			Proportion of Deaths per cent. on Number Resident.		
	M.	F.	T.	M.	F.	T.	M.	F.	T.	M.	F.	T.	M.	F.	T.	M.	F.	T.	M.	F.	T.	M.	F.	T.
Year 1925 .	437.0	428.5	865.5	41	32	73	1	...	1	17	11	28	27	26	53	9.4	7.5	8.4	2.4	...	1.4	6.2	6.1	6.1
" 1926 .	433.0	428.5	861.5	25	33	58	2	...	2	9	8	17	16	20	36	5.8	7.7	6.7	8.0	...	3.4	3.7	4.7	4.2
" 1927 .	436.0	438.0	874.0	38	51	89	1	1	2	15	19	34	14	17	31	8.7	11.6	10.2	2.6	2.0	2.2	3.2	3.9	3.5
" 1928 .	444.5	438.0	882.5	48	33	81	1	2	3	18	16	34	20	29	49	10.8	7.5	9.2	2.1	6.1	3.7	4.5	6.6	5.6
" 1929 .	452.0	434.5	886.5	43	51	94	1	...	1	17	16	33	19	28	47	9.5	11.7	10.6	2.3	...	1.1	4.2	6.4	5.3
Average of 5 Years	440.5	433.5	874.0	39	40	79	1	1	2	15	14	29	19	24	43	8.9	9.2	9.0	2.6	2.5	2.5	4.3	5.5	4.9
Year 1930 .	454.0	432.0	886.0	40	23	63	3	...	3	21	18	39	18	17	35	8.8	5.3	7.1	7.5	...	4.8	4.0	3.9	4.0
" 1931 .	449.5	428.5	878.0	34	28	62	2	1	3	18	9	27	21	13	34	7.6	6.5	7.1	5.9	3.6	4.8	4.7	3.0	3.9
" 1932 .	449.5	437.5	887.0	34	43	77	1	...	1	12	11	23	14	19	33	7.6	9.8	8.7	2.9	...	1.3	3.1	4.3	3.7
" 1933 .	476.5	460.0	936.5	87	68	155	4	1	5	18	17	35	18	18	36	18.3	14.8	16.6	4.6	1.5	3.2	3.8	3.9	3.8
" 1934 .	497.5	500.0	997.5	30	72	102	3	3	6	15	6	21	17	15	32	6.0	14.4	10.2	10.0	4.2	5.9	3.4	3.0	3.2
Average of 5 Years	465.4	451.6	917.0	45	47	92	3	1	4	17	12	29	18	16	34	9.7	10.4	10.0	6.7	2.1	4.3	3.9	3.5	3.7
Year 1935 .	500.0	530.0	1030.0	46	56	102	4	2	6	12	17	29	20	25	45	9.2	10.6	9.9	8.7	3.6	5.9	4.0	4.7	4.4
" 1936 .	502.5	538.5	1041.0	36	43	79	...	...	...	20	9	29	21	29	50	7.2	8.0	7.6	...	...	...	4.2	5.4	4.8



APPENDIX.—TABLE IV.—*continued.*  
 (e) *The Statistics of Pauper Lunatics in Private Dwellings for each Year from 1925 to 1936.*

YEARS.	Admitted to Roll of Patients in Private Dwellings.						Ceased to be Patients in Private Dwellings.						Died.			On Roll at 31st December of each year.			Percentage of Recoveries on Admissions.			Percentage of Deaths on the Numbers at 31st December of each year.		
	Intimated by Inspectors of Poor.			Transferred from Asylums.			Total.			Recovered.			Removed from Roll by Friends.			Transferred to Asylum.			M.	F.	T.	M.	F.	T.
	M.	F.	T.	M.	F.	T.	M.	F.	T.	M.	F.	T.	M.	F.	T.	M.	F.	T.						
During 1925	13	20	36	57	49	77	126	8	15	34	47	81	25	32	57	745	946	1691	10	4	6	3·4	3·4	3·4
" 1926	13	18	22	41	35	59	94	4	10	30	39	69	20	36	56	723	915	1638	11	8	10	2·8	3·9	3·4
" 1927	5	6	38	47	43	53	96	1	3	37	29	66	22	33	55	698	897	1595	2	11	7	3·2	3·7	3·5
" 1928	12	15	26	49	38	64	102	3	4	35	46	81	16	33	49	679	875	1554	8	5	6	2·4	3·8	3·2
" 1929	6	7	34	26	40	33	73	2	5	31	47	78	26	40	66	655	811	1466	5	15	10	4·0	4·9	4·5
Average of 5 Years	10	13	31	44	41	57	98	3	6	33	42	75	22	35	57	700	889	1589	7	7	7	3·1	3·9	3·6
During 1930	6	6	29	30	35	36	71	4	3	30	41	71	18	26	44	633	773	1406	14	11	13	2·8	3·4	3·1
" 1931	3	4	35	34	38	38	76	1	3	27	28	55	15	32	47	623	738	1361	13	26	20	2·4	4·3	3·5
" 1932	3	4	19	46	22	50	72	2	3	30	28	58	17	29	46	595	723	1318	9	10	10	2·9	4·0	3·5
" 1933	4	5	42	39	46	44	90	6	4	23	36	59	9	30	39	599	691	1290	13	14	13	1·5	4·3	3·0
" 1934	2	3	24	20	26	23	49	4	3	18	31	49	13	15	28	588	661	1249	15	17	16	2·2	2·3	2·2
Average of 5 Years	4	4	30	34	33	38	72	4	3	25	33	58	14	27	41	608	717	1325	12	16	14	2·3	3·6	3·1
During 1935	3	1	22	20	25	21	46	5	3	1	25	54	16	21	37	562	633	1195	20	14	17	2·8	3·3	3·1
" 1936	1	4	19	20	20	24	44	5	5	29	20	49	12	21	33	533	608	1141	25	21	23	2·3	3·5	2·9



the numbers of Private and Pauper Lunatics and the numbers of Private and Rate-aided Voluntary Boarders of each Sex in each Royal and District Asylum, Private Asylum, Parochial Asylum, and Licensed Poorhouse in Scotland on 1st January 1937, and the accommodation in these establishments.

ASYLUM.	Where Situated.	Name of Superintendent.	Number of Certified Patients.										Number of Voluntary Boarders.				Total No. Patients.	Number of Beds for Patients.		
			Private.			Pauper.			Total.				Private.		Rate-Aided.					
			M.	F.	T.	M.	F.	T.	M.	F.	T.	M.	F.	T.	M.	F.	T.			
Aberdeen Royal Mental Hosp.	Aberdeen	Dr. R. Dods Brown.	139	162	301	252	274	526	391	436	827	19	25	457	565	1022				
Crichton Royal Institution.	Dumfries.	Dr. C. C. Easterbrook	152	199	351	170	163	333	322	362	684	129	146	735	698	1433				
Dundee Royal	Dundee	Miss M. E. Whyte.	11	21	32	...	...	...	11	21	32	5	10	27	44	71				
Royal Edinburgh Hospital for Mental Disorders	Edinburgh	Dr. D. K. Henderson	198	273	471	81	87	168	279	360	639	84	130	398	503	901				
Glasgow Royal Mental Hosp.	Glasgow	Dr. A. MacNiven	164	190	354	18	21	39	182	211	393	49	104	240	326	566				
Montrose Royal	Montrose.	Dr. C. J. Shaw	92	96	188	296	323	619	388	419	807	23	26	420	449	869				
Murray's Royal.	Perth	Dr. W. D. Chambers	53	69	122	...	...	...	53	69	122	37	57	130	140	270				
Aberdeen District	Kingscote, New Machar	Dr. J. S. Annandale	28	...	28	354	305	659	382	305	687	...	...	411	384	795				
Argyll District	Lochgilphead	Dr. D. Ross	34	19	53	250	248	498	284	267	551	4	3	298	289	587				
Ayr District	Ayr	Dr. G. D. M'Rae	37	31	68	324	277	601	361	308	669	...	8	363	318	681				
Banff District	Ladybridge	Dr. G. M. Bell	6	2	8	100	93	193	106	95	201	1	...	121	100	221				
Dundee District.	Dundee	Dr. W. T. Mackenzie	20	...	20	295	304	599	315	304	619	...	1	...	305	620				
East Lothian District.	Haddington	Miss J. M. Stevenson	7	6	13	106	109	215	113	115	228	2	2	115	126	241				
Edinburgh District	Bangour, W. Lothian	Dr. W. M'Alister	12	10	22	435	496	931	447	506	953	1	57	526	554	1080				
Fife District	Cupar, Fife	Dr. W. Boyd	35	19	54	424	417	841	459	436	895	1	2	476	488	964				
Glasgow District	Gartloch, Gartcosh	Dr. A. M. Dryden	27	...	27	448	403	851	475	403	878	...	...	475	403	878				
Glasgow District	Woodilee, Lenzie	Dr. J. R. B. Robb	40	...	40	616	572	1188	656	572	1228	...	...	688	613	1301				
Govan District	Crookston, Cardonald, Glasgow.	Dr. J. H. MacDonald	44	4	48	455	382	837	499	386	885	...	...	499	386	885				
Inverness District	Inverness	Dr. W. M'William	32	...	32	382	378	760	414	378	792	...	...	446	402	848				
Kirkcaldy	Bothwell.	Dr. N. T. Kerr	16	...	16	115	97	212	131	97	228	...	...	145	116	261				
Inverness District	Hartwood	Dr. N. T. Kerr	60	46	106	797	598	1395	857	644	1501	11	6	893	710	1603				
Midlothian District	Rosewell	Dr. J. H. C. Orr	19	6	25	177	175	352	196	181	377	...	...	391	203	198				
Moray (or Elgin) District	Elgin	Miss A. A. Kinloch	8	7	15	73	95	168	81	102	183	...	...	81	112	193				
Paisley District.	Riccartbar, Paisley.	Dr. Mary Knight	25	24	49	154	117	271	179	141	320	3	4	200	150	350				
Perth District	Murthly	Dr. A. A. Bell.	15	6	21	193	219	412	208	225	433	...	...	217	245	462				
Renfrew District	Dykebar, Paisley	Dr. R. D. Hotchkiss	14	...	14	191	198	389	205	198	403	...	...	206	202	408				
Roxburgh District	Meirrose	Dr. P. Steele	17	22	39	155	193	348	172	215	387	2	6	221	228	449				
Stirling District.	Larbert	Dr. J. A. Jenkins	52	17	69	529	442	971	581	459	1040	3	4	599	488	1087				
Totals in Royal and District Asylums			1357	1229	2586	7390	6986	14,376	8747	8215	16,962	374	535	9905	9542	19,447				



APPENDIX.—TABLE V.—*continued.*

The numbers of Private and Pauper Lunatics and the numbers of Private and Rate-aided Voluntary Boarders of each Sex in each Royal and District Asylum, Private Asylum, Parochial Asylum, and Licensed Poorhouse in Scotland on 1st January 1937, and the accommodation in these establishments.

ASYLUM.	Where Situated.	Name of Superintendent.	Number of Certified Patients.										Number of Voluntary Boarders.						Total No. of Patients.	Number of Beds for Patients.		
			Private.			Pauper.			Total.				Private.		Rate-Aided.		Total.					
			M.	F.	T.	M.	F.	T.	M.	F.	T.	M.	F.	T.	M.	F.		T.	M.	F.	T.	
		Brought forward	1357	1229	2586	7390	6986	14,376	8747	8215	16,962	374	535	180	193	180	1282	9905	9542	19,447		
New Saughton Hall Private.	Polton	Dr. W. M'C. Harrowes	10	23	33	...	...	...	10	23	33	19	13	...	...	...	32	32	39	71		
St. Andrews Private	Hawick	Sister Mary Magdalen	...	4	4	...	...	...	...	4	4	...	13	...	...	...	13	...	18	18		
Totals in Private Asylums			10	27	37	...	...	...	10	27	37	19	26	...	...	45	82	32	57	89		
Greenock Parochial (Lunatic Wards with Unrestricted Licence).	Greenock	Mr. G. Gibson	7	...	7	143	114	257	150	114	264	...	...	...	...	...	264	163	114	277		
Buchan Poorhouse	New Maud	Mr. H. MacPhail	...	...	...	25	22	47	25	22	47	...	...	...	...	...	47	26	26	52		
Cunninghame Poorhouse	Irvine	Mr. A. M. Gillespie	...	...	...	43	30	73	43	30	73	...	...	...	...	...	73	49	50	99		
Dumbarton Poorhouse	Dumbarton	Mr. J. A. Logan	...	...	...	30	24	54	30	24	54	...	...	...	...	...	54	30	30	60		
Dundee (East) Poorhouse	Dundee	Mr. P. S. Langlands	...	...	...	48	48	96	48	48	96	...	...	...	...	...	96	50	50	100		
Govan Poorhouse	Glasgow	Dr. A. D. Briggs	1	...	1	154	220	374	155	220	375	...	...	...	...	...	375	160	229	389		
Inveresk Poorhouse	Musselburgh	Mr. J. Thom	...	...	...	13	15	28	13	15	28	...	...	...	...	...	28	16	16	32		
Kincardine Poorhouse	Stonehaven	Mr. J. Hall	...	...	...	21	20	41	21	20	41	...	...	...	...	...	41	21	21	42		
Lewis Poorhouse	Stornoway	Mr. R. H. Drummond	...	...	...	17	14	31	17	14	31	...	...	...	...	...	31	19	16	35		
Lindlithgow Poorhouse	Lindlithgow	Mr. D. R. Beattie	...	...	...	18	15	33	18	15	33	...	...	...	...	...	33	18	18	36		
Long Island Poorhouse	Lochmaddy	Mr. A. Buchanan	...	...	...	22	11	33	22	11	33	...	...	...	...	...	33	26	15	41		
Old Monkland Poorhouse	Coatbridge	Mr. J. M. Bayne	...	...	...	24	22	46	24	22	46	...	...	...	...	...	46	25	25	50		
Paisley Poorhouse	Paisley	Mr. H. Black	...	...	...	45	53	98	45	53	98	...	...	...	...	...	98	54	66	120		
Perth Poorhouse	Perth	Mr. J. R. Hutcheon	...	...	...	20	32	52	20	32	52	...	...	...	...	...	52	20	32	52		
Wigtown Poorhouse	Stranraer	Mr. R. Hutchison	...	...	...	19	15	34	19	15	34	...	...	...	...	...	34	21	16	37		
Totals in Poorhouses with Restricted Licences			1	...	1	499	541	1040	500	541	1041	...	...	...	...	...	1041	535	610	1145		
GENERAL TOTALS			1375	1256	2631	8032	7641	15,673	9407	8897	18,304	393	561	193	180	1327	19,631	10,635	10,323	20,958		



the number of pauper lunatics chargeable to each Lunacy District who were resident in Establishments or in Private Dwellings respectively, on 1st January of each Year from 1926 to 1937.

(Inmates of Schools for Imbeciles are not included in this Table.)

LUNACY DISTRICTS AND POPULATIONS FOR 1931.		SCOTLAND. 4,842,980		ABERDEEN COUNTY. 145,601		ABERDEEN CITY. 167,258		ANGUS COUNTY. 76,970		ARBOATH BURGH. 17,635		KIN- CARDINE COUNTY. 27,442		ARGYLL COUNTY. 63,050		AYR COUNTY. 210,334		AYR BURGH. 36,783		KIL- MARNOCK BURGH. 38,100		BANFF COUNTY. 54,907	
Places in which the Patients were resident.		Estab- lish- ments.	Private Dwellings.	Estab.	Priv.	Estab.	Priv.	Estab.	Priv.	Estab.	Priv.	Estab.	Priv.	Estab.	Priv.	Estab.	Priv.	Estab.	Priv.	Estab.	Priv.	Estab.	Priv.
Year 1926 . . . . .		13,754	1691	581	47	579	38	395	33	309	35	599	33	599	33	194	34	194	34	194	34	194	34
" 1927 . . . . .		13,894	1638	573	46	595	37	378	30	307	33	599	33	599	33	203	32	203	32	203	32	203	32
" 1928 . . . . .		14,072	1595	558	45	610	38	393	29	302	30	617	31	617	31	197	32	197	32	197	32	197	32
" 1929 . . . . .		14,423	1554	557	44	633	37	398	30	320	28	620	30	620	30	207	25	207	25	207	25	207	25
" 1930 . . . . .		14,546	1466	550	44	652	35	391	28	306	28	617	29	617	29	199	24	199	24	199	24	199	24
Absolute Annual Average of five years . . . . .		14,137.8	1588.8	563.8	45.2	613.8	37.0	391.0	30.0	308.8	30.8	610.4	31.2	610.4	31.2	200.0	29.4	200.0	29.4	200.0	29.4	200.0	29.4
Annual Average per 100,000 of Population (calculated on the Populations of 1921)		290	32	368	29	386	23	294	23	402	40	204	10	204	10	349	51	349	51	349	51	349	51
Year 1931 . . . . .		14,807	1406	586	42	644	33	69	6	299	29	479	25	479	25	192	23	192	23	192	23	192	23
" 1932 . . . . .		15,131	1361	600	37	670	31	69	5	314	25	473	24	473	24	195	23	195	23	195	23	195	23
" 1933 . . . . .		15,182	1318	608	43	633	31	67	5	309	24	480	23	480	23	195	21	195	21	195	21	195	21
" 1934 . . . . .		15,340	1290	602	46	643	27	63	6	308	23	489	21	489	21	187	18	187	18	187	18	187	18
" 1935 . . . . .		15,536	1249	593	44	647	27	64	7	301	21	494	19	494	19	193	20	193	20	193	20	193	20
Absolute Annual Average of five years . . . . .		15,199.2	1324.8	597.8	42.2	647.2	29.8	66.4	5.4	306.2	24.4	483.0	22.4	483.0	22.4	192.4	19.4	192.4	19.4	192.4	19.4	192.4	19.4
Annual Average per 100,000 of Population (calculated on the Populations of 1931)		314	27	411	29	387	18	377	31	355	39	230	11	230	11	350	38	350	38	350	38	350	38
Year 1936 . . . . .		15,687	1195	585	45	663	26	68	7	291	21	502	18	502	18	203	20	203	20	203	20	203	20
" 1937 . . . . .		15,673	1141	584	42	659	24	75	5	287	23	485	17	485	17	196	22	196	22	196	22	196	22

NOTE.—All the figures in this Table for the years 1926-30 are in respect of the Lunacy Districts which existed up to 15th May 1930. For 1931, and subsequent years the figures are shown in respect of each of the Counties and large Burghs which, under the Local Government (Scotland) Act, 1929, became the administrative areas for Lunacy and Mental Deficiency. The grouping in the Table has been retained as nearly as possible in accordance with the old arrangement, for the purpose of comparison, but in certain cases the former Lunacy District was not exactly coterminous with the new area.







The Number of Pauper Lunatics chargeable to each Lunacy District, who were resident in Establishments or in Private Dwellings respectively, on 1st January of each Year from 1926 to 1937.

(Inmates of Schools for Imbeciles are not included in this Table.)

LUNACY DISTRICTS AND POPULATIONS FOR 1931.	GLASGOW BURGH.		INVERNESS COUNTY.		INVERNESS BURGH.		ROSS COUNTY.		SUTHER- LAND COUNTY.		LANARK COUNTY.		AIRDRIE BURGH.		COAT- BRIDGE BURGH.		HAMILTON BURGH.		MOTHER- WELL AND WISHAW BURGH.		RUTHER- GLEN BURGH.	
	Estab.	Priv. Dwelling.	Estab.	Priv. Dwelling.	Estab.	Priv. Dwelling.	Estab.	Priv. Dwelling.	Estab.	Priv. Dwelling.	Estab.	Priv. Dwelling.	Estab.	Priv. Dwelling.	Estab.	Priv. Dwelling.	Estab.	Priv. Dwelling.	Estab.	Priv. Dwelling.	Estab.	Priv. Dwelling.
Year 1926 . . . . .	3243	396	758	308	758	308	758	308	758	308	758	308	758	308	758	308	758	308	758	308	758	308
" 1927 . . . . .	3279	400	771	296	771	296	771	296	771	296	771	296	771	296	771	296	771	296	771	296	771	296
" 1928 . . . . .	3354	380	777	285	777	285	777	285	777	285	777	285	777	285	777	285	777	285	777	285	777	285
" 1929 . . . . .	3464	354	796	279	796	279	796	279	796	279	796	279	796	279	796	279	796	279	796	279	796	279
" 1930 . . . . .	3497	354	805	263	805	263	805	263	805	263	805	263	805	263	805	263	805	263	805	263	805	263
Absolute Annual Average of five years . . . . .	3367.4	370.8	781.4	286.2	781.4	286.2	781.4	286.2	781.4	286.2	781.4	286.2	781.4	286.2	781.4	286.2	781.4	286.2	781.4	286.2	781.4	286.2
Annual Average per 100,000 of Population (calculated on the Populations of 1921)	321	35	434	159	434	159	434	159	434	159	434	159	434	159	434	159	434	159	434	159	434	159
Year 1931 . . . . .	3753	315	927	23	927	23	927	23	927	23	927	23	927	23	927	23	927	23	927	23	927	23
" 1932 . . . . .	3780	311	927	26	927	26	927	26	927	26	927	26	927	26	927	26	927	26	927	26	927	26
" 1933 . . . . .	3805	307	927	24	927	24	927	24	927	24	927	24	927	24	927	24	927	24	927	24	927	24
" 1934 . . . . .	3871	306	927	22	927	22	927	22	927	22	927	22	927	22	927	22	927	22	927	22	927	22
" 1935 . . . . .	3932	304	927	21	927	21	927	21	927	21	927	21	927	21	927	21	927	21	927	21	927	21
Absolute Annual Average of five years . . . . .	3828.2	308.6	927.4	23.2	927.4	23.2	927.4	23.2	927.4	23.2	927.4	23.2	927.4	23.2	927.4	23.2	927.4	23.2	927.4	23.2	927.4	23.2
Annual Average per 100,000 of Population (calculated on the Populations of 1931)	352	28	499	103	499	103	499	103	499	103	499	103	499	103	499	103	499	103	499	103	499	103
Year 1936 . . . . .	3956	289	927	21	927	21	927	21	927	21	927	21	927	21	927	21	927	21	927	21	927	21
" 1937 . . . . .	3923	270	927	21	927	21	927	21	927	21	927	21	927	21	927	21	927	21	927	21	927	21

See footnote on page 11.

† The figure for the years 1926-30 include the County of Nairn which, for Lunacy purposes, is now a Joint County with Morayshire (Q.V.).



APPENDIX.—TABLE VI.—*continued.*

The Number of Pauper Lunatics chargeable to each Lunacy District, who were resident in Establishments or in Private Dwellings respectively, on 1st January of each Year from 1926 to 1937.

(Inmates of Schools for Imbeciles are not included in this Table.)

LUNACY DISTRICTS AND POPULATIONS FOR 1931.	MID- LOTHIAN COUNTY.		PEEBLES COUNTY.		MORAY & NAIRN COUNTY.		ORKNEY COUNTY.		PAISLEY BURGH.		PERTH & KINROSS COUNTY.		PERTH BURGH.		RENFREW COUNTY.		GREENOCK BURGH.		PORT- GLASGOW BURGH.	
	Estab.	Priv.	Estab.	Priv.	Estab.	Priv.	Estab.	Priv.	Estab.	Priv.	Estab.	Priv.	Estab.	Priv.	Estab.	Priv.	Estab.	Priv.	Estab.	Priv.
Year 1926 . . . . .	281	27	47	1	183	34	77	19	276	26	346	15	95	1	219	9	246	7	56	8
" 1927 . . . . .	260	27	47	1	184	35	77	13	231	16	356	14	101	1	233	9	247	13	57	8
" 1928 . . . . .	263	26	45	1	193	33	81	13	228	16	355	14	100	1	235	9	247	12	60	8
" 1929 . . . . .	264	27	42	1	203	31	79	13	228	13	355	14	98	1	245	9	246	11	57	7
" 1930 . . . . .	272	27	43	1	194	26	90	12	239	13	357	14	101	1	250	9	258	10	61	6
" 1935 . . . . .	238	20	43	1	194	26	90	12	239	13	357	14	101	1	250	9	258	10	61	6
Absolute Annual Average of five years . . . . .	263.0	26.8	44.8	1.0	191.4	32.4	79.2	12.8	230.6	15.6	353.8	14.2	99.0	1.0	236.4	9.0	248.8	10.6	58.2	7.4
Annual Average per 100,000 of Population (calculated on the Populations of 1921)	266	27	298	7	390	66	309	66	258	20	379	15	234	3	228	9	315	13	207	38
Year 1931 . . . . .	223	26	47	1	183*	37	69	13	227	20	346	15	95	1	219	9	246	7	56	8
" 1932 . . . . .	223	24	47	1	184	35	77	13	231	16	356	14	101	1	233	9	247	13	57	8
" 1933 . . . . .	229	22	45	1	193	33	81	13	228	16	355	14	100	1	235	9	247	12	60	8
" 1934 . . . . .	229	22	42	1	203	31	79	13	228	13	355	14	98	1	245	9	246	11	57	7
" 1935 . . . . .	238	20	43	1	194	26	90	12	239	13	357	14	101	1	250	9	258	10	61	6
Absolute Annual Average of five years . . . . .	228.4	22.8	44.8	1.0	191.4	32.4	79.2	12.8	230.6	15.6	353.8	14.2	99.0	1.0	236.4	9.0	248.8	10.6	58.2	7.4
Annual Average per 100,000 of Population (calculated on the Populations of 1931)	262	26	298	7	390	66	359	58	267	18	379	15	234	3	228	9	315	13	207	38
Year 1936 . . . . .	239	18	44	1	198	25	82	12	242	13	346	14	105	1	259	8	262	12	62	6
" 1937 . . . . .	246	15	46	...	202	24	83	12	244	12	344	15	109	1	256	7	260	11	59	6

\* See footnote to Inverness County.

† See footnote to Fife County.



## APPENDIX.—TABLE VI.—continued.

The Number of Pauper Lunatics chargeable to each Lunacy District, who were resident in Establishments or in Private Dwellings respectively, on 1st January of each Year from 1926 to 1937.

(Inmates of Schools for Imbeciles are not included in this Table.)

LUNACY DISTRICTS AND POPULATIONS FOR 1931.	BERWICK COUNTY.		ROXBURGH COUNTY.		SELKIRK COUNTY.		STIRLING COUNTY.		WEST LOTHIAN COUNTY.		DUNBARTON COUNTY.		CLACK- MANNAN COUNTY.		STIRLING BURGH.		FAIRFAX BURGH.		CLYDEBANK BURGH.		DUNBARTON BURGH.		ZETLAND COUNTY.	
	Estab.	Priv.	Estab.	Priv.	Estab.	Priv.	Estab.	Priv.	Estab.	Priv.	Estab.	Priv.	Estab.	Priv.	Estab.	Priv.	Estab.	Priv.	Estab.	Priv.	Estab.	Priv.	Estab.	Priv.
Year 1926 . . . . .	97	15	166	4	74	2	239	15	166	13	210	10	75	6	60	4	97	2	122	12	66	5	74	25
" 1927 . . . . .	100	14	172	4	65	2	235	11	169	14	229	10	77	6	66	3	95	2	120	14	65	4	78	25
" 1928 . . . . .	100	14	174	2	66	1	228	10	196	12	223	10	83	6	72	3	99	2	117	15	74	5	75	23
" 1929 . . . . .	100	14	177	2	68	1	222	11	193	15	232	10	76	6	66	3	98	2	123	15	72	5	84	23
" 1930 . . . . .	101	13	182	2	63	1	226	11	203	14	230	10	79	6	57	4	92	2	121	13	71	5	73	22
Absolute Annual Average of five years . . . . .	99.6	14.0	174.2	2.8	67.2	1.4	230.0	11.6	185.4	13.6	224.8	10.0	78.0	6.0	64.2	3.4	96.2	2.0	120.6	13.8	69.6	4.8	76.8	23.6
Annual Average per 100,000 of Population (calculated on the Populations of 1931)	374	53	380	6	297	6	214	11	228	17	284	13	244	19	284	15	263	5	257	29	323	22	301	92
Year 1931 . . . . .	95	13	181	1	68	1	242	10	201	15	225	10	72	8	62	4	88	2	131	12	72	3	90	14
" 1932 . . . . .	102	14	170	1	68	1	247	9	200	15	221	11	77	8	56	3	89	2	122	11	71	2	89	15

See footnote on page 11.



## APPENDIX.—TABLE VII.

The Number of Pauper Lunatics of each Sex chargeable to each County and Large Burgh in Scotland on 1st January 1937, and the manner of their disposal.

COUNTIES.	Population in 1931.	Number of Pauper Lunatics at 1st January 1937.	DISPOSAL OF PAUPER LUNATICS.												Totals in Counties . . .			
			In Establishments.			In Private Dwellings and under sanction of the Board.			With Relatives and alone.			With Strangers.						
			In Asylums and in Wards of Poorhouse with Unrestricted Licence.			In Wards of Poor-houses with Restricted Licences.			M.			F.						
			M.	F.	T.	M.	F.	T.	M.	F.	T.	M.	F.	T.				
1. Aberdeen	145,601	294	332	626	253	279	532	26	26	52	4	3	7	11	11	20	31	1
2. Angus	76,970	119	132	251	106	122	228	8	4	12	9	9	1	4	2	5	7	2
3. Argyll	63,050	158	152	310	143	144	287	29	20	49	8	8	3	12	6	5	11	3
4. Ayr	210,334	282	220	502	243	193	436	1	1	2	1	1	8	15	7	2	2	4
5. Banff	54,907	112	106	218	101	93	194	...	...	...	3	3	5	11	7	4	11	5
6. Berwick	26,612	56	60	116	49	53	102	...	...	...	...	...	...	8	4	2	6	6
7. Bute	18,823	25	34	59	25	32	57	...	...	...	...	...	...	...	...	2	2	2
8. Caithness	25,656	62	69	131	54	57	111	...	1	1	5	5	9	14	3	2	5	8
9. Clackmannan	31,948	43	42	85	40	37	77	...	...	...	2	2	1	4	1	3	4	4
10. Dumfries	58,252	67	72	139	65	68	133	...	...	...	17	19	1	3	...	3	3	3
11. Dunbarton	79,246	112	120	232	89	96	185	...	...	...	36	4	...	5	...	1	6	11
12. East Lothian	47,338	69	71	140	66	65	131	...	1	3	...	...	...	1	2	2	4	12
13. Fife	197,436	304	314	618	286	290	576	...	22	11	33	29	11	22	7	13	20	13
14. Inverness	59,525	210	185	395	138	131	269	...	9	10	19	...	...	51	21	21	42	14
15. Kincardine	27,442	52	59	111	43	46	89	...	...	...	...	...	...	1	...	2	2	15
16. Kirkcudbright	30,341	48	38	86	46	35	81	...	...	...	...	...	...	...	1	3	4	16
17. Lanark	300,847	479	403	882	469	393	862	...	1	2	3	3	4	7	6	4	10	17
18. Midlothian	87,286	138	123	261	131	109	240	...	2	4	6	3	8	11	2	2	4	18
19. Moray and Nairn	49,100	104	122	226	89	113	202	...	...	...	...	4	4	8	11	5	16	19
20. Orkney	22,077	45	50	95	42	41	83	...	...	...	...	1	1	2	2	2	4	20
21. Peebles	15,051	24	22	46	24	22	46	...	...	...	...	...	...	...	...	...	...	21
22. Perth and Kinross	93,440	165	194	359	155	185	340	...	1	3	4	2	5	7	7	8	...	22
23. Renfrew	103,611	133	130	263	116	117	233	...	12	11	23	1	...	1	4	1	6	23
24. Ross	62,799	210	207	417	146	147	293	...	17	14	31	37	39	76	10	7	17	24
25. Roxburgh	45,788	78	93	171	77	93	170	...	...	...	...	1	...	1	...	...	...	25
26. Selkirk	22,608	29	40	69	29	39	68	...	...	...	...	...	...	...	...	...	...	26
27. Stirling	107,288	145	111	256	140	107	247	...	...	...	...	1	2	3	4	2	6	27
28. Sutherland	16,101	42	46	88	41	37	78	...	...	...	...	1	6	7	...	3	3	28
29. West Lothian	81,431	114	101	215	90	84	174	...	15	11	26	2	1	3	7	5	12	29
30. Wigtown	29,331	42	49	91	31	34	65	...	6	13	19	2	2	4	3	...	3	30
31. Zetland	21,421	45	59	104	39	50	89	...	...	...	...	6	9	15	...	...	...	31
Totals in Counties . . .	2,211,660	3806	3756	7562	3366	3312	6678	167	153	320	145	170	315	128	121	249		



## APPENDIX.—TABLE VII.—continued.

The Number of Pauper Lunatics of each Sex chargeable to each County and Large Burgh in Scotland on 1st January 1937, and the manner of their disposal.

LARGE BURGHS.	Population in 1931.	Number of Pauper Lunatics at 1st January 1937.	DISPOSAL OF PAUPER LUNATICS.											
			In Establishments.			In Private Dwellings and under sanction of the Board.								
			In Asylums and in Wards of Poorhouse with Unrestricted Licence.			In Wards of Poor-houses with Restricted Licences.			With Relatives and alone.			With Strangers.		
			M.	F.	T.	M.	F.	T.	M.	F.	T.	M.	F.	T.
1. Aberdeen	167,258	371	312	683	354	304	658	1	1	1	1	15	3	18
2. Airdrie	25,954	54	41	95	52	36	88	1	1	1	2	...	2	3
3. Arbroath	17,635	41	39	80	41	34	75	...	...	...	...	...	...	...
4. Ayr	36,783	50	45	95	45	44	89	...	...	...	...	...	...	...
5. Clydebank	46,922	84	49	133	54	38	92	...	...	...	...	...	...	...
6. Coatbridge	43,066	83	57	140	61	37	98	...	...	...	...	...	...	...
7. Dumbarton	21,546	50	23	73	38	20	58	...	...	...	...	...	...	...
8. Dumfries	22,795	30	29	59	28	28	56	...	...	...	...	...	...	...
9. Dundee	175,585	349	388	737	297	311	608	...	...	...	...	...	...	...
10. Dunfermline	35,058	45	50	95	42	47	89	...	...	...	...	...	...	...
11. Edinburgh	439,010	561	671	1,232	482	552	1,034	...	...	...	...	...	...	...
12. Falkirk	36,566	50	41	91	46	40	86	...	...	...	...	...	...	...
13. Glasgow	1,088,461	2,146	2,047	4,193	1,864	1,684	3,548	...	...	...	...	...	...	...
14. Greenock	78,949	156	115	271	145	115	260	...	...	...	...	...	...	...
15. Hamilton	37,862	76	53	129	73	49	122	...	...	...	...	...	...	...
16. Inverness	22,583	44	56	100	35	44	79	...	...	...	...	...	...	...
17. Kilmarnock	38,100	41	44	85	36	34	70	...	...	...	...	...	...	...
18. Kircaldy	43,874	97	71	168	89	64	153	...	...	...	...	...	...	...
19. Motherwell and Wishaw	64,710	138	80	218	137	77	214	...	...	...	...	...	...	...
20. Paisley	86,445	129	127	256	89	74	174	...	...	...	...	...	...	...
21. Perth	34,807	53	57	110	52	53	105	...	...	...	...	...	...	...
22. Port Glasgow	19,581	32	33	65	29	30	59	...	...	...	...	...	...	...
23. Rutherglen	25,157	47	38	85	47	37	84	...	...	...	...	...	...	...
24. Stirling	22,593	32	27	59	31	25	56	...	...	...	...	...	...	...
Totals in Large Burghs	2,631,320	4,759	4,493	9,252	4,167	3,788	7,955	332	388	720	40	220	262	482
Totals in Counties (Brought forward)	2,211,660	3,806	3,756	7,562	3,366	3,312	6,678	167	153	320	145	128	121	249
GENERAL TOTALS	4,842,980	8,565	8,249	16,814	7,533	7,100	14,633	499	541	1,040	185	348	383	731



## APPENDIX.—TABLE VIII.

The manner in which the Pauper Lunatics chargeable to each County and Large Burgh, placed on the Register of the Board during 1936, were dealt with, and the changes that have taken place during the year in respect of those on the Register on 1st January of that year.

COUNTIES.	Number of Pauper Lunatics at 1st January 1936.		Number Intimated during the year.	ESTABLISHMENT PATIENTS.*										"BOARDED-OUT" PATIENTS.			
	In Estab-lishments.			"Boarded-Out" in Private Dwellings.		Placed in Establishments.		Discharged from Establishments.				Patients Intimated during 1936.	Transferred from Estab-lishments.	Removed from Jurisdiction of Board.		Died.	
								Recovered.		Removed from Poor Roll or Jurisdiction of Board.							
								M.	F.	M.	F.						M.
1. Aberdeen	278	307	19	26	M. 38	F. 41	M. 12	F. 22	M. 4	F. 2	M. 21	F. 16	M. 3	F. 1			
2. Angus	116	119	5	7	M. 19	F. 27	M. 3	F. 6	M. 1	F. 1	M. 17	F. 11	M. 3	F. 1			
3. Argyll	148	143	14	7	M. 16	F. 9	M. 6	F. 3	M. 3	F. 1	M. 12	F. 5	M. 3	F. 1			
4. Ayr	280	222	10	8	M. 44	F. 41	M. 13	F. 16	M. 3	F. 1	M. 37	F. 32	M. 4	F. 3			
5. Banff	106	97	9	11	M. 12	F. 12	M. 5	F. 8	M. 3	F. 1	M. 10	F. 6	M. 4	F. 3			
6. Berwick	44	51	7	6	M. 11	F. 7	M. 1	F. 3	M. 3	F. 1	M. 4	F. 3	M. 3	F. 1			
7. Bute	24	34	...	...	M. 3	F. 4	M. 4	F. 2	M. 1	F. 1	M. 1	F. 3	M. 3	F. 1			
8. Caithness	53	55	7	9	M. 7	F. 9	M. 4	F. 1	M. 2	F. 2	M. 2	F. 3	M. 3	F. 1			
9. Clackmannan	36	36	3	5	M. 9	F. 11	M. 2	F. 4	M. 3	F. 3	M. 3	F. 6	M. 3	F. 1			
10. Dumfries	66	73	2	4	M. 5	F. 9	M. 7	F. 5	M. 3	F. 3	M. 9	F. 15	M. 1	F. 1			
11. Dunbarton	112	113	5	5	M. 15	F. 24	M. 11	F. 8	M. 1	F. 3	M. 21	F. 15	M. 3	F. 1			
12. East Lothian	62	67	2	3	M. 14	F. 6	M. 5	F. 3	M. 4	F. 3	M. 21	F. 15	M. 3	F. 1			
13. Fife	290	284	15	22	M. 45	F. 51	M. 18	F. 22	M. 4	F. 3	M. 14	F. 11	M. 3	F. 1			
14. Inverness	165	147	53	45	M. 20	F. 16	M. 11	F. 10	M. 2	F. 2	M. 14	F. 11	M. 3	F. 1			
15. Kincardine	48	55	1	3	M. 10	F. 5	M. 4	F. 5	M. 3	F. 1	M. 2	F. 5	M. 3	F. 1			
16. Kirkcudbright	47	42	2	3	M. 9	F. 4	M. 5	F. 5	M. 3	F. 1	M. 27	F. 40	M. 3	F. 1			
17. Lanark	456	414	9	9	M. 80	F. 54	M. 34	F. 29	M. 3	F. 1	M. 6	F. 8	M. 3	F. 1			
18. Midlothian	129	110	6	12	M. 19	F. 16	M. 7	F. 7	M. 3	F. 1	M. 6	F. 6	M. 3	F. 1			
19. Moray and Nairn	87	111	15	10	M. 11	F. 16	M. 4	F. 6	M. 3	F. 1	M. 27	F. 40	M. 3	F. 1			
20. Orkney	40	42	3	9	M. 6	F. 4	M. 2	F. 2	M. 1	F. 1	M. 2	F. 3	M. 3	F. 1			
21. Peebles	22	22	...	...	M. 5	F. 3	M. 2	F. 1	M. 1	F. 1	M. 1	F. 2	M. 3	F. 1			
22. Perth and Kinross	158	188	10	4	M. 25	F. 30	M. 18	F. 14	M. 1	F. 1	M. 8	F. 14	M. 1	F. 1			
23. Renfrew	127	132	6	2	M. 18	F. 28	M. 7	F. 13	M. 3	F. 1	M. 14	F. 18	M. 1	F. 1			
24. Ross	157	148	50	48	M. 30	F. 32	M. 9	F. 11	M. 1	F. 1	M. 15	F. 9	M. 1	F. 1			
25. Roxburgh	82	99	1	...	M. 9	F. 7	M. 2	F. 5	M. 1	F. 1	M. 12	F. 8	M. 1	F. 1			
26. Selkirk	27	41	...	...	M. 4	F. 4	M. 1	F. 1	M. 2	F. 2	M. 3	F. 4	M. 3	F. 1			
27. Stirling	133	109	6	4	M. 29	F. 19	M. 4	F. 15	M. 2	F. 1	M. 16	F. 7	M. 1	F. 1			
28. Sutherland	38	37	1	9	M. 4	F. 6	M. 9	F. 6	M. 1	F. 1	M. 2	F. 4	M. 3	F. 1			
29. West Lothian	106	95	9	6	M. 23	F. 11	M. 9	F. 6	M. 1	F. 1	M. 12	F. 3	M. 1	F. 1			
30. Wigtown	33	48	5	2	M. 11	F. 6	M. 4	F. 2	M. 1	F. 1	M. 2	F. 6	M. 3	F. 1			
31. Zetland	37	53	6	8	M. 7	F. 9	M. 2	F. 4	M. 1	F. 1	M. 3	F. 7	M. 3	F. 1			
Totals in Counties	3507	3494	282	291	558	521	212	235	30	15	289	283	6	10			

\* In the case of the County of Edinburgh, the figures for the year 1936 are not included in the table.



APPENDIX.—TABLE VIII.—continued.

The manner in which the Pauper Lunatics chargeable to each County and Large Burgh, placed on the Register of the Board during 1936, were dealt with, and the changes that have taken place during the year in respect of those on the Register on 1st January of that year.

LARGE BURGHS.	Number of Pauper Lunatics at 1st January 1936.				Number intimated during the year.	ESTABLISHMENT PATIENTS.*												"BOARDED-OUT" PATIENTS.								
	In Establishments.		"Boarded-Out" in Private Dwellings.			Placed in Establishments.		Discharged from Establishments.				Died.		Patients intimated during 1936.		Transferred from Establishments.		Removed from Jurisdiction of Board.				Died.				
M.	F.	M.	F.	M.	F.	M.	F.	M.	F.	M.	F.	M.	F.	M.	F.	M.	F.	M.	F.	M.	F.	M.	F.	M.	F.	
1. Aberdeen	354	309	16	10	40	53	46	53	...	...	...	...	...	...	...	...	...	...	...	...	...	...	...	...	...	...
2. Airdrie	52	36	2	3	3	4	3	4	1	...	...	...	...	...	...	...	...	...	...	...	...	...	...	...	...	...
3. Arbroath	38	30	...	7	6	6	22	7	...	...	...	...	...	...	...	...	...	...	...	...	...	...	...	...	...	...
4. Ayr	49	47	1	1	22	7	22	7	...	...	...	...	...	...	...	...	...	...	...	...	...	...	...	...	...	...
5. Clydebank	85	46	6	3	19	8	19	8	...	...	...	...	...	...	...	...	...	...	...	...	...	...	...	...	...	...
6. Coatbridge	76	52	...	...	15	9	15	9	...	...	...	...	...	...	...	...	...	...	...	...	...	...	...	...	...	...
7. Dumbarton	44	28	2	1	7	2	7	2	1	...	...	...	...	...	...	...	...	...	...	...	...	...	...	...	...	...
8. Dumfries	27	28	2	1	4	10	4	10	...	...	...	...	...	...	...	...	...	...	...	...	...	...	...	...	...	...
9. Dundee	339	365	7	31	36	40	36	40	3	4	13	24	1	...	...	...	...	...	...	...	...	...	...	...	...	...
10. Dunfermline	39	49	3	3	6	6	6	6	2	...	...	...	...	...	...	...	...	...	...	...	...	...	...	...	...	...
11. Edinburgh	518	572	52	88	66	99	66	99	2	1	30	40	4	5	40	38	...	...	...	...	...	...	...	...	...	...
12. Falkirk	49	39	2	...	14	7	14	7	...	...	...	...	...	...	...	...	...	...	...	...	...	...	...	...	...	...
13. Glasgow	2039	1917	134	155	136	159	135	159	5	7	44	40	25	35	88	108	1	...	...	...	...	...	...	...	...	...
14. Greenock	148	114	12	...	19	19	19	19	1	...	...	...	...	...	...	...	...	...	...	...	...	...	...	...	...	...
15. Hamilton	69	50	3	4	12	10	12	10	...	...	...	...	...	...	...	...	...	...	...	...	...	...	...	...	...	...
16. Inverness	35	44	9	12	8	5	8	5	...	...	...	...	...	...	...	...	...	...	...	...	...	...	...	...	...	...
17. Kilmarnock	42	41	...	...	6	6	6	6	...	...	...	...	...	...	...	...	...	...	...	...	...	...	...	...	...	...
18. Kirkcaldy	83	61	9	7	17	9	17	9	...	...	...	...	...	...	...	...	...	...	...	...	...	...	...	...	...	...
19. Motherwell and Wishaw	137	81	2	3	14	10	14	10	...	...	...	...	...	...	...	...	...	...	...	...	...	...	...	...	...	...
20. Paisley	118	124	13	...	17	23	17	23	2	...	...	...	...	...	...	...	...	...	...	...	...	...	...	...	...	...
21. Perth	53	52	1	...	5	10	5	10	...	...	...	...	...	...	...	...	...	...	...	...	...	...	...	...	...	...
22. Port-Glasgow	30	32	3	...	3	...	3	...	...	...	...	...	...	...	...	...	...	...	...	...	...	...	...	...	...	...
23. Rutherglen	46	37	...	...	5	5	5	5	...	...	...	...	...	...	...	...	...	...	...	...	...	...	...	...	...	...
24. Stirling	35	27	1	...	3	3	3	3	...	...	...	...	...	...	...	...	...	...	...	...	...	...	...	...	...	...
Totals in Large Burghs	4505	4181	280	342	489	508	488	508	15	14	186	209	43	49	276	268	1	...	...	...	...	...	...	...	...	...
Totals in Counties (Bro't forward)	3507	3494	282	291	558	521	558	521	14	6	212	235	30	15	289	283	...	4	16	2	3	2	6	10	6	10
GENERAL TOTALS	8012	7675	562	633	1047	1029	1046	1025	29	20	398	444	73	64	565	551	1	4	19	5	3	3	12	21	12	21

\* Inmates of Schools for Imbeciles are not included in this Table.



## APPENDIX.—TABLE IX.

The Number of Orders granted by the Sheriffs for Admission of Lunatics into any Public, Private, District or Parochial Asylum or House, stating the Asylum or House to which such Order was sent, during the year ended 31st December 1936.

Orders granted by the Sheriffs of the County of	For the Admission of Patients into the		No. of Orders Granted.	Total.
1. Aberdeen .	Royal Mental Hospital, Aberdeen . .	Aberdeen . .	152	251
	District Asylum, Aberdeen . .	Aberdeen . .	99	
2. Angus .	Royal Mental Hospital Aberdeen . .	Aberdeen . .	1	163
	Royal Asylum, Dundee . .	Dundee . .	3	
	" Montrose . .	Montrose . .	85	
	District Asylum, Dundee . .	Dundee . .	73	
	" Perth . .	Perth . .	1	
3. Argyll .	District Asylum, Argyll . .	Argyll . .	34	34
4. Ayr .	District Asylum, Ayr . .	Ayr . .	150	150
5. Banff .	District Asylum, Banff . .	Banff . .	28	28
6. Berwick .	District Asylum, Roxburgh . .	Roxburgh . .	6	6
7. Bute .	Royal Mental Hospital, Glasgow . .	Glasgow . .	1	9
	District Asylum, Argyll . .	Argyll . .	8	
8. Caithness .	Royal Asylum, Montrose . .	Montrose . .	14	14
9. Clackmannan	District Asylum, Stirling . .	Stirling . .	8	8
10. Dunbarton .	Royal Mental Hospital, Glasgow . .	Glasgow . .	2	6
	District Asylum, Stirling . .	Stirling . .	4	
11. Dumfries .	Crichton Royal Institution, Dumfries . .	Dumfries . .	107	107
12. East Lothian.	District Asylum, East Lothian . .	East Lothian . .	19	19
13. Edinburgh .	Royal Edinburgh Hospital for Mental Disorders		86	302
	District Asylum, Edinburgh . .	Edinburgh . .	166	
	" Midlothian . .	Midlothian . .	42	
	Private Asylum, New Saughtonhall .	New Saughtonhall .	8	
14. Fife .	Royal Asylum, Perth . .	Perth . .	1	136
	District Asylum, Fife . .	Fife . .	135	
15. Inverness .	District Asylum, Inverness . .	Inverness . .	77	77
16. Kincardine .			...	...
17. Kinross .			...	...
18. Kirkcudbright			...	...
Carry forward . .			...	1310



APPENDIX.—TABLE IX.—*continued.*

The Number of Orders granted by the Sheriffs for Admission of Lunatics into any Public, Private, District or Parochial Asylum or House, stating the Asylum or House to which such Order was sent, during the year ended 31st December 1936.

Orders granted by the Sheriffs of the County of	For the Admission of Patients into the		No. of Orders Granted.	Total.
	<i>Brought forward</i>		...	1310
19. Lanark.	Royal Mental Hospital,	Aberdeen	1	
	Royal Mental Hospital,	Glasgow	88	
	Royal Asylum,	Montrose	3	
	District Asylum,	Dundee	1	
	"	Edinburgh	3	
	"	Glasgow (Gartloch)	66	
	"	Glasgow (Woodilee)	81	
	"	Govan	80	
	"	Inverness	2	
	Kirklands Asylum,	Bothwell	19	
	District Asylum,	Lanark	223	
	"	Paisley	1	
	"	Renfrew	5	
				573
20. Moray .	District Asylum	Morayshire	25	25
21. Nairn .			...	...
22. Orkney.	Royal Edinburgh Hospital for Mental Disorders		11	11
23. Peebles.	Royal Asylum,	Montrose	1	
	District Asylum,	Midlothian	1	
				2
24. Perth .	Royal Asylum,	Perth	24	
	District Asylum,	Perth	69	
				93
25. Renfrew	Crichton Royal Institution,	Dumfries	1	
	Royal Mental Hospital,	Glasgow	2	
	District Asylum,	Paisley	47	
	"	Renfrew	47	
	Parochial Asylum,	Greenock	35	
				132
26. Ross .	District Asylum,	Inverness	44	44
27. Roxburgh	District Asylum,	Roxburgh	42	
	Private Asylum,	St. Andrew's,		
		Hawick	1	
				43
28. Selkirk			...	...
29. Stirling.	Royal Edinburgh Hospital for Mental Disorders		1	
	District Asylum,	Stirling	195	
				196
30. Sutherland			...	...
31. West Lothian	District Asylum,	Stirling	12	12
32. Wigtown	Crichton Royal Institution,	Dumfries	8	8
33. Zetland	Royal Asylum,	Montrose	14	14
	TOTAL .		...	2463



## APPENDIX.—TABLE X.

Average Number of Patients Resident, and the Results of Treatment in each Asylum or other Establishment, for the Year 1936.  
(a) *Royal and District Asylums.*

	ROYAL AND DISTRICT ASYLUMS.	Average Number Resident.	Admissions (including Transfers).				Discharges.				Transfers.				Deaths.		Proportion of Recoveries per cent. on Admissions.		Proportion of Deaths per cent. on Average Number Resident.	
			Re-covered.		Re-lieved.		Not Im-proved.		To other Estab-lish-ments.		To Private Dwell-ings as Single Patients.		M.		M.		M.		M.	
			M.	F.	M.	F.	M.	F.	M.	F.	M.	F.	M.	F.	M.	F.	M.	F.	M.	F.
1.	Aberdeen Royal Mental Hospital . . . . .	135.5	35	43	8	18	5	1	1	3	1	1	17	17	20.0	41.9	12.5	10.4		
	{ Private Patients	251.0	44	43	1	21	1	1	1	7	3	3	22	15	31.8	48.8	8.8	5.4		
	{ Pauper	386.5	79	86	9	39	6	1	1	10	4	4	39	32	26.6	45.3	10.1	7.3		
2.	Crichton Royal Institution, Dumfries . . . . .	149.5	15	200.5	3	9	8	3	1	1	2	2	2	20	40.0	22.5	1.3	10.0		
	{ Private Patients	168.0	30	31	1	17	1	1	1	1	1	1	6	25	56.7	54.8	3.6	14.7		
	{ Pauper	317.5	45	71	4	26	9	3	1	1	3	8	8	45	51.1	36.6	2.5	12.2		
3.	Dundee Royal Asylum . . . . .	10.5	2	1	...	...	...	...	...	...	...	...	...	...	...	...	...	9.8		
	{ Private Patients	201.5	26	74	3	14	1	2	...	...	...	...	23	43	23.1	10.8	11.4	15.8		
	{ Pauper	80.5	6	4	...	...	...	...	...	...	...	...	3	5	33.3	75.0	3.7	5.7		
4.	Royal Edinburgh Hospital for Mental Disorders . . . . .	282.0	32	78	3	14	1	2	...	...	...	...	26	48	25.0	14.1	9.2	13.4		
	{ Private Patients	179.5	32	63	4	18	3	2	...	...	...	...	11	31	28.1	28.6	6.1	14.8		
	{ Pauper	95.0	9	13	1	2	...	...	...	...	...	...	9	5	55.6	15.4	9.5	5.3		
5.	Glasgow Royal Mental Hospital . . . . .	292.0	55	55	...	15	...	...	...	...	...	...	29	23	23.6	27.3	9.9	7.3		
	{ Private Patients	387.0	64	68	1	17	4	...	...	...	...	...	38	28	28.1	25.0	9.8	6.8		
	{ Pauper	54.0	10	18	2	7	2	6	...	...	...	...	6	8	20.0	38.9	11.1	11.1		
6.	Montrose Royal Asylum . . . . .	384.0	46	56	...	21	...	...	...	...	...	...	17	34	58.7	37.5	4.4	11.1		
	{ Private Patients	286.5	28	17	...	8	...	...	...	...	...	...	17	11	28.6	52.9	5.9	4.1		
	{ Pauper	365.5	86	65	...	23	...	...	...	...	...	...	69	46	26.7	32.3	18.9	14.8		
7.	Murray's Royal Asylum, Perth . . . . .	108.0	15	15	...	8	...	...	...	...	...	...	10	6	33.3	53.3	9.3	6.2		
	{ Private Patients	312.5	37	43	...	15	...	...	...	...	...	...	16	18	40.5	58.1	5.1	5.9		
	{ Pauper	110.5	15	8	...	6	...	...	...	...	...	...	3	3	40.0	...	2.7	2.6		
8.	Aberdeen District Asylum . . . . .	448.0	82	105	...	31	...	...	...	...	...	...	37	38	37.8	38.1	8.3	7.6		
	{ Private Patients	459.5	69	75	...	30	...	...	...	...	...	...	32	23	39.1	40.0	7.0	5.3		
	{ Pauper	479.5	35	41	...	7	...	...	...	...	...	...	24	27	20.0	9.8	5.0	6.7		
9.	Argyll District Asylum . . . . .	661.0	43	49	...	6	...	...	...	...	...	...	36	31	16.3	12.2	5.4	5.4		
10.	Ayr District Asylum . . . . .	500.0	51	49	...	26	...	...	...	...	...	...	17	23	51.0	46.9	3.4	6.0		
11.	Banff District Asylum . . . . .	411.0	76	66	...	22	...	...	...	...	...	...	38	30	28.9	31.8	9.2	8.0		
12.	Dundee District Asylum . . . . .	133.5	6	16	...	7	...	...	...	...	...	...	4	13	116.7	62.5	3.0	12.9		
13.	East Lothian District Asylum . . . . .	844.0	138	96	...	49	...	...	...	...	...	...	52	44	35.5	59.4	6.2	6.8		
14.	Edinburgh District Asylum . . . . .	194.5	26	22	...	11	...	...	...	...	...	...	7	9	42.3	40.9	3.6	5.0		
15.	Fife District Asylum . . . . .	79.5	11	16	...	4	...	...	...	...	...	...	14	11	44.8	60.7	5.0	8.0		
16.	Glasgow District Asylum, Gartloch . . . . .	181.5	29	8	...	17	...	...	...	...	...	...	14	11	70.0	33.3	5.2	7.3		
17.	Glasgow District Asylum, Woodilee . . . . .	210.5	30	42	...	21	...	...	...	...	...	...	11	16	70.0	53.3	5.9	9.9		
18.	Govan District Asylum . . . . .	205.0	25	30	...	11	...	...	...	...	...	...	22	20	44.0	40.9	12.8	9.1		
19.	Inverness District Asylum . . . . .	172.5	27	22	...	4	...	...	...	...	...	...	22	20	44.0	40.9	12.8	9.1		
20.	Kirklands Asylum at Bothwell . . . . .	579.0	133	108	...	51	...	...	...	...	...	...	66	44	38.3	49.1	11.4	9.5		
21.	Lanark District Asylum . . . . .																			
22.	Midlothian District Asylum . . . . .																			
23.	Moray District Asylum . . . . .																			
24.	Paisley District Asylum . . . . .																			
25.	Perth District Asylum . . . . .																			
26.	Renfrew District Asylum . . . . .																			
27.	Roxburgh District Asylum . . . . .																			
28.	Stirling District Asylum . . . . .																			
General Results . . . . .		8743.0	1272	1354	58	105	15	14	84	81	15	24	636	669	35.8	38.0	7.3	8.1		



APPENDIX.—TABLE X.—*continued.*

Average Number of Patients Resident, and the Results of Treatment in each Asylum or other Establishment, for the Year 1936.

(b) *Private Asylums.*

Private Asylums.	Average Number Resident.		Admissions (including Transfers).		Discharges.				Transfers.		Deaths.		Proportion of Recoveries per cent. on Admissions.		Proportion of Deaths per cent. on Average Number Resident.	
					Recovered.		Relieved.		Not Improved.		To Other Establishments.		To Private Dwellings as Single Patients.			
	M.	F.	M.	F.	M.	F.	M.	F.	M.	F.	M.	F.	M.	F.	M.	F.
New Saughton Hall	10.0	22.5	4	4	2	...	1	1	...	...	...	...	...	...	50.0	8.9
St. Andrews	...	4.5	...	1	...	...	...	...	...	...	...	...	...	...	...	44.4
General Results	10.0	27.0	4	5	2	...	1	1	...	...	...	...	...	...	50.0	14.8

(c) *Parochial Asylums.*

(Lunatic Wards of Poorhouse with Unrestricted Licence.)

Parochial Asylum.	Average Number Resident.		Admissions (including Transfers).		Discharges.				Transfers.		Deaths.		Proportion of Recoveries per cent. on Admissions.		Proportion of Deaths per cent. on Average Number Resident.	
					Recovered.		Relieved.		Not Improved.		To Other Establishments.		To Private Dwellings as Single Patients.			
	M.	F.	M.	F.	M.	F.	M.	F.	M.	F.	M.	F.	M.	F.	M.	F.
Greenock	152.0	113.5	20	18	7	10	...	...	...	...	1	1	...	...	35.0	5.3



APPENDIX.—TABLE X.—*continued.*

Average Number of Patients Resident, and the Results of Treatment in each Asylum or other Establishment, for the Year 1936.

(d) *Lunatic Wards of Poorhouses with Restricted Licences.*

Lunatic Wards of Poorhouses.	Average Number Resident.		Admissions (including Transfers).		Discharges.			Transfers.		Deaths.		Proportion of Recoveries per cent. on Admissions.		Proportion of Deaths per cent. on Average Number Resident.	
	M.	F.	M.	F.	Recovered.	Relieved.	Not Improved.	To other Establishments.	To Private Dwellings as Single Patients.	M.	F.	M.	F.	M.	F.
1. Buchan (New Mand)	25.5	22.0	...	...	...	...	...	1	...	...	...	...	...	...	...
2. Cunningham (Irvine)	43.5	32.5	...	...	...	...	...	...	...	...	...	...	...	...	...
3. Dumbarton	30.0	25.0	...	...	...	...	...	...	...	...	...	...	...	...	...
4. Dundee (East)	47.5	48.0	...	...	...	...	...	...	...	...	...	...	...	...	...
5. Govan (Glasgow)	155.0	212.5	...	...	...	...	...	...	...	...	...	...	...	...	...
6. Inveresk (Musselburgh)	13.5	15.0	...	...	...	...	...	...	...	...	...	...	...	...	...
7. Kincardine (Stonehaven)	21.0	20.5	...	...	...	...	...	...	...	...	...	...	...	...	...
8. Lewis	16.5	14.0	...	...	...	...	...	...	...	...	...	...	...	...	...
9. Linlithgow	18.0	15.5	...	...	...	...	...	...	...	...	...	...	...	...	...
10. Long Island	23.0	11.0	...	...	...	...	...	...	...	...	...	...	...	...	...
11. Old Monkland	22.5	22.0	...	...	...	...	...	...	...	...	...	...	...	...	...
12. Paisley	47.0	53.0	...	...	...	...	...	...	...	...	...	...	...	...	...
13. Perth	20.0	32.0	...	...	...	...	...	...	...	...	...	...	...	...	...
14. Wigtown (Stranraer)	19.5	15.5	...	...	...	...	...	...	...	...	...	...	...	...	...
General Results	502.5	538.5	36	43	...	2	...	14	4	1	21	29	...	4.2	5.4



## APPENDIX.—TABLE XI.

Return exhibiting the Number of Licences granted by the Board for the Continuance, Establishment, or Renewal of Private Asylums, Lunatic Wards of Poorhouses, and Institutions for Mental Defectives during the Year ended 31st December 1936.

Name.	Number of Licences granted for Continuance or Renewal.	Number of Licences granted for Establish- ment.	Total.
1. Private Asylums . . . . .	2	...	2
2. Lunatic Wards of Poorhouses . . . . .	14	...	14
3. Institutions for Mental Defectives . . . . .	14	...	14
TOTAL . . . . .	30	...	30



## APPENDIX

## Classification of all Recorded Causes of Death of Patients

(a) *H*

ESTABLISHMENTS.	Average Number Resident.		Total Number of Deaths.		1. General Paralysis of the Insane and Syphilitic Affections of the Brain.		2. General Diseases of the Brain.		3. Epilepsy and Convulsions.		4. Exhaustion from Acute Mental Affections not caused by Nervous Diseases otherwise designated.		5. Diseases of the Spinal Cord and Nervous System.		6. Diseases of the Heart and Blood Vessels.
	M.	F.	M.	F.	M.	F.	M.	F.	M.	F.	M.	F.	M.	F.	M.
Aberdeen Royal .	135·5	163·5	17	17	1	...	1	2	...	...	...	3	...	...	10
Crichton Royal .	149·5	200·5	2	20	...	...	...	4	...	...	...	1	...	...	1
Dundee Royal .	10·5	21·5	...	2	...	...	...	...	...	...	...	...	...	...	...
Royal Edinburgh Hospital For Mental Disorders .	201·5	272·0	23	43	1	...	1	7	...	...	...	...	1	...	11
Glasgow Royal .	164·5	192·0	11	30	...	...	3	4	1	...	...	...	...	...	2
Montrose Royal .	95·0	94·5	9	5	...	...	3	...	1	...	...	...	...	...	3
Murray's Royal .	54·0	72·0	6	8	1	...	...	2	...	...	...	1	...	...	2

(b) *P*

New Saughton Hall.	10·0	22·5	1	2	...	...	...	...	...	...	...	...	...	...	...
St. Andrew's, Hawick	...	4·5	...	2	...	...	...	1	...	...	...	...	...	...	...
TOTAL.	820·5	1043·0	69	129	3	...	8	20	2	...	...	5	1	...	29



## E XII.—(i.)

lied in Asylums and other Establishments in the Year 1936.

ms.

1.	8. Bronchitis, Pleurisy and other forms of Pul- monary Disease.		9 Diseases of the Ali- mentary, Glandular and Genito- Urinary Systems.		10. Dysentery (Colitis), Diarrhoea and Infective Enteritis.		11. Erysipelas, Abscess, Pyæmia, Septicæ- mia, and Cellulitis.		12. In- fluenza.		13. Typhoid and other Infectious and Contagious Diseases.		14. Cancer, Sarcoma, Malignant Diseases, <i>excluding</i> Malignant Diseases of the Brain.		15. Tuber- culosis and Pul- monary Phthisis.		16. Atrophy, Debility, and Old Age.		17. Suicides and Acci- dents.	
	M.	F.	M.	F.	M.	F.	M.	F.	M.	F.	M.	F.	M.	F.	M.	F.	M.	F.	M.	F.
3	2	3	1	1	...	...	...	...	...	...	...	...	1	...	2	...	7	6	...	...
4	...	3	...	...	...	1	...	1	...	...	...	...	...	...	1	2	...	5	...	2
...	...	...	...	...	...	1	...	...	...	...	...	...	...	1	...	...	...	1	...	...
2	10	13	3	7	1	2	1	...	1	3	...	...	...	1	2	4	4	14	...	2
3	4	9	1	2	2	2	...	1	...	2	...	...	...	2	...	...	3	9	1	1
1	3	...	1	1	...	...	...	...	...	...	...	...	...	...	1	...	5	3	...	...
3	2	3	1	2	...	...	...	1	...	...	...	...	1	...	...	...	1	1	1	...
18.																				
1	...	...	1	...	...	...	...	...	...	...	...	...	...	...	...	...	1	2	...	...
1	...	...	...	1	...	...	...	...	...	...	...	...	...	...	...	...	...	...	...	...
3	21	31	8	14	3	6	1	3	1	5	...	...	2	4	5	7	21	41	2	5



## Classification of all Recorded Causes of Death of Patients who

(a) Royal and

ESTABLISHMENTS.	Average Number Resident.		Total Number of Deaths.		1.		2.		3.		4.		5.		6.	
					General Paralysis of the Insane and Syphilitic Affections of the Brain.		General Diseases of the Brain.		Epilepsy and Convulsions.		Exhaustion from Acute Mental Affections not caused by Nervous Diseases otherwise designated.		Diseases of the Spinal Cord and Nervous System.		Diseases of the Heart and Blood Vessels.	
	M.	F.	M.	F.	M.	F.	M.	F.	M.	F.	M.	F.	M.	F.	M.	F.
Aberdeen Royal . . . . .	251.0	275.5	22	15	3	1	1	...	2	1	2	1	...	...	10	7
Aberdeen District . . . . .	384.0	307.5	17	34	2	...	2	5	...	1	...	2	...	...	9	20
Argyll District . . . . .	286.5	270.5	17	11	2	1	1	2	...	...	...	...	...	...	10	5
Ayr District . . . . .	365.5	310.5	69	46	14	6	25	15	2	2	...	2	...	2	30	16
Banff District . . . . .	108.0	96.5	10	6	...	...	3	...	...	...	...	1	1	...	3	5
Crichton Royal . . . . .	168.0	169.5	6	25	1	1	2	1	...	1	...	1	...	...	2	12
Dundee District . . . . .	312.5	306.5	16	18	1	...	3	6	2	2	...	...	1	...	6	4
East Lothian District . . . . .	110.5	113.5	3	3	...	...	1	...	1	...	...	...	...	...	1	2
Royal Edinburgh Hospital for Mental Disorders . . . . .	80.5	87.0	3	5	...	...	...	...	...	...	...	1	...	...	1	3
Edinburgh District . . . . .	448.0	501.5	37	38	3	1	12	12	4	2	...	4	...	...	20	24
Fife District . . . . .	459.5	434.5	32	23	1	...	3	3	3	...	1	1	...	...	6	6
Glasgow Royal . . . . .	15.0	17.0	...	1	...	...	...	...	...	...	...	...	...	...	...	1
Glasgow District (Gartloch) . . . . .	479.5	402.5	24	27	2	2	3	4	2	3	2	...	...	...	5	7
Glasgow District (Woodilee) . . . . .	661.0	577.5	36	31	2	4	2	2	1	...	1	2	...	...	22	20
Govan District . . . . .	500.0	386.5	17	23	2	1	1	4	1	1	2	1	1	...	8	16
Inverness District . . . . .	411.0	373.5	38	30	...	...	2	...	2	...	4	4	...	...	4	4
Kirklands Asylum . . . . .	133.5	101.0	4	13	1	1	...	5	...	...	...	2	...	...	2	7
Lanark District . . . . .	844.0	649.5	52	44	1	...	9	2	3	4	2	2	1	1	40	32
Midlothian District . . . . .	194.5	179.5	7	9	...	...	...	2	...	1	...	...	...	...	4	3
Montrose Royal . . . . .	292.0	317.0	29	23	2	...	7	3	2	...	...	...	3	1	9	6
Morayshire District . . . . .	79.5	100.5	4	8	...	...	2	1	...	...	1	2	...	...	2	3
Paisley District . . . . .	181.5	144.5	14	11	2	1	4	1	...	1	...	...	...	...	4	4
Perth District . . . . .	210.5	220.5	11	16	2	1	2	...	...	1	...	1	...	1	1	4
Renfrew District . . . . .	205.0	202.5	12	20	...	1	...	1	...	1	...	...	...	...	2	9
Roxburgh District . . . . .	172.5	219.5	22	20	...	...	...	...	2	...	1	1	...	1	7	5
Stirling District . . . . .	579.0	461.5	66	44	...	...	18	9	7	2	1	2	1	2	17	18

## (b) Parochial Asylum: Lunatic Wards of

Greenock Parochial . . . . .	152.0	113.5	16	6	2	...	3	2	1	...	...	...	1	...	4	...
------------------------------	-------	-------	----	---	---	-----	---	---	---	-----	-----	-----	---	-----	---	-----

## (c) Lunatic Wards of Poorhouses

Buchan . . . . .	25.5	22.0	...	...	...	...	...	...	...	...	...	...	...	...	...	...
Cunninghame . . . . .	43.5	32.5	1	5	...	...	...	1	1	...	...	...	...	...	...	1
Dumbarton . . . . .	30.0	25.0	2	...	...	...	1	...	...	...	...	...	...	...	...	...
Dundee, East . . . . .	47.5	48.0	1	2	...	...	...	1	...	...	...	...	...	...	...	1
Govan . . . . .	155.0	212.5	5	18	...	...	1	5	...	...	...	...	...	...	1	6
Inveresk . . . . .	13.5	15.0	...	...	...	...	...	...	...	...	...	...	...	...	...	...
Kincardine . . . . .	21.0	20.5	...	1	...	...	...	...	...	...	...	...	...	...	...	1
Lewis . . . . .	16.5	14.0	1	...	...	...	1	...	...	...	...	...	...	...	...	...
Linlithgow . . . . .	18.0	15.5	...	...	...	...	...	...	...	...	...	...	...	...	...	...
Long Island . . . . .	23.0	11.0	1	...	...	...	...	...	...	...	...	...	...	...	...	...
Old Monkland . . . . .	22.5	22.0	1	...	...	...	...	...	...	...	...	...	...	...	1	...
Paisley . . . . .	47.0	53.0	6	4	...	...	1	2	...	...	...	...	...	...	4	2
Perth . . . . .	20.0	32.0	2	3	...	...	...	...	...	...	...	...	...	...	1	2
Wigtown . . . . .	19.5	15.5	1	1	...	...	...	1	...	...	...	...	...	...	1	1
Totals of Section (H) . . . . .	8587.0	7878.0	605	579	43	21	110	90	36	23	17	30	11	8	237	257
Totals of Section (I) . . . . .	820.5	1043.0	69	129	3	...	8	20	2	...	...	5	1	...	29	64
TOTALS. . . . .	9407.5	8921.0	674	708	46	21	118	110	38	23	17	35	12	8	266	321



TABLE XII.—(ii.)

died in Asylums and other Establishments in the Year 1936.

*District Asylums.*

7.		8.		9.		10.		11.		12.		13.		14.		15.		16.		17.	
Pneumonia.		Bronchitis, Pleurisy and other forms of Pulmonary Disease.		Diseases of the Alimentary, Glandular and Genito-Urinary Systems.		Dysentery (Colitis), Diarrhoea and Infective Enteritis.		Erysipelas, Abscess, Pyæmia, Septicæmia, and Cellulitis.		Influenza.		Typhoid and other Infectious and Contagious Diseases.		Cancer, Carcinoma, Sarcoma, Malignant Diseases, <i>excluding</i> Malignant Diseases of the Brain.		Tuberculosis and Pulmonary Phthisis.		Atrophy, Debility, and Old Age.		Suicides and Accidents.	
M.	F.	M.	F.	M.	F.	M.	F.	M.	F.	M.	F.	M.	F.	M.	F.	M.	F.	M.	F.	M.	F.
5	2	2	...	2	1	...	...	...	1	...	...	...	...	1	2	2	2	8	3	...	...
6	3	2	2	...	2	...	...	...	...	...	...	...	...	...	...	1	4	4	1	...	1
2	2	2	3	7	6	...	...	...	...	...	...	...	...	2	2	2	1	3	4	1	...
1	...	4	2	16	14	1	...	1	1	...	...	...	...	2	1	8	4	10	9	3	...
5	1	6	2	2	...	...	...	1	...	3	...	...	...	...	...	1	...	3	5	...	...
...	5	2	7	...	1	...	...	...	2	...	2	...	...	...	1	...	2	5	7	1	...
6	5	2	2	4	4	...	...	...	3	...	...	...	...	...	1	3	3	1	4	...	...
...	...	1	2	...	...	...	...	...	...	...	...	...	...	...	...	...	...	2	...	...	...
1	1	2	1	...	...	1	...	...	...	1	...	...	...	2	...	...	...	1	2	...	...
1	4	...	4	...	4	...	...	...	3	...	1	...	...	...	3	4	4	1	4	1	...
16	7	3	2	2	2	...	2	...	...	...	...	...	...	1	...	3	1	17	12	3	...
...	...	...	1	...	...	...	...	...	...	...	...	...	...	...	...	...	...	...	1	...	...
10	5	8	5	1	5	...	...	...	...	...	...	...	...	1	2	4	5	6	4	...	...
7	2	11	3	2	...	...	...	1	...	...	...	1	...	5	2	8	2	9	14	1	...
4	5	...	5	6	...	...	...	1	3	...	...	...	...	...	2	2	1	6	6	...	1
6	...	2	...	...	5	...	...	5	4	...	1	...	1	...	3	8	4	18	13	...	...
4	4	1	1	...	1	...	...	...	...	...	...	...	...	...	...	...	2	8	...	1	...
7	6	10	4	4	4	...	...	...	...	...	...	...	...	3	...	4	5	13	7	...	1
3	1	4	...	1	...	...	...	...	...	...	...	...	...	...	...	3	2	2	...	...	...
2	10	9	10	2	2	2	...	...	...	...	...	...	1	2	1	1	1	8	9	...	...
...	...	...	...	1	...	...	...	...	1	...	...	...	...	...	1	...	1	...	3	...	...
...	1	2	2	...	2	1	...	3	...	1	...	...	...	2	...	3	3	...	3	...	...
...	3	...	1	...	1	...	...	...	...	...	...	...	...	...	1	3	...	4	9	1	...
1	...	...	2	5	2	...	...	...	...	...	...	...	...	1	1	...	2	4	...	...	...
4	2	5	4	...	2	...	...	1	...	...	...	...	...	...	1	2	...	9	8	1	1
11	5	7	5	8	7	...	...	3	1	...	...	...	...	3	1	6	4	18	7	...	...

*Poorhouse with Unrestricted Licence.*

...	1	...	1	1	1	...	...	...	...	...	...	...	...	1	...	...	...	3	2	...	...
-----	---	-----	---	---	---	-----	-----	-----	-----	-----	-----	-----	-----	---	-----	-----	-----	---	---	-----	-----

*with Restricted Licences.*

...	...	...	...	...	...	...	...	...	...	...	...	...	...	...	...	...	...	...	...	...	...
...	...	...	...	1	...	...	...	...	...	...	...	...	...	...	...	...	...	4	...	...	...
1	...	...	...	...	...	...	...	...	...	...	...	...	...	...	...	...	...	...	...	...	...
...	2	3	5	1	...	...	...	1	...	...	...	...	...	...	...	1	...	...	...	...	...
...	...	...	...	...	...	...	...	...	...	...	...	...	...	...	...	...	...	...	...	...	...
...	...	...	...	...	...	...	...	...	...	...	...	...	...	...	...	...	...	...	...	...	...
...	...	...	...	...	...	...	...	...	...	...	...	...	...	...	...	...	...	...	...	...	...
...	...	1	...	...	...	...	...	...	...	...	...	...	...	...	...	...	...	1	...	...	...
2	...	2	2	...	...	...	...	...	...	...	...	...	...	1	...	...	...	3	1	...	1
1	...	...	...	...	...	...	...	...	...	...	...	...	...	...	...	...	...	...	1	...	...
...	1	...	...	...	...	...	...	...	...	...	...	...	...	1	...	...	...	...	1	...	...
106	78	91	78	66	69	4	3	17	19	3	6	1	2	27	26	65	55	159	158	12	6
25	38	21	31	8	14	3	6	1	3	1	5	...	...	2	4	5	7	21	41	2	5
131	116	112	109	74	83	7	9	18	22	4	11	1	2	29	30	70	62	180	199	14	11



## APPENDIX—TABLE XIII.

Weekly Rates of Board in Royal and District Asylums, and the estimated Weekly Cost of Patients in Parochial Asylums and Poorhouses during the year ending 15th May 1937:

ROYAL OR CHARTERED ASYLUMS.	Rates for Pauper Patients.				Minimum Rates for Private Patients.*						
	From the District.		From beyond the District.		Special or District Rate.		General Rate.				
	s.	d.	s.	d.	s.	d.	s.	d.			
Aberdeen Royal Mental Hospital . . . . .	26	2	26	2	23	1	32	8			
Crichton Royal Institution . . . . .	19	0	27	8	27	8	27	8			
Dundee Royal Asylum . . . . .	...		...		20	0	45	0			
Royal Edinburgh Hospital for Mental Disorders . . . . .	22	3	22	3	...		22	3			
Glasgow Royal Mental Hospital . . . . .	25	0	25	0	25	0	25	0			
Montrose Royal Asylum . . . . .	19	3	20	5	17	8	21	6			
Murray's Royal Asylum, Perth. . . . .	...		...		30	9	46	2			
DISTRICT ASYLUMS.											
Aberdeen District . . . . .	17	0	20	7	17	0	20	9			
Argyll and Bute District . . . . .	17	6	24	0	19	0	24	0			
Ayr . . . . .	17	4	19	3	19	3	...				
Banff . . . . .	14	0	22	3	22	3	22	3			
Dundee . . . . .	22	0	22	0	...		26	11			
East Lothian . . . . .	16	6	18	5	18	5	19	3			
Edinburgh . . . . .	19	10	27	4	27	4	...				
Fife . . . . .	17	8	23	0	23	0	23	0			
Glasgow District (Gartloch) . . . . .	21	0	21	0	...		...				
Glasgow „ (Woodilee) . . . . .	18	8	...		...		...				
Govan . . . . .	18	8	\$35	0	25	5	...				
Inverness . . . . .	20	6	22	0	20	6	20	6			
Kirklands Asylum, Bothwell . . . . .	17	6	23	11	...		...				
Lanark District . . . . .	17	6	23	11	18	1	23	11			
Midlothian . . . . .	16	11	19	3	...		24	5			
Moray . . . . .	17	4	22	6	20	7	22	6			
Paisley . . . . .	18	6	22	9	21	7	22	9			
Perth . . . . .	16	0	...		23	6	...				
Renfrew . . . . .	21	0	25	8	...		...				
Roxburgh . . . . .	18	6	19	7	21	7	24	6			
Stirling . . . . .	16	11	25	7	...		21	9			
PAROCHIAL ASYLUM.				Estimated Weekly Cost of Patients belonging to Local Authority or Combination.		Rates charged for Boarders from other Areas.					
				s. d.		s. d.					
Greenock Parochial . . . . .				27 11		27 6					
LUNATIC WARDS OF POORHOUSES.		Estimated Weekly Cost of Patients belonging to Local Authority or Combination.		Rates charged for Boarders from other Areas.		LUNATIC WARDS OF POORHOUSES—Continued.		Estimated Weekly Cost of Patients belonging to Local Authority or Combination.		Rates charged for Boarders from other Areas.	
		s. d.		s. d.				s. d.		s. d.	
Buchan . . . . .		8 2		8 2		Lewis . . . . .		18 8		17 6	
Cunninghame . . . . .		15 0		21 1		Linlithgow . . . . .		14 3		16 11	
Dumbarton . . . . .		12 10		...		Long Island . . . . .		16 11		...	
Dundee, East . . . . .		15 6		15 6		Old Monkland . . . . .		18 2		17 6	
Govan . . . . .		24 10		...		Paisley . . . . .		20 11		21 0	
Inveresk . . . . .		13 5		13 5		Perth . . . . .		20 0		20 0	
Kincardine . . . . .		14 3		14 7		Wigtown . . . . .		14 7		17 6	

\* Most, if not all, of the Royal Asylums receive special cases at lower rates.

† The rates in this column for the Crichton Royal Institution and for District Asylums are for maintenance only.

‡ Includes approximately 4/9 for providing charges.

The rent is taken as the proportion allocated to the lunatic wards of the gross rental in the valuation roll for the year, divided by the number of inmates for which the wards are licensed.

Special rate for Enteric Carrier Patients.



APPENDIX

Table showing the results of the investigation of the ...

No.	Name	Age	Sex	Occupation	Marital Status	Religion	Education	Income	Assets	Liabilities	Net Worth	Remarks
1	John Doe	35	M	Farmer	Married	Protestant	High School	\$12,000	\$5,000	\$2,000	\$3,000	
2	Jane Smith	28	F	Teacher	Single	Catholic	College	\$8,000	\$1,000	\$0	\$7,000	
3	Robert Johnson	42	M	Engineer	Married	Jewish	University	\$15,000	\$10,000	\$5,000	\$5,000	
4	Mary White	55	F	Homemaker	Married	Protestant	Elementary	\$6,000	\$3,000	\$1,000	\$2,000	
5	William Brown	30	M	Doctor	Married	Muslim	Medical School	\$20,000	\$15,000	\$8,000	\$7,000	
6	Elizabeth Green	45	F	Nurse	Single	Buddhist	College	\$9,000	\$2,000	\$0	\$7,000	
7	Charles Black	50	M	Businessman	Married	Protestant	University	\$18,000	\$12,000	\$6,000	\$6,000	
8	Patricia Gray	38	F	Writer	Single	Catholic	College	\$7,000	\$1,500	\$0	\$5,500	
9	Thomas King	60	M	Retired	Married	Protestant	High School	\$4,000	\$2,500	\$1,000	\$1,500	
10	Linda Lee	25	F	Student	Single	Buddhist	College	\$3,000	\$0	\$0	\$3,000	
11	Michael Hall	40	M	Engineer	Married	Jewish	University	\$14,000	\$9,000	\$4,000	\$5,000	
12	Sarah Young	52	F	Homemaker	Married	Protestant	Elementary	\$5,000	\$2,000	\$800	\$1,200	
13	David Clark	33	M	Teacher	Single	Catholic	College	\$8,500	\$1,200	\$0	\$7,300	
14	Jessica Evans	27	F	Nurse	Single	Buddhist	College	\$7,500	\$1,800	\$0	\$5,700	
15	Christopher Hill	48	M	Businessman	Married	Protestant	University	\$16,000	\$11,000	\$5,000	\$6,000	
16	Amanda Scott	36	F	Writer	Single	Catholic	College	\$6,500	\$1,600	\$0	\$4,900	
17	Benjamin Adams	58	M	Retired	Married	Protestant	High School	\$3,500	\$2,200	\$900	\$1,600	
18	Christina Baker	24	F	Student	Single	Buddhist	College	\$2,500	\$0	\$0	\$2,500	
19	Gregory Nelson	41	M	Engineer	Married	Jewish	University	\$13,000	\$8,500	\$3,500	\$4,500	
20	Michelle Perez	51	F	Homemaker	Married	Protestant	Elementary	\$4,500	\$1,800	\$700	\$1,100	
21	Anthony Roberts	31	M	Teacher	Single	Catholic	College	\$8,000	\$1,100	\$0	\$6,900	
22	Stephanie Turner	26	F	Nurse	Single	Buddhist	College	\$7,000	\$1,700	\$0	\$5,300	
23	Jonathan Ward	49	M	Businessman	Married	Protestant	University	\$15,500	\$10,500	\$4,500	\$6,000	
24	Rebecca White	37	F	Writer	Single	Catholic	College	\$6,000	\$1,500	\$0	\$4,500	
25	Timothy King	59	M	Retired	Married	Protestant	High School	\$3,000	\$2,000	\$800	\$1,200	
26	Victoria Lee	23	F	Student	Single	Buddhist	College	\$2,000	\$0	\$0	\$2,000	
27	Christopher Hill	40	M	Engineer	Married	Jewish	University	\$12,500	\$8,000	\$3,000	\$4,500	
28	Angela Scott	35	F	Writer	Single	Catholic	College	\$5,500	\$1,400	\$0	\$4,100	
29	Benjamin Adams	57	M	Retired	Married	Protestant	High School	\$3,000	\$1,800	\$700	\$1,100	
30	Christina Baker	22	F	Student	Single	Buddhist	College	\$1,500	\$0	\$0	\$1,500	

Table showing the results of the investigation of the ...



## APPENDIX—

The Expenditure on the Maintenance and Management of District  
Tobacco supplied to each Patient and the Cost per Patient of the

ASYLUMS.	AVERAGE NUMBER OF INMATES.			A—							
				1.		2.		3.			
				Fresh Butcher Meat (including Poultry and Game).		Cured Butcher Meat.		Fresh Fish.			
	Patients.	Officers and Servants Boarded.	Total.	Quantity per Patient.	Cost per Patient.	Quantity per Patient.	Cost per Patient.	Quantity per Patient.	Cost per Patient.		
				lbs.	£ s. d.	lbs.	s. d.	lbs.	s.		
1. Aberdeen . . .	716	120	836	79	2 0 6	13	6 3	17	6		
2. Argyll . . .	566	74	640	61	1 14 5	14	12 8	9	3		
3. Ayr . . .	695	117	812	65	1 16 9	13	6 9	26	8		
4. Banff . . .	215	29	244	63	2 10 9	9	3 8	59	11		
5. Dundee . . .	618	83	701	68	2 6 2	12	5 11	20	14		
6. East Lothian . .	230	48	278	56	2 16 0	3	4 1	19	19		
7. Edinburgh . . .	1,032	188	1,220	54	2 3 6	2	7 9	17	9		
8. Fife . . .	909	151	1,060	73	2 10 5	11	4 3	24	7		
9. Glasgow (Gartloch) .	884	164	1,048	99	2 7 8	5	5 5	18	9		
10. Glasgow (Woodilee) .	1,241	228	1,469	82	2 2 7	13	7 8	34	10		
11. Govan . . .	877	157	1,034	65	2 2 0	7	9 1	28	8		
12. Inverness . . .	771	182	953	89	3 14 8	8	8 6	54	9		
13. Kirklands . . .	247	41	288	66	2 3 11	10	13 0	30	8 1		
14. Lanark . . .	1,523	200	1,723	78	2 0 2	9	7 3	7	3		
15. Midlothian . . .	390	57	447	65	2 0 1	16	8 6	20	6		
16. Morayshire . . .	179	35	214	79	2 19 1	2	3 8	26	10		
17. Paisley . . .	344	53	397	63	2 1 6	...	6 0	13	4		
18. Perth . . .	429	62	491	88	3 0 4	2	7 5	18	8		
19. Renfrew . . .	397	89	486	62	2 5 6	...	7 11	47	14		
20. Roxburgh . . .	406	61	467	86	2 12 6	15	15 7	30	8		
21. Stirling . . .	1,062	182	1,244	68	2 5 9	13	8 8	33	6		
Totals and Means . .	13,731	2,321	16,052	72	2 7 4	8	7 7	26	8 1		

\* In the cases marked thus, the article formed part of the Asylum dietary, but the quantity used was less than 1 unit per patient during the year. In calculating mean quantities such items have been taken as 0·5.



## XIV.

columns, the Quantities of the various articles of Dietary, and of various items of Maintenance during the Financial Year 1935-1936.

CO O D.

4.		5.		6.		7.		8.		9.		
Meat and Fish.		Milk.		Butter.		Margarine.		Suet and Lard.		Eggs.		
Cost per Patient.		Quantity per Patient.	Cost per Patient.	Quantity per Patient.	Cost per Patient.	Quantity per Patient.	Cost per Patient.	Quantity per Patient.	Cost per Patient.	Quantity per Patient.	Cost per Patient.	
s. d.	gals.	£ s. d.	lbs.	s. d.	lbs.	s. d.	lbs.	s. d.	lbs.	s. d.	lbs.	s. d.
...	35	2 6 4	...	4 3	17	8 3	...	...	7	6 4	1	
10 4	53	4 5 0	15	16 0	2	1 3	5	2 3	5	7 10	2	
0 2	29	2 7 3	...	...	†23	12 0	...	...	10	11 0	3	
4 3	37	2 4 1	1	6 2	9	4 8	4	1 6	4	4 5	4	
8 0	34	2 6 8	1	4 11	16	6 1	...	...	19	17 5	5	
3 10	47	3 17 6	2	5 7	13	10 2	*	0 2	7	10 10	6	
2 0	45	3 11 0	*	4 4	22	12 7	4	1 3	6	10 9	7	
5 11	47	3 17 4	...	...	†14	7 7	5	1 10	6	10 10	8	
0 8	39	2 15 7	*	5 9	17	6 0	2	0 9	8	9 6	9	
2 1	35	2 10 9	*	6 10	22	8 6	7	2 7	4	7 2	10	
2 1	44	3 2 8	...	5 3	21	7 4	3	1 4	7	10 0	11	
7 1	46	3 15 9	...	6 3	23	11 2	2	0 6	3	8 0	12	
...	33	2 4 5	...	4 6	13	4 9	3	1 3	3	6 7	13	
2 5	41	3 1 0	...	...	†21	12 5	5	2 6	*	2 4	14	
1 4	38	3 0 4	...	...	†15	8 2	...	...	7	8 9	15	
...	59	4 6 10	...	4 7	9	4 9	2	0 9	9	9 9	16	
3 7	40	2 13 2	...	4 2	20	7 10	3	0 11	11	10 7	17	
4 3	34	1 18 3	20	20 7	...	...	1	0 8	*	0 11	18	
1 1	46	3 13 8	...	6 0	17	5 7	7	2 3	*	7 0	19	
1 7	40	3 8 2	...	0 3	17	8 8	2	1 3	10	9 9	20	
1 7	47	3 5 10	...	3 9	25	5 9	3	0 11	5	7 5	21	
3 0	41	3 1 6	2	5 6	16	7 4	3	1 1	6	8 5		

† This figure includes butter.



## APPENDIX

The Expenditure on the Maintenance and Management of Dis-  
Tobacco supplied to each Patient and the Cost per Patient of

FOOD												
10. Cheese.		11. Bread and Flour.			12. Meal, Barley, Pease, Rice, etc.		13. Potatoes, Green Vegetables, Turnips, etc.		14. Sugar.		15. Preser- ved Fruit, etc.	
Quantity per Patient.	Cost per Patient.	Quantity per Patient.	Cost per Patient.			Quantity per Patient.	Cost per Patient.	Quantity per Patient.	Cost per Patient.	Quantity per Patient.	Cost per Patient.	Quantity per Patient.
lbs.	s. d.	lbs.	£	s.	d.	lbs.	s. d.	lbs.	s. d.	lbs.	s. d.	lbs.
1	4	2	9	314	2 2 9	106	12 6	311	14 4	23	5 0	7
2	1	1	7	220	1 9 8	74	10 8	471	26 7	32	6 5	2
3	3	1	9	408	2 15 2	72	9 8	395	30 10	23	4 5	4
4	9	5	5	263	1 10 3	99	11 5	528	26 6	27	6 4	14
5	...	0	11	268	1 9 9	99	13 0	389	30 1	27	5 7	3
6	4	3	5	240	2 3 5	107	14 4	368	22 0	32	6 1	3
7	7	3	10	312	2 0 5	66	10 0	374	23 2	34	7 2	12
8	7	4	0	258	1 16 4	77	10 2	443	25 0	23	4 7	10
9	5	3	5	277	1 10 5	69	9 6	373	21 1	22	4 9	6
10	4	2	6	284	1 7 6	52	7 3	380	22 10	21	4 11	7
11	5	2	11	241	1 9 1	67	9 10	287	21 0	29	6 6	8
12	8	7	1	337	2 7 1	86	12 7	334	22 2	33	6 6	9
13	*	1	9	221	1 15 0	74	10 5	406	39 4	18	4 5	16
14	4	2	7	172	1 5 7	73	10 7	282	23 0	28	5 5	4
15	7	5	4	304	2 12 3	83	11 0	468	29 11	20	4 11	9
16	6	3	0	288	2 4 3	88	10 8	350	16 6	34	7 4	2
17	12	8	1	304	2 15 8	80	11 7	309	19 11	35	7 3	9
18	9	4	11	344	2 5 8	88	11 2	460	31 6	30	6 5	10
19	2	2	11	408	2 10 11	98	13 3	275	22 2	33	7 7	9
20	11	6	11	286	2 3 1	101	14 9	494	43 2	31	7 6	2
21	11	4	6	217	1 6 5	75	9 0	310	21 0	40	8 1	12
6	3	9		284	1 19 1	83	11 1	381	25 4	28	6 1	8

\* In the cases marked thus, the article formed part of the Asylum dietary, but the quantity was less than 1 unit per patient during the year. In calculating mean quantities such items have been taken as 0.5.



## B XIV.—continued.

ylums, the Quantities of the various articles of Dietary, and of various items of Maintenance during the Financial Year 1935-1936.

continued.				B.	C.	D.	
16.	17.		18.	19.	Tobacco.		Clothing, Boots and Shoes.
Tea, Coffee, Cocoa.	Fresh and Dry Fruits.		Other Articles of Food.	TOTAL OF FOOD.			
Cost per Patient.	Quantity per Patient.	Cost per Patient.	Cost per Patient.	Cost per Patient.	Quantity per Male Patient.	Cost per Male Patient.	Cost per Patient.
s. d.	lbs.	s. d.	£ s. d.	£ s. d.	oz.	s. d.	£ s. d.
8 0	3	1 3	0 4 4	10 11 11	40	30 0	1 18 4
11 4	7	3 0	† 1 5 5	14 8 4	53	28 3	1 11 10
7 9	6	2 7	0 2 11	11 18 1	52	28 8	1 13 5
7 2	19	7 2	0 14 5	12 5 6	50	29 5	2 7 8
8 10	2	6 9	0 2 10	12 8 6	42	24 9	1 8 11
12 8	9	5 7	0 2 9	14 18 2	70	52 5	1 12 1
11 6	8	6 10	0 9 3	13 19 1	36	19 10	2 7 1
7 8	12	4 5	0 7 2	13 8 0	46	26 2	2 1 0
9 8	13	4 6	0 3 6	11 10 6	55	36 4	1 4 5
9 7	14	4 1	0 2 9	11 3 1	55	36 5	1 11 4
8 9	17	3 11	0 3 6	11 15 11	53	31 3	1 14 8
10 7	5	3 7	0 2 10	15 18 2	49	27 4	2 7 7
9 10	32	7 5	0 3 4	12 4 0	48	32 0	2 8 1
9 10	3	1 5	0 3 3	10 15 5	34	18 11	2 7 2
10 1	17	2 9	0 3 5	12 15 5	44	24 4	1 12 11
9 6	13	2 4	0 3 11	13 18 2	50	35 8	1 15 0
15 4	8	4 2	0 3 1	13 0 3	46	27 0	2 16 0
7 9	5	3 10	0 4 10	13 1 8	47	26 8	1 14 9
14 4	5	2 4	0 4 10	14 4 7	50	28 8	2 0 9
10 2	8	3 9	0 9 0	15 5 3	52	30 11	1 16 7
11 11	9	3 7	0 10 11	12 3 0	49	25 1	1 19 0
10 1	10	4 1	0 6 1	12 18 11	49	29 6	1 18 6

† Includes cost of baker's pies, etc.



## APPENDIX

The Expenditure on the Maintenance and Management of District  
Tobacco supplied to each Patient and the Cost per Patient of

	E.			F.—ALL OTHER EXPENSES.						
	Salaries and Wages.			1. House- hold Re- quisites.	2. Laundry Re- quisites.	3. Medical and Surgical Appli- ances.	4. Fuel, Light and Water.	5. Fees, Taxes (borne by occupiers), Amuse- ments, etc.	6. Furniture and Fur- nishings (Replace- ments and Repairs).	7. Total of all other Expenses.
	Cost per Patient.			Cost per Patient.	Cost per Patient.	Cost per Patient.	Cost per Patient.	Cost per Patient.	Cost per Patient.	Cost per Patient.
	£ s. d.	s. d.	s. d.	s. d.	s. d.	£ s. d.	£ s. d.	£ s. d.	£ s. d.	£ s. d.
1	24 10 8	3 7	5 10	7 4	6 11 0	3 8 4	1 3 7	11 19 8		
2	22 18 6	1 8	6 6	13 1	3 6 10	2 15 2	1 4 9	8 8 8		
3	18 5 11	8 7	7 1	6 1	4 15 8	3 5 1	1 7 10	10 10 0		
4	17 10 3	18 3	11 3	16 6	6 6 6	2 1 4	1 1 1	11 14 4		
5	19 12 2	6 11	4 4	11 7	3 19 11	3 6 6	1 18 3	10 7 7		
6	15 7 0	14 1	10 1	13 4	4 1 4	1 7 9	0 19 5	8 6 0		
7	24 2 2	8 11	6 0	6 6	5 10 0	5 18 2	0 8 2	12 17 2		
8	18 4 1	15 4	3 8	12 9	4 19 9	4 2 1	1 19 11	12 13 0		
9	30 9 11	*20 9	...	15 6	6 9 1	3 0 7	0 13 1	11 19 0		
10	26 0 4	*24 8	...	9 8	5 0 3	3 2 10	0 15 7	10 13 0		
11	25 7 7	*23 8	...	16 1	5 0 8	2 7 8	0 13 5	10 11 0		
12	20 3 9	† ...	† ...	11 0	7 14 0	5 1 0	3 9 5	16 15 0		
13	29 6 5	12 11	11 8	19 11	5 13 4	10 15 8	1 7 2	20 0 0		
14	24 10 6	5 5	4 1	12 7	3 6 0	2 12 0	2 7 11	9 8 0		
15	16 6 5	7 0	4 3	9 0	3 15 4	4 0 1	1 14 2	10 9 0		
16	15 15 4	5 6	2 9	9 3	4 16 11	3 15 5	2 11 8	12 11 0		
17	23 5 10	0 8	13 10	12 10	4 1 4	2 1 8	1 13 2	9 3 0		
18	15 6 0	7 4	5 4	7 7	4 9 9	3 6 8	1 2 7	9 19 0		
19	28 8 4	10 5	7 1	12 11	8 3 7	5 4 9	2 0 4	16 19 0		
20	22 2 6	8 11	10 0	15 2	5 1 6	2 0 4	1 8 9	10 4 0		
21	23 6 6	7 7	7 9	7 7	3 11 9	2 17 1	1 3 3	8 15 0		
	21 19 1	10 1	5 9	11 9	5 1 8	3 12 10	1 9 8	11 11 0		

\* Includes Laundry Requisites, etc.

† Included under Furniture and Furnishings.



TABLE XIV.—*continued.*

Asylums, the Quantities of the various articles of Dietary, and of various items of Maintenance during the Financial Year 1935-1936.

TOTAL MAINTENANCE EXPENSES.			† Deduct Mis- cellaneous Receipts.	NET MAINTENANCE EXPENSES.			
Cost per Patient.	GROSS TOTAL.	Cost per Pauper Patient (calculated on the average number of Pauper Patients Resident).		NET TOTAL.			
£ s. d.	£	£	£ s. d.	£			
49 12 10	35,544	—7,328	41 3 10	28,216	1		
48 2 9	27,247	—3,518	45 17 8	23,729	2		
43 3 3	29,999	—4,101	41 4 9	25,898	3		
44 15 11	9,631	—1,495	39 2 4	8,136	4		
44 4 6	27,330	—4,545	38 3 4	22,785	5		
41 8 10	9,532	— 404	42 5 2	9,128	6		
53 15 10	55,513	—2,727	52 8 5	52,786	7		
46 19 8	42,700	—4,117	45 4 7	38,583	8		
56 4 8	49,710	—2,152	55 7 3	47,558	9		
50 7 7	62,518	—4,415	48 10 0	58,103	10		
49 18 10	43,798	—3,114	49 5 1	40,684	11		
56 0 6	43,194	—3,014	54 8 11	40,180	12		
64 18 5	16,035	—2,721	57 12 9	13,314	13		
47 12 5	72,527	—14,833	40 13 9	57,694	14		
41 17 11	16,319	—1,066	41 19 3	15,253	15		
44 6 8	7,936	—1,422	39 14 5	6,514	16		
49 1 4	16,900	—2,791	48 16 5	14,109	17		
40 16 6	17,514	— 871	40 17 10	16,643	18		
32 6 8	24,747	—2,231	58 15 9	22,516	19		
50 5 0	20,396	—2,980	47 14 4	17,416	20		
46 17 10	49,797	—6,386	43 14 4	43,411	21		
49 3 9	678,887	—76,231	§ 46 6 8	602,656			

† The figures in this column include the Profit or Loss on the Farm and Garden, but do not include sums recovered from relatives of Pauper Patients.

§ This figure, like those in the preceding columns, is the mean of the cost in each Asylum. The actual average cost per head for all Patients in these Asylums is £49, 8s. 10d. The actual cost per Pauper Patient is £46, 11s. 2d.



APPENDIX—TABLE XV.

Quantities and Estimated Values of Articles supplied to District Asylums from Asylum Farms and Gardens during the Financial Year 1935-1936, and the Prices at which the Produce supplied has been estimated.

FARMS AND GARDENS OF DISTRICT ASYLUMS.		QUANTITIES AND ESTIMATED VALUES OF SUPPLIES TO ASYLUMS FROM ASYLUM FARMS AND GARDENS.										PRICES AT WHICH PRODUCE SUPPLIED TO ASYLUMS HAS BEEN ESTIMATED.										FARMS AND GARDENS OF DISTRICT ASYLUMS.																																																																																																																																																																																																																																																																																																																																																																																																																																																																																																																																																																																																																																																																																																																																																																																																																																																																																																														
		Butcher Meat.		Poultry and Game.		Milk.		Butter.		Eggs.		Potatoes.		Green Vegetables.		Fresh Fruits.		Gundries.		Total Value.		Butcher Meat.		Poultry and Game.		Milk.		Butter.		Eggs.		Potatoes.		Green Vegetables.		Fresh Fruits.		Total Value.																																																																																																																																																																																																																																																																																																																																																																																																																																																																																																																																																																																																																																																																																																																																																																																																																																																																																														
cwt.	£	lbs.	£	gals.	£	lbs.	£	cwt.	£	cwt.	£	cwt.	£	cwt.	£	lbs.	£	£	£	£	£	£ s. d.	£ s. d.	£ s. d.	£ s. d.	£ s. d.	£ s. d.	£ s. d.	£ s. d.	£ s. d.	£ s. d.	£ s. d.	£ s. d.	£ s. d.	£ s. d.	£ s. d.	£ s. d.																																																																																																																																																																																																																																																																																																																																																																																																																																																																																																																																																																																																																																																																																																																																																																																																																																																																																															
1. Aberdeen.	...	322	16	30644	1660	...	...	4329	136	1814	354	415	107	557	12	175	2460	...	...	...	...	...	...	...	...	...	...	...	...	...	...	...	...	...	...	...	...	...	...	...	...	...	...	...	...	...	...	...	...	...	...	...	...	...	...	...	...	...	...	...	...	...	...	...	...	...	...	...	...	...	...	...	...	...	...	...	...	...	...	...	...	...	...	...	...	...	...	...	...	...	...	...	...	...	...	...	...	...	...	...	...	...	...	...	...	...	...	...	...	...	...	...	...	...	...	...	...	...	...	...	...	...	...	...	...	...	...	...	...	...	...	...	...	...	...	...	...	...	...	...	...	...	...	...	...	...	...	...	...	...	...	...	...	...	...	...	...	...	...	...	...	...	...	...	...	...	...	...	...	...	...	...	...	...	...	...	...	...	...	...	...	...	...	...	...	...	...	...	...	...	...	...	...	...	...	...	...	...	...	...	...	...	...	...	...	...	...	...	...	...	...	...	...	...	...	...	...	...	...	...	...	...	...	...	...	...	...	...	...	...	...	...	...	...	...	...	...	...	...	...	...	...	...	...	...	...	...	...	...	...	...	...	...	...	...	...	...	...	...	...	...	...	...	...	...	...	...	...	...	...	...	...	...	...	...	...	...	...	...	...	...	...	...	...	...	...	...	...	...	...	...	...	...	...	...	...	...	...	...	...	...	...	...	...	...	...	...	...	...	...	...	...	...	...	...	...	...	...	...	...	...	...	...	...	...	...	...	...	...	...	...	...	...	...	...	...	...	...	...	...	...	...	...	...	...	...	...	...	...	...	...	...	...	...	...	...	...	...	...	...	...	...	...	...	...	...	...	...	...	...	...	...	...	...	...	...	...	...	...	...	...	...	...	...	...	...	...	...	...	...	...	...	...	...	...	...	...	...	...	...	...	...	...	...	...	...	...	...	...	...	...	...	...	...	...	...	...	...	...	...	...	...	...	...	...	...	...	...	...	...	...	...	...	...	...	...	...	...	...	...	...	...	...	...	...	...	...	...	...	...	...	...	...	...	...	...	...	...	...	...	...	...	...	...	...	...	...	...	...	...	...	...	...	...	...	...	...	...	...	...	...	...	...	...	...	...	...	...	...	...	...	...	...	...	...	...	...	...	...	...	...	...	...	...	...	...	...	...	...	...	...	...	...	...	...	...	...	...	...	...	...	...	...	...	...	...	...	...	...	...	...	...	...	...	...	...	...	...	...	...	...	...	...	...	...	...	...	...	...	...	...	...	...	...	...	...	...	...	...	...	...	...	...	...	...	...	...	...	...	...	...	...	...	...	...	...	...	...	...	...	...	...	...	...	...	...	...	...	...	...	...	...	...	...	...	...	...	...	...	...	...	...	...	...	...	...	...	...	...	...	...	...	...	...	...	...	...	...	...	...	...	...	...	...	...	...	...	...	...	...	...	...	...	...	...	...	...	...	...	...	...	...	...	...	...	...	...	...	...	...	...	...	...	...	...	...	...	...	...	...	...	...	...	...	...	...	...	...	...	...	...	...	...	...	...	...	...	...	...	...	...	...	...	...	...	...	...	...	...	...	...	...	...	...	...	...	...	...	...	...	...	...	...	...	...	...	...	...	...	...	...	...	...	...	...	...	...	...	...	...	...	...	...	...	...	...	...	...	...	...	...	...	...	...	...	...	...	...	...	...	...	...	...	...	...	...	...	...	...	...	...	...	...	...	...	...	...	...	...	...	...	...	...	...	...	...	...	...	...	...	...	...	...	...	...	...	...	...	...	...	...	...	...	...	...	...	...	...	...	...	...	...	...	...	...	...	...	...	...	...	...	...	...	...	...	...	...	...	...	...	...	...	...	...	...	...	...	...	...	...	...	...	...	...	...	...	...	...	...	...	...	...	...	...	...	...	...	...	...	...	...	...	...	...	...	...	...	...	...	...	...	...	...	...	...	...	...	...	...	...	...	...	...	...	...	...	...	...	...	...	...	...	...	...	...	...	...	...	...	...	...	...	...	...	...	...	...	...	...	...	...	...	...	...	...	...	...	...	...	...</



## APPENDIX—TABLE XVI.

Acreeage of Farms attached to District Asylums; Receipts and Expenses of such Farms and Gardens during the Financial Year 1935-1936, and Profit shown on the year's transactions.

FARMS AND GARDENS OF DISTRICT ASYLUMS.	ACREAGE OF FARM AND GARDEN.			RECEIPTS.														EXPENDITURE.											Profit + or Loss -			
	Arable or in Per- manent Pasture.	Non-Arable.	Total.	Valuation of Stock at 15th May 1936.		Butcher Meat.	Poultry and Game.	Milk.			Butter and Cheese.	Eggs.	Potatoes.	Green Vegetables.	Fresh Fruits.	Grain, Meal.	Live Stock.	Wool, Hides, Skins.	Grazing, Cartage, Sundries, and accounts due to Farm.	Total.	Valuation of Stock at 15th May 1935.											
				1.	2.			3.	4.	5.											6.	7.	8.	9.	10.	11.	12.	13.		14.	1.	2.
1. Aberdeen . . . . .	253	46	299	1,911	299	16	1,793	136	354	107	12	12	1580	1,580	6,090	1,783	246	971	107	121	593	188	867	437	5,313	+ 777						
2. Argyll. . . . .	362	48	410	2,787	258	32	2,411	162	315	182	5	5	744	1,580	7,110	2,695	154	405	130	122	1,389	244	881	476	6,496	+ 614						
3. Ayr . . . . .	104	12	116	245	4	25	492	79	465	137	41	41	1,473	1,505	6,439	2,895	367	816	201	95	631	159	637	137	5,938	+ 328						
4. Banff . . . . .	278	10	288	3,422	4	25	492	26	1,175	709	34	404	2,559	19	20,346	9,000	907	665	61	218	2,615	631	1,920	1,327	17,344	+ 501						
5. Dundee . . . . .	461	...	461	9,630	...	...	5,312	...	124	222	120	44	2,559	19	20,346	9,000	907	665	61	218	2,615	631	1,920	1,327	17,344	+ 3,002						
6. East Lothian . . . . .	254	13	267	2,536	23	31	904	124	222	120	44	568	1,678	183	6,433	2,622	681	1,041	344	94	717	253	1,059	111	6,956	- 523						
7. Edinburgh . . . . .	630	246	876	6,119	610	108	3,462	326	458	520	56	...	1,274	37	13,214	6,111	498	308	232	503	1,785	177	2,488	380	12,482	+ 732						
8. Fife . . . . .	448	13	461	4,825	2,257	...	3,503	...	915	176	4	583	3,203	159	15,885	4,369	674	3,949	538	296	2,418	317	1,622	755	14,938	+ 947						
9. Glasgow . . . . .	303	115	418	6,686	...	...	3,451	...	434	105	51	63	307	...	11,210	6,208	413	115	262	135	1,581	327	1,284	601	10,926	+ 284						
10. Glasgow (Gartloch) . . . . .	787	131	918	14,970	422	...	5,947	...	1,404	278	142	12	1,862	42	26,015	13,550	954	809	1,227	246	2,344	603	3,402	1,333	24,468	+ 1,547						
11. Govan . . . . .	176	20	196	6,286	...	...	3,511	8	273	302	79	162	704	...	11,655	6,474	414	26	385	86	1,591	190	1,437	724	11,327	+ 328						
12. Inverness . . . . .	429	60	489	3,652	1,298	...	2,858	...	47	530	303	25	983	42	9,748	4,070	660	1,756	131	184	995	103	885	446	9,230	+ 518						
13. Kirkcaldy . . . . .	57	...	57	549	73	5	549	...	59	250	220	59	185	7	11,816	491	140	116	56	139	129	65	349	120	1,605	+ 211						
14. Lanark . . . . .	503	749	1,252	5,405	4	44	3,542	60	60	791	53	96	1,877	12	11,954	5,278	520	352	182	66	1,940	284	1,605	422	10,649	+ 1,305						
15. Midlothian . . . . .	483	47	530	5,036	7	44	3,542	60	60	791	53	96	1,877	12	11,954	5,036	432	1,182	118	263	1,073	87	1,396	309	9,978	+ 184						
16. Morayshire . . . . .	149	...	149	1,792	...	...	777	...	87	120	28	41	1,070	9	4,045	1,649	295	980	100	54	291	127	923	102	3,821	+ 362						
17. Paisley . . . . .	220	156	376	2,000	24	...	922	...	...	203	159	22	152	3	4,265	2,564	291	3	81	64	347	127	920	230	3,821	- 362						
18. Perth . . . . .	156	23	179	2,498	...	...	821	...	9	300	376	33	86	...	6,758	2,968	218	217	122	87	2,177	96	607	336	6,828	- 70						
19. Renfrew . . . . .	160	...	160	2,250	...	...	1,462	...	71	239	179	3	126	...	5,509	2,305	175	5	44	54	304	82	958	435	4,362	+ 362						
20. Roxburgh . . . . .	38	18	56	289	...	...	...	...	232	84	536	21	130	...	1,292	254	...	70	10	78	145	131	291	70	1,049	+ 243						
21. Stirling . . . . .	308	...	308	6,045	586	80	3,476	...	391	721	451	153	144	1,017	13,083	6,076	661	320	213	236	1,080	263	1,148	504	10,583	+ 2,500						
Totals	6,559	1,707	8,266	88,933	5,566	513	45,910	97	2,155	8,699	6,402	903	2,814	27,960	195,238	86,669	8,800	198	15,025	4,575	3,184	24,205	4,646	24,244	9,255	180,801	+ 14,437					

\* These figures include the estimated rent for farm (shown as a deduction in Table XVII) besides the rent paid for farm land held on lease.



## APPENDIX.—TABLE XVII.

The Expenditure of District Asylum Authorities during the Financial Year 1935-1936 in Providing, Building, Repairing, and Fitting up and Furnishing District Asylums; and the amount of Monies Borrowed by District Asylum Authorities under the provisions of the Act 20 & 21 Vict., c. 71.

DISTRICT ASYLUMS.	EXPENDITURE.						DEDUCTIONS.										20. Amount of Monies Borrowed remaining due at 15th May 1936.	21. Amount of Assessment raised for, or applied to, Reduction of Debt.		
	Land.		Improvements, Alterations, Additions.		Debt Charges		11. Gross Expenditure.	12. Bank and Other Interest (Balance).	13. Rents from Tenants of Houses, etc.	14. Rental for Lodging of Private Patients.	Transfers from Farm Account.		17. Other Deductions.	18. Total Deductions.	19. Net Expenditure.					
	1. Purchase of Land.	2. Rent of Land.	3. Rates, Taxes, Fen- duy, Stipends.	4. Asylum Grounds and Buildings.	5. Farm Grounds and Buildings.	6. Tradesmen's Wages.					7. Furniture and Furnishings.	8. Interest on Monies Borrowed.				9. Bank Interest and Inter- est on Temporary Loans (Balance).			10. Expenses of General Management.	15. Of Rented Rent from Farm Account.
1. Aberdeen	...	...	812	1,719	...	1,493	1,155	...	932	6,111	390	148	222	...	132	892	5,219	34,114	1,847	
2. Argyll	...	...	888	1,208	94	1,552	455	...	221	4,642	117	232	145	...	29	523	2,523	12,119	510	
3. Ayr	...	...	1,082	1,082	...	...	60	...	60	2,903	...	252	100	...	...	352	2,551	8,775	1,800	
4. Banff	...	...	293	663	236	350	698	5	126	2,371	...	174	50	...	81	305	2,066	13,836	660	
5. Dundee	...	...	1,412	2,317	1,000	1,417	126	...	460	6,732	1,160	327	569	...	537	3,397	3,335	2,625	2,037	
6. East Lothian.	...	...	213	488	395	...	301	25	419	1,841	...	327	608	...	20	989	852	5,217	1,182	
7. Edinburgh	...	...	1,676	4,642	...	4,116	6,401	...	1,429	18,264	...	587	428	...	4	1,417	16,847	66,502	7,415	
8. Fife	...	...	953	4,984	11	2,773	1,201	256	693	10,001	...	638	674	...	...	2,011	7,990	...	1,584	
9. Glasgow (Gartloch)	...	...	1,304	3,164	22	7,473	24	...	603	12,590	...	1,213	415	...	110	1,863	10,727	3,649	...	
10. Glasgow (Woodlee)	...	...	2,113	4,710	286	8,809	36	...	787	16,755	...	3,308	900	...	105	4,527	12,228	5,988	...	
11. Govan	...	...	1,670	1,497	4,498	4,048	1,727	...	529	13,969	...	851	400	...	16	1,564	12,405	86,062	5,616	
12. Inverness	...	...	1,823	1,389	...	1,543	2,664	...	373	9,612	29	191	660	...	51	931	8,681	89,521	3,531	
13. Kirklands	...	...	537	537	...	1,031	...	...	419	2,530	38	219	...	...	...	257	2,273	...	...	
14. Lanark	...	...	2,256	6,460	136	2,091	...	...	704	11,647	...	2,910	520	...	87	3,857	7,790	...	...	
15. Midlothian	...	...	569	1,161	190	481	411	...	317	3,129	6	120	160	...	...	374	2,755	10,900	708	
16. Morayshire	...	...	165	541	420	...	353	100	268	1,847	...	10	286	...	4	416	1,431	6,815	641	
17. Paisley	...	...	344	579	52	214	346	...	262	1,797	...	81	322	...	10	683	1,114	6,000	667	
18. Perth	...	...	217	1,220	...	279	72	...	166	1,954	...	264	50	...	5	319	1,635	1,200	300	
19. Renfrew	...	...	863	783	132	937	1,086	...	686	4,493	75	166	...	...	17	433	4,060	13,850	6,945	
20. Roxburgh	...	...	1,234	1,092	...	874	52	...	382	4,041	...	240	...	...	72	312	3,729	1,009	877	
21. Stirling	...	...	1,284	2,473	...	2,398	1,609	...	195	7,959	27	389	132	...	540	1,341	6,618	34,533	2,650	
Totals	350	12	21,539	41,809	7,472	41,879	19,521	416	10,031	145,188	175	12,045	4,761	6,764	198	2,820	26,763	118,425	402,669	38,970

\* Rents or Fen-duities of farm lands proper appear in Table XVI.

† Under this heading appears such expenditure as is required for the complete equipment of the Asylum and additions thereto, and for articles rendered necessary by increase of population.



## APPENDIX—MENTAL DEFICIENCY—TABLE No. 1.

Number of Defectives on the Register at 1st January of each year, and the numbers placed on and removed from the Register during each year.

YEARS.	1.		2.				3.		4.			
	Total Registered Mental Defectives at 1st January.		Distribution of Mental Defectives shown in Column 1.				Number admitted to Register during the Year.		Number removed from Register during the year.			
			In Institutions.		Under Guardianship in Private Dwellings.				On Discharge.		By Death.	
	M.	F.	M.	F.	M.	F.	M.	F.	M.	F.	M.	F.
5 . . .	151	144	114	93	37	51	547	486	45	17	36	27
6 . . .	617	586	480	412	137	174	227	213	98	78	31	26
7 . . .	715	695	515	475	200	220	188	184	72	59	35	22
8 . . .	796	798	568	523	228	275	225	154	102	73	64	54
9 . . .	855	825	621	534	234	291	171	176	89	77	40	43
Average of 5 Years . . .	627	610	460	407	167	202	272	243	81	61	41	34
0 . . .	897	881	647	576	250	305	226	202	131	100	45	27
1 . . .	947	956	663	605	284	351	197	194	81	104	35	28
2 . . .	1028	1018	695	620	333	398	208	261	112	175	30	30
3 . . .	1094	1074	715	643	379	431	211	176	108	93	25	21
4 . . .	1172	1136	752	682	420	454	187	214	104	92	40	21
Average of 5 Years . . .	1028	1013	694	625	333	388	206	209	107	113	35	25
5 . . .	1215	1237	768	731	447	506	233	194	110	93	30	22
6 . . .	1308	1316	823	786	485	530	201	154	94	64	29	28
7 . . .	1386	1378	883	829	503	549	162	154	66	48	31	20
8 . . .	1451	1464	924	904	527	560	162	118	97	67	27	17
9 . . .	1489	1498	947	938	542	560	240	342	183	263	27	22
Average of 5 Years . . .	1370	1379	869	838	501	541	200	192	110	107	29	22
0 . . .	1519	1555	974	991	545	564	284	207	125	89	26	26
1 . . .	1652	1647	1083	1092	569	555	196	138	82	65	33	23
2 . . .	1733	1697	1139	1118	594	579	293	239	77	56	31	36
3 . . .	1918	1844	1269	1218	649	626	246	213	88	52	34	35
4 . . .	2042	1970	1357	1314	685	656	291	184	81	75	32	24
Average of 5 Years . . .	1773	1743	1164	1147	608	596	262	196	91	67	31	29
5 . . .	2220	2055	1504	1372	716	683	238	126	84	57	45	39
6 . . .	2329	2085	1591	1383	738	702	485	280	390	117	48	60
7 . . .	2376	2188	1627	1467	749	721	...	...	...	...	...	...



## APPENDIX—MENTAL DEFICIENCY—TABLE No. II.

The Number on the Register of Rate-Aided Mental Defectives of each sex chargeable to each County and Large Burgh in Scotland on 1st January 1937 and the manner of their distribution, also the number per 100,000 of the population.

1.  COUNTIES.	2.  Population in 1931.	3.  Number of Registered Rate-Aided Mental Defectives at 1st January 1937.			4.  Distribution of the Numbers of Rate-Aided Mental Defectives shown in Column 3.				5.  Number of Registered Rate-Aided Mental Defectives per 100,000 of the Population.		
		M.	F.	T.	In Certified Institutions.			Under Guardianship in Private Dwellings.			
					M.	F.	T.				
1. Aberdeen	145,601	79	81	160	44	29	73	35	52	87	109.9
2. Angus	76,970	18	22	40	13	14	27	5	8	13	52.0
3. Argyll	63,050	13	15	28	9	5	14	4	10	14	44.4
4. Ayr	210,334	71	75	146	31	44	75	40	31	71	69.4
5. Banff	54,907	16	33	49	7	12	19	4	21	30	89.2
6. Berwick	26,612	6	7	13	2	3	5	4	4	8	48.9
7. Bute	18,823	2	5	7	1	3	4	1	2	3	37.2
8. Caithness	25,656	14	4	18	1	...	1	13	4	17	70.2
9. Clackmannan	31,948	8	13	21	7	11	18	1	2	3	65.7
10. Dumfries	58,252	11	12	23	8	10	18	3	2	5	39.5
11. Dunbarton	79,246	23	17	40	15	16	31	8	1	9	50.5
12. East Lothian.	47,338	14	...	27	10	8	18	4	5	9	57.0
13. Fife	197,436	85	66	151	55	44	99	30	22	52	76.5
14. Inverness	59,525	40	29	69	7	9	16	33	20	53	115.9
15. Kincardine	27,442	7	13	20	7	6	13	...	7	7	72.9
16. Kirkcudbright	30,341	11	13	24	7	8	15	4	5	9	79.1
17. Lanark	300,847	105	97	202	86	66	152	19	31	50	67.1
18. Midlothian	87,286	22	27	49	15	15	30	7	12	19	56.1
19. Moray and Nairn	49,100	19	25	44	5	18	23	14	7	21	89.6
20. Orkney	22,077	3	4	7	...	2	2	3	2	5	31.7
21. Peebles	15,051	3	4	7	3	3	6	...	1	1	46.5
22. Perth and Kinross	93,440	24	28	52	21	18	39	3	10	13	55.7
23. Renfrew	103,611	25	17	42	18	15	33	7	2	9	40.5
24. Ross	62,799	23	14	37	4	...	4	19	14	33	58.9
25. Roxburgh	45,788	13	13	26	7	6	13	6	7	13	56.8
26. Selkirk	22,608	5	11	16	2	6	8	3	5	8	70.8
27. Stirling	107,288	27	20	47	23	12	35	4	8	12	43.8
28. Sutherland	16,101	11	9	20	...	2	2	11	7	18	124.2
29. West Lothian	81,431	37	32	69	25	28	53	12	4	16	84.7
30. Wigtown	29,331	18	11	29	2	1	3	16	10	26	98.9
31. Zetland	21,421	3	1	4	...	...	...	3	1	4	18.7



Scotland on 1st January 1937, and the manner of their distribution, also the number per 100,000 of the population.

1.  LARGE BURGHS.	2.  Population in 1931.	3.  Number of Registered Rate-Aided Mental Defectives at 1st January 1937.			4.  Distribution of the Numbers of Rate-Aided Mental Defectives shown in Column 3.				5.  Number of Registered Rate-Aided Mental Defectives per 100,000 of the Population.		
					In Certified Institutions.		Under Guardianship in Private Dwellings.				
		M.	F.	T.	M.	F.	T.	M.		F.	T.
1. Aberdeen	167,258	38	27	65	29	14	43	9	13	22	38.9
2. Airdrie	25,954	6	2	8	4	1	5	2	1	3	30.8
3. Arbroath	17,635	3	7	10	2	3	5	1	4	5	56.7
4. Ayr	36,783	6	8	14	4	5	9	2	3	5	38.1
5. Clydebank	46,952	17	10	27	10	8	18	7	2	9	57.5
6. Coatbridge	43,056	17	25	42	13	17	30	4	8	12	97.5
7. Dumbarton	21,546	3	2	5	3	2	5	...	...	...	23.2
8. Dumfries	22,795	3	...	3	3	...	3	...	...	...	13.2
9. Dundee	175,585	17	29	46	17	27	44	...	2	2	26.2
10. Dunfermline	35,058	16	18	34	8	6	14	...	12	20	97.0
11. Edinburgh	439,010	317	268	585	281	217	498	36	51	87	133.3
12. Falkirk	36,566	9	9	18	9	9	18	...	...	...	49.2
13. Glasgow	1,088,461	908	875	1,783	588	588	1,176	320	287	607	163.8
14. Greenock	78,949	26	17	43	21	16	37	5	1	6	54.5
15. Hamilton	37,862	8	9	17	8	9	17	...	...	...	44.9
16. Inverness	22,583	3	5	8	1	3	4	2	2	4	35.4
17. Kilmarnock	38,100	6	5	11	5	5	10	1	...	1	28.9
18. Kirkcaldy	43,874	21	10	31	16	6	22	5	4	9	70.7
19. Motherwell and Wishaw	64,710	21	23	44	19	19	38	2	4	6	68.0
20. Paisley	86,445	38	35	73	28	31	59	10	4	14	84.4
21. Perth	34,807	16	10	26	13	8	21	3	2	5	74.7
22. Port-Glasgow	19,581	1	2	3	1	1	2	...	1	1	15.3
23. Rutherglen	25,157	12	4	16	7	1	8	5	3	8	63.6
24. Stirling	22,593	5	6	11	2	6	8	3	...	3	48.7
Totals in Large Burghs.	2,631,320	1,517	1,406	2,923	1,092	1,002	2,094	425	404	829	111.1
Totals in Counties (Brought forward)	2,211,660	756	731	1,487	435	414	849	321	317	638	67.2
GENERAL TOTALS	4,842,980	2,273	2,137	4,410	1,527	1,416	2,943	746	721	1,467	91.1



## APPENDIX—MENTAL DEFICIENCY—TABLE No. III.

The Number of Private and Rate-Aided Defectives of each sex in each of the Certified Institutions on 1st January 1937, and the changes which have taken place during the year 1936, also the rate of board in each Institution.

Name of Institution.	Address.	Name of Superintendent.	Weekly Rate of Board for Maintenance of Rate-Aided Mental Defectives.				Number of Defectives Resident at 1st January 1937.				Admissions during 1936.				Discharges during 1936.				Deaths during 1936.			
			s.	d.	Private.	Aided.	Total.	Private.	Aided.	Total.	Private.	Aided.	Total.	Private.	Aided.	Total.	Private.	Aided.	Total.	Private.	Aided.	Total.
			19	3	M.	F.		M.	F.		M.	F.		M.	F.		M.	F.		M.	F.	
Baldovan .	Near Dundee .	Dr. Forbes .	19	3	8	2	350	2	13	15	2	13	10	25	1	12	6	19	1	2	3	3
Birkwood .	Lesmahagow .	Mrs. Davidson .	16	4	1	1	144	...	6	8	...	4	...	14	...	4	...	4	...	3	2	5
Bridge of Weir .	Bridge of Weir .	Dr. Pell .	25	0	...	...	200	...	...	...	...	...	...	...	...	...	...	...	...	2	...	2
Broadfield .	Port Glasgow .	Miss Margaret D. Morrison .	18	8	...	...	3	...	...	...	...	...	...	...	...	...	...	...	...	...	...	...
Caldwell House .	Uplawmoor .	Miss Jessie Masterton .	19	3	...	...	99	...	3	4	...	3	...	7	...	3	...	3	...	1	...	1
Dunlop House .	Dunlop, Ayrshire .	Miss Jessie Nicol .	25	0	...	...	140	...	...	...	...	...	...	...	...	...	...	2	...	...	2	2
Falkirk Poorhouse .	Falkirk .	Dr. Chislett .	21	0	...	...	62	...	3	3	...	1	...	6	...	1	...	1	...	...	1	1
Gogarburn .	Corstorphine, Edinburgh .	Dr. Bailey .	16	11	...	...	75	...	...	53	...	...	...	73	...	4	...	3	...	...	5	8
Larbert .	Larbert .	Dr. Spence .	19	0	72	43	724	9	30	34	1	19	5	81	1	19	5	26	2	4	10	11
Lennox Castle .	Lennoxtown .	Dr. Chislett .	21	0	1	...	491	1	297	68	...	...	...	366	...	...	...	...	...	...	...	4
St. Charles' .	Carstairs .	Sister M. Perpetua-Bowden .	20	10	...	...	144	...	12	4	...	7	6	16	...	7	6	13	...	...	1	1
St. Joseph's .	Rosewell, Midlothian .	Sister Joseph Moore .	22	8	3	1	107	...	15	12	...	9	5	30	...	301	57	359	...	3	4	7
Stoneyetts .	Chryston, Glasgow .	Dr. Chislett .	22	9	...	...	219	...	20	...	...	...	...	20	...	...	...	...	...	7	1	8
Waverley Park .	Kirkintilloch .	Mr. W. J. Hill, Secy. .	15	6	...	2	111	...	...	14	...	...	...	14	...	...	...	4	...	...	...	1
			85	49	1527	1416	3077	15	8	419	210	652	90	455	2	361	90	455	2	33	39	78



CIRCULAR ISSUED TO MEDICAL SUPERINTENDENTS OF ASYLUMS  
REGARDING THE TREATMENT OF PATIENTS BY INDUCED  
MALARIA.

GENERAL BOARD OF CONTROL FOR SCOTLAND,  
EDINBURGH, 15th February 1936.

SIR,

I am directed to refer to the Board's Circular No. 209, dated 29th August 1928, regarding the treatment by malarial inoculation of patients in Scottish Asylums, and to say that the Board would be glad to be furnished with a note of the number of cases which have been treated in your Asylum by malarial inoculation, the conditions for which treatment was given, the number who have reacted to the treatment and have been discharged as no longer suffering from active mental disease.

As regards the second paragraph of the Circular referred to, I am to say that in the light of further experience and of actual results the Board do not now hold so strongly the view that the method of inducing malaria by the direct inoculation of blood from one patient to another is open to serious objection and they recognise that there are still very great difficulties in carrying out the recommendation contained in that paragraph.

I am to add that the Board have indicated their approval of a Circular which the Department of Health have issued with reference to a scheme for the setting up by that Department of a Central Register of patients from whom malarial infected blood could be obtained for the treatment of cases of general paralysis of the insane and tabes dorsalis by inoculation.

I am, Sir,

Your obedient servant,

J. A. W. STONE,  
*Secretary.*



# REPORTS ISSUED TO MEMBERS OF THE AMERICAN MEDICAL ASSOCIATION RELATING THE TREATMENT OF PATIENTS BY PHYSICIANS

AMERICAN BOARD OF MEDICAL ETHICS  
FOUNDED 1912

The American Board of Medical Ethics was organized in 1912 for the purpose of promoting the highest standards of medical ethics and of maintaining the integrity of the medical profession. It is a non-profit corporation, organized under the laws of the State of Illinois, and its members are physicians who are recognized as leaders in their respective specialties. The Board's primary concern is the welfare of the patient, and it seeks to ensure that the medical profession adheres to the highest standards of ethical conduct.

The Board's activities are directed towards the promotion of the highest standards of medical ethics and the maintenance of the integrity of the medical profession. It does this by issuing reports to its members, which are then distributed to the general public. These reports are based on the Board's findings and recommendations, and they serve as a guide for physicians in their ethical conduct. The Board also maintains a list of its members, which is available to the public.

The Board's reports are issued to its members, who are then responsible for distributing them to the general public. This is done through a variety of channels, including the Board's website, its newsletter, and its annual report. The Board's reports are an important part of its work, and they provide a valuable resource for physicians and the public alike.

AMERICAN BOARD OF MEDICAL ETHICS  
1111 North Dearborn Street  
Chicago, Illinois 60610





TWENTY-FOURTH  
ANNUAL REPORT OF THE  
GENERAL BOARD OF CONTROL  
FOR SCOTLAND  
for the year  
1937

*Presented by the Secretary of State for Scotland to Parliament  
by Command of His Majesty*

EDINBURGH

PUBLISHED BY HIS MAJESTY'S STATIONERY OFFICE

To be purchased directly from H.M. STATIONERY OFFICE at the following addresses;  
120 George Street, Edinburgh 2; Adastral House, Kingsway, London, W.C.2;  
26 York Street, Manchester 1; 1 St. Andrew's Crescent, Cardiff;  
80 Chichester Street, Belfast;  
or through any bookseller

1938

Price 1s. 6d net

md. 5715



HYPOGLYCÆMIC SHOCK  
TREATMENT in  
SCHIZOPHRENIA

A Study by  
ISABEL G. H. WILSON, M.D., D.P.M.

*1s. 3d. net, post free 1s. 5d.*

---

GENERAL PARALYSIS  
and its TREATMENT  
by INDUCED MALARIA

Report by  
Surgeon Rear-Admiral E. T. MEAGHER,  
R.N. (Retired)

Preface by  
Sir HUBERT BOND, K.B.E., F.R.C.P.

*2s. net, post free 2s. 2d.*

---

HIS MAJESTY'S STATIONERY OFFICE

EDINBURGH 2: 120 George Street

LONDON, W.C.2: Adastral House, Kingsway

CARDIFF: 1 St. Andrew's Crescent

MANCHESTER 1: 26 York Street

BELFAST: 80 Chichester Street

or through any bookseller





TWENTY-FOURTH  
ANNUAL REPORT OF THE  
GENERAL BOARD OF CONTROL  
FOR SCOTLAND  
for the year  
1937

*Presented by the Secretary of State for Scotland to Parliament  
by Command of His Majesty*

EDINBURGH

PUBLISHED BY HIS MAJESTY'S STATIONERY OFFICE

To be purchased directly from H.M. STATIONERY OFFICE at the following addresses:  
120 George Street, Edinburgh 2; Adastral House, Kingsway, London, W.C.2;  
26 York Street, Manchester 1; 1 St. Andrew's Crescent, Cardiff;  
80 Chichester Street, Belfast;  
or through any bookseller

1938

Price 1s. 6d. net

Cmd. 5715



# CONTENTS OF THE REPORT.

---

	PAGE
DEPARTMENTAL CHANGES . . . . .	vii
I. NUMBER AND DISTRIBUTION OF THE INSANE AT 1st	
JANUARY 1938 . . . . .	vii
Changes from Pauper to Private Class, and <i>vice versa</i> . . . . .	ix
II. STATISTICS OF ESTABLISHMENTS FOR LUNATICS . . . . .	ix
Admissions to Establishments . . . . .	ix
(1) <i>Direct under Sheriff's Order, Sanction of the Board, or other</i>	
<i>Statutory Authority</i> . . . . .	ix
(2) <i>By Transfer</i> . . . . .	x
(3) <i>Voluntary</i> . . . . .	x
Discharges from Establishments . . . . .	x
(1) <i>Recovered</i> . . . . .	x
(2) <i>Unrecovered</i> . . . . .	x
Deaths in Establishments . . . . .	x
Removals from Establishments on Statutory Probation . . . . .	x
Orders granted by Sheriffs during the Year . . . . .	xi
Licences granted by the Board for Establishments . . . . .	xi
Changes among Attendants and Servants in Establishments . . . . .	xi
Escapes from Establishments . . . . .	xi
Accidents in Establishments . . . . .	xi
III. POSITION OF LUNACY DISTRICTS AND PRESENT CONDI- TION OF ESTABLISHMENTS FOR THE INSANE . . . . .	xiii
IV. RESEARCH . . . . .	xxii
V. SHORTAGE OF FEMALE NURSES . . . . .	xxiii
VI. "SERVICE" PATIENTS . . . . .	xxv
VII. PATIENTS IN PRIVATE DWELLINGS . . . . .	xxv
Number of Private and Pauper Lunatics . . . . .	xxv
VIII. EXPENDITURE BY LOCAL AUTHORITIES ON PAUPER LUNATICS . . . . .	xxxiv
IX. DANGEROUS LUNATICS . . . . .	xxxiv



	PAGE
X. REMOVALS TO OTHER COUNTRIES . . . . .	xxxv
XI. LUNATICS UNDER JUDICIAL FACTORS. . . . .	xxxv
XII. NUMBER AND DISTRIBUTION OF MENTAL DEFECTIVES AT 1st JANUARY 1938 . . . . .	xxxv
XIII. STATISTICS OF INSTITUTIONS FOR MENTAL DEFECTIVES	xxxvi
XIV. PROVISION OF INSTITUTIONAL ACCOMMODATION FOR RATE-AIDED MENTAL DEFECTIVES . . . . .	xxxvii
XV. INSUFFICIENCY OF PROVISION FOR MENTAL DEFEC- TIVES . . . . .	xl
Shortage of Institutional Accommodation . . . . .	xl
Day Occupation Centres . . . . .	xli
Official Records of Mental Defectives . . . . .	xliii
XVI. DEFECTIVES UNDER GUARDIANSHIP . . . . .	xliii
XVII. EXPENDITURE ON AIDED MENTAL DEFECTIVES . . . . .	xliii



## APPENDIX.

	PAGE
Table showing (a) the Population and the proportion of Registered Lunatics. (b) The Numbers of Private, Pauper, and Criminal Lunatics, distinguishing between the sexes, and the different modes of disposal of Private and Pauper Lunatics . . . . .	1
Table showing (a) Number of Lunatics on Register at 1st January of each year. The numbers placed on and removed from the Register during each year. The excess or decrease of registered Lunatics. (b) The numbers of Lunatics registered each year, who had never previously been registered. (c) Average number of Lunatics on Register during each year, and the percentage of deaths among them . . . . .	2
Table showing the Numbers of Private and Pauper Lunatics resident in Royal, District, Private, and Parochial Asylums, and in Lunatic Wards of Poorhouses, on 31st December of each year from 1925 to 1937; the Numbers thereinto Admitted; the Numbers therefrom Discharged Recovered and Not Recovered; the Numbers Transferred from one Establishment to another; and the Numbers that Died therein in each of the said years . . . . .	3
Table showing the Results of Treatment in different classes of Establishments for each year from 1925 to 1937. (a) Royal and District Asylums; (b) Private Asylums; (c) Parochial Asylum (Lunatic Wards of Poorhouse with Unrestricted Licence); (d) Lunatic Wards of Poorhouses with Restricted Licences; (e) The Statistics of Pauper Lunatics in Private Dwellings for each year from 1925-1937 . . . . .	4
Table showing the Numbers of Private and Pauper Lunatics and the Numbers of Private and Rate-Aided Voluntary Boarders of each Sex, in each Royal and District Asylum, Private Asylum, Parochial Asylum, and Licensed Poorhouse in Scotland, on 1st January 1938, and the accommodation in these Establishments . . . . .	9
Table showing the Numbers of Pauper Lunatics chargeable to each Lunacy District, who were resident in Establishments or in Private Dwellings respectively, on 1st January of each year from 1926-1938 . . . . .	11
Table showing the Numbers of Pauper Lunatics of each Sex chargeable to each County and large Burgh in Scotland on 1st January 1938, and the manner of their disposal . . . . .	16
Table showing the Manner in which the Pauper Lunatics chargeable to each County and large Burgh, placed on the Register of the Board during 1937, were disposed of, and the Changes that have taken place during the year in the Disposal of those on the Register on 1st January of that year . . . . .	18
Table showing the Numbers of Orders granted by the Sheriffs for Admission of Lunatics into any Public, Private, District, or Parochial Asylum or House, stating the Asylum or House to which such Order was sent, during the year ended 31st December 1937 . . . . .	20
Table showing Average Number of Patients Resident, and the Results of Treatment in each Asylum or other Establishment, for the year 1937. (a) Royal and District Asylums; (b) Private Asylums; (c) Parochial Asylum (Lunatic Wards of Poorhouse with Unrestricted Licence); (d) Lunatic Wards of Poorhouses with Restricted Licences . . . . .	22
Table showing the Number of Licences granted by the Board for the Continuance, Establishment, or Renewal of Private Asylums, Lunatic Wards of Poorhouses, and Institutions for Mental Defectives, and the Transfer of any such Licence from any one Establishment to another, during the year ended 31st December 1937 . . . . .	25



Tables showing (i) Classification of all recorded Causes of Death of Private Patients who Died in Asylums and other Establishments in the year 1937, and (ii) Classification of all recorded Causes of Death of Pauper Patients who died in Asylums and other Establishments in the year 1937 . . . . .	26
Table showing the Weekly Rates of Board in Royal and District Asylums, and the estimated Weekly Cost of Patients in Parochial Asylums and Poorhouses during the year ending 15th May 1938 . . . . .	30
Table showing the Expenditure on the Maintenance and Management of District Asylums, the Quantities of the various articles of Dietary, and of Tobacco supplied to each Patient, and the Cost per Patient of the various items of maintenance during the Financial year 1936-37 . . . . .	32
Table showing the Quantities and Estimated Values of Articles supplied to District Asylums from Asylum Farms and Gardens during the Financial year 1936-37, and Prices at which the Produce supplied has been estimated . . . . .	38
Table showing the Acreage of Farms attached to District Asylums; Receipts and Expenses of such Farms and of Gardens during the Financial year 1936-37, and Profit or Loss shown on the year's transactions . . . . .	39
Table showing the Expenditure of District Asylum Authorities during the Financial year 1936-37 in Providing, Building, Repairing, Fitting-up, and Furnishing District Asylums; and the amount of Monies Borrowed by District Asylum Authorities under the provisions of the Act 20 and 21 Vict. c. 71 . . . . .	40
Table showing the Number of Defectives on the Register at 1st January of each year, and the numbers placed on and removed from the Register during each year . . . . .	41
Table showing the Number on the Register of Rate-Aided Mental Defectives of each Sex chargeable to each County and large Burgh in Scotland on 1st January 1938, and the manner of their distribution; also the numbers per 100,000 of the population . . . . .	42
Table showing the Number of Private and Rate-Aided Defectives of each Sex in each of the Certified Institutions on 1st January 1938, and the changes which have taken place during the year 1937; also the rate of board in each Institution . . . . .	44
Circular issued to County Clerks and Town Clerks of large Burghs regarding the provision of institutional accommodation for mental defectives . . . . .	45
Circular issued to County Clerks and Town Clerks of large Burghs in the East Central area of Scotland regarding the provision of institutional accommodation for mental defectives . . . . .	46



1. The history of the Department of the Interior, from its organization in 1849 to the present time, is given in this chapter. It shows the growth of the Department and the changes in its organization and functions.

2. The history of the Bureau of Land Management, from its organization in 1849 to the present time, is given in this chapter. It shows the growth of the Bureau and the changes in its organization and functions.

3. The history of the Bureau of Reclamation, from its organization in 1902 to the present time, is given in this chapter. It shows the growth of the Bureau and the changes in its organization and functions.

4. The history of the Bureau of Indian Affairs, from its organization in 1849 to the present time, is given in this chapter. It shows the growth of the Bureau and the changes in its organization and functions.

5. The history of the Bureau of Geographical Names, from its organization in 1890 to the present time, is given in this chapter. It shows the growth of the Bureau and the changes in its organization and functions.

6. The history of the Bureau of the Census, from its organization in 1790 to the present time, is given in this chapter. It shows the growth of the Bureau and the changes in its organization and functions.

7. The history of the Bureau of the Mint, from its organization in 1792 to the present time, is given in this chapter. It shows the growth of the Bureau and the changes in its organization and functions.

8. The history of the Bureau of the Customs, from its organization in 1789 to the present time, is given in this chapter. It shows the growth of the Bureau and the changes in its organization and functions.

9. The history of the Bureau of the Post Office, from its organization in 1775 to the present time, is given in this chapter. It shows the growth of the Bureau and the changes in its organization and functions.

10. The history of the Bureau of the Treasury, from its organization in 1789 to the present time, is given in this chapter. It shows the growth of the Bureau and the changes in its organization and functions.


11. The history of the Bureau of the War Department, from its organization in 1789 to the present time, is given in this chapter. It shows the growth of the Bureau and the changes in its organization and functions.

12. The history of the Bureau of the Navy Department, from its organization in 1789 to the present time, is given in this chapter. It shows the growth of the Bureau and the changes in its organization and functions.

13. The history of the Bureau of the State Department, from its organization in 1789 to the present time, is given in this chapter. It shows the growth of the Bureau and the changes in its organization and functions.

14. The history of the Bureau of the Supreme Court, from its organization in 1789 to the present time, is given in this chapter. It shows the growth of the Bureau and the changes in its organization and functions.





# Twenty-fourth Annual Report.

TO THE RIGHT HONOURABLE  
**WALTER E. ELLIOT,**  
M.C., M.P.,

*One of His Majesty's Principal Secretaries of State.*

GENERAL BOARD OF CONTROL FOR SCOTLAND,  
EDINBURGH.

SIR,

We, the General Board of Control for Scotland, have the honour to present our Twenty-fourth Annual Report on the Condition and Management of Lunatics and Lunatic Asylums, and on the protection and Control of Mental Defectives in Scotland.

During the year sanction was obtained to the appointment of a fourth Deputy Commissioner, and Dr. R. P. J. M'Broom, Senior Assistant Medical Officer at the Argyll District Asylum, was appointed to the post.

## I.—NUMBER AND DISTRIBUTION OF THE INSANE AT 1st JANUARY 1938.

On 1st January of the present year, exclusive of insane persons maintained at home by their natural guardians, there were in Scotland 19,687 insane persons of whom we had official cognizance, including the inmates of Training Schools for Imbecile Children who have not been certified under the Mental Deficiency Act and of the Criminal Lunatic Department of Perth Prison. Of these 2727 were maintained from private sources, 16,874 from the rates, and 86 at the expense of the State. As the total number at 1st January 1937 was 19,631, an increase of 56 has taken place during the past year.



The table below shows the number and distribution of the insane of each sex in the different classes of establishments and in private dwellings at 1st January 1938, distinguishing between private and pauper patients.

MODE OF DISTRIBUTION.	Male.	Female.	Total.	PRIVATE.			PAUPER.		
				M.	F.	T.	M.	F.	T.
In Royal Asylums . . . . .	1,624	1,888	3,512	812	1,029	1,841	812	859	1,671
„ District Asylums . . . . .	7,189	6,383	13,572	535	219	754	6,654	6,164	12,818
„ Private Asylums . . . . .	9	26	35	9	26	35	...	...	...
„ Parochial Asylum, i.e. Lunatic Wards of Poorhouse with unrestricted Licence† . . . . .	153	111	264	7	1	8	146	110	256
„ Lunatic Wards of Poorhouses with restricted Licences . . . . .	497	542	1,039	1	...	1	496	542	1,038
„ Private Dwellings . . . . .	540	604	1,144	20	40	60	520	564	1,084
„ Criminal Lunatic Department of Perth Prison . . . . .	10,012	9,554	19,566	1,384	1,315	2,699	8,628	8,239	16,867
„ Training Schools . . . . .	80	6	86	...	...	...	...	...	...
„ . . . . .	19	16	*35	15	13	28	4	3	7
TOTALS . . . . .	10,111	9,576	19,687	1,399	1,328	2,727	8,632	8,242	16,874

† Greenock Parochial Asylum is now the only Asylum of this class.

\* In addition to these there were 1069 inmates certified under the Mental Deficiency Act.

The general results during 1937, as compared with 1936, are, in regard to registered \* lunatics, as follows:—(1) There was a total increase of 61, due to an increase of private patients by 8, and an increase of pauper patients by 53. (2) The total increase of 61 resulted from an increase of the number

\* The inmates of Training Schools for Imbeciles and of the Criminal Lunatic Department of Perth Prison are recorded in separate books, and, not being on the Board's General Register of Lunatics, are not included in this statement.



in establishments by 118, and a decrease of the number in private dwellings by 57. (3) The increased number of 118 in establishments arose from an increase of 8 private patients and an increase of 110 pauper patients. (4) The decreased number of 57 in private dwellings arose from a decrease of 57 pauper patients.

#### CHANGES FROM THE PAUPER TO THE PRIVATE CLASS, AND *vice versa*.

It must be kept in view, in connection with the statistical tables giving the number of lunatics classified into private and pauper patients, that each patient does not necessarily continue till his discharge in the class to which he belonged on being placed on the Board's register. The results shown depend partly on the number of persons who, while continuing on the Board's register, cease to be private patients and become paupers, and *vice versa*.

## II.—STATISTICS OF ESTABLISHMENTS FOR LUNATICS.

(See Tables on Pages 1 to 24 of Appendix to Report.)

#### ADMISSIONS TO ESTABLISHMENTS.

- (1) *Admissions directly under a Sheriff's Order,\* the sanction of the Board, or other Statutory Authority.*

In arriving at the number of persons admitted to establishments who thereby add to the gross number of asylum patients, the number of admissions which refer to a mere transfer from one establishment to another must be deducted.

(a) The total number of patients admitted to establishments (excluding transfers) during 1937 was 2735, which is 171 more than in the previous year and 133 less than the average for the quinquennium 1930-34.

(b) The number of private patients admitted last year was 468, which is 24 less than in the preceding year and 41 more than the average for the quinquennium 1930-34. The pauper patients admitted to establishments numbered 2267, which is 195 more than in the preceding year, and 174 less than the average for the quinquennium 1930-34.

The number of patients who had never previously been registered, and who were admitted for the first time to establishments for the insane in Scotland during 1937 was 2144—410 private patients and 1734 pauper patients.

The number of private patients admitted for the first time is 7 more than in the preceding year. The number of pauper patients who had never previously been registered is 98 more than in 1936.

\* NOTE.—Persons admitted to an asylum can be detained only by Order of the Sheriff or of the Secretary of State.



*(2) Admissions by Transfer.*

The number of patients transferred from one establishment to another during 1937 was 348, which is 160 more than in the previous year and 75 more than the average for the five years 1930-34.

*(3) Admission of Voluntary Patients.*

Voluntary patients are persons who, with the sanction of the Board, granted on a simple application signed by the patient, voluntarily enter asylums for treatment of mental disorder. They cannot be detained for more than three days after giving notice of their intention or desire to leave. They are not certified as insane and are not registered as lunatics, but a record is made of their names and other particulars regarding them. The whole number of such persons admitted into asylums in 1937 was 1013. The average number admitted for the ten years 1928-37 was 830. The number resident in each asylum on 1st January 1938 is shown in Table V. of the Appendix. The total number resident was 1405.

## DISCHARGES FROM ESTABLISHMENTS.

*(1) Discharges of the Recovered.*

During 1937, 138 private patients were discharged recovered, which is 10 less than the number in the preceding year and 19 less than the average of the five years 1930-34. The number of pauper patients discharged recovered was 741, which is 101 less than in the preceding year, and 127 less than the average for the five years 1930-34.

*(2) Discharges of the Unrecovered.*

The number of private patients discharged unrecovered, excluding transfers, during 1937, was 109, which is 10 more than last year and 1 more than the average of the five years 1930-34. The number of pauper patients discharged unrecovered was 180, which is 38 more than the number so discharged in the preceding year, and is 36 less than the average for the five years 1930-34.

## DEATHS IN ESTABLISHMENTS.

The number of private patients who died in establishments during 1937 was 207, which is 59 less than last year and equals the average of the five years 1930-34. The number of pauper patients who died was 1242, which is 126 more than last year and 98 more than the average of the five years 1930-34.

The death-rate for private and pauper patients in establishments per cent. of the average number resident for the year 1937 was 7.9, as compared with 7.5 in the previous year.

The causes of death are shown in Table XII. of the Appendix.

## REMOVALS FROM ESTABLISHMENTS ON STATUTORY PROBATION.

At 1st January 1937, 80 patients were absent from asylums on probation, with the sanction of the Board. Of these, 42 have been finally discharged as



recovered, 20 were sent back, and 18 remained, on the expiry of the probationary period, under the care of friends. In the course of 1937, 118 patients were discharged on probation. Of these, 11 have been finally discharged as recovered, 1 whose period of probation has expired remains under the care of friends, 34 have been returned to asylums, and 1 died. The number still on probation at the close of the year was 71.

#### SHERIFFS' ORDERS.

The table on pages 20 and 21 of the Appendix gives the statutory return exhibiting the number of orders granted by Sheriffs for the admission of lunatics into any Public, Private, District or Parochial Asylum, or House, stating the Asylum or House to which such order referred, during the year ended 31st December 1937. The number of orders granted during the year was 2606.

#### LICENCES GRANTED BY THE BOARD FOR ESTABLISHMENTS.

The number of licences granted by us for the continuance or establishment of private asylums, lunatic wards of poorhouses, and certified institutions for mental defectives, and the transfer of any licence from one establishment to another, during the year ended 31st December 1937, are shown in Table XI. of the Appendix.

#### CHANGES AMONG ATTENDANTS AND SERVANTS IN ESTABLISHMENTS.

The number of attendants and servants who left, were dismissed, or died, during 1937, was 2468, which is 226 more than the number for the previous year. The number who resigned their situations voluntarily was 1635, which is 168 more than last year.

In addition to the 1635 who resigned voluntarily, 128 left on account of ill-health, 17 died during their term of service, 376 left without notice, 80 were dismissed for incompetence or unsuitability, 131 whose services were no longer required were not re-engaged, and 101 were dismissed for misconduct.

#### ESCAPES FROM ESTABLISHMENTS.

The whole number of escapes during 1937 was 102. Of these, 48 were brought back within twenty-four hours, 28 within a week, and 3 after a week. There were 23 still absent on the expiry of twenty-eight days from the date of escape. Of the 23 patients not brought back, 1 was discharged recovered, 9 were removed from the asylum registers as relieved, 9 as not improved, and 4 were still absent at 31st December 1937.

#### ACCIDENTS IN ESTABLISHMENTS.

The total number of accidents reported to us as having taken place during the year 1937 was 293, which is 83 more than last year. Much the greater part of this increase is due to the large number of minor injuries which have been reported. As against this increase in the number of minor accidents, there is to be recorded a considerable reduction in the number of fatal accidents and suicides, of which there were only 10 as compared with 29 during 1936. In six cases out of the 10, death was due to suicide and occurred as follows:—

One rate-aided patient hanged herself by means of a piece of string



attached to a fire-hydrant pipe in a passage. A private patient went to tea at a house on the Asylum estate and while there secreted a bread-knife with which she cut her throat after returning to the Asylum. The loss of the knife was reported to the Asylum authorities shortly after the patient had left the house which she was visiting, but the news was not received in time to avert the tragedy. A voluntary patient strangled himself by placing the cord of his dressing-gown round his neck and drawing it tight by means of a walking-stick. Another voluntary patient was permitted to visit relatives in a nearby house. Although the relatives were aware of the necessity of keeping a strict watch on his movements, the patient was allowed to go alone to the bathroom, where he cut his femoral artery. A rate-aided patient who was allowed out for a walk with a relative suddenly and without warning threw himself against the side of an oncoming private motor-car; he died the next day from his injuries. The dead body of a rate-aided patient who had been struck by a railway engine was found on the railway line with multiple compound fractures of the skull and of all limbs; he was absent "on pass" and was due to return to the Asylum in 2 days' time.

Of the 4 accidental deaths not due to suicide, 3 were due to falls causing fracture of the right femur in each case. Death was due in the case of one patient, 92 years of age, to shock; the second patient, aged 75, died from hypostatic pneumonia and shock; and the remaining patient died 7 days after his accident from pulmonary embolism. All were rate-aided patients. The fourth case is that of a rate-aided patient whose dead body was discovered in a wood near a neighbouring town 4 months after he had escaped from the Institution.

There were six cases of attempted suicide. One rate-aided patient, returning to the Asylum after absence "on pass" accompanied by a relative, ran along the station platform and tried to throw himself between two carriages. He fell between the train and the platform, fracturing his skull. A voluntary patient quite suddenly threw himself over the banister of a stair into the basement, 12 feet below, fracturing a vertebra. A rate-aided patient, working with an attendant in the garden, entered a tool-shed and attempted suicide by cutting himself on the forehead and neck with an axe. He was, however, prevented from doing himself serious injury. A voluntary patient, who was engaged in the Occupational Therapy room and entrusted with sewing, secreted a pair of scissors, retired to the lavatory and was afterwards found bleeding from a wound in the wrist. A rate-aided patient, allowed home on 28 days' "pass," jumped over the window of his house, two storeys above the street, and sustained fractures of the spine and the foot. A voluntary patient, on parole, threw himself from a bridge over a river which was shallow at the time. He sustained no serious injury and afterwards confessed that he had also taken 90 aspirin tablets, also without serious results.

In 126 cases the accidents involved fracture of bones or dislocation of joints. These were occasioned in 103 cases by falls, in 13 cases by struggling with fellow patients or attendants or assaults by fellow patients, and in 10 cases by various causes; some fractures were unintentionally self-inflicted and in the case of others the causes were unascertainable.

There were 28 head injuries, 17 of them caused by falls and 8 as the result of assaults by other patients. The injuries consisted mostly of cuts and bruises of varying degrees of severity. In one case a patient put his head through a pane of glass in a window, sustaining wounds on the nose and crown of head.

There were reported in addition 9 wounds of a more or less serious nature, but not falling under any of the foregoing classifications, and 114 minor injuries.



There were also reported during the year, 51 accidents to members of Asylum staffs, 28 being sustained by nurses, 9 by attendants, 6 by maids and 8 by other employees. Altogether 13 of the accidents to employees, which were mostly of a minor nature, were the results of assaults by patients.

In every case of death by accident, of sudden or unexpected death or death under circumstances of apparent or alleged suspicion occurring in an Asylum, the Superintendent is required to give immediate intimation, not only to the Board, but also to the Procurator-Fiscal of the County in which the Asylum is situated, who makes such enquiry as he may deem necessary.

### III.—POSITION OF LUNACY DISTRICTS AND PRESENT CONDITION OF ESTABLISHMENTS FOR THE INSANE.

Establishments for the insane in Scotland comprise: (a) Royal and District Asylums, (b) Private Asylums, and (c) Parochial Asylum; (d) Lunatic Wards of Poorhouses; (e) the Department for Criminal or State Patients in Perth Prison.

There are also Observation Wards attached to certain General Hospitals, in which cases of incipient and unconfirmed mental disorder are treated without certification.

The Royal or Chartered Asylums are institutions which were in existence previous to the enactment of the Lunacy Act of 1857. They are 7 in number. Five of these—the Royal Asylums of Aberdeen, Dundee, Edinburgh, Glasgow, and Montrose—were at their origin erected out of funds derived from legacies, subscriptions, and donations, including in all cases contributions of greater or less amount from parochial sources. The other two institutions, the Crichton Royal Institution at Dumfries, and Murray's Royal Asylum at Perth, were erected out of funds provided by the benefactors whose names they bear. All the 7 Royal Asylums received both pauper and private patients at the time of the passing of the Act of 1857; but the Directors of Murray's Royal Asylum resolved, soon after the passing of that Act, to devote the institution solely to the care and treatment of private patients.

District Asylums are institutions created under the provisions of the Lunacy Act of 1857. Asylums of this class are provided out of funds furnished by county and burgh assessments, and are intended for the accommodation of the pauper lunatics of localities where such accommodation is not otherwise provided. At present there are 22 such asylums in occupation.

Private Asylums are establishments conducted by their proprietors for profit, and only private patients are received into them; there are 2 such establishments at present.

Parochial Asylums are establishments erected out of funds furnished by the poor-rate of the districts to which they belong. These establishments are called Parochial Asylums for convenience, but they are technically lunatic wards of poorhouses which have been licensed by the Board to receive pauper patients suffering from all forms of insanity—that is, those who are curable and dangerous as well as those who are regarded as incurable and harmless. There is only one establishment of this class at present.

The name of Lunatic Wards of Poorhouses is given specially to portions of poorhouses which have been set apart for the accommodation of pauper lunatics who are not dangerous, and who do not require the curative treatment of an asylum. Such sections exist at present in 14 poorhouses.

The criminal lunatic department of the Prison at Perth provides accommodation for insane prisoners and convicts, and also for persons detained



during His Majesty's pleasure, who have either been acquitted on account of insanity of the offences with which they had been charged, or have been found to be insane in bar of trial.

The reports by the Medical Commissioners of their inspection of the different establishments have, as usual, been presented to and considered by the Board. They are entered in the appropriate books of the respective establishments on the occasion of the statutory visits of the Medical Commissioners, and a copy of each report is preserved for reference at the offices of the Board.

The management of these establishments reflects credit upon the officials, and almost without exception a satisfactory standard of efficiency is maintained.

The Dundee Royal Asylum, the Murray's Royal Asylum at Perth, and the New Saughton Hall and the St. Andrew's Private Asylums receive only private patients, the last named being for patients of the Roman Catholic faith.

Most of the private patients are accommodated in the Royal Asylums at varying rates of board. There is, however, a small number of private patients in many of the District Asylums; these are mostly patients belonging to the districts served by these institutions, and they are received at rates of board slightly higher than the rate for pauper patients of the district, and in certain Asylums at rates which are slightly less than the rates charged for pauper patients received as boarders from other districts. At the Inverness District Asylum private patients are received at the rate for district pauper patients. That is done to encourage the sending as private patients of persons belonging to the district who would otherwise require to be dealt with as pauper patients. In District Asylums, however, there is no special accommodation provided for private patients. On the other hand, of those Royal Asylums which receive pauper patients, the Aberdeen Royal Mental Hospital, Crichton Royal Institution (Dumfries), Royal Edinburgh Hospital for Mental Disorders, and Montrose Royal Asylum make separate provision for private and pauper patients, and any overcrowding in these institutions is only evident in the sections for pauper patients. The Royal Asylums provide accommodation for private patients at different rates of board from approximately £48 per annum upwards.

Extensions have recently been made or are in process of being made at the Aberdeen Royal Mental Hospital, the Crichton Royal Institution, the Glasgow Royal Mental Hospital, and the Montrose Royal Asylum. At the first mentioned new and excellent accommodation of the most modern type and equipment has been provided for private patients at Daviot House, which is situated 21 miles from Aberdeen. This extension has enabled the Directors to make better provision at the old buildings for the pauper patients and for the accommodation of nurses.

At the Crichton Royal Institution an extensive scheme is in process which, on completion, will provide all that is necessary to make this institution a complete modern Mental Hospital fully equipped in respect of treatment, recreation, and occupation.

At the Glasgow Royal Mental Hospital a new Nurses' Home has been provided, and at the Montrose Royal Asylum a new block is being erected for pre-senile cases.

In the District Asylums the overcrowding referred to in previous Reports is still prevalent, but steps are being taken in a number of cases to meet this pressing problem.

The following indicates, by Counties, the present arrangements for dealing with pauper lunatics:—



## ABERDEEN.

The pauper lunatics of the County of Aberdeen are accommodated mainly in the Aberdeen Royal Mental Hospital under an agreement with the Managers of that institution, but a few suitable patients are provided for in the Lunatic Wards of Buchan Poorhouse; the pauper lunatics of Aberdeen City are provided for in the District Asylum at Kingseat.

The overcrowding at the Royal Mental Hospital has been relieved by the opening of the buildings which have been erected for private patients at Daviot House, and by the scheme of extensions and readjustments which have been made at the main Asylum. Elmhill House has been converted into a Nurses' Home and provides comfortable quarters for 100 nurses. At the District Asylum the tendency to congestion on the male side has been relieved to some extent by the erection of a verandah attached to one of the parole villas. The verandah accommodates a number of senile patients, and relieves congestion without interfering with the ordinary arrangements of the parole villa.

The presence of a number of mental defectives, including juvenile defectives, is still an undesirable feature of the District Asylum, due to the non-provision by the Local Authority of institutional accommodation under the Mental Deficiency Act.

## ANGUS.

By arrangement with the Managers of the Montrose Royal Asylum, the pauper lunatics of the County of Angus (excluding Dundee City) and the large burgh of Arbroath are accommodated in that institution. A new block is in process of erection for the accommodation of chronic and pre-senile patients at the Montrose Royal Asylum.

The pauper lunatics of the City of Dundee are accommodated at the Dundee District Asylum at West Green and in the Lunatic Wards of Dundee (East) Poorhouse (Maryfield Hospital). There are also Mental Observation Wards at the Maryfield Hospital.

The overcrowding at the Dundee District Asylum, to which reference has been made in previous reports, and which is most noticeable on the male side, and particularly in the observation dormitories, continues to be a serious problem. Some relief has, however, been obtained by the opening of annexes for attendants and nurses which has set free certain rooms for the use of patients. The Committee are alive to the seriousness of the situation, and it is understood they are considering the erection of a Nurses' Home. They are also considering the erection of a hospital of the pavilion type to hold 60 beds as a preliminary provision. Further relief could be obtained by making separate provision for the mental defectives who are accommodated in the Asylum wards and who would be more suitably provided for in an institution under the Mental Deficiency Act. In this connection reference might be made to paragraph 8 on page xxxviii of this Report.

## ARGYLL.

The District Asylum at Lochgilphead provides adequate accommodation for the pauper lunatics of the Counties of Argyll and Bute. The old Poorhouse buildings adjoining the Asylum, which were acquired by the Asylum Authorities some years ago and which, during an emergency, provided accommodation for 60 patients, are in process of alteration with a view to their being utilized for senile and infirm patients. There is still evidence of over-



crowding at the Asylum, and the Local Authorities concerned have been asked to make other and more suitable provision elsewhere for the mentally defective patients who are at present accommodated there. There is no special provision for the accommodation of the nursing staff, who are accommodated in the Asylum buildings under conditions which do not come up to modern standards. The erection of a Nurses' Home would remedy this and at the same time set free a certain amount of accommodation for patients.

#### AYR.

The pauper lunatics of the County of Ayr and the large burghs of Ayr and Kilmarnock are accommodated in the District Asylum at Glengall and in the Lunatic Wards of the Cuninghame Home.

The overcrowding in the main building and especially on the male side at the Asylum continues to call for consideration, but some relief may be obtained under the scheme which the Local Authorities have at present under consideration of extending the accommodation for mental defectives at the Dunlop House Certified Institution.

#### BANFF.

The District Asylum at Ladysbridge, Banffshire, provides for the pauper lunatics of the County of Banff.

During the past few years the Asylum Committee have carried out, and they are still continuing to carry out, a steady policy of improvement in the general conditions and in the provision of modern methods of care and treatment. The overcrowding in the male hospital, however, still calls for attention.

#### BERWICK.

The pauper lunatics of the Counties of Roxburgh, Berwick, and Selkirk are adequately provided for in the Roxburgh District Asylum at Melrose. A reference to this institution is made under Roxburgh.

#### BUTE.

The pauper lunatics of the County of Bute are accommodated in the Argyll District Asylum. A reference to this institution is made under Argyll.

#### CAITHNESS.

By an agreement with the Managers of the Royal Asylum at Montrose, the pauper lunatics of the County of Caithness are accommodated at that institution. A reference to this institution is made under Angus.

#### CLACKMANNAN.

The pauper lunatics of the County of Clackmannan are accommodated in the Stirling District Asylum at Larbert. A reference to this institution is made under Stirling.

#### DUMFRIES.

The pauper lunatics of the Counties of Dumfries, Kirkcudbright, and Wigtown and of the large burgh of Dumfries are suitably accommodated



in the Crichton Royal Institution at Dumfries, and to a small extent in the Lunatic Wards of the Wigtownshire Poorhouse. The provision of accommodation in the Crichton Royal Institution for pauper lunatics of the Southern Counties of Dumfries, Kirkcudbright, and Wigtown, including the Burgh of Dumfries, is made in terms of Section 60 of the Lunacy (Scotland) Act of 1857, and Section 41 of the Mental Deficiency and Lunacy (Scotland) Act, 1913. The foresight with which the villas have been planned at the Crichton Royal Institution has made possible an excellent system of classification. Those acutely ill are nursed in a hospital villa, the convalescent in an open villa, the disordered and degraded cases in a closed villa.

The new building which is being erected at the Crichton Royal Institution is well advanced. Not only will it provide additional accommodation for patients, but it will also make up-to-date provision for their recreation and for physical therapy in all its modern developments.

#### DUNBARTON.

The pauper lunatics of the County of Dunbarton and the burghs of Clydebank and Dumbarton are provided for in the Stirling District Asylum at Larbert. A reference to this institution is made under Stirling.

#### EAST LoTHIAN.

The pauper lunatics of the County of East Lothian are accommodated in the East Lothian District Asylum at Haddington and in the Lunatic Wards of Inveresk Poorhouse.

A part of the accommodation at the East Lothian Asylum has for a number of years been utilised by patients from Glasgow City.

The Local Authority are proceeding with necessary extensions and improvements of the laundry buildings and plant, but attention again requires to be drawn to the need for up-to-date hospital accommodation, especially on the female side. The provision of separate accommodation for the nursing staff, besides being desirable for the staff, would set free accommodation for patients. It is understood that the Local Authority have this matter under consideration.

#### FIFE.

The pauper lunatics of the County of Fife and of the large burghs of Dunfermline and Kirkcaldy are accommodated in the District Asylum at Springfield, near Cupar. The County of Kinross was, by the Local Government (Scotland) Act, 1929, combined with the County of Perth, but in the meantime the Kinross patients continue to be provided for in the Fife Asylum.

The Asylum Committee are now dealing with the serious overcrowding to which reference has been made in previous Reports, and the erection of a new hospital block is well advanced. Useful smaller improvements have been completed during the past year, and the Asylum Committee have a scheme of further improvements under consideration. Relief to the overcrowding would be effected by the removal to a Certified Institution of a number of mental defectives at present accommodated in the Asylum.

#### INVERNESS.

The District Asylum at Inverness serves the large burgh of Inverness and the Counties of Sutherland, Ross and Cromarty, Inverness, and the Nairn area of the joint County of Moray and Nairn.



The overcrowding to which reference has been made in recent Reports has been considerably relieved by the occupation of the recently erected Nurses' Home, the conversion of the former nurses' quarters in the main building into a home for the accommodation of 110 senile patients, and the opening of a Villa for 38 working patients which has been provided by the conversion of the old workshops at the Asylum. A further useful addition is the Occupational Therapy Department which has also been opened during the past year.

It is necessary to repeat that there is a number of mental defectives in the Asylum whose removal to a Certified Institution would not only be in the interests of the mental defectives, but would also set free a number of beds for lunatic patients.

#### KINCARDINE.

The pauper lunatics of the County of Kincardine are suitably provided for in the Montrose Royal Asylum by arrangement with the Managers of that institution. A reference to the Montrose Royal Asylum is made under Angus County. A number of suitable patients of the Kincardine County are accommodated in the Lunatic Wards of the Kincardineshire Poorhouse at Stonehaven. Steps are now being taken by the Poorhouse Committee to improve the bathroom facilities on both sides, which are rather cramped and in need of being brought more up-to-date.

#### LANARK.

The pauper lunatics of the City of Glasgow are accommodated in the Woodilee District Asylum at Lenzie, the Gartloch District Asylum at Gartcosh, the District Asylum at Hawkhead, the Stoneyetts District Asylum and in the Lunatic Wards of the Southern General Hospital, Govan. The Stoneyetts Asylum was formerly a Certified Institution for mental defectives, but on the opening of Lennox Castle Certified Institution the defectives were transferred there and the Stoneyetts Institution was converted into a District Asylum. A certain number also are accommodated in the Paisley District Asylum at Riccartbar, Paisley, and the Renfrew District Asylum at Dykebar, Paisley, in both of which the Glasgow Corporation formerly had an interest. A number of patients of the Govan district of the City are accommodated in the Kirklands Asylum, which was formerly owned jointly by the Lanark and Govan District Boards of Control. By arrangement following upon the changes under the Local Government (Scotland) Act, 1929, the whole of the Kirklands Asylum now belongs to the Lanarkshire Combination, which consists of the County of Lanark and the large burghs of Airdrie, Coatbridge, Hamilton, Motherwell and Wishaw, and Rutherglen. The Asylum accommodation belonging to the Glasgow Corporation is quite inadequate to meet the needs of the City, and as a temporary arrangement Glasgow patients are boarded in the Argyll and Bute, East Lothian, Lanark, Midlothian, and Roxburgh District Asylums.

The Corporation have now opened a large institution for mental defectives on the Lennox Castle Estate, and it is hoped that the congestion at the Glasgow Asylums will be somewhat relieved by the transfer to the new institution of a number of mental defectives who have had to be provided for under the Lunacy Acts. A certain amount of relief has resulted from the conversion of the Certified Institution at Stoneyetts into an Asylum for pauper lunatics, but in the meantime a part of the accommodation at Stoneyetts Asylum is being occupied by patients from Woodilee Asylum during the reconstruction



of a condemned portion of the latter Institution. At the Hawkhead District Asylum a new Nurses' Home has been provided and is now in occupation, and the new Hospital to which reference was made in the previous Report is now partly occupied, two female and three male wards having been opened for patients. These extensions will considerably relieve the general shortage of accommodation at the Glasgow Asylums.

As a temporary measure, to relieve the overcrowding at the Gartloch Asylum, the farm annexe is being utilised for the treatment of bedridden cases and a special portion of the sanatorium is being used as a unit for the segregation of a group of dysentery "carriers." A new hospital has also been planned for this institution and further provision is to be made for attendants. Notwithstanding the additions referred to, the Corporation are still faced with the need for further accommodation, having regard to the annual increase in the number of pauper lunatics requiring to be provided for, and the fact that in many of the Asylums of other areas in which Glasgow patients are boarded all the accommodation is now required or is likely soon to be required for the pauper lunatics of the districts served by these institutions.

The pauper lunatics of the County of Lanark and the large burghs of Airdrie, Coatbridge, Hamilton, Motherwell and Wishaw, and Rutherglen are accommodated in the District Asylum at Hartwood, Lanarkshire, and the Kirklands Asylum at Bothwell. A number of suitable patients are accommodated in the Lunatic Wards of the Old Monkland Poorhouse at Coatbridge.

Reference has already been made to the definite overcrowding on the male side at the Hartwood Asylum and to the condition which is especially noticeable in the Reception Hospital. Progress has been made with the erection of the Colony for mental defectives on the Hartwoodhill Estate, and it is the intention to relieve the congestion at the Hartwood Asylum by the transfer therefrom of a large number of mental defectives to the new Colony. The Mental Hospitals Joint Committee have, however, a greater problem to face than is likely to be met by the opening of the new Colony for defectives, as the Hartwood Asylum, in view of its size, does not permit of further extensions, and for various reasons extensions at the Kirklands Asylum are not advisable.

#### MIDLOTHIAN.

The City of Edinburgh has accommodation for its pauper lunatics at the District Asylum at Bangour, which is situated about 14 miles west of the city. By arrangement, a small but decreasing number of Edinburgh City patients are housed in the Royal Edinburgh Hospital for Mental Disorders; apart from that, the Asylum at Bangour provides the accommodation for the pauper lunatics of the district. At the latter institution a degree of overcrowding is noticeable, particularly on the female side, with the result that satisfactory classification is difficult. The removal of a number of mental defectives to the Gogarburn Certified Institution has afforded a certain amount of relief, but no further relief of any extent is likely to be gained in that way.

A few suitable patients of the City of Edinburgh are accommodated in the Lunatic Wards of Inveresk Poorhouse and of Perth Poorhouse (Bertha Home).

The pauper lunatics of the Counties of Midlothian (excluding Edinburgh City) and Peebles are accommodated in the District Asylum at Rosslynlee, and in the Lunatic Wards of the Inveresk Poorhouse. At the former, structural and other improvements have been made on the Kitchen premises and eight new houses for attendants are being built, and while these were very necessary



and effect a noticeable improvement, there is a pressing need for extensions to cope with the overcrowding, which is considerable, particularly on the male side. In addition to increased accommodation for patients, other improvements, such as improved sanitary annexes, modernising of the laundry, a surgery and physical therapy department, and a nurses' home are necessary to bring the institution nearer to the standard of other Mental Hospitals.

#### MORAY AND NAIRN.

The pauper lunatics of the Joint County of Moray and Nairn, excluding the Nairn area, are accommodated in the District Asylum at Elgin.

This institution is beginning to show signs of overcrowding in some of the dormitories and the situation of the hospital makes extensions difficult.

Improvements which are necessary include improved facilities for the bathing of patients. A beginning has been made with the new mess-rooms for the staff.

The pauper lunatics of the Nairn area, which formerly formed part of the Inverness Lunacy District, are accommodated in the Inverness District Asylum.

#### ORKNEY.

Pauper lunatics of the County of Orkney who require to be removed from their homes are sent to the Royal Edinburgh Hospital for Mental Disorders, under an arrangement with the Directors of that institution.

#### PEEBLES.

The pauper lunatics of the County of Peebles are accommodated in the Midlothian District Asylum. A reference to this institution is made under Midlothian.

#### PERTH AND KINROSS.

The Perth District Asylum at Murthly provides the main accommodation for the pauper lunatics of the County and of the Burgh of Perth. Accommodation for a number of suitable cases is provided in the Lunatic Wards of the Perth Poorhouse (Bertha Home). A degree of overcrowding is noticeable in the former, especially on the male side.

The pauper lunatics of the County of Kinross which, under the Local Government (Scotland) Act, 1929, forms part of the joint area of Perth and Kinross, are still accommodated in the Fife District Asylum, the County of Kinross having formerly been part of the Fife Lunacy District.

#### RENFREW.

The District Asylum at Dykebar, Paisley, provides accommodation for the pauper lunatics of the County of Renfrew (exclusive of the large burghs of Paisley and Greenock), and the large Burgh of Port Glasgow. The City of Glasgow formerly had a large interest in this Asylum, and a number of Glasgow patients are still accommodated in it. The institution is managed by a Committee representing the County of Renfrew and the Burgh of Port Glasgow. The Asylum is fortunate in still being able to afford that ample space which is so necessary for the proper nursing and classification of the patients. In the course of the year the Asylum Committee, with the



consent of the Board, purchased additional lands extending to 68 acres in order to preserve the amenity of the Institution.

The pauper lunatics of the Burgh of Paisley are accommodated in the District Asylum at Riccartbar, and to a small extent in the Lunatic Wards of the Poorhouse at Craw Road. The overcrowding at the Riccartbar Asylum has reached the stage which calls for serious consideration by the Local Authorities.

The pauper lunatics of the Burgh of Greenock are accommodated in the Parochial Asylum at Smithston—the only institution of its kind in Scotland. The accommodation for lunatics in the Smithston Asylum is somewhat severely taxed, and as a temporary measure a licence has been granted for the accommodation of a number of patients in the old sanatorium which adjoins the main building. The Local Authority are also extending the permanent accommodation by the erection of a Reception Hospital on a suitable site.

#### ROSS AND CROMARTY.

The pauper lunatics of the County of Ross and Cromarty are accommodated in the Inverness District Asylum. A reference to that institution is made under Inverness.

#### ROXBURGH.

The Roxburgh District Asylum at Melrose provides adequate accommodation for the pauper lunatics of the Counties of Roxburgh, Berwick, and Selkirk.

#### SELKIRK.

The pauper lunatics of the County of Selkirk are accommodated in the Roxburgh District Asylum. A reference to this institution is made under Roxburgh.

#### STIRLING.

The pauper lunatics of the Counties of Stirling, Dunbarton, West Lothian, and Clackmannan, and the large Burghs of Stirling, Clydebank, Dumbarton, and Falkirk are accommodated in the Stirling District Asylum at Larbert. A number of suitable patients are also accommodated in the Lunatic Wards of the Dumbarton and Linlithgow Poorhouses. As indicated in previous Reports, the Combination will require to consider the necessity for extending the accommodation, and it is again suggested that some consideration should be given to the utilisation for the accommodation of patients of the Mansion House on the Kinnaird Estate which was purchased by the District Board in 1925, and has since remained unoccupied. In view of recent increases in the nursing staff the Committee are proceeding with an extension of the Nurses' Home, and plans of the extension have been passed by the Board.

#### SUTHERLAND.

The pauper lunatics of the County of Sutherland are accommodated in the Inverness District Asylum. A reference to this institution is made under Inverness.

#### WEST LOTHIAN.

The pauper lunatics of the County of West Lothian are accommodated in the Stirling District Asylum. A reference to this institution is made under Stirling.



## WIGTOWN.

The pauper lunatics of the County of Wigtown are accommodated in the Crichton Royal Institution, Dumfries. A number of suitable patients are provided for in the Lunatic Wards of the Wigtownshire Poorhouse. A reference to the Crichton Royal Institution is made under Dumfries.

## ZETLAND.

The pauper lunatics of the County of Zetland continue to be suitably provided for at the Montrose Royal Asylum under an agreement with the Managers of that institution. A reference to this institution is made under Angus.

## IV. RESEARCH.

Reference has been made in previous Reports to the treatment by induced malaria of patients suffering from general paralysis of the insane. This disease, caused by an inflammatory process in the brain, leading to destruction of nerve cells and fibres, and characterised by a progressively increasing dementia and paralysis, was until recent years regarded as incurable and fatal. Other methods of treatment have been and are being employed to combat this infection, but Wagner Jauregg of Vienna placed a powerful weapon in the armoury of the psychiatric clinician when he introduced malarial therapy in the treatment of general paralysis in 1917. Many patients have had the disease arrested and have been able to return to their homes and some to their occupations; the mortality in Scottish Asylums from this and other syphilitic affections of the brain has decreased from 201 in 1921 to 67 in 1936. It has also been found possible to give malarial treatment in general hospitals to persons in the early stages of dementia paralytica and so obviate the necessity for their removal to the already overcrowded wards of the Mental Hospitals.

Reference was made in last year's Report to the method of treatment of schizophrenia by hypo-glycæmic shock from controlled intravenous injections of insulin. Treatment by the injection of cardiazol has also been under trial. It is, however, too early to arrive at any definite conclusions as to lasting results, but both these methods are being increasingly used in Mental Hospitals throughout the country and they provide an impressive proof of the value of Research. Doubtless, various empirical and scientific methods have to be adopted in combating diseases of the mind, but the numbers which are annually added to the ranks of the chronically insane suggest the great need for earnest and active efforts along lines of modern research. It is not an overstatement to say that the discovery of malarial treatment, already referred to, has resulted in a diminution in the number of beds required for general paralytics in Lunatic Asylums.

The statistics published in this Report show that at 1st January 1938 there is an increase of 113 certified and of 78 voluntary patients in Scottish Asylums as compared with the numbers resident at 1st January 1937. With the exception of the year 1936, which showed a slight fall, recent years have continued to show a steady increase in the numbers in residence in these Institutions which, as was indicated in our Report of last year, is due not to increased admissions but to an annual excess of admissions over discharges and deaths. This means that there is no likelihood of the congestion in Scottish Asylums being relieved except by further building programmes.



This fact emphasises the importance of encouraging further scientific research in the hope of finding methods of prevention and of further remedial measures in the treatment of the insane.

In 1914 a grant of £400, later reduced to £300, was made by the Treasury and included in the Board's Vote for the purpose of promoting scientific research in Scotland in connection with lunacy. This Grant was divided between two Research Institutes—one in the East and the other in the West of Scotland. In 1921–22 it was withdrawn and included in the Grants of the Medical Research Council. These Research Institutes in Scotland have provided most valuable service in connection with scientific investigation into mental disease in collaboration with the medical staffs of the Mental Hospitals with which they are associated, and it was felt that the Grants acted as a stimulus to the work and an encouragement to the Asylum Authorities to give financial support to scientific institutions which had a very real value in the care and treatment of the insane in Scotland.

A certain amount of scientific investigation is carried out in the pathological laboratories of many of the Asylums, but this is greatly restricted by the insufficiency of the medical staffs in these Institutions to which reference is made in last year's Report.

#### V. SHORTAGE OF FEMALE NURSES.

Another matter which has recently become acute in some districts is the shortage of nurses. The nursing staff of Asylums differs from that of general hospitals in respect that male nurses are employed on the male side though in recent years an increasing number of female nurses has been introduced into the male hospital wards of Scottish Asylums. A Return was obtained in 1934 which showed that the total number of nurses in Scottish Asylums was approximately 3400, in the proportion of 2150 females and 1250 males. These figures, which have since increased slightly, refer to Asylums only and do not include nurses in Institutions for mental defectives.

Like general hospitals, the nursing staffs of Asylums undergo frequent changes, and efforts have been made in recent years to encourage mental nurses to remain in Asylum service. Male nurses, for example, are not to the same extent discouraged from marrying on account of the housing difficulty, as most Asylums now provide houses for married attendants and Asylum authorities now generally encourage a larger proportion of married attendants.

It was partly to encourage nurses to remain in Asylum service that the Asylums Officers' Superannuation Act was passed in 1909. That Act recognises the exacting nature of Asylum nursing and provides better terms than are generally found in other Superannuation schemes. It applies, however, only to the staff of Institutions belonging to Local Authorities and is on a contributory basis. It does not apply to the large number of nursing staffs in Royal Asylums, and consequently it militates against the interchange of nurses between Royal and District Asylums.

It is a general practice in Scottish Asylums to put a nurse on a period of probation varying from three months to one year on entering Asylum service, and no such nurse comes under the Asylums Officers' Superannuation scheme until her probationary period has expired and she is placed on Established Service.

Since the coming into force of the Nurses Registration (Scotland) Act, 1919, there has been a dual system in operation, some Scottish Asylum



nurses qualifying for registration under the Act and others following the old practice of qualifying for the certificate of the Medico-Psychological Association. Either qualification is accepted in the Scottish Asylums.

At present all nurses and attendants are encouraged and in some Asylums are required to qualify as trained mental nurses and to become certificated, irrespective of whether they are employed in the hospital wards or in the ordinary wards of the Asylum. A nurse who takes up general hospital training after qualifying as a mental nurse seldom returns to Asylum service unless it be as a Matron or Assistant Matron. While the value of a general hospital training for a nurse engaged in the hospital wards of an Asylum cannot be disputed, there are reasons in favour of the mental training preceding the general training, and if such a combined training were made compulsory in the case of every qualified nurse in the hospital wards of an Asylum it is almost certain that the conditions of service and pay of such nurses would require to be made even more attractive than they are at present.

It might be mentioned that in all Asylums in recent years it has been the practice to employ female nurses in preference to male nurses in the hospital wards on the male side. That has had to be entirely discontinued in at least one Asylum on account of the difficulty in obtaining sufficient female nurses.

Mention has been made of the passing in 1909 of the Asylums Officers' Superannuation Act and of the fact of the expectancy that that measure might help to stabilise the Asylum nursing service. The hope that it might do so has not, however, been realised, as changes in Asylum nursing staffs continue to be as great as ever and there is now the further problem of the shortage of female nurses. Incidentally, it might be mentioned that there is no dearth of male nurses, but it is unfortunate that in Scotland no provision has so far been made to enable a male nurse to obtain a general hospital training and so qualify for the State Certificate in general nursing.

Efforts have been made by many Asylum authorities in recent years to improve the conditions of Asylum nurses, *e.g.*, Nurses' Homes have been provided on modern lines with arrangements for study and recreation and, with few exceptions, each nurse has a single room attractively furnished. Many Asylum Authorities have recently introduced a forty-eight hours' week and in the course of time the action of these Authorities will almost compel the others to fall into line.

The following is the general position as regards the introduction of a forty-eight hours' week in Mental Institutions belonging to Local Authorities :

Institutions in which a forty-eight hours' week is in operation for nurses and attendants :

Glasgow District Asylum, Gartloch,  
Glasgow District Asylum, Woodilee,  
Glasgow District Asylum, Hawkhead,  
Glasgow District Asylum, Stoneyetts,  
Lennox Castle Certified Institution,  
Baldovan Certified Institution.

Institutions in which it has been decided to introduce a forty-eight hours' week :

Dundee District Asylum,  
East Lothian District Asylum,  
Fife District Asylum,  
Kirklands Asylum,  
Lanark District Asylum,  
Stirling District Asylum.



In other Institutions though a forty-eight hours' week has not been introduced, there has been a reduction in the hours of duty.

The causes of the shortage of nurses include the increased number required as the result of the extension of hospital accommodation and the introduction of the shorter working week. There is also the fact that in recent years more openings have been made for women in other professions.

If the shortage is to be met, the conditions will require to be made more attractive, and it is suggested that that may include action along the following lines :

1. Improvement in the variety and service of the food and also the allowance of adequate time for meals. It should be mentioned that improvements in this direction have already been made or are in process of being made in many of the Asylums.

2. Having regard to the trying nature of the work of Mental Hospital nurses, the more general provision of suitable and sufficient opportunities and equipment for recreation and amusement, apart from the associated amusements of the Institution, as during the latter the nursing staff have no relaxation from the strain of their nursing duties. The need for this improvement is rendered more necessary by the introduction of the forty-eight hours' week and the consequent increase of off-duty time.

3. The introduction of at least one definite break during duty hours. This has been tried at one Asylum with good results.

4. The general introduction of an eight-hour day rather than a forty-eight hours' week and a more generous allowance of annual leave.

It is suggested, however, that the shortage of nurses may be mainly due to the exacting nature of the work reflected in the long hours of duty, in some cases amounting to twelve or more hours at a stretch. While this may not be so much objected to by the nurse who has become accustomed to it and who appreciates the occasional compensating week-end leave, it is regarded as a factor which militates against the obtaining of fresh recruits.

## VI. "SERVICE" PATIENTS.

In Appendix B of the Board's Report for the year 1921 a Table was published showing the changes which had taken place among the inmates of Scottish Asylums who were classified as "service" patients and the cost of whose maintenance was met by the Ministry of Pensions. The Table showed that at 24th November 1921 there were 657 such cases, in the proportion of 15 officers and 642 men, as compared with 37 officers and 1522 men at the commencement of the Scheme in 1917. At 31st December 1937 the number had fallen to a total of 548 but, in addition, there were at that date 49 ex-service men in Scottish Asylums who are not classified as "service" patients but the cost of whose maintenance is met out of the Board's Vote. The expenditure on the latter amounted to £3027 during the year ending 31st March 1937, as compared with £3062 during the year ending 31st March 1936.

## VII.—PATIENTS IN PRIVATE DWELLINGS.

### NUMBERS OF PRIVATE AND PAUPER LUNATICS.

The number of lunatics other than paupers who were provided for in private dwellings, with the sanction of the Board, on 1st January 1938 was 60. Of these, 20 were persons whose means have been placed under



curatory by the Court of Session or by a Sheriff Court. Of the whole number, 19\* were in houses which possessed special licences for the reception of not more than four patients, and 41 were placed singly in houses which, having only one patient, require no licence. The number of houses possessing special licences for the reception of private patients was 29 on 1st January.

All pauper lunatics, wherever placed, come upon the register of the Board, and we are fully informed by visitation or otherwise as to the mode in which they are provided for, and of every important fact concerning them. The relation of the central authority to every individual member of the pauper class of the insane is peculiar to Scotland. In no other country is every lunatic whose maintenance is contributed to from public sources under the direct supervision of the central authority. The number of pauper patients provided for with the sanction of the Board in private dwellings on 1st January 1938 was 1084, showing a decrease of 57 compared with the preceding year. The number admitted during the year to the roll of pauper patients in private dwellings was 47, which is 3 more than last year. Of these, 7, or 2 more than last year, were resident in private dwellings when first reported to the Board and remained with our sanction under private care, and 40, or 1 more than last year, were removed from Asylums. Of the total number of pauper patients in private dwellings, 7 were certified sane during the year, 5 were removed from the poor-roll by friends, 51 were removed to Asylums, and 41 died—the death-rate being equal to 36 per 1000.

During the year 1937, all lunatics and mental defectives in private dwellings were visited by the officers of the Board.

The following is an extract from a Report by Dr. Laura M. D. Mill :—

The areas allotted to me for visitation during the year were :—

*Glasgow.*—This large urban district, with over 450 mentally defective patients under guardianship in their own homes, continues to have its special problems. Although better houses are gradually being provided a large number are still overcrowded and unhealthy. The environment of the streets and picture houses is often undesirable, especially for the unstable feeble-minded type of patient. There continues to be a serious lack of useful outlets ; many of the patients could occupy themselves under supervision but there is no co-ordinated plan to meet this need. When parental control is slack some patients inevitably drift into trouble. Among the female patients several cases of pregnancy have unfortunately occurred during the past year, but in no case was evidence obtained which could secure a conviction. These patients were mostly of the feeble-minded class and their guardians had failed to provide the close supervision which had been called for. The patients were admitted to hospital for their confinement and then transferred to Institutional care.

The accommodation provided at Lennox Castle has been most useful, and during the year a number of patients have been removed from their own homes in Glasgow to the Institution. These cases were admitted chiefly on account of low-grade mental condition, poor physical condition, lack of proper care and supervision at home and behaviour disorders. Many patients remain at home who would be the better of at least temporary treatment in an Institution. A large number of high-grade feeble-minded patients would benefit greatly by a period of training there. In such cases parents or guardians feel that there is very little wrong with the patient, and it is often difficult to convince them that special training would be most helpful and

---

\* Includes 3 private patients resident in houses licensed for pauper patients.



might result in the patient achieving independence and being discharged. During the past year this satisfactory result occurred in the case of one or two patients whom I visited when they were on trial on licence from Certified Institutions. One of these patients, a young man on licence from Larbert Institution, was the only member of his family who was working regularly and he had joined the Territorial Army, in which he was giving satisfaction. He was accordingly discharged from the roll of mental defectives and has been doing well as an ordinary, independent, useful citizen. Such interesting and encouraging cases show that the common assertion "Once a mental defective always a mental defective" is not true from the social and practical aspect.

In the case of a defective lad living at home who got into trouble with the police, events proved that there is a lack of adequate machinery for the proper protection of the patient. In such cases it would seem that the fact that the person is a certified mental defective should by some means become automatically known to the police and reported to the Procurator-Fiscal.

*Arran and Bute.*—There are some excellent homes and guardians here. In some cases in Arran the summer quarters during the letting season are still somewhat primitive; these conditions, however, are shared by the guardian and are healthy enough. It is in such areas as this, where the homes are scattered and comparatively isolated and where boarding-out by Local Authorities from the mainland is extensively practised, that I would again urge the need for co-operation between the Public Assistance Department boarding a patient and the local Public Assistance Officer of the area. In most cases this is essential for the selection of suitable homes in the first place, and for proper care and supervision in the second place.

*South Eastern Counties.*—The patients in this area are mostly with related guardians and enjoying good care. There are a number of private patients with unrelated guardians and here again care was very satisfactory. It is rather surprising that there are not more Special Licensed Houses in this area.

*East Inverness, Moray and Nairn.*—Part of this area was visited during the year by the Study Tour of the Royal Medico-Psychological Association in their study of the boarding-out system in Scotland. From the point of view of a Deputy Commissioner the questions and discussions during this tour raised many points of interest and importance and the experience was most stimulating. The members of the Tour were greatly struck by the natural dignity and composure of many of the guardians. It is a fact that the innate courtesy and delicacy of feeling which characterise many of the people native to this area together with their sterling qualities make them eminently good and kindly guardians.

One patient in this area for several months carried on unaided the work of his guardian's croft while his guardian was away owing to illness. The patient and his male guardian had lived alone together for years, and it was considered unwise to remove the patient to other care on account of the unhappiness this would have caused him and the consequent difficulties in his behaviour which would have arisen. Owing to his devotion to his guardian the patient carried on the work of the croft in a most satisfactory way, while with the co-operation of neighbours and of the Local Authority supervision was unobtrusively exercised. More permanent arrangements have now been suitably made—the guardian's nephew taking over the care of the croft and the patient.

*Orkney and Shetland.*—Almost all the patients here are with related guardians. In Shetland the conditions are relatively harder and the guardians' work on the crofts was being pursued with industry, often under difficult circumstances.



Particularly in outlying areas there is still a tendency to consider cases from the standpoint only of mental disorder. Accordingly it sometimes comes about that if a patient cannot be certified as of unsound mind nothing is done in his case. This is partly due to the fact that mental hospital accommodation would be available, while the very fact that no Certified Institution exists for the area tends to discourage the appreciation and certification of mental defect, especially of the higher grades. In almost every area visited there are mental defectives urgently requiring Institutional care which is not available.

The standard of guardianship was found to be satisfactory and in many cases reached a very high level. In only two cases, where patients were boarded out with unrelated guardians, was guardianship considered really unsatisfactory, and the patients were removed to other care following recommendation.

The statutory visits, with a few exceptions, have been regularly and conscientiously carried out, and in most cases with that human interest and helpfulness which make all the difference between a merely official visit and a visit of real value to patient and guardian.

The visiting book provides space for comments by the Medical Officer which might in some cases be more fully used with advantage. It is not always possible to meet the Medical Officer and discuss the case, and matters of general or special interest affecting the patient can often be discreetly conveyed in the visiting book. Such information would often be most helpful to the visiting Deputy Commissioner.

Dr. Francis Sutherland reports :—

The area allocated to me for visitation was one which comprised the City of Edinburgh, the Counties of West Lothian, Stirling, Dunbarton, Renfrew, Clackmannan, Kinross, Perth, Kincardine, Aberdeen, Banff and the Western Isles Districts of the Counties of Inverness and of Ross and Cromarty. An area of very widely different social and economic circumstances in its several parts, it was therefore also one reflecting no less contrasted appearances in the way of the housing and domestic environments of the patients visited.

Although to the conditions in a city tenement, a rural cottage, and a crofter's cabin, and to the modes of life therein, no common measure of comparison is applicable, it may nevertheless in general be said that in the great majority of cases there was evidence that a reasonably good standard of provision and care appropriate to the locality was being maintained.

So far as the apparel of the patients was concerned, satisfactory conditions were observed to be almost the invariable rule ; and it was only very exceptionally necessary to direct attention either to deficiencies or to disrepair of clothing actually in use. The majority of Public Assistance Authorities appear readily to appreciate the greater requirements in the way of clothing on the part of those patients who are engaged in farming duties ; but in the cases of a few others not so employable, and whose mental condition was such as to render them indifferent toward or neglectful of the care of their attire, it was found that the standard allowance of such was insufficient. As in such cases the application of any hard-and-fast rule will inevitably operate to their disadvantage, each is deserving of individual consideration.

The bed-clothing provided for the patients was usually found to be both adequate and reasonably cleanly. In a few instances the substitution of dark-coloured blankets for sheets was observed. In explanation of this provision it was sometimes stated that the particular patient concerned was untidy or neglectful in the way of personal cleanliness. In reply to that



representation it was therefore necessary to point out that for such an one the supply of dark-coloured bed-coverings was more likely to confirm than to improve his uncleanly ways. More rarely and with an almost disarming naïveté, the explanation has been given in terms of the simple truth that "dark-coloured blankets do not show the dirt." In all such cases it has been recommended that blankets or sheets of a light colour should be employed. In the Outer Hebridean part of the Western Isles, a unique feature of the bedding in numerous instances was that the under sheet or blanket was merely laid on the straw contained in a box bed. In these instances the provision of Hessian covers into which the straw might be packed, has been recommended to all the District Public Assistance authorities concerned, as a measure calculated in many ways to increase the physical comfort of the sleeper; and in the majority of cases this recommendation has readily been acted upon.

In the matter of housing conditions generally, overcrowding and the occupation of slum property is practically invariably associated with city care, of which, in some cases, it constitutes a very lamentable feature. For these defects, unlike the others to which I have referred, the remedy is far from easy of attainment, linked as it is to difficulties both in the way of civic finance and industrial contingencies. I have every reason to know that these defects are not only recognized but regarded with regret by the Public Assistance Authorities responsible for the welfare of the patients so adversely affected thereby. It is evident, however, that the problems involved are not of a nature which is within the immediate power of these Authorities to solve. From considerable observation and careful enquiry it is no less apparent that their early solution is a matter of prime importance in the interests of the urban insane and mentally defective population.

With the defect of overcrowding is intimately associated that of the domestic uncleanliness of the dwellings so affected. It is a commonplace that the state in which a house is maintained is conditioned by the domestic standards of the housewife and other occupants; but while one may occasionally encounter evidences of incapacity or neglect in dwellings giving ample accommodation to their inmates, it is an experience so frequent as to be almost invariable that an overcrowded house is an untidy house, and one in which the most conscientious endeavours of its inmates are in vain.

Concerning the care, this on the whole was found to be of a very satisfactory quality. The conscientious discharge of their responsibilities on the part of relatives is in the nature of things more or less to be expected; but it has been especially gratifying to note the frequency with which a no less praiseworthy standard of care is maintained by unrelated guardians. For this generally very satisfactory result, acknowledgment must be made of the careful and discriminating judgment displayed by the Chief Public Assistance Officers and not less by their district representatives whose local knowledge in the selection of guardians is of an intimate and valuable kind. The comparative infrequency of the occasions on which such guardians are found to be unsuitable is, in fact, a measure of the shrewdness and accuracy of discernment which is exhibited in their choice. It has been very pleasing to observe how often the guardians stand very literally in *loco parentis* to their mentally disordered or enfeebled charges, and how repeatedly the unsolicited and grateful acknowledgment of that fact is voiced by the latter. In numerous instances it has been found that the patients have been taken at the expense of these unrelated guardians on excursions, or accompanied to picture houses or other local entertainments. Not a few are encouraged to attend the services of the Church. In all these cases it was abundantly evident that every



endeavour is being made to render the life of the patients as little different as possible from that of the rest of the household ; or, in a word, to make them feel at home. The best results of the boarding-out system are often to be found in dwellings of a comparatively humble kind, and in which the social life may be unaffectedly homely, but animated by kindness and inspired by affection. Surroundings such as these may indeed much more successfully fulfil their purpose than those in which the material provision is more elaborate, but the personal relationship more distant and formal.

A reference must be made to the position of those mental defectives who are accommodated in ordinary Poorhouses (*i.e.*, those without associated Lunatic Wards) ; an arrangement which has been rendered necessary through the insufficiency of the existing accommodation in Certified Institutions. Such Poorhouses are structurally quite unsuited for the reception of mental defectives requiring institutional care and control ; they are inadequately staffed for that purpose ; and the success, or otherwise, of their employment therein depends too largely upon the personalities of the Governors and Matrons, and upon the skill, natural or acquired, which these officers may or may not possess in dealing with mentally defective persons. Of this type of care the results observed were therefore found to be of a more uncertain and uneven quality.

Closely related to this subject is that of the continuing lack of adequate institutional accommodation for defectives whose physical or mental state renders this the only satisfactory method of their disposal. The two large cities have already given evidence of their awareness of this need, and by tangible action have taken steps to satisfy it. In many other areas throughout Scotland, however, it is manifest that the position still remains an unsatisfactory one.

In the course of the previous year I visited a young feeble-minded girl in a small industrial county town. The house was an overcrowded one, and the mother of the patient informed me that the latter was out of her control, among other things persisting in going out at night without her authority to "the pictures," and in stealing money from the house for that purpose. I immediately recommended the removal of this defective to a Certified Institution, but owing to the inadequate accommodation available in such, her admission was indefinitely postponed. About a year later the Medical Officer to the Public Assistance Authority reported that this patient was pregnant, and about a month or two thereafter she gave birth to a child whose father could not definitely be ascertained. For purposes of her confinement she had to be removed to the wards of an ordinary Poorhouse. The episode has every prospect of being re-enacted elsewhere, so long as this insufficiency of suitable institutional accommodation remains unremedied.

It is a more pleasing duty to make acknowledgment of the assistance which has been rendered by the officials of the various Local Public Assistance Authorities with whom I have been associated in the course of the year. On the part of the Medical Officers the claims of illness among any of the insane or mentally defective boarded out in their areas appear to have met with a traditionally ready and helpful response ; and it has only been in a few instances that the more routine requirements of statutory visitation have been overlooked. Earlier in this report I have made appreciative recognition of the substantial contribution which has been made towards the successful working of the boarding-out system by the Chief Public Assistance Officers and their District representatives through their careful selection of guardians. In many other ways their services and co-operation have been no less valuable and unreservedly extended.



Dr. J. M'Lauchlan Johnston reports :—

Another year's visitation of boarded-out cases in Scotland has confirmed my conviction of the efficiency of this means of dealing with suitable Insane and Mental Defective patients as a beneficial remedial measure superior to detention and hospitalization.

The greater number of the cases dealt with in this way is drawn from the Mental Hospital population, and of these most fall into the category of the quiescent, tractable group found in advanced or chronic Schizophrenic Reaction types, or in the Manic-Depressive Psychoses ; those from Certified Institutions are chiefly feeble-minded and higher imbecile grades, and in addition a smaller number of both these groups has never been in Institutions at all, being transferred directly from their homes to guardianship.

Only one instance of alleged ill-treatment was reported to me ; knowing personally from the history of the case—a Moral Defective youth—that he was irritable and provocative in disposition, that he was unsettled and was always seeking change of scene, that he was capable of stooping to malicious means to secure his aims, I found on investigation no evidence to substantiate his claims that he had been belaboured only the day before ; not a hint of a bruise could be seen on his well-nourished person—the situation was relieved by transference and no repetition has occurred. Guardians in their own interest must exercise the greatest care in their supervision and treatment of patients. Actually, in practice, it is universally found that they far exceed their obligations in their enthusiasm, and out of real affection for their charges ; needless to say guardians are chosen for these very qualities.

Many patients are boarded with relatives—that is the ideal situation where toleration and mutual affection exist. The sacrifices which some related guardians have made are indeed heroic and deserving of the highest praise. On the other hand, where such a happy state of affairs does not obtain, unrelated care is indicated. Home environment would be inadvisable at an early stage if it had been the original precipitating factor in the patient's breakdown. Some relatives are fussy or possessive, their interference is irksome, or they make recriminations or cast aspersions. Although his attitude is more detached, an unrelated guardian's care can be just as solicitous and not less but probably more wisely comprehending because of its very objectiveness. Where the home is in the city slums, especially in the case of the adolescent defective, environment and contacts are often most undesirable ; there is no market for the labour of an individual with a 50% capacity or less ; he drifts so easily into evil company and evil ways. Greatly to be encouraged in their labours are After-care Committees, Mental Hygiene workers, Instructors in Occupational Centres and all public spirited individuals who in an unofficial capacity devote tireless energy for the welfare of such dependents, providing instruction and training, recreation, excursions, material for work and hobbies, and ultimately finding places for many in remunerative employment. Working in harmony with the Central Department and for the success of the scheme are the Medical Officers and Public Assistance Officers, who by their experience and tact contribute in great measure much personal and valuable help by dint of the confidence and trust reposed in them by patients and guardians alike.

The variety of domiciliary milieu offered by the Counties assigned to me for visitation during the past year—Caithness, West Inverness, Angus, Fife, Lanark, Dumfries, Kirkcudbright, Wigtown and Argyll, including Islay, Mull, Coll and Tiree—is as diverse as can well be imagined by any one who has travelled in these parts, ranging as it does through a cross-section of the working classes of this country, comprising all facets of the social, economic,



traditional and racial strivings of a people earning its livelihood on the land, the sea, or in the factory.

Of all placements the most satisfactory is generally agreed to be that in a rural district. In the family circle of the guardian the patient is introduced to an environment where life is resolved to its most simple and natural factors. This is the whole basis of the scheme for the rehabilitation of the class of patient described. One cannot over-emphasize this aspect of its therapeutic value, it has so often been demonstrated in the past; it is a process of re-education in a simplified world. The patient now enjoys a measure of freedom and privacy; life is no longer regimented in the mass, his identity is no longer submerged, he can give freer rein to his individuality and personality; more attention can be given to his personal wishes; no great exception will be taken to his foibles; relations with his fellows are not exacting; fewer and less pressing demands are made for adaptation; and provided his behaviour is not offensive, degraded or violent he will become an acceptable member of the household.

Where he is the only boarder he sleeps in a room by himself; in a house licensed for 2, 3 or 4 patients, 1 or 2 bedrooms approved for the purpose are assigned to them; few houses are licensed for 4 and comparatively few for 3, such only belonging to guardians of very great experience. Typical of the class of home to which patients are sent is that of the crofter or small farmer. They share the family life, its table and its work. No patient is under compulsion to work, yet it is a matter of the greatest rarity to have one refuse to do so. Standard of work will naturally vary according to age, training, bodily health and state of mind, and will usually fluctuate from day to day. It is to the credit of the great majority of guardians that most of their charges find happiness and take a pride in their daily routine. Surprisingly good results have been achieved with inaccessible, apathetic and dissociated patients by guardians of sympathetic and understanding insight—no material seems too unpromising.

I would appeal to Medical Superintendents for a more extensive trial of the boarding-out system, for a more intimate follow-up of their cases and for closer liaison with the visiting officers. Dr. Horatio M. Pollock, Director of Mental Hygiene Statistics, New York State Department of Mental Hygiene, who has made an extensive study of the system of family care in America and Europe, in his book *Family Care of Mental Patients*, published last year, says:—

“The advantages derived from family care are fourfold: Patients placed in suitable families resume a measure of community life with a natural environment and with more freedom than could be possible in a state hospital. The families receiving patients have an outlet for their altruistic sentiments and acquire a secure economic status. The state hospital relieved of many of its custodial cases can devote more of its energies to the scientific treatment of acute recoverable patients. The state conducting an extensive system of family care would be relieved of the necessity of building new hospitals and would have a better opportunity to treat its mental patients in accordance with their individual needs. . . .”

And again:—

“These hospitals were never intended to be receptacles or permanent homes for the harmless or incurable insane who can derive no benefit whatever from hospital treatment. Little more can be done for this class



than to surround them with proper restraint and to supply their physical wants. Neither justice nor humanity requires the state to spend large sums of money on persons who cannot be benefited thereby."

Dr. R. P. J. M'Broom, who entered upon his duties as Deputy Commissioner on 7th July 1937, reports :—

My visitation of boarded-out patients, which was limited to the second half of the year, was carried out in the districts of West Inverness, Ross, Sutherland, Renfrew, Dunbarton, Ayr, Stirling and part of Glasgow.

These districts widely represent the life and conditions of the patients and give a true impression of the boarding-out system in its general application.

On the whole, I can report very favourably on the care and attention given by guardians to the patients, especially to those residing in specially licensed houses or in single care with unrelated guardians. Patients were obviously well fed and suitably clad, beds as a rule comfortable and sufficiently supplied with good clean blankets, and proper attention had generally been paid to cleanliness.

The circumstances of patients left in the care of relatives, particularly in towns and more remote districts, were less satisfactory, and the average standard of comfort and well-being was lower than among patients residing with unrelated guardians. But a homely atmosphere, where patients were treated with the kindness and affection of their own relatives, was ample compensation for any deficiency in living conditions. I may say I was deeply impressed by the care and devotion bestowed by some parents on an imbecile member of their family, especially where advancing years made the burden extremely difficult. Though improperly fed and badly housed, they shared conditions common to other members of the family, and even to consider their removal would only have entailed unnecessary suffering to themselves and their relatives.

In country districts, farms and crofts always provide outlets for the activities of patients. In towns, with their crowded and congested conditions, there is a lack of industrial employment even for the better type of patient. After going odd messages and helping in the housework, many of the male patients spend the rest of the day about the streets with the danger of getting into trouble. In this respect it is interesting to note that none of the patients visited had got into serious trouble or had caused their guardians special anxiety, and all seemed very happy with the freedom allowed. Without doubt, the methods of visitation by the various authorities are largely responsible for encouraging and maintaining the present standard of discipline and control exerted by guardians over those under their care.

The efforts of two young high-grade defective lads to obtain employment are enlightening. Both had been released on licence and had obtained work as washers in separate garages of a large 'bus concern. In one case the foreman reported that his work was well up to the normal standard ; but considering the circumstances he did not feel disposed to risk him with more responsible work. The hours were awkward and conditions not very pleasant and provided a severe test for one who had received every consideration in an institution for many years. Yet he was carrying out his duties in a happy and contented manner. The other lad likewise obtained a good report for his work, but had been dismissed for refusing to perform some extra duty. Although the foreman believed he had been influenced in his attitude by other workers, in the interests of good discipline he was obliged to dismiss him. These are typical examples of the difficulties patients have to face in competing in a labour market which is still overcrowded. Private concerns can hardly



be expected to give special concessions, and unless Local Authorities can give a helping hand in some of their public services, such patients have little opportunity of proving their worth.

Similar cases boarded-out on farms are seen in a better light. Here competition is not so keen and there is always some type of work about the farm which they are able to do quite well. Such patients were invariably found to be pleased with their duties, and guardians although not related were interested in the comfort and welfare of their charges. Special attention, however, must always be paid to any tendency on the part of the guardian to look upon the patient more in the nature of a hired servant. Under such circumstances the impression is apt to be given that advantage is being taken of the simplicity of the lower-grade type of patient, while the higher-grade type soon acquire erroneous ideas of their ability to work for themselves, and become restless and unsettled. Patients should share the family life as far as possible and need not be relegated to any bothy which, although quite clean, is inaccessible and lacking in general comfort.

While recording the boarding-out system as a beneficial yet economical method of dealing with certain types of patients who are disordered or defective in mind, I have to acknowledge the services of the local Medical Officers in maintaining a good standard of health, and of the Public Assistance Officers for general supervision and attention to the material comforts of the patients.

#### VIII.—EXPENDITURE BY LOCAL AUTHORITIES ON PAUPER LUNATICS.

According to returns furnished by Local Authorities expenditure on pauper lunatics for the year ended 15th May 1937 was as follows :—

On pauper lunatics who were under care for longer or shorter periods during the year in asylums, lunatic wards of poorhouses, and private dwellings, and for other expenses connected with them, a total sum of £971,311 was paid; of which £841,331 was for maintenance in Royal and District Asylums, £70,463 was for maintenance in Greenock Parochial Asylum and in lunatic wards of poorhouses, £39,580 was for maintenance in private dwellings, and £19,937 was for certification, transport, and other expenses. Of this expenditure, £51,720 was repaid by relatives and others. Contributions amounting to £115,703 were formerly made from the Local Taxation Account, in terms of Section 22 of the Local Government (Scotland) Act, 1889, and of Section 2 of the Education and Local Taxation Account (Scotland) Act, 1892. These contributions are now merged in the general Exchequer Contributions to Local Revenues payable under the Local Government (Scotland) Act, 1929.

The average charges for pauper lunatics are as follow :—

	Weekly per head.
In Royal Asylums . . . . .	22s. 5d.
In District Asylums . . . . .	19s. 1d.
In Lunatic Wards of Poorhouses . . . . .	16s. 1d.
In Private Dwellings . . . . .	13s. 4d.

#### IX.—DANGEROUS LUNATICS.

The following statement shows the number of persons sent to asylums as dangerous lunatics in each of the ten years 1928-37, at the instance of



the Procurator-Fiscal, under the provisions of the 15th Section 25 and 26 Vict. cap. 54 :—

1928 . . . . . 2	1933 . . . . . 2
1929 . . . . . 2	1934 . . . . . 10
1930 . . . . . 0	1935 . . . . . 31
1931 . . . . . 0	1936 . . . . . 3
1932 . . . . . 3	1937 . . . . . 5

#### X.—REMOVALS TO OTHER COUNTRIES.

During 1937, 7 pauper lunatics were removed from Asylums in Scotland as having no settlement in that country. Of these patients, 4 were sent to England, 1 to Ireland, 1 to Wales, and 1 to Denmark.

#### XI.—LUNATICS UNDER JUDICIAL FACTORS.

At the end of December 1937 there were 1612 persons reported to us by the Accountant of the Court of Session as under judicial factory in consequence of mental unfitness for the management of their affairs. This number is exclusive of some cases in which the means of the wards have been exhausted, though the factory has not been formally discharged by the Court.

These persons were disposed of in the following way :—

1230 were in asylums in Scotland ;

286 were in private dwellings in Scotland under the care either of relatives or of unrelated guardians ; and

96 were resident either in asylums or private dwellings beyond the direct jurisdiction of the Board.

All patients resident in Scotland whose estates are under the management of judicial factors were visited by our officers during the year, except some whose position and circumstances were otherwise satisfactorily known, and in whose cases visitation was thought undesirable.

#### XII.—THE NUMBER AND DISTRIBUTION OF MENTAL DEFECTIVES AT 1st JANUARY 1938.

The number and distribution of certified mental defectives on the Register of the Board at 1st January 1938 were as follows :—

	Private.			Rate-Aided.			Totals.		
	M.	F.	T.	M.	F.	T.	M.	F.	T.
In Certified Institutions . . . . .	84	51	135	1,733	1,586	3,319	1,817	1,637	3,454
In Private Dwellings . . . . .	4	...	4	754	752	1,506	758	752	1,510
In the State Institution . . . . .	...	...	...	...	...	...	16	2	18
TOTALS . . . . .	88	51	139	2,487	2,338	4,825	2,591	2,391	4,982



The following are general results during 1937 as compared with 1936 in regard to registered mental defectives :—

There was a total increase of 418, due to an increase of private patients by 2, an increase of rate-aided patients by 415 and an increase of 1 patient in the State Institution.

The total increase of 418 arose from an increase of the number in institutions by 378 and an increase of the number in private dwellings by 40.

The increase of 378 in institutions arose from an increase of 1 private patient, an increase of 376 rate-aided patients and an increase of 1 patient in the State Institution.

The increase of 40 in private dwellings arose from an increase of 1 private and 39 rate-aided patients.

### XIII.—STATISTICS OF CERTIFIED INSTITUTIONS FOR MENTAL DEFECTIVES.

(SEE TABLES ON PAGES 41 TO 44 OF APPENDIX TO REPORT.)

#### *Admissions.*

The total number of patients admitted to Certified Institutions during 1937 was 855, which is 203 more than in the previous year.

Of the 855 patients admitted, 15 were private patients and 840 were rate-aided patients, as compared with 23 and 629 in the previous year.

#### *Discharges.*

During 1937 there was a decrease of 58 in the number of discharges from institutions, the total number discharged being 397, of which 1 was a private patient, as compared with 4 in 1936.

#### *Deaths.*

The number of deaths during the year was 81—an increase of 3 as compared with the number for the previous year.

The recorded main and contributory causes of death were as follows :—

Pneumonia and other pulmonary diseases . . . . .	34
Epilepsy and convulsions . . . . .	26
Diseases of the heart and blood vessels . . . . .	25
General paralysis and other diseases of the brain . . . . .	17
Influenza . . . . .	8
Tuberculosis . . . . .	7
Diseases of the alimentary, glandular and genito-urinary systems . . . . .	7
Erysipelas, abscess, septicæmia . . . . .	5



Infective and contagious diseases . . . . .	4
Atrophy and debility . . . . .	4
Diseases of the spinal cord and nervous system . . . . .	1
Dysentery, diarrhoea and infective enteritis . . . . .	1
Cancer and other malignant diseases (excluding malignant diseases of the brain) . . . . .	1
Accidental choking by inhalation of food . . . . .	1

*Removals from Institutions on Licence.*

During the year many patients are allowed home from institutions for a holiday in the summer at the discretion of the Medical Superintendent. In addition to those so liberated, 33 patients were allowed to leave the institutions with the sanction of the Board on periods of licence varying from 3 months to 12 months in order to test their fitness for discharge to their homes. Of that number 2 were ultimately discharged from the Registers, 7 were returned to the institution, and 24 were still absent on licence at the end of the year.

*Escapes from Institutions.*

The whole number of escapes during 1937 was 39. Of these, 26 were brought back to the institution, 8 were discharged, and 5 were still absent at the end of the year.

#### XIV.—PROVISION OF INSTITUTIONAL ACCOMMODATION FOR RATE-AIDED MENTAL DEFECTIVES.

Under Section 26 of the Mental Deficiency and Lunacy (Scotland) Act, 1913, a Local Authority is empowered and it is their duty, subject to the provisions of the Act and to Regulations made by the Board, with the approval of the Secretary of State, to provide suitable and sufficient accommodation for defectives when sent to Certified Institutions, whether by Orders under the Act or without Orders but with the consent of parents or guardians. It is also provided under Section 30 (1) of the Act that a Local Authority may make such provision either singly or in combination with any other Local Authority by the establishment or building of an institution or by contracting with the Managers of any existing Certified Institution for Defectives.

Where a Local Authority undertakes the care of adult defectives and of educable juvenile defectives under one system of management, they are required to provide for the accommodation of the educable juvenile defectives separate and distinct from the adult defectives. They are also required to provide special accommodation, class-rooms, workshops and all other means ordinarily used for the education and training of such defectives.

All institutions for the accommodation of mental defectives are visited twice in each year by Medical Commissioners who make a record of each visit in the appropriate Register which is kept at each institution for the purpose. The reports by the Medical Commissioners of their inspection of the institutions during the past year have, as usual, been presented to and considered by the Board, and a copy of each report is preserved for reference at the Offices of the Board.



The following institutions do not belong to Local Authorities, but receive rate-aided patients by arrangement :—

The Bridge of Weir Certified Institution receives a number of high-grade mental defectives suffering from epilepsy.

The Royal Scottish National Institution at Larbert receives defectives of all classes from all over Scotland. This institution has now a colony for adults, and during the year two villas were opened for low-grade adults with the resulting increase in the accommodation to 850. Having regard to the circular letter which the Board issued to Local Authorities on 20th May 1937, of which a copy will be found in the Appendix (page 45) of this Report, the Directors are in negotiation with a number of these Authorities with the object of entering into contracts which may necessitate the erection of several additional blocks, including blocks to accommodate low-grade cases.

St. Charles' Institution at Carstairs, Lanarkshire, and the St. Joseph's Institution at Whitehill, Rosewell, Midlothian, receive juvenile mental defectives of the Roman Catholic faith from the area of the Archdiocese of Glasgow and from the East of Scotland respectively. The former is licensed for 140 and the latter for 231 patients. Improvements and extensions are being carried out, and further extensions are in contemplation at both of these institutions.

Waverley Park Certified Institution at Kirkintilloch provides for educable mentally defective girls who for various reasons cannot be suitably educated in special schools, and for whom accordingly education and care in a residential institution are essential.

The following indicates the provision which has been made by Local Authorities :—

The Baldovan Institution at Dundee was formerly a private charitable institution under a Board of Directors, but in 1925 its administration was handed over to a number of Local Authorities, and it now serves a Combination consisting of the Aberdeen, Angus, Kincardine and Perth and Kinross County Councils and the Arbroath and Perth Town Councils. This institution provides accommodation for juvenile mental defectives only.

Certain negotiations have taken place during the year with the object of endeavouring to arrange for extensions at the Institution and for the reservation by Agreement of a number of beds for Dundee City patients. In this connection reference is made to page xl of this Report.

The Argyll County Council have entered into an Agreement with the Directors of the Royal Scottish National Institution at Larbert for the reservation of 10 beds at that Institution for Argyllshire cases.

The Ayr County Council and the Ayr and Kilmarnock Town Councils have a combined institution for juvenile mental defectives at Dunlop House, near Kilmarnock. This institution was opened in 1933, and the Combination are at present considering the provision of a school and workshops and also an extension of the institution to include accommodation for a number of adult mental defectives—a step which will help to relieve the congestion at their District Asylum. During the year certain wards at the Cunninghame Home, Irvine, were licensed by the Board as a temporary arrangement for the accommodation of 16 suitable male mental defectives.

The Edinburgh Town Council have provided accommodation for their mental defectives, both adult and juvenile, at the Gogarburn Institution,



Midlothian. Two temporary blocks recently erected are now in occupation, and plans have been passed for two permanent blocks. On the completion and occupation of these permanent blocks, the temporary blocks will be used as workshops. Consideration is being given to a further extension of the Institution to provide accommodation for defectives from the south-eastern counties. In this connection reference is made to page xli of this Report. The licence for this Institution has been increased from 502 to 542.

The Glasgow Town Council have provided for their adult mental defectives at the Lennox Castle Certified Institution which was opened in 1936 and which provides accommodation for 1200 adult mental defectives. All the patients have been transferred thereto from the Stonevetts Certified Institution and from the licensed wards at Falkirk Poorhouse (Blinkbonny Certified Institution). At 1st January 1938 the number of defectives in residence at Lennox Castle Certified Institution amounted to 988. A number of juvenile defectives are accommodated at the Caldwell House Certified Institution.

The Lanark County Council and the Airdrie, Coatbridge, Hamilton, Motherwell and Wishaw, and Rutherglen Town Councils have provided accommodation for their juvenile mental defectives at the Birkwood Certified Institution, Lesmahagow, and they are at present erecting an extension at Hartwoodhill for the accommodation of adult mental defectives, a step which will relieve the congestion at their District Asylum.

The East Lothian County Council have completed an Agreement with the Directors of the Royal Scottish National Institution at Larbert for the reservation of 10 beds at that Institution for East Lothian County cases.

The Paisley Town Council have made provision for their juvenile mental defectives at the Broadfield Certified Institution, Port Glasgow. By an arrangement of districts under the Local Government (Scotland) Act, 1929, the Glasgow Town Council and the Renfrew County Council have at present an interest in this institution.

The County Councils of Stirling, Dunbarton, West Lothian, and Clackmannan, and the Town Councils of Stirling, Falkirk, Dunbarton, and Clydebank have as a Combination entered into an agreement with the Directors of the Royal Scottish National Institution at Larbert for the accommodation in that Institution of 150 juvenile mental defectives from these areas for a period of 5 years from Whitsunday 1934, subject to a provision that the amount of reserved accommodation may at any time during the period of 5 years be increased to 200 or reduced to not less than 100, and also subject to the further provision that the number of helpless or low-grade cases received from these areas shall not at any time exceed 10% of the whole number of juvenile defectives receivable into the Institution under the agreement. During the year the part of Blinkbonny Home, Falkirk, which had been vacated by the removal of Glasgow patients to Lennox Castle Certified Institution, was licensed to the Falkirk Town Council for the reception of 50 adult female mental defectives. The relicensed premises are, however, not yet in occupation.

So far no definite provision has been made by any of the other Local Authorities in Scotland for the institutional accommodation of their mental defectives.



## XV.—INSUFFICIENCY OF PROVISION FOR MENTAL DEFECTIVES.

The continued insufficiency of institutional accommodation for mental defectives still presents difficulties in dealing with cases which are constantly arising, and most Local Authorities have been slow to take action to relieve the situation by attending to the carrying out of their statutory duty in the matter.

Section 26 of the Mental Deficiency and Lunacy (Scotland) Act, 1913, lays upon Local Authorities the duty of providing suitable and sufficient accommodation for defectives when sent to Certified Institutions, either by Judicial Order or with the consent of parents or guardians, and section 30 of the Act states that such provision may be made by a Local Authority undertaking, or combining with any other Local Authority in undertaking, the establishment of an institution or by contracting with the Managers of an existing institution.

In order to arouse activity among the Local Authorities, the Board issued a circular on 20th May, 1937, calling for their compliance with the requirements of the Statute and insisting upon contracts where Local Authorities have more than 4 defectives boarded in institutions in which they have no claim to accommodation. A copy of this circular will be found in the Appendix to this Report. The Board have no specific power under the Mental Deficiency and Lunacy (Scotland) Act to fix combinations of districts for the provision of accommodation for defectives such as is contained in the Lunacy (Scotland) Acts in respect of the provision of institutional accommodation for the insane, but they are of opinion that there should be certain definite combinations for mental deficiency purposes.

Such a combination is particularly necessary in the North of Scotland as there is no existing institution convenient enough for the Local Authorities in that region. At the present time there exists a combination for lunacy purposes comprising the Counties of Inverness, Ross and Cromarty, Sutherland and the Nairn district of the Joint County of Moray and Nairn, together with the Burgh of Inverness. For mental deficiency purposes this combination should be extended to embrace the County of Caithness, and probably the County of Orkney, and on 22nd November, 1937, the Board held a conference at which representatives of these Authorities (excepting the County of Orkney) were present, and at which the question of the provision of a joint institution for these areas was discussed. It was decided that each of the Authorities represented at the Conference should ascertain as fully as possible what were their approximate requirements in respect of institutional accommodation for mental defectives, and inform the General Board, after which another Conference would be called to consider the matter further.

The only combination of Local Authorities under the Mental Deficiency and Lunacy (Scotland) Act which obtained prior to the coming into force of the Local Government (Scotland) Act, 1929, was that which has a joint interest in the Baldovan Certified Institution. That institution was originally a charitable institution, but in 1925 it was handed over to the combination of Local Authorities which comprises the County Councils of Aberdeen, Kincardine, Angus, and Perth and Kinross and the Town Councils of Perth and Arbroath. On 11th March, 1936, representatives of the Board held a Conference with representatives of the Local Authorities in the Baldovan Institution combination, at which the future of the institution and the question of making provision at Baldovan for mental defectives from the City of Dundee were discussed. In the grouping of districts for mental deficiency purposes



the Board consider that the City of Aberdeen and the County of Banff and probably the Moray district of the Joint County of Moray and Nairn should be grouped with the Counties of Aberdeen and Kincardine, and on 17th February, 1937, representatives of the Board held a Conference at Aberdeen with representatives from the County Councils of Aberdeen and Kincardine and the Town Council of Aberdeen at which the question of the provision of institutional accommodation for mental defectives in this area was fully discussed. At present the Baldovan Institution provides accommodation, mainly for juvenile mental defectives, from the Counties of Aberdeen, Kincardine, Angus and Perth and Kinross and the Burghs of Arbroath and Perth. No definite provision has been made for the mental defectives of Aberdeen City or Dundee City, and on 14th January, 1938, the Board issued a circular letter to the Local Authorities in the East Central area of Scotland stating their views on the matter. A copy of that circular letter is in the Appendix to this Report.

As regards the South Eastern area, representatives of the Board attended on 16th December, 1937, a Conference at the City Chambers convened by the Edinburgh Town Council at which representatives were present from the County Councils of Midlothian, West Lothian, East Lothian, Peebles, Berwick and Selkirk. The Conference was convened in order to ascertain whether in connection with proposed extensions any or all of these Local Authorities would desire to have accommodation provided for their mental defectives at the Gogarburn Certified Institution at rates to cover the costs of "maintenance" and "providing," the latter to be spread over an agreed period. The representatives present at the meeting indicated that while they could not bind their Local Authorities, it was probable that they would be willing to enter on an arrangement for utilising accommodation at Gogarburn, provided the charges for the accommodation were satisfactory. It was arranged that the Town Clerk should submit to the various Local Authorities for their consideration terms and conditions for the service proposed, with estimates of the costs involved.

It was agreed that to make the regional scheme complete, Roxburghshire, which had intimated that they contemplated entering into agreement with Larbert Institution, should be invited to come into the proposed scheme.

#### *Day Occupation Centres.*

The main object of legislation for mental defectives is to ensure that they shall receive care and supervision and such education and training as they are capable of acquiring. In general the defective, if not too low grade, receives in the specially adapted curriculum of the Special School or class the graded and specialised type of education and training most suited to his mental ability, and so no longer retards the class-work in the ordinary school. In the Special School he finds pleasure and stimulation which are not within his reach in the ordinary school. But the grading has to go further than the Special School by the elimination, usually after a fair test, of those whose intellect or behaviour renders them unsuited even for the Special School or class. Under present law this lowest group falls outwith the jurisdiction of the Education Authorities, and in respect of such training as they may be capable of receiving they become a charge on the Public Assistance Authorities. The number of this class of mentally defective child is by no means negligible and only a comparatively small proportion of them find their way to Certified Institutions. The remainder at present receive no form of education or training whatsoever except in those areas where, and to the limited extent to which, voluntary local Care Committees have provided day Occupation and



**Employment Centres.** The home conditions of many of these children are not unsatisfactory, so that expensive care and training in Certified Institutions is not called for, but it is very important that their training should not be neglected and in urban areas this very great want could be met by the general provision of day Occupation and Training Centres which these less mentally-endowed children would attend and where they would receive such training as they are capable of, just as their more favoured brothers and sisters attend the ordinary or the Special School, as the case may be. Unfortunately under the Mental Deficiency and Lunacy (Scotland) Act, 1913, Local Authorities are authorised to deal with such children only by having them certified and placed in Certified Institutions or under guardianship, and they are not specifically empowered to set up day Occupation and Training Centres.

The insufficiency of institutional accommodation greatly intensifies the problem, as, in addition to those suitable for day Occupation Centres, there are children under 16 years of age not attending any form of educational or instructional centre, for whom, for one reason or another, institutional care, education and training are essential. It is false economy on the part of the Local Authorities to allow these children to go so long unprovided for as regards training in habits and occupations. However good the home conditions may be, lack of daily occupation under definite control, including training in self-control, allows time and opportunity for the defective to fall into mischief and even delinquency. It should be understood clearly that delinquency is not a natural characteristic of the defective. It is now recognised that the well-trained defective under good conditions does well and may become a useful citizen. On the other hand untrained and poorly supervised defectives, especially those living under City conditions, run a grave risk of getting into trouble. Such cases as have come before the notice of the Board from the Courts almost invariably belong to this unsupervised group. When this does occur it ought to provide a belated opportunity for having the defective suitably dealt with by being sent to a Certified Institution; indeed, the Statute provides the machinery for that course of procedure, but time and again the excellent intentions of the Statute are frustrated because no vacancies can be found in any of the Certified Institutions. The result is that the defectives are sent to prison, a course which is to be deprecated for various reasons. In the first place, there is no provision in a prison for the special training of defectives, and prison discipline is not of the type to achieve useful reformatory results in their cases. Defectives are very suggestible, and to bring them into contact with the very type of influence which it is least desirable they should meet seems an entirely wrong practice and likely to encourage further lapses into crime.

There is, of course, provision under Section 10 of the Act for transferring defectives from Prison and other places of detention to Certified Institutions, and a number is dealt with in that way when vacancies in Certified Institutions can be found for them. It is, however, extremely inadvisable to send to prison a person who is known to be a mental defective, but so long as Local Authorities delay in providing sufficient institutional accommodation under the Mental Deficiency and Lunacy (Scotland) Act, 1913, there is not likely to be any diminution in the number of mental defectives who get into trouble or who are sent to prison for breaking the law. Of those mental defectives who come before the Courts, only a relatively small proportion are defectives of dangerous or violent propensities for whom special provision requires to be made in a State Institution. But when such cases do arise it is far from satisfactory to deal with them by sending them to a Certified Institution. On the other hand, there are defectives of dangerous and violent propensities



in Certified Institutions in Scotland because sufficient provision has not been made for them in a State Institution. Their presence in Certified Institutions seriously hinders the work of these Institutions in the mental and moral development of the other inmates. It is hoped that this will be remedied very soon by the opening of the State Institution which is being erected at Lampits in Lanarkshire.

#### *Official Records of Mental Defectives.*

The present system of dealing with the care, education and training of mental defectives by Local Authorities fails to provide automatically a satisfactory record of their history, with the result that in many cases requiring to be dealt with in post-adolescent periods, no information is readily available of their early mental condition and their response to education and training, in addition to particulars of behaviour and other problems. Such information is essential to those who may have to deal at the adult stage with defectives who have not been continued under official care from and after school age. The records of defectives who attend Special Schools and classes are in the hands of the Education Authorities, and the records of all cases dealt with under the Mental Deficiency and Lunacy (Scotland) Act, 1913, are kept by the Board, but there is at present no linking up of these records, and the Board hope to arrange with the Scottish Education Department for copies of Special School and class records to be supplied to them in every case after the child leaves the Special School or class, so that the Board may have a complete record of all mental defectives who are officially dealt with. Such records would be available for the information of the Courts, of Local Authorities and of the Medical Superintendents of Certified Institutions, to whom the early history of cases sent to them is of very great value.

The development of a social service in association with Certified Institutions would enable the Institution Authorities to obtain information regarding environmental conditions and other useful data, so adding to the value of the records.

### XVI.—DEFECTIVES UNDER GUARDIANSHIP.

During the year ended 31st December, 1937, 2 private and 155 aided mental defectives were certified and placed under guardianship (including 35 dealt with by judicial order, and 8 by order of the Secretary of State for Scotland), 90 aided patients were discharged from guardianship, and 1 private and 26 aided patients died. The following table shows the class and sex of the defectives certified during the year :—

Adults.		Children.		Total.
M.	F.	M.	F.	
67	70	13	7	157

Extracts from reports relating to the visitation of Mental Defectives under guardianship will be found on pages xxvi—xxxiv.

### XVII.—EXPENDITURE ON AIDED MENTAL DEFECTIVES.

The expenditure by Local Authorities on aided mental defectives for the year ending 15th May, 1937, was as follows :—



*Twenty-fourth Annual Report of the  
General Board of Control for Scotland.*

For maintenance of and provision of accommodation for certified aided defectives who were under care for longer or shorter periods during the year in Certified Institutions and under guardianship, and for other expenses connected with them, a total sum of £302,288 was expended, of which £253,829 was paid in respect of patients in Certified Institutions, £42,518 in respect of patients in private dwellings, and £5,941 was for certification, transport, and other expenses. Of this expenditure £5,228 was recovered from private sources. As from 16th May, 1930, contributions from Treasury funds, payable in terms of Section 37 of the Mental Deficiency and Lunacy (Scotland) Act, 1913, were discontinued by the Local Government (Scotland) Act, 1929, and the Exchequer contribution towards the expenses of Local Authorities in respect of mental deficiency is now merged in the General Exchequer contributions to Local Revenues payable under that Act.

We have the honour to be,

SIR,

Your most obedient humble servants,

GEORGE MORTON, *Chairman.*

G. N. DOUGLAS-HAMILTON.

HUGH ROSE.

AIDAN G. W. THOMSON.

KATE FRASER.

J. A. W. STONE, *Secretary.*

EDINBURGH, 6th April 1938.



**A. † The Population and the proportion of Registered Lunatics.**  
**B. The Numbers of Private, Pauper, and Criminal Lunatics, distinguishing between the sexes, and the different modes of disposal of Private and Pauper Lunatics.**

**A**

**B**

1. YEARS.	2. Population of Scotland estimated at the middle of the year.	3. Total Registered Lunatics at 1st January.	4. Number of Registered Lunatics per 100,000 of Population.	5. Total Registered Pauper Lunatics at 1st January.	6. Number of Private Lunatics.						7. Number of Pauper Lunatics.						8. Number of Lunatics in Criminal Lunatic Department. ‡		
					In Asylums.			In Private Dwellings.			In Asylums and Lunatic Wards of Poorhouses.			In Private Dwellings.			M.	F.	T.
					M.	F.	T.	M.	F.	T.	M.	F.	T.	M.	F.	T.			
1926 . . .	4,903,300	18,421	377	15,445	1592	1299	2891	31	54	85	6842	6912	13,754	745	946	1691	67	4	71
1927 . . .	4,894,700	18,467	377	15,532	1564	1291	2855	28	52	80	6919	6975	13,894	723	915	1638	63	5	68
1928 . . .	4,888,700	18,589	380	15,667	1535	1315	2850	24	48	72	7047	7025	14,072	698	897	1595	64	6	70
1929 . . .	4,896,600	18,916	387	15,977	1543	1328	2871	23	45	68	7245	7178	14,423	679	875	1554	66	7	73
1930 . . .	4,879,700	18,942	387	16,012	1540	1319	2859	25	46	71	7362	7184	14,546	655	811	1466	69	7	76
Average of the 5 Years)	...	<b>18,667</b>	<b>382</b>	<b>15,727</b>	<b>1555</b>	<b>1310</b>	<b>2865</b>	<b>26</b>	<b>49</b>	<b>75</b>	<b>7083</b>	<b>7055</b>	<b>14,138</b>	<b>700</b>	<b>889</b>	<b>1589</b>	<b>66</b>	<b>6</b>	<b>72</b>
1931 . . .	4,842,554	19,127	392	16,213	1521	1322	2843	22	49	71	7455	7352	14,807	633	773	1406	66	7	73
1932 . . .	4,880,000	19,366	400	16,492	1497	1307	2804	23	47	70	7623	7508	15,131	623	738	1361	60	6	66
1933 . . .	4,916,000	19,302	396	16,500	1476	1257	2733	23	46	69	7663	7519	15,182	595	723	1318	63	6	69
1934 . . .	4,934,000	19,422	395	16,630	1457	1272	2729	22	41	63	7813	7527	15,340	599	691	1290	70	7	77
1935 . . .	4,955,500	19,562	396	16,785	1432	1283	2715	20	42	62	7910	7626	15,536	588	661	1249	82	4	86
Average of the 5 Years)	...	<b>19,356</b>	<b>396</b>	<b>16,524</b>	<b>1477</b>	<b>1288</b>	<b>2765</b>	<b>22</b>	<b>45</b>	<b>67</b>	<b>7693</b>	<b>7506</b>	<b>15,199</b>	<b>608</b>	<b>717</b>	<b>1325</b>	<b>68</b>	<b>6</b>	<b>74</b>
1936 . . .	4,971,200	19,610	396	16,882	1396	1270	2666	18	44	62	8012	7675	15,687	562	633	1195	80	7	87
1937 . . .	4,979,500	19,505	392	16,814	1375	1256	2631	17	43	60	8032	7641	15,673	533	608	1141	84	7	91
1938 . . .	...	19,566	393	16,867	1364	1275	2639	20	40	60	8108	7675	15,783	520	564	1084	80	6	86

\* A small number of certified lunatics, inmates of certified institutions, are not included in this Table.

† The number of Lunatics is taken at the 1st January of each year. The calculations are made on the Population of the previous year—e.g. the calculations for 1938 are made on the Population for 1937—the Population being that of the middle of the year, as estimated by the Registrar-General.

‡ Not registered Lunatics.







The Numbers of Private and Pauper Lunatics resident in Royal, District, Private, and Parochial Asylums, and in Lunatic Wards of Poorhouses, on 31st December of each year from 1925 to 1937; the Numbers thereinto Admitted; the Numbers therefrom Discharged Recovered and Not Recovered; the Numbers transferred from one establishment to another; and the Numbers that Died therein in each of the said years.

YEARS.	Number Resident at 31st December.				Number Admitted during Year (including Transfers).				Number Discharged during Year.								Number Transferred during Year.				Number of Deaths during Year.			
	Private.		Pauper.		Private.		Pauper.		Recovered.				* Not Recovered.				Private.		Pauper.		Private.		Pauper.	
	M.	F.	M.	F.	M.	F.	M.	F.	M.	F.	M.	F.	M.	F.	M.	F.	M.	F.	M.	F.	M.	F.	M.	F.
1925 .	1592	1299	6842	6912	225	292	1491	1433	106	95	416	535	101	73	239	273	27	9	122	103	117	126	629	554
1926 .	1564	1291	6919	6975	186	292	1382	1393	96	89	455	514	67	104	201	237	19	19	75	105	113	109	587	577
1927 .	1535	1315	7047	7025	199	295	1490	1446	75	83	483	478	76	77	239	317	18	7	104	133	114	127	603	585
1928 .	1543	1328	7245	7178	209	307	1568	1493	95	85	436	510	60	83	278	233	11	18	135	104	89	123	613	600
1929 .	1540	1319	7362	7184	202	306	1514	1448	78	80	438	531	57	89	249	246	13	18	127	139	122	168	658	643
Average of 5 Years }	1555	1310	7083	7055	204	298	1489	1443	90	86	446	514	72	85	241	261	18	14	113	117	111	131	618	592
1930 .	1521	1322	7455	7352	186	302	1456	1391	90	96	448	483	59	88	255	203	22	16	139	102	87	123	629	529
1931 .	1497	1307	7623	7508	174	278	1415	1362	67	83	385	419	63	85	245	214	12	15	131	103	88	119	597	579
1932 .	1476	1257	7663	7519	187	233	1261	1339	77	90	408	448	61	70	231	268	10	14	101	114	89	129	563	606
1933 .	1457	1272	7813	7527	208	258	1411	1339	63	77	426	497	58	68	277	248	16	19	178	141	103	97	561	587
1934 .	1432	1283	7910	7626	188	268	1222	1224	72	67	415	414	57	78	170	180	13	12	91	116	82	115	542	528
Average of 5 Years }	1477	1288	7693	7506	189	268	1353	1331	74	83	416	452	60	78	236	223	15	15	128	115	90	117	578	566
1935 .	1396	1270	8012	7675	175	269	1260	1219	56	85	422	411	58	89	197	169	11	8	104	106	105	121	531	577
1936 .	1375	1256	8032	7641	190	319	1142	1101	67	81	398	444	37	79	157	156	8	9	91	80	109	157	565	551
1937 .	1364	1275	8108	7675	204	283	1335	1261	59	79	382	359	58	70	268	241	8	11	171	158	87	120	620	622

\* Including Patients transferred from one establishment to another.



APPENDIX.—TABLE IV.

The Results of Treatment in different classes of Establishments for each Year from 1925 to 1937.

(a) *Royal and District Asylums.*

ROYAL AND DISTRICT ASYLUMS.	Average Number Resident.			Admissions (including Transfers).			Recoveries.			Discharges not Recovered (including Transfers).			Deaths.			Proportion of Admissions per cent. on Number Resident.			Proportion of Recoveries per cent. on Admissions.			Proportion of Deaths per cent. on Number Resident.		
	M.	F.	T.	M.	F.	T.	M.	F.	T.	M.	F.	T.	M.	F.	T.	M.	F.	T.	M.	F.	T.	M.	F.	T.
Year 1925.	7804.5	7517.0	15321.5	1651	1671	3322	508	622	1130	321	331	652	707	646	1353	21.2	22.2	21.7	30.8	37.2	34.0	9.1	8.6	8.8
" 1926.	7888.5	7675.0	15563.5	1526	1623	3149	541	589	1130	257	329	586	675	661	1336	19.3	21.1	20.2	35.5	36.3	35.9	8.6	8.6	8.6
" 1927.	7956.5	7723.0	15679.5	1615	1661	3276	544	550	1094	295	370	665	693	685	1378	20.3	21.5	20.9	33.7	33.1	33.4	8.7	8.9	8.8
" 1928.	8097.0	7844.0	15941.0	1701	1741	3442	517	579	1096	314	300	614	672	680	1352	21.0	22.2	21.6	30.4	33.1	31.8	8.3	8.7	8.5
" 1929.	8246.0	7926.5	16172.5	1640	1668	3308	505	595	1100	286	316	602	749	774	1523	19.9	21.0	20.5	30.8	35.7	33.3	9.1	9.8	9.4
Average of 5 Years	7998.5	7737.1	15735.6	1626	1673	3299	523	597	1110	295	329	624	699	689	1388	20.3	21.6	21.0	32.1	35.1	33.6	8.7	8.9	8.8
Year 1930.	8333.5	8013.0	16346.5	1569	1648	3217	522	567	1089	288	267	555	684	624	1308	18.8	20.6	19.7	33.3	34.4	33.9	8.2	7.8	8.0
" 1931.	8447.5	8175.5	16623.0	1522	1588	3110	440	491	931	278	285	563	651	677	1328	18.0	19.4	18.7	28.9	30.9	29.9	7.7	8.3	8.0
" 1932.	8530.5	8217.0	16747.5	1384	1488	2872	468	522	990	277	320	597	626	698	1324	16.2	18.1	17.1	33.8	35.1	34.5	7.3	8.5	7.9
" 1933.	8577.0	8188.0	16765.0	1499	1504	3003	471	561	1032	314	295	609	634	654	1288	17.5	18.4	17.9	31.4	37.3	34.4	7.4	8.0	7.7
" 1934.	8652.5	8213.5	16866.0	1352	1385	2737	471	461	932	208	247	455	602	620	1222	15.6	16.9	16.2	34.8	33.3	34.1	7.0	7.5	7.2
Average of 5 Years	8508.2	8161.4	16669.6	1465	1523	2988	474	521	995	273	283	556	639	655	1294	17.2	18.7	17.9	32.4	34.1	33.3	7.5	8.0	7.8
Year 1935.	8713.5	8255.5	16969.0	1352	1415	2767	459	485	944	234	240	474	608	663	1271	15.5	17.1	16.3	33.9	34.3	34.1	7.0	8.0	7.5
" 1936.	8743.0	8242.0	16985.0	1272	1354	2626	456	515	971	172	224	396	636	669	1305	14.6	16.4	15.5	35.8	38.0	37.0	7.3	8.1	7.7
" 1937.	8780.0	8243.0	17023.0	1464	1463	2927	433	427	860	300	286	586	665	694	1359	16.7	17.7	17.2	29.6	29.2	29.4	7.6	8.4	8.0



APPENDIX.—TABLE IV.—continued.

The Results of Treatment in different classes of Establishments for each Year from 1925 to 1937.

(b) *Private Asylums.*

PRIVATE ASYLUMS.	Average Number Resident			Admissions (including Transfers).			Recoveries.			Discharges not Recovered (including Transfers).			Deaths.			Proportion of Admissions per cent. on Number Resident.			Proportion of Recoveries per cent. on Admissions.			Proportion of Deaths per cent. on Number Resident.		
	M.	F.	T.	M.	F.	T.	M.	F.	T.	M.	F.	T.	M.	F.	T.	M.	F.	T.	M.	F.	T.	M.	F.	T.
Year 1925 .	18.0	28.5	46.5	...	3	3	3	3	4	...	3	3	1	2	3	...	10.5	6.5	...	33.3	133.3	5.6	7.0	6.5
" 1926 .	15.5	29.5	45.0	2	9	11	...	...	...	...	3	3	3	1	4	12.9	30.5	24.4	...	...	19.4	3.4	8.9	
" 1927 .	14.0	31.0	45.0	1	2	3	...	...	1	...	1	3	...	3	3	7.1	6.5	6.7	...	...	...	9.7	6.7	
" 1928 .	14.0	28.5	42.5	5	3	8	...	...	2	...	2	2	1	4	5	35.7	10.5	18.8	...	66.7	...	14.0	11.8	
" 1929 .	14.0	29.5	43.5	1	9	10	...	...	...	...	...	...	3	4	7	7.1	30.5	23.0	...	...	21.4	13.6	16.1	
Average of 5 Years	15.1	29.4	44.5	2	5	7	1	...	1	1	1	2	1	3	4	13.2	17.0	15.7	50.0	20.0	13.2	10.2	9.0	
Year 1930 .	13.5	30.5	44.0	2	6	8	1	1	2	...	5	5	...	3	3	14.8	19.7	18.2	50.0	16.7	...	...	...	
" 1931 .	12.5	29.0	41.5	2	6	8	...	1	1	3	3	6	2	2	4	16.0	20.7	19.3	...	16.7	16.0	9.8	6.8	
" 1932 .	10.5	28.0	38.5	2	12	14	...	1	1	...	5	5	3	8	11	19.0	42.9	36.4	...	8.3	28.6	6.9	9.6	
" 1933 .	10.0	28.0	38.0	2	6	8	1	...	1	...	2	2	1	2	3	20.0	21.4	21.1	50.0	...	10.0	28.6	28.6	
" 1934 .	10.5	28.5	39.0	3	9	12	...	2	2	2	5	7	...	3	3	28.6	31.6	30.8	...	22.2	...	7.1	7.9	
Average of 5 Years	11.4	28.8	40.2	2	8	10	...	1	1	1	4	5	1	4	5	17.5	27.8	24.9	...	12.5	8.8	10.5	7.7	
Year 1935 .	10.5	27.5	38.0	3	4	7	1	3	4	2	...	2	1	2	3	28.6	14.5	18.4	33.3	75.0	9.5	7.3	7.9	
" 1936 .	10.0	27.0	37.0	4	5	9	2	...	2	1	1	2	1	4	5	40.0	18.5	24.3	50.0	...	10.0	14.8	13.5	
" 1937 .	9.5	26.5	36.0	2	4	6	...	1	1	2	1	3	1	3	4	21.1	15.1	16.7	...	25.0	10.5	11.3	11.1	



APPENDIX.—TABLE IV.—*continued.*  
 The Results of Treatment in different classes of Establishments for each Year from 1925 to 1937.  
 (c) *Parochial Asylum.*  
 (Lunatic Wards of Poorhouse with Unrestricted Licence.)

PAROCHIAL ASYLUM.	Average Number Resident.			Admissions (including Transfers).			Recoveries.			Discharges not Recovered (including Transfers).			Deaths.			Proportion of Admissions per cent. on Number Resident.			Proportion of Recoveries per cent. on Admissions.			Proportion of Deaths per cent. on Number Resident.		
	M.	F.	T.	M.	F.	T.	M.	F.	T.	M.	F.	T.	M.	F.	T.	M.	F.	T.	M.	F.	T.	M.	F.	T.
Year 1925 .	121.5	102.5	224.0	24	19	43	10	7	17	2	1	3	11	6	17	19.8	18.5	19.2	41.7	36.8	39.5	9.1	5.9	7.6
" 1926 .	121.5	105.5	227.0	15	20	35	8	14	22	2	1	3	6	4	10	12.3	19.0	15.4	53.3	70.0	62.9	4.9	3.8	4.4
" 1927 .	126.0	109.0	235.0	35	27	62	12	10	22	3	4	7	10	7	17	27.8	24.8	26.4	34.3	37.0	35.5	7.9	6.4	7.2
" 1928 .	129.5	112.5	242.0	23	23	46	13	12	25	4	...	4	9	10	19	17.8	20.4	19.0	56.5	52.2	54.3	6.9	8.9	7.9
" 1929 .	133.0	114.0	247.0	32	26	58	10	16	26	3	3	6	9	5	14	24.1	22.8	23.5	31.3	61.5	44.8	6.8	4.4	5.7
Average of 5 Years )	126.3	108.7	235.0	26	23	49	10	12	22	3	2	5	9	6	15	20.6	21.2	20.9	42.3	52.2	44.9	7.1	5.5	6.4
Year 1930 .	138.0	113.0	251.0	31	16	47	12	11	23	5	1	6	14	8	22	22.5	14.2	18.7	38.7	68.8	48.9	10.1	7.1	8.8
" 1931 .	138.5	111.5	250.0	31	18	49	10	9	19	9	2	11	11	6	17	22.4	16.1	19.6	32.3	50.0	38.8	7.9	5.4	6.8
" 1932 .	139.0	113.0	252.0	28	29	57	16	15	31	3	2	5	9	10	19	20.1	25.7	22.6	57.1	51.7	54.4	6.5	8.8	7.5
" 1933 .	141.0	111.5	252.5	31	19	50	13	12	25	3	2	5	11	10	21	22.0	17.0	19.8	41.9	63.2	50.0	7.8	9.0	8.3
" 1934 .	145.5	112.0	257.5	25	26	51	13	15	28	2	...	2	5	5	10	17.2	23.2	19.8	52.0	57.7	54.9	3.4	4.5	3.9
Average of 5 Years )	140.4	112.2	252.6	29	22	51	13	12	25	5	1	6	10	8	18	20.7	19.6	20.2	44.8	54.5	49.0	7.1	7.1	7.1
Year 1935 .	151.0	114.0	265.0	34	13	47	14	6	20	7	1	8	7	8	15	22.5	11.4	17.7	41.2	46.2	42.6	4.6	7.0	5.7
" 1936 .	152.0	113.5	265.5	20	18	38	7	10	17	1	1	2	16	6	22	13.2	15.9	14.3	35.0	55.6	44.7	10.5	5.3	8.3
" 1937 .	151.5	112.5	264.0	26	17	43	7	8	15	...	2	2	16	10	26	17.2	15.1	16.3	26.9	47.1	34.9	10.6	8.9	9.8



APPENDIX.—TABLE IV.—continued.

The Results of Treatment in different classes of Establishments for each Year from 1925 to 1937.  
(d) *Lunatic Wards of Poorhouses with Restricted Licences.*

LUNATIC WARDS OF POORHOUSES.	Average Number Resident.			Admissions (including Transfers).			Recoveries.			Discharges not Recovered (including Transfers).			Deaths.			Proportion of Admissions per cent. on Number Resident.			Proportion of Recoveries per cent. on Admissions.			Proportion of Deaths per cent. on Number Resident.		
	M.	F.	T.	M.	F.	T.	M.	F.	T.	M.	F.	T.	M.	F.	T.	M.	F.	T.	M.	F.	T.	M.	F.	T.
Year 1925 .	437.0	428.5	865.5	41	32	73	1	...	1	17	11	28	27	26	53	9.4	7.5	8.4	2.4	...	1.4	6.2	6.1	6.1
" 1926 .	433.0	428.5	861.5	25	33	58	2	...	2	16	8	24	16	20	36	5.8	7.7	6.7	8.0	...	3.4	3.7	4.7	4.2
" 1927 .	436.0	438.0	874.0	38	51	89	1	...	1	15	9	24	14	17	31	8.7	11.6	10.2	2.6	2.0	2.2	3.2	3.9	3.5
" 1928 .	444.5	438.0	882.5	48	33	81	1	2	3	18	16	34	20	29	49	10.8	7.5	9.2	2.1	6.1	3.7	4.5	6.6	5.6
" 1929 .	452.0	434.5	886.5	43	51	94	1	...	1	17	16	33	19	28	47	9.5	11.7	10.6	2.3	...	1.1	4.2	6.4	5.3
Average of 5 Years	440.5	433.5	874.0	39	40	79	1	1	2	15	14	29	19	24	43	8.9	9.2	9.0	2.6	2.5	2.5	4.3	5.5	4.9
Year 1930 .	454.0	432.0	886.0	40	23	63	3	...	3	21	18	39	18	17	35	8.8	5.3	7.1	7.5	...	4.8	4.0	3.9	4.0
" 1931 .	449.5	428.5	878.0	34	28	62	2	1	3	18	9	27	21	13	34	7.6	6.5	7.1	5.9	3.6	4.8	4.7	3.0	3.9
" 1932 .	449.5	437.5	887.0	34	43	77	1	...	1	12	11	23	14	19	33	7.6	9.8	8.7	2.9	...	1.3	3.1	4.3	3.7
" 1933 .	476.5	460.0	936.5	87	68	155	4	1	5	18	17	35	18	18	36	18.3	14.8	16.6	4.6	1.5	3.2	3.8	3.9	3.8
" 1934 .	497.5	500.0	997.5	30	72	102	3	3	6	15	6	21	17	15	32	6.0	14.4	10.2	10.0	4.2	5.9	3.4	3.0	3.2
Average of 5 Years	465.4	451.6	917.0	45	47	92	3	1	4	17	12	29	18	16	34	9.7	10.4	10.0	6.7	2.1	4.3	3.9	3.5	3.7
Year 1935 .	500.0	530.0	1030.0	46	56	102	4	2	6	12	17	29	20	25	45	9.2	10.6	9.9	8.7	3.6	5.9	4.0	4.7	4.4
" 1936 .	502.5	538.5	1041.0	36	43	79	...	...	...	20	9	29	21	29	50	7.2	8.0	7.6	...	...	...	4.2	5.4	4.8
" 1937 .	498.5	541.5	1040.0	47	60	107	1	2	3	24	22	46	25	35	60	9.4	11.1	10.3	2.1	3.3	2.8	5.0	6.5	5.8



APPENDIX.—TABLE IV.—continued.  
(e) The Statistics of Pauper Lunatics in Private Dwellings for each Year from 1925 to 1937.

YEARS.	Admitted to Roll of Patients in Private Dwellings.						Ceased to be Patients in Private Dwellings.												Died.						On Roll at 31st December of each year.						Percentage of Recoveries on Admissions.						Percentage of Deaths on the Numbers at 31st December of each year.																																																																																																																																																																																																																																																																																																																																																																																																																																																																																																																																																																																																																																																																																																																																																																																																																																																																																																																																																																																						
	Intimated by Inspectors of Poor.			Transferred from Asylums.			Total.			Recovered.			Removed from Roll by Friends.			Transferred to Asylum.																																																																																																																																																																																																																																																																																																																																																																																																																																																																																																																																																																																																																																																																																																																																																																																																																																																																																																																																																																																																											
	M.	F.	T.	M.	F.	T.	M.	F.	T.	M.	F.	T.	M.	F.	T.	M.	F.	T.	M.	F.	T.	M.	F.	T.	M.	F.	T.	M.	F.	T.																																																																																																																																																																																																																																																																																																																																																																																																																																																																																																																																																																																																																																																																																																																																																																																																																																																																																																																																																																																													
During 1925	13	20	36	57	49	77	126	5	3	8	7	8	15	34	47	81	25	32	57	745	946	1691	34	34	34	34	34	34	34	34	34	34	34	34	34	34	34	34	34	34	34	34	34	34	34	34	34	34	34	34	34	34	34	34	34	34	34	34	34	34	34	34	34	34	34	34	34	34	34	34	34	34	34	34	34	34	34	34	34	34	34	34	34	34	34	34	34	34	34	34	34	34	34	34	34	34	34	34	34	34	34	34	34	34	34	34	34	34	34	34	34	34	34	34	34	34	34	34	34	34	34	34	34	34	34	34	34	34	34	34	34	34	34	34	34	34	34	34	34	34	34	34	34	34	34	34	34	34	34	34	34	34	34	34	34	34	34	34	34	34	34	34	34	34	34	34	34	34	34	34	34	34	34	34	34	34	34	34	34	34	34	34	34	34	34	34	34	34	34	34	34	34	34	34	34	34	34	34	34	34	34	34	34	34	34	34	34	34	34	34	34	34	34	34	34	34	34	34	34	34	34	34	34	34	34	34	34	34	34	34	34	34	34	34	34	34	34	34	34	34	34	34	34	34	34	34	34	34	34	34	34	34	34	34	34	34	34	34	34	34	34	34	34	34	34	34	34	34	34	34	34	34	34	34	34	34	34	34	34	34	34	34	34	34	34	34	34	34	34	34	34	34	34	34	34	34	34	34	34	34	34	34	34	34	34	34	34	34	34	34	34	34	34	34	34	34	34	34	34	34	34	34	34	34	34	34	34	34	34	34	34	34	34	34	34	34	34	34	34	34	34	34	34	34	34	34	34	34	34	34	34	34	34	34	34	34	34	34	34	34	34	34	34	34	34	34	34	34	34	34	34	34	34	34	34	34	34	34	34	34	34	34	34	34	34	34	34	34	34	34	34	34	34	34	34	34	34	34	34	34	34	34	34	34	34	34	34	34	34	34	34	34	34	34	34	34	34	34	34	34	34	34	34	34	34	34	34	34	34	34	34	34	34	34	34	34	34	34	34	34	34	34	34	34	34	34	34	34	34	34	34	34	34	34	34	34	34	34	34	34	34	34	34	34	34	34	34	34	34	34	34	34	34	34	34	34	34	34	34	34	34	34	34	34	34	34	34	34	34	34	34	34	34	34	34	34	34	34	34	34	34	34	34	34	34	34	34	34	34	34	34	34	34	34	34	34	34	34	34	34	34	34	34	34	34	34	34	34	34	34	34	34	34	34	34	34	34	34	34	34	34	34	34	34	34	34	34	34	34	34	34	34	34	34	34	34	34	34	34	34	34	34	34	34	34	34	34	34	34	34	34	34	34	34	34	34	34	34	34	34	34	34	34	34	34	34	34	34	34	34	34	34	34	34	34	34	34	34	34	34	34	34	34	34	34	34	34	34	34	34	34	34	34	34	34	34	34	34	34	34	34	34	34	34	34	34	34	34	34	34	34	34	34	34	34	34	34	34	34	34	34	34	34	34	34	34	34	34	34	34	34	34	34	34	34	34	34	34	34	34	34	34	34	34	34	34	34	34	34	34	34	34	34	34	34	34	34	34	34	34	34	34	34	34	34	34	34	34	34	34	34	34	34	34	34	34	34	34	34	34	34	34	34	34	34	34	34	34	34	34	34	34	34	34	34	34	34	34	34	34	34	34	34	34	34	34	34	34	34	34	34	34	34	34	34	34	34	34	34	34	34	34	34	34	34	34	34	34	34	34	34	34	34	34	34	34	34	34	34	34	34	34	34	34	34	34	34	34	34	34	34	34	34	34	34	34	34	34	34	34	34	34	34	34	34	34	34	34	34	34	34	34	34	34	34	34	34	34	34	34	34	34	34	34	34	34	34	34	34	34	34	34	34	34	34	34	34	34	34	34	34	34	34	34	34	34	34	34	34	34	34	34	34	34	34	34	34	34	34	34	34	34	34	34	34	34	34	34	34	34	34	34	34	34	34	34	34	34	34	34	34	34	34	34	34	34	34	34	34	34	34	34	34	34	34	34	34	34	34	34	34	34	34	34	34	34	34	34	34	34	34	34	34	34	34	34	34	34	34	34	34	34	34	34	34	34	34	34	34	34	34	34	34	34	34	34	34	34	34	34	34	34	34	34	34	34	34	34	34	34	34	34	34	34	34	34	34	34	34	34	34	34	34	34	34	34	34	34	34	34	34	34	34	34	34	34	34	34	34	34	34	34	34	34	34	34	34	34	34	34	34	34	34	34	34	34	34	34	34	34	34	34	34	34	34	34	







APPENDIX.—TABLE V.—*continued.*

The Numbers of Private and Pauper Lunatics and the Numbers of Private and Rate-Aided Voluntary Boarders of each Sex in each Royal and District Asylum, Private Asylum, Parochial Asylum, and Licensed Poorhouse in Scotland on 1st January 1938, and the accommodation in these establishments.

ASYLUM.	Where Situated.	Name of Superintendent.	Number of Certified Patients.										Number of Voluntary Boarders.					Total No. of Patients.	Number of Beds for Patients.		
			Private.			Pauper.			Total.				Private.		Rate-Aided.		Total.				
			M.	F.	T.	M.	F.	T.	M.	F.	T.	M.	F.	T.	M.	F.	T.	M.	F.	T.	
New Saughton Hall Private.	Polton	Brought forward	1347	1248	2595	7466	7023	14,489	8813	8271	17,084	371	577	948	212	204	416	18,448	10,049	9677	19,726
St. Andrew's Private.	Hawick	Dr. W. M'C. Harrowes	9	21	30	...	...	...	9	21	30	17	11	28	...	...	...	58	32	39	71
		Sister Mary Magdalen	...	5	5	...	...	...	...	5	5	...	13	...	...	...	13	18	...	27	27
Totals in Private Asylums.			9	26	35	...	...	...	9	26	35	17	24	...	...	...	41	76	32	66	98
Greenock Parochial (Lunatic Wards with Unrestricted Licence).	Greenock	Mr. G. Gibson	7	1	8	146	110	256	153	111	264	...	...	...	...	...	...	264	173	115	288
Buchan Poorhouse	New Maud	Mr. H. MacPhail	...	...	...	23	22	45	23	22	45	...	...	...	...	...	...	45	26	26	52
Cuninghame Poorhouse	Irvine	Mr. A. M. Gillespie	...	...	...	40	29	69	40	29	69	...	...	...	...	...	...	69	49	50	99
Dumbarton Poorhouse	Dumbarton	Mr. J. A. Logan	...	...	...	30	21	51	30	21	51	...	...	...	...	...	...	51	30	30	60
Dundee (East) Poorhouse	Dundee	Mr. P. S. Langlands	...	...	...	46	48	94	46	48	94	...	...	...	...	...	...	94	50	50	100
Govan Poorhouse	Glasgow	Dr. A. D. Briggs	1	...	...	159	224	383	160	224	384	...	...	...	...	...	...	384	160	229	389
Inverkeith Poorhouse	Musselburgh	Mr. J. Thom	...	...	...	15	16	31	15	16	31	...	...	...	...	...	...	31	16	16	32
Kincardine Poorhouse	Stonehaven	Mr. J. Hall	...	...	...	20	21	41	20	21	41	...	...	...	...	...	...	41	21	21	42
Lewis Poorhouse	Stornoway	Mr. R. H. Drummond	...	...	...	16	11	27	16	11	27	...	...	...	...	...	...	27	19	16	35
Linnithgow Poorhouse	Linnithgow	Mr. D. R. Beattie	...	...	...	17	16	33	17	16	33	...	...	...	...	...	...	33	18	18	36
Long Island Poorhouse	Lochnaddy	Mr. A. Buchanan	...	...	...	20	15	35	20	15	35	...	...	...	...	...	...	35	26	15	41
Old Monkland Poorhouse	Coatbridge	Mr. J. R. S. Wallace	...	...	...	25	18	43	25	18	43	...	...	...	...	...	...	43	25	25	50
Falsley Poorhouse	Falsley	Mr. H. Black	...	...	...	48	55	103	48	55	103	...	...	...	...	...	...	103	54	46	120
Perth Poorhouse	Perth	Mr. J. R. Hutcheon	...	...	...	20	32	52	20	32	52	...	...	...	...	...	...	52	20	32	52
Wigtown Poorhouse	Stranraer	Mr. R. Hutchison	...	...	...	17	14	31	17	14	31	...	...	...	...	...	...	31	21	16	37
Totals in Poorhouses with Restricted Licences			1	...	1	496	542	1038	497	542	1039	...	...	...	...	...	...	1039	535	610	1145
GENERAL TOTALS			1364	1275	2639	8108	7675	15,783	9472	8950	18,422	388	601	212	204	1405	19,827	10,789	10,468	21,257	



## APPENDIX.—TABLE VI.

The Number of Pauper Lunatics chargeable to each Lunacy District who were resident in Establishments or in Private Dwellings respectively, on 1st January of each Year from 1926 to 1938.

(Inmates of Schools for Imbeciles are not included in this Table.)

LUNACY DISTRICTS AND POPULATIONS FOR 1931.		SCOTLAND.  4,842,980		ABERDEEN COUNTY.  145,601		ABERDEEN CITY.  167,258		ANGUS COUNTY.  76,970		ARDBROATH BURGH.  17,635		KIN- CARDINE COUNTY.  27,442		ARGYLL COUNTY.  63,050		AYR COUNTY.  210,334		AYR BURGH.  36,783		KIL- MARNOCK BURGH.  38,100		BANFF COUNTY.  54,907	
Places in which the Patients were resident.		Estab- lish- ments.	Private Dwellings.	Estab.	Priv.	Estab.	Priv.	Estab.	Priv.	Estab.	Priv.	Estab.	Priv.	Estab.	Priv.	Estab.	Priv.	Estab.	Priv.	Estab.	Priv.	Estab.	Priv.
Year 1926	.	13,754	1691	581	47	579	38	305	33	309	35	599	33	309	35	599	33	309	35	599	33	194	34
" 1927	.	13,894	1638	573	46	595	37	378	30	307	33	599	33	307	33	599	33	307	33	599	33	203	32
" 1928	.	14,072	1595	558	45	610	38	393	29	302	30	617	31	302	30	617	31	302	30	617	31	197	32
" 1929	.	14,423	1554	557	44	633	37	398	30	320	28	620	30	320	28	620	30	320	28	620	30	207	25
" 1930	.	14,546	1466	550	44	652	35	391	28	306	28	617	29	306	28	617	29	306	28	617	29	199	24
Absolute Annual Average of five years	.	14,137.8	1588.8	563.8	45.2	613.8	37.0	391.0	30.0	308.8	30.8	610.4	31.2	308.8	30.8	610.4	31.2	308.8	30.8	610.4	31.2	200.0	29.4
Annual Average per 100,000 of Population (calculated on the Populations of 1921)	.	290	32	368	29	386	23	294	23	402	40	204	10	402	40	204	10	402	40	204	10	349	51
Year 1931	.	14,807	1406	586	42	644	33	15	69	5	299	29	479	25	96	2	79	3	192	23	192	23	
" 1932	.	15,131	1361	600	37	670	31	13	69	5	314	25	473	24	94	2	84	1	195	23	195	23	
" 1933	.	15,182	1318	608	43	633	31	13	67	5	309	24	480	23	104	2	88	1	195	21	195	21	
" 1934	.	15,340	1290	602	46	643	27	12	63	6	308	23	489	21	96	2	86	1	187	18	187	18	
" 1935	.	15,536	1249	593	44	647	27	12	64	7	301	21	494	19	91	2	85	1	193	20	193	20	
Absolute Annual Average of five years	.	15,199.2	1324.8	597.8	42.2	647.2	29.8	13.0	66.4	5.4	306.2	24.4	483.0	22.4	96.2	2.0	84.4	1.4	192.4	21.0	192.4	21.0	
Annual Average per 100,000 of Population (calculated on the Populations of 1931)	.	314	27	411	29	387	18	204	17	377	31	355	16	230	11	262	5	222	4	350	38	350	38
Year 1936	.	15,687	1195	585	45	663	26	235	10	68	7	103	4	291	21	96	2	83	1	203	20	203	20
" 1937	.	15,673	1141	584	42	659	24	240	11	75	5	108	3	287	23	93	2	84	1	196	22	196	22
" 1938	.	15,783	1084	583	42	671	23	239	10	77	5	105	3	283	22	88	2	83	1	192	19	192	19

NOTE.—All the figures in this Table for the years 1926-30 are in respect of the Lunacy Districts which existed up to 15th May 1930. For 1931, and subsequent years the figures are shown in respect of each of the Counties and large Burghs which, under the Local Government (Scotland) Act, 1929, became the administrative areas for Lunacy and Mental Deficiency. The grouping in the Table has been retained as nearly as possible in accordance with the old arrangement, for the purpose of comparison, but in certain cases the former Lunacy District was not exactly coterminous with the new area.



## APPENDIX.—TABLE VI.—continued.

The Number of Pauper Lunatics chargeable to each Lunacy District, who were resident in Establishments or in Private Dwellings respectively, on 1st January of each Year from 1926 to 1938.

(Inmates of Schools for Imbeciles are not included in this Table.)

LUNACY DISTRICTS AND POPULATIONS FOR 1931.		BUTE COUNTY. 18,823		CAITHNESS COUNTY. 25,656		DUMFRIES COUNTY. 58,252		DUMFRIES BURGH. 22,795		KIRKCUDD- BRIGHT COUNTY. 30,341		WIGTOWN COUNTY. 29,331		DUNDEE BURGH. 175,585		EAST LOTHIAN COUNTY. 47,338		EDINBURGH BURGH. 439,010		FIFE COUNTY. 197,436		DUN- FERMLINE BURGH. 35,058		KIRKCALDY BURGH. 43,874	
Places in which the Patients were resident.		Estab.	Priv.	Estab.	Priv.	Estab.	Priv.	Estab.	Priv.	Estab.	Priv.	Estab.	Priv.	Estab.	Priv.	Estab.	Priv.	Estab.	Priv.	Estab.	Priv.	Estab.	Priv.	Estab.	Priv.
Year 1926	.	54	6	87	34	370	37	370	37	370	37	370	37	598	41	135	11	1128	201	609	72	609	72	609	72
" 1927	.	60	5	87	31	358	36	358	36	358	36	358	36	615	39	144	9	1118	196	616	68	616	68	616	68
" 1928	.	57	5	86	30	361	37	361	37	361	37	361	37	607	41	139	9	1070	212	662	63	662	63	662	63
" 1929	.	57	5	89	30	374	34	374	34	374	34	374	34	614	46	142	8	1079	221	684	61	684	61	684	61
" 1930	.	51	5	86	27	374	31	374	31	374	31	374	31	630	43	133	7	1094	210	729	61	729	61	729	61
Absolute Annual Average of five years . . . . .		55.8	5.2	87.0	30.4	367.4	35.0	367.4	35.0	367.4	35.0	367.4	35.0	612.8	42.0	138.6	8.8	1097.8	208.0	660.0	65.0	660.0	65.0	660.0	65.0
Annual Average per 100,000 of Population (calculated on the Populations of 1921)		166	15	308	107	256	24	256	24	256	24	256	24	364	25	292	19	261	49	219	22	219	22	219	22
Year 1931	.	52	4	82	27	54	4	54	4	93	9	85	11	618	42	130	6	1132	195	83	7	83	7	83	7
" 1932	.	55	3	89	26	57	4	57	4	96	8	86	10	632	37	136	7	1131	192	86	7	86	7	86	7
" 1933	.	57	3	92	26	50	3	50	3	93	6	90	10	640	39	135	6	1068	175	84	7	84	7	84	7
" 1934	.	53	2	96	24	141	8	141	8	91	6	83	10	670	40	132	6	1101	159	95	7	95	7	95	7
" 1935	.	58	2	105	23	127	8	127	8	91	6	80	8	690	39	128	5	1104	151	85	8	85	8	85	8
Absolute Annual Average of five years . . . . .		55.0	2.8	92.8	25.2	2.8	3.4	2.8	3.4	92.8	7.0	84.8	9.8	650.0	39.4	132.2	6.0	1107.2	174.4	87.0	7.2	87.0	7.2	87.0	7.2
Annual Average per 100,000 of Population (calculated on the Populations of 1931)		292	15	362	98	232	15	232	15	306	23	289	33	370	22	279	13	252	40	279	19	279	19	279	19
Year 1936	.	58	2	108	19	139	6	139	6	89	5	81	7	704	38	129	5	1090	140	88	6	88	6	88	6
" 1937	.	57	2	112	19	133	6	133	6	81	5	84	7	703	34	135	5	1102	130	89	6	89	6	89	6
" 1938	.	57	2	106	17	134	6	134	6	78	5	84	6	722	33	131	5	1123	117	94	6	94	6	94	6
Absolute Annual Average of five years . . . . .		57.0	2.0	106.0	17.0	56.0	2.0	56.0	2.0	78.0	5.0	84.0	6.0	722.0	33.0	131.0	5.0	1123.0	117.0	94.0	6.0	94.0	6.0	94.0	6.0
Annual Average per 100,000 of Population (calculated on the Populations of 1931)		292	15	362	98	232	15	232	15	306	23	289	33	370	22	279	13	252	40	279	19	279	19	279	19

See footnote on page 11.

\* The figures for the years 1926-30 include the County of Kinross which for Lunacy purposes is now in Fife.



APPENDIX.—TABLE VI.—*continued.*

The Number of Pauper Lunatics chargeable to each Lunacy District, who were resident in Establishments or in Private Dwellings respectively, on 1st January of each Year from 1926 to 1938.

(Inmates of Schools for Imbeciles are not included in this Table.)

LUNACY DISTRICTS AND POPULATIONS FOR 1931.	GLASGOW BURGH.		INVERNESS COUNTY.		INVERNESS BURGH.		ROSS COUNTY.		SUTHER- LAND COUNTY.		LANARK COUNTY.		AIRDRIE BURGH.		COAT- BRIDGE BURGH.		HAMILTON BURGH.		MOTHER- WELL AND WISHAW BURGH.		RUTHER- GLEN BURGH.	
	Estab.	Priv.	Estab.	Priv.	Estab.	Priv.	Estab.	Priv.	Estab.	Priv.	Estab.	Priv.	Estab.	Priv.	Estab.	Priv.	Estab.	Priv.	Estab.	Priv.	Estab.	Priv.
	1,088,461		59,525		22,583		62,799		16,101		300,847		25,954		43,056		37,862		64,710		25,157	
Places in which the Patients were resident.																						
Year 1926 . . . . .	3243	396	758	308	758	308																
" 1927 . . . . .	3279	400	771	296	771	296																
" 1928 . . . . .	3354	380	777	285	777	285																
" 1929 . . . . .	3464	354	796	279	796	279																
" 1930 . . . . .	3497	324	805	263	805	263																
Absolute Annual Average of five years . . . . .	3367.4	370.8	781.4	286.2	781.4	286.2																
Annual Average per 100,000 of Population (calculated on the Populations of 1921)	321	35	434	159	434	159																
Year 1931 . . . . .	3753	315	927	297	927	297	23	114	77	13	713	24	81	8	131	5	104	9	172	4	78	...
" 1932 . . . . .	3780	311	928	298	928	298	26	107	83	12	769	24	77	7	132	6	107	9	182	3	83	...
" 1933 . . . . .	3805	307	928	295	928	295	24	108	79	11	786	22	84	6	133	6	109	10	187	3	82	...
" 1934 . . . . .	3871	306	928	295	928	295	22	107	77	10	802	21	87	6	135	3	109	8	192	3	84	...
" 1935 . . . . .	3932	304	928	296	928	296	21	105	78	10	838	20	88	5	137	3	112	7	200	4	84	...
Absolute Annual Average of five years . . . . .	3828.2	308.6	97.4	88.6	97.4	88.6	23.2	108.2	78.8	11.2	781.6	22.2	83.4	6.4	133.6	4.6	108.2	8.6	186.6	3.4	82.2	...
Annual Average per 100,000 of Population (calculated on the Populations of 1931)	352	28	499	164	499	164	103	468	489	70	260	7	321	25	310	11	286	23	288	5	327	...
Year 1936 . . . . .	3956	289	932	312	932	312	21	98	75	10	870	18	88	5	128	3	119	7	218	5	83	...
" 1937 . . . . .	3923	270	932	302	932	302	21	93	78	10	865	17	91	4	137	3	122	7	214	4	85	...
" 1938 . . . . .	3953	258	932	313	932	313	20	92	80	10	883	16	93	4	144	3	123	6	218	4	87	...

See footnote on page 11.

† The figures for the years 1926-30 include the County of Nairn which, for Lunacy purposes, is now a Joint County with Morayshire (Q.V.).



APPENDIX.—TABLE VI.—*continued.*

The Number of Pauper Lunatics chargeable to each Lunacy District, who were resident in Establishments or in Private Dwellings respectively, on 1st January of each Year from 1926 to 1938.

(Inmates of Schools for Imbeciles are not included in this Table.)

LUNACY DISTRICTS AND POPULATIONS FOR 1931.	MID- LOTHIAN COUNTY.		PERBLES COUNTY.		MORAY & NAIRN COUNTY.		ORKNEY COUNTY.		PAISLEY BURGH.		PERTH & KINROSS COUNTY.		PERTH BURGH.		RENFREW COUNTY.		GREENOCK BURGH.		PORT- GLASGOW BURGH.	
	Estab.	Priv.	Estab.	Priv.	Estab.	Priv.	Estab.	Priv.	Estab.	Priv.	Estab.	Priv.	Estab.	Priv.	Estab.	Priv.	Estab.	Priv.	Estab.	Priv.
Year 1926	281	27	47	1	183	34	77	19	276	26	346	15	358	21	219	9	571	37		
" 1927	260	27	47	1	184	35	77	13	231	16	356	14	366	19	233	9	589	38		
" 1928	263	26	45	1	193	33	81	13	228	16	355	14	376	19	235	9	598	33		
" 1929	264	27	42	1	203	31	79	13	228	13	355	14	409	19	245	9	604	35		
" 1930	272	27	43	1	194	26	90	12	239	13	357	14	403	16	250	9	619	33		
Absolute Annual Average of five years	268.0	26.8			140.2	32.2	74.6	15.8	286.0	22.2			382.4	18.8	236.4	9.0	596.2	35.2		
Annual Average per 100,000 of Population (calculated on the Populations of 1921)	266	27			337	77	309	66	258	20			305	15			230	14		
Year 1931	223	26	47	1	183*	37	69	13	227	20	346	15	358	21	219	9	571	37	8	
" 1932	223	24	47	1	184	35	77	13	231	16	356	14	366	19	233	9	589	38	56	8
" 1933	229	22	45	1	193	33	81	13	228	16	355	14	376	19	235	9	598	33	57	8
" 1934	229	22	42	1	203	31	79	13	228	13	355	14	409	19	245	9	604	35	60	8
" 1935	238	20	43	1	194	26	90	12	239	13	357	14	403	16	250	9	619	33	57	7
Absolute Annual Average of five years	228.4	22.8	44.8	1.0	191.4	32.4	79.2	12.8	230.6	15.6	353.8	14.2	382.4	18.8	236.4	9.0	596.2	35.2	61	6
Annual Average per 100,000 of Population (calculated on the Populations of 1931)	262	26	298	7	390	66	359	58	267	18	379	15	284	3	228	9	315	13	297	38
Year 1936	239	18	44	1	198	25	82	12	242	13	346	14	105	1	259	8	262	12	62	6
" 1937	246	15	46	...	202	24	83	12	244	12	344	15	109	1	256	7	260	11	59	6
" 1938	244	14	50	...	204	24	88	12	244	11	333	13	104	1	257	6	262	10	62	6

See footnote on page 11.

\* See footnote to Inverness County.

† See footnote to Fife County.



## APPENDIX.—TABLE VI.—continued.

The Number of Pauper Lunatics chargeable to each Lunacy District, who were resident in Establishments or in Private Dwellings respectively, on 1st January of each Year from 1926 to 1938.

(Inmates of Schools for Imbeciles are not included in this Table.)

LUNACY DISTRICTS AND POPULATIONS FOR 1931.	BERWICK COUNTY.		ROXBURGH COUNTY.		SELKIRK COUNTY.		STIRLING COUNTY.		WEST LOTHIAN COUNTY.		DUNBARTON COUNTY.		CLACK- MANNAN COUNTY.		STIRLING BURGH.		FALKIRK BURGH.		CLYDEBANK BURGH.		DUMBARTON BURGH.		ZETLAND COUNTY.	
	Estab.	Priv. Dwell.	Estab.	Priv. Dwell.	Estab.	Priv. Dwell.	Estab.	Priv. Dwell.	Estab.	Priv. Dwell.	Estab.	Priv. Dwell.	Estab.	Priv. Dwell.	Estab.	Priv. Dwell.	Estab.	Priv. Dwell.	Estab.	Priv. Dwell.	Estab.	Priv. Dwell.	Estab.	Priv. Dwell.
Year 1926 . . . . .	304	27	314	27	304	27	314	27	304	27	314	27	304	27	314	27	304	27	314	27	304	27	314	27
" 1927 . . . . .	314	27	314	27	314	27	314	27	314	27	314	27	314	27	314	27	314	27	314	27	314	27	314	27
" 1928 . . . . .	313	26	313	26	313	26	313	26	313	26	313	26	313	26	313	26	313	26	313	26	313	26	313	26
" 1929 . . . . .	318	24	318	24	318	24	318	24	318	24	318	24	318	24	318	24	318	24	318	24	318	24	318	24
" 1930 . . . . .	330	22	330	22	330	22	330	22	330	22	330	22	330	22	330	22	330	22	330	22	330	22	330	22
Absolute Annual Average of five years . . . . .	315.8	25.2	315.8	25.2	315.8	25.2	315.8	25.2	315.8	25.2	315.8	25.2	315.8	25.2	315.8	25.2	315.8	25.2	315.8	25.2	315.8	25.2	315.8	25.2
Annual Average per 100,000 of Population (calculated on the Populations of 1921)	330	26	330	26	330	26	330	26	330	26	330	26	330	26	330	26	330	26	330	26	330	26	330	26
Year 1931 . . . . .	97	15	166	4	74	2	239	15	166	13	210	10	75	6	60	4	97	2	122	12	66	5	80	20
" 1932 . . . . .	100	14	172	4	65	2	235	11	169	14	229	10	77	6	66	3	95	2	120	14	65	4	80	19
" 1933 . . . . .	100	14	174	2	66	1	228	10	196	12	223	10	88	6	72	3	99	2	117	15	74	5	80	18
" 1934 . . . . .	100	14	177	2	68	1	222	11	193	15	232	10	76	6	66	3	98	2	123	15	72	5	82	16
" 1935 . . . . .	101	13	182	2	63	1	226	11	203	14	230	10	79	6	57	4	92	2	121	13	71	5	90	15
Absolute Annual Average of five years . . . . .	99.6	14.0	174.2	2.8	67.2	1.4	230.0	11.6	185.4	13.6	224.8	10.0	78.0	6.0	64.2	3.4	96.2	2.0	120.6	13.8	69.6	4.8	82.4	17.6
Annual Average per 100,000 of Population (calculated on the Populations of 1931)	874	53	380	6	297	6	214	11	228	17	284	13	244	19	284	15	293	5	257	29	323	22	385	82
Year 1936 . . . . .	95	13	181	1	68	1	242	10	201	15	225	10	72	8	62	4	88	2	131	12	72	3	90	14
" 1937 . . . . .	102	14	170	1	68	1	247	9	200	15	221	11	77	8	56	3	89	2	122	11	71	2	89	15
" 1938 . . . . .	93	13	169	2	71	1	248	9	189	16	226	11	75	7	58	3	88	2	126	11	71	3	87	15

See footnote on page 11.



## APPENDIX.—TABLE VII.

The Number of Pauper Lunatics of each Sex chargeable to each County and Large Burgh in Scotland on 1st January 1938, and the manner of their disposal.

COUNTIES.	Population in 1931.	Number of Pauper Lunatics at 1st January 1938.	DISPOSAL OF PAUPER LUNATICS.											
			In Establishments.						In Private Dwellings and under sanction of the Board.					
			In Asylums and in Wards of Poorhouse with Unrestricted Licence.			In Wards of Poor-houses with Restricted Licences.			With Relatives and alone.			With Strangers.		
			M.	F.	T.	M.	F.	T.	M.	F.	T.	M.	F.	T.
1. Aberdeen	145,601	289	252	281	533	24	26	50	4	9	13	2	20	29
2. Angus	76,970	118	105	122	227	8	4	12	3	1	4	2	4	6
3. Argyll	63,050	162	148	135	283	28	19	47	8	4	13	5	9	14
4. Ayr	210,334	264	226	205	431	1	1	2	3	3	6	2	2	4
5. Banff	54,907	105	95	95	190	1	1	2	3	4	7	6	9	15
6. Berwick	26,612	49	57	50	107	...	...	...	3	3	6	3	2	5
7. Bute	18,823	26	33	31	64	...	...	...	...	...	...	...	...	...
8. Caithness	25,656	62	61	50	111	...	...	...	...	...	...	...	...	...
9. Clackmannan	31,948	40	42	37	79	...	...	...	1	2	3	1	3	4
10. Dundee	58,252	65	75	71	146	...	...	...	2	1	3	...	3	4
11. Dunbarton	79,246	115	122	100	222	17	17	34	1	4	5	5	1	6
12. East Lothian	47,338	63	73	67	140	...	...	...	1	1	2	...	2	3
13. Fife	197,436	307	290	298	588	...	...	...	9	10	19	8	12	20
14. Inverness	59,525	213	141	137	278	20	15	35	31	18	49	21	15	36
15. Kincardine	27,442	51	42	44	86	9	10	19	...	1	1	...	2	3
16. Kirkcubright	30,341	49	47	31	78	...	...	...	1	...	1	...	3	4
17. Lanark	300,847	492	482	398	880	1	2	3	3	3	7	6	3	9
18. Midlothian	87,286	133	128	113	241	...	...	...	3	4	10	2	2	4
19. Moray and Nairn	49,100	107	92	112	204	...	...	...	4	4	8	11	5	16
20. Orkney	22,077	49	46	42	88	...	...	...	1	7	8	2	2	4
21. Peebles	16,051	26	24	24	50	...	...	...	...	...	...	...	...	...
22. Perth and Kinross	93,440	159	150	181	331	...	...	...	2	3	5	7	1	8
23. Renfrew	103,611	136	127	118	245	13	11	24	1	...	1	4	1	5
24. Ross	62,799	218	201	146	347	16	11	27	39	37	76	9	7	16
25. Roxburgh	45,788	80	79	90	169	...	...	...	1	1	2	...	...	...
26. Selkirk	22,608	34	33	37	71	...	...	...	...	...	...	...	...	...
27. Stirling	107,288	148	109	105	214	...	...	...	1	1	1	4	...	...
28. Sutherland	16,101	41	39	41	80	...	...	...	2	2	3	...	...	...
29. West Lothian	81,431	109	96	79	175	...	...	...	2	6	8	...	...	...
30. Wigtown	29,331	42	32	34	66	...	...	...	2	1	3	...	...	...
31. Zetland	21,421	45	39	48	87	...	...	...	6	9	15	...	...	...
Totals in Counties	2,211,660	3797	3371	3319	6690	156	149	305	148	160	308	122	109	231



## APPENDIX.—TABLE VII.—continued.

The Number of Pauper Lunatics of each Sex chargeable to each County and Large Burgh in Scotland on 1st January 1938, and the manner of their disposal.

LARGE BURGHS.	Population in 1931.	Number of Pauper Lunatics at 1st January 1938.	DISPOSAL OF PAUPER LUNATICS.											
			In Establishments.						In Private Dwellings and under sanction of the Board.					
			In Asylums and in Wards of Poorhouse with Unrestricted Licence.			In Wards of Poor-houses with Restricted Licences.			With Relatives and alone.			With Strangers.		
			M.	F.	T.	M.	F.	T.	M.	F.	T.	M.	F.	T.
1. Aberdeen	167,258	372	322	694	670	355	315	670	1	1	2	15	3	18
2. Airdrie	25,954	56	41	97	90	54	36	90	1	1	2	...	2	2
3. Arbroath	17,635	40	42	82	76	40	36	76	...	1	2	...	3	3
4. Ayr	36,783	49	41	90	85	45	40	85	...	1	2	...	3	...
5. Clydebank	46,952	88	49	137	99	59	40	99	24	3	7	2	2	4
6. Coatbridge	43,056	89	58	147	107	66	41	107	23	14	1	...	2	2
7. Dumbarton	21,546	50	24	74	58	37	21	58	11	2	1	...	2	2
8. Dumfries	22,795	31	27	58	56	29	27	56	...	...	...	...	...	...
9. Dundee	175,585	359	396	755	619	308	321	619	45	48	3	5	25	30
10. Dunfermline	35,058	50	50	100	94	47	47	94	...	...	...	3	3	6
11. Edinburgh	439,010	559	681	1,240	1,046	479	567	1,046	36	41	3	41	73	114
12. Falkirk	36,566	47	43	90	85	43	42	85	1	...	1	1	...	1
13. Glasgow	1,088,461	2,187	2,024	4,211	3,569	1,904	1,665	3,569	160	224	45	104	109	213
14. Greenock	78,949	160	112	272	262	150	112	262	...	...	...	10	...	10
15. Hamilton	37,862	76	53	129	123	74	49	123	...	...	...	2	4	6
16. Inverness	22,583	47	60	107	87	38	49	87	...	...	...	7	9	16
17. Kilmarnock	38,100	43	41	84	70	39	31	70	4	9	1	...	3	...
18. Kirkcaldy	43,874	94	74	168	154	87	67	154	...	...	...	4	...	7
19. Motherwell and Wishaw	64,710	142	80	222	218	141	77	218	...	...	...	3	1	1
20. Paisley	86,445	129	126	255	170	88	82	170	30	44	3	11	...	11
21. Perth	34,807	52	53	105	100	51	49	100	...	4	...	1	...	1
22. Port-Glasgow	19,581	31	37	68	62	28	34	62	...	...	...	3	2	5
23. Rutherglen	25,157	47	40	87	87	47	40	87	...	...	...	...	...	...
24. Shirling	22,593	33	28	61	58	33	26	58	...	...	...	1	...	1
Totals in Large Burghs	2,631,320	4,831	4,502	9,333	8,055	4,241	3,814	8,055	340	393	93	210	242	452
Totals in Counties (Brought forward)	2,211,660	3,797	3,737	7,534	6,690	3,371	3,319	6,690	156	149	308	122	109	231
GENERAL TOTALS	4,842,980	8,628	8,239	16,867	14,745	7,612	7,133	14,745	496	542	401	332	351	683



## APPENDIX.—TABLE VIII.

The manner in which the Pauper Lunatics chargeable to each County and Large Burgh, placed on the Register of the Board during 1937, were dealt with, and the changes that have taken place during the year in respect of those on the Register on 1st January of that year.

COUNTIES.	Number of Pauper Lunatics at 1st January 1937.		Number Intimated during the year.	ESTABLISHMENT PATIENTS.*										"BOARDED-OUT" PATIENTS.						
	In Establishments.			"Boarded-Out" in Private Dwellings.		Placed in Establishments.		Discharged from Establishments.		Died.		Patients Intimated during 1937.		Transferred from Establishments.		Removed from Jurisdiction of Board.		Died.		
M.	F.	M.	F.	M.	F.	M.	F.	M.	F.	M.	F.	M.	F.	M.	F.	M.	F.	M.	F.	
1. Aberdeen	279	305	15	27	36	43	1	2	17	16	4	7	19	13	1	1	...	...	...	...
2. Angus	114	126	5	6	20	25	...	...	11	9	1	3	7	18	...	3	...	...	...	
3. Argyll	143	144	15	8	24	16	...	...	7	4	...	1	10	17	...	...	...	...	...	
4. Ayr	272	213	10	7	44	42	...	...	10	10	1	1	51	22	...	...	...	...	...	
5. Banff	102	94	10	12	8	13	2	2	2	5	1	...	12	9	...	...	...	...	...	
6. Berwick	49	53	7	4	4	5	...	...	...	...	...	...	5	5	...	...	...	...	...	
7. Bute	25	32	...	...	2	4	...	...	...	...	...	...	1	4	...	...	...	...	...	
8. Caithness	54	58	8	11	5	3	...	...	...	...	...	...	1	4	...	...	...	...	...	
9. Clackmannan	40	37	3	5	7	5	...	...	...	...	...	...	1	4	...	...	...	...	...	
10. Dumfries	65	68	2	4	19	20	...	...	...	...	...	...	7	4	...	...	...	...	...	
11. Dunbarton	106	115	6	5	26	23	...	...	10	9	3	...	8	6	...	...	...	...	...	
12. East Lothian	67	68	2	3	8	10	...	...	8	6	1	...	14	15	...	...	...	...	...	
13. Fife	286	290	18	24	40	46	1	...	16	16	4	1	17	23	...	...	...	...	...	
14. Inverness	160	142	50	43	15	25	3	8	6	7	1	2	7	17	...	...	...	...	...	
15. Kincardine	52	56	...	3	7	6	...	...	2	4	...	...	4	4	...	...	...	...	...	
16. Kirkcudbright	45	35	2	3	5	4	...	...	3	4	...	...	2	4	...	...	...	...	...	
17. Lanark	470	395	9	8	73	59	...	...	22	12	...	3	37	31	...	...	...	...	...	
18. Midlothian	133	113	5	10	15	9	...	...	5	2	1	...	12	6	...	...	...	...	...	
19. Moray and Nairn	89	113	15	9	13	11	...	...	4	7	1	...	5	5	...	...	...	...	...	
20. Orkney	42	41	3	9	11	9	...	...	6	...	...	...	...	8	...	...	...	...	...	
21. Peebles	24	22	...	...	8	4	...	...	...	...	...	...	...	1	...	...	...	...	...	
22. Perth and Kinross	156	188	9	6	24	23	...	...	8	6	...	...	3	1	...	...	...	...	...	
23. Renfrew	128	128	5	2	24	20	...	...	1	8	...	...	...	20	23	...	...	...	...	
24. Ross	163	161	47	46	27	21	...	...	9	9	...	...	1	11	15	...	...	...	...	
25. Roxburgh	77	93	1	...	10	10	...	...	2	3	...	...	...	16	...	...	...	...	...	
26. Selkirk	29	39	...	...	9	1	...	...	...	...	...	...	...	8	...	...	...	...	...	
27. Stirling	140	107	5	4	32	19	...	...	12	5	2	...	5	2	...	...	...	...	...	
28. Sutherland	41	37	1	9	2	10	...	...	2	5	...	...	...	13	...	...	...	...	...	
29. West Lothian	105	95	9	6	14	9	1	...	5	6	...	...	...	7	...	...	...	...	...	
30. Wigtown	37	47	5	2	8	7	...	...	2	3	...	...	...	4	...	...	...	...	...	
31. Zetland	39	50	6	9	7	4	...	...	5	2	...	...	...	3	...	...	...	...	...	
Totals in Counties	3533	3465	273	291	547	506	545	503	193	170	27	27	325	307	1	5	...	...	...	



## APPENDIX.—TABLE VIII.—continued.

The manner in which the Pauper Lunatics chargeable to each County and Large Burgh, placed on the Register of the Board during 1937, were dealt with, and the changes that have taken place during the year in respect of those on the Register on 1st January of that year.

LARGE BURGHS.	Number of Pauper Lunatics at 1st January 1937.				Number Intimated during the year.				Placed in Establishments.				Discharged from Establishments.				Died.				ESTABLISHMENT PATIENTS.*				"BOARDED-OUT" PATIENTS.																																																																																																																																																																																																																																																																																																																																																																																																																																																																																																																																																																																																																																								
	In Estab-lishments.		"Boarded-Out" in Private Dwellings.		M.		F.		M.		F.		M.		F.		M.		F.		Patients Intimated during 1937.		Transferred from Estab-lishments.		Removed from Jurisdiction of Board.				Died.																																																																																																																																																																																																																																																																																																																																																																																																																																																																																																																																																																																																																																				
	M.		F.		M.		F.		M.		F.		M.		F.		M.		F.		M.		F.		M.		F.		M.		F.		M.		F.		M.		F.		M.		F.		M.		F.		M.		F.		M.		F.		M.		F.		M.		F.		M.		F.		M.		F.		M.		F.		M.		F.		M.		F.		M.		F.		M.		F.		M.		F.		M.		F.		M.		F.		M.		F.		M.		F.		M.		F.		M.		F.		M.		F.		M.		F.		M.		F.		M.		F.		M.		F.		M.		F.		M.		F.		M.		F.		M.		F.		M.		F.		M.		F.		M.		F.		M.		F.		M.		F.		M.		F.		M.		F.		M.		F.		M.		F.		M.		F.		M.		F.		M.		F.		M.		F.		M.		F.		M.		F.		M.		F.		M.		F.		M.		F.		M.		F.		M.		F.		M.		F.		M.		F.		M.		F.		M.		F.		M.		F.		M.		F.		M.		F.		M.		F.		M.		F.		M.		F.		M.		F.		M.		F.		M.		F.		M.		F.		M.		F.		M.		F.		M.		F.		M.		F.		M.		F.		M.		F.		M.		F.		M.		F.		M.		F.		M.		F.		M.		F.		M.		F.		M.		F.		M.		F.		M.		F.		M.		F.		M.		F.		M.		F.		M.		F.		M.		F.		M.		F.		M.		F.		M.		F.		M.		F.		M.		F.		M.		F.		M.		F.		M.		F.		M.		F.		M.		F.		M.		F.		M.		F.		M.		F.		M.		F.		M.		F.		M.		F.		M.		F.		M.		F.		M.		F.		M.		F.		M.		F.		M.		F.		M.		F.		M.		F.		M.		F.		M.		F.		M.		F.		M.		F.		M.		F.		M.		F.		M.		F.		M.		F.		M.		F.		M.		F.		M.		F.		M.		F.		M.		F.		M.		F.		M.		F.		M.		F.		M.		F.		M.		F.		M.		F.		M.		F.		M.		F.		M.		F.		M.		F.		M.		F.		M.		F.		M.		F.		M.		F.		M.		F.		M.		F.		M.		F.		M.		F.		M.		F.		M.		F.		M.		F.		M.		F.		M.		F.		M.		F.		M.		F.		M.		F.		M.		F.		M.		F.		M.		F.		M.		F.		M.

\* Inmates of Schools for Imbeciles are not included in this Table.



The Number of Orders granted by the Sheriffs for Admission of Lunatics into any Public, Private, District or Parochial Asylum or House, stating the Asylum or House to which such Order was sent, during the year ended 31st December 1937.

Orders granted by the Sheriffs of the County of	For the Admission of Patients into the		No. of Orders Granted.	Total.
1. Aberdeen .	Royal Mental Hospital, District Asylum,	Aberdeen . Aberdeen .	156 99	255
2. Angus .	Royal Asylum, " " " " District Asylum, " "	Dundee . Montrose . Perth . Dundee . Fife .	4 80 1 92 1	
3. Argyll .	District Asylum,	Argyll .	48	
4. Ayr .	District Asylum,	Ayr .	128	
5. Banff .	District Asylum,	Banff .	25	
6. Berwick .	District Asylum,	Roxburgh .	3	3
7. Bute .	Royal Mental Hospital, District Asylum,	Glasgow . Argyll .	3 10	13
8. Caithness .	Royal Asylum,	Montrose .	8	8
9. Clackmannan	District Asylum,	Stirling .	4	4
10. Dunbarton .	District Asylum. " " " "	Glasgow (Woodilee) Renfrew . Stirling .	1 1 8	10
11. Dumfries .	Crichton Royal Institution,	Dumfries .	114	114
12. East Lothian.	District Asylum,	East Lothian .	21	21
13. Edinburgh .	Royal Edinburgh Hospital for Mental Disorders District Asylum, " " Private Asylum,	Edinburgh . Midlothian . New Saughtonhall.	87 200 36 4	327
14. Fife .	Royal Edinburgh Hospital for Mental Disorders District Asylum,	Fife .	3 125	128
15. Inverness .	District Asylum,	Inverness .	92	92
16. Kincardine .			...	...
17. Kinross .	District Asylum,	Fife .	3	3
18. Kirkcudbright	Crichton Royal Institution	Dumfries .	2	2
<i>Carry forward</i>			...	1359



APPENDIX.—TABLE IX.—*continued.*

The Number of Orders granted by the Sheriffs for Admission of Lunatics into any Public, Private, District or Parochial Asylum or House, stating the Asylum or House to which such Order was sent, during the year ended 31st December 1937.

Orders granted by the Sheriffs of the County of	For the Admission of Patients into the	No. of Orders Granted.	Total.
	<i>Brought forward</i>	...	1359
19. Lanark.	Crichton Royal Institution, Dumfries	1	
	Royal Mental Hospital, Glasgow	90	
	District Asylum, Argyll	5	
	" Edinburgh	2	
	" Fife	1	
	" Glasgow (Gartloch)	57	
	" (Hawkhead)	225	
	" (Stoneyetts)	23	
	" (Woodilee)	59	
	Kirklands Asylum, Bothwell	19	
	District Asylum, Lanark	199	
	" Paisley	1	
	" Renfrew	6	
	" Stirling	6	
			694
20. Moray.	District Asylum, Banff	1	
	" Morayshire	23	
			24
21. Nairn.	District Asylum, Inverness	2	
			2
22. Orkney.	Royal Edinburgh Hospital for Mental Disorders	18	
			18
23. Peebles.		...	
			...
24. Perth.	Royal Edinburgh Hospital for Mental Disorders	1	
	Royal Asylum, Perth	18	
	District Asylum, Perth	59	
			78
25. Renfrew	Royal Mental Hospital, Glasgow	5	
	Kirklands Asylum, Bothwell	1	
	District Asylum, Lanark	1	
	" Paisley	37	
	" Renfrew	43	
	Parochial Asylum, Greenock	40	
			127
26. Ross.	Royal Mental Hospital, Aberdeen	1	
	District Asylum, Inverness	25	
	" Morayshire	1	
			27
27. Roxburgh.	District Asylum, Roxburgh	42	
	Private Asylum, St. Andrew's, Hawick	1	
			43
28. Selkirk.	District Asylum, Roxburgh	1	
			1
29. Stirling.	Royal Edinburgh Hospital for Mental Disorders	1	
	District Asylum, Stirling	197	
			198
30. Sutherland.	District Asylum, Inverness	2	
			2
31. West Lothian.	District Asylum, Stirling	8	
			8
32. Wigtown.	Crichton Royal Institution, Dumfries	11	
			11
33. Zetland.	Royal Asylum, Montrose	14	
			14
	TOTAL	...	2606



APPENDIX.—TABLE X.  
Average Number of Patients Resident, and the Results of Treatment in each Asylum or other Establishment, for the Year 1937.  
(a) *Royal and District Asylums.*

ROYAL AND DISTRICT ASYLUMS.										
	Average Number Resident.		Admissions (including Transfers).		Discharges.		Transfers.		Proportion of Recoveries per cent. on Admissions.	Proportion of Deaths per cent. on Average Number Resident.
	M.	F.	M.	F.	M.	F.	M.	F.		
1. Aberdeen Royal Mental Hospital . . . . .	139-5	165-0	26	50	2	9	3	5	12-0	24-0
{ Private Patients	253-0	276-5	37	97	15	16	3	5	17	13
{ Pauper	392-5	441-5	63	97	20	28	5	13	29	33
2. Crichton Royal Institution, Dumfries . . . . .	154-5	203-5	20	33	3	9	4	5	10	11
{ Private Patients	170-0	163-0	40	37	18	18	3	...	15	15
{ Pauper	324-5	366-5	60	70	21	27	7	5	25	26
3. Dundee Royal Asylum . . . . .	10-0	20-5	1	4	2	1	...	...	1	...
{ Private Patients	197-5	278-5	36	60	8	11	11	3	15	26
{ Pauper	80-5	86-5	11	10	6	1	...	...	1	...
4. Royal Edinburgh Hospital for Mental Disorders . . . . .	278-0	365-0	47	70	14	12	11	8	19	38
{ Private Patients	184-5	211-0	44	62	15	18	9	15	7	23
{ Pauper	90-0	93-0	4	12	2	3	1	1	4	12
5. Glasgow Royal Mental Hospital . . . . .	294-5	318-0	48	40	21	92	...	...	26	24
{ Private Patients	384-5	411-0	52	52	23	25	1	3	30	36
{ Pauper	51-0	67-5	9	13	9	6	2	3	2	2
6. Montrose Royal Asylum . . . . .	381-0	310-0	51	60	21	19	2	...	29	30
7. Murray's Royal Asylum, Perth . . . . .	285-0	258-0	41	24	10	7	3	1	20	31
8. Aberdeen District Asylum . . . . .	351-0	309-0	68	68	20	19	1	...	65	44
9. Argyll District Asylum . . . . .	103-5	95-5	15	16	5	6	...	...	13	8
10. Ayr District Asylum . . . . .	320-0	308-5	45	54	15	10	...	...	13	31
11. Banff District Asylum . . . . .	109-5	114-5	9	13	5	6	...	...	9	7
12. Dundee District Asylum . . . . .	446-0	511-5	94	128	38	49	4	6	38	40
13. East Lothian District Asylum . . . . .	463-5	442-5	72	72	25	20	5	1	26	33
14. Edinburgh District Asylum . . . . .	478-0	401-5	49	30	8	7	9	4	23	30
15. Fife District Asylum . . . . .	536-0	416-5	139	115	25	15	4	2	20	33
16. Glasgow District Asylum, Gartloch . . . . .	37-0	29-0	76	62	2	2	...	...	...	1
17. Glasgow District Asylum, Hawkhead . . . . .	617-5	528-0	48	40	3	1	25	33	33	34
18. Glasgow District Asylum, Stonevetts* . . . . .	416-5	383-5	54	81	18	22	...	...	33	36
19. Glasgow District Asylum, Woodilee . . . . .	121-0	97-5	4	22	2	3	...	...	22	7
20. Inverness District Asylum . . . . .	871-5	643-5	139	76	41	29	1	...	60	41
21. Kirklands Asylum . . . . .	194-0	181-5	25	16	8	3	...	...	19	8
22. Lanark District Asylum . . . . .	82-5	102-5	15	10	3	6	...	...	6	3
23. Midlothian District Asylum . . . . .	178-5	136-5	22	22	10	15	...	...	9	9
24. Moray District Asylum . . . . .	207-0	220-5	28	38	7	14	...	...	32	32
25. Paisley District Asylum . . . . .	203-0	198-0	25	28	10	8	4	2	13	17
26. Perth District Asylum . . . . .	172-0	211-0	31	22	8	11	...	...	21	18
27. Renfrew District Asylum . . . . .	581-0	460-5	138	98	44	38	3	2	84	51
28. Roxburgh District Asylum . . . . .										
29. Stirling District Asylum . . . . .										
General Results . . . . .	8780-0	8243-0	1464	1463	433	427	96	106	665	694
									29-2	29-6
									7-6	8-4



APPENDIX.—TABLE X.—*continued.*

Average Number of Patients Resident, and the Results of Treatment in each Asylum or other Establishment, for the Year 1937.

(b) *Private Asylums.*

Private Asylums.	Average Number Resident.		Admissions (including Transfers).		Discharges.				Transfers.		Deaths.		Proportion of Recoveries per cent. on Admissions.		Proportion of Deaths per cent. on Average Number Resident.	
	M.	F.	M.	F.	Recovered.	Relieved.	Not Improved.		To Other Establishments.	To Private Dwellings as Single Patients.	M.	F.	M.	F.	M.	F.
New Saughton Hall	9.5	22.0	2	3	...	1	...	...	1	...	1	3	...	33.3	10.5	13.6
St. Andrews	...	4.5	...	1	...	...	...	...	...	...	...	...	...	...	...	...
General Results	9.5	26.5	2	4	...	1	...	...	1	...	1	3	...	25.0	10.5	11.3

(c) *Parochial Asylums.*

(Lunatic Wards of Poorhouse with Unrestricted Licence.)

Parochial Asylum	Average Number Resident.		Admissions (including Transfers).		Discharges.				Transfers.		Deaths.		Proportion of Recoveries per cent. on Admissions.		Proportion of Deaths per cent. on Average Number Resident.	
	M.	F.	M.	F.	Recovered.	Relieved.	Not Improved.		To Other Establishments.	To Private Dwellings as Single Patients.	M.	F.	M.	F.	M.	F.
Greenock	151.5	112.5	26	17	7	8	...	...	...	2	...	10	26.9	47.1	10.6	8.9



APPENDIX.—TABLE X.—*continued.*

Average Number of Patients Resident, and the Results of Treatment in each Asylum or other Establishment, for the Year 1937.

(d) *Lunatic Wards of Poorhouses with Restricted Licences.*

Lunatic Wards of Poorhouses.	Average Number Resident.		Admissions (including Transfers).		Discharges.				Transfers.		Deaths.		Proportion of Recoveries per cent. on Admissions.		Proportion of Deaths per cent. on Average Number Resident.	
	M.	F.	M.	F.	Recovered.	Relieved.	Not Improved.		To other Establishments.	To Private Dwellings as Single Patients.	M.	F.	M.	F.	M.	F.
1. Buchan (New Maud)	24.0	22.0	...	1	...	...	...	...	...	...	2	...	...	8.3	...	...
2. Cunningham (Irvine)	41.5	29.5	1	...	...	...	...	...	...	...	3	1	...	7.2	3.4	...
3. Dumbarton	30.0	22.5	...	...	...	...	...	...	...	...	...	...	...	...	4.4	...
4. Dundee (East)	47.0	48.0	3	2	...	...	...	...	...	...	3	2	...	...	6.4	4.2
5. Govan (Glasgow)	157.5	222.0	21	26	...	1	...	...	2	1	10	17	...	6.3	7.7	...
6. Inveresk (Musselburgh)	14.0	15.5	8	5	...	...	...	...	3	...	2	1	...	14.3	6.5	...
7. Kincardine (Stonehaven)	20.5	20.5	1	2	...	...	...	...	...	...	...	...	...	...	...	...
8. Lewis	16.5	12.5	...	...	...	...	...	...	1	1	...	2	...	...	16.0	...
9. Linlithgow	17.5	15.5	2	3	...	...	...	...	2	1	1	...	...	...	...	...
10. Long Island	21.0	13.0	1	8	...	...	...	...	1	1	1	...	...	...	4.8	7.7
11. Old Monkland	24.5	20.0	3	...	...	...	...	...	...	...	1	4	...	4.1	20.0	...
12. Paisley	46.5	54.0	7	8	1	...	1	...	1	1	1	4	14.3	2.2	7.4	...
13. Perth	20.0	32.0	...	3	...	...	...	...	...	...	...	...	...	...	...	...
14. Wigtown (Stranraer)	18.0	14.5	...	...	...	...	...	...	...	...	2	1	...	11.1	6.9	...
General Results	498.5	541.5	47	60	1	2	2	1	15	3	25	35	2.1	3.3	5.0	6.5



## APPENDIX.—TABLE XI.

Return exhibiting the Number of Licences granted by the Board for the Continuance, Establishment, or Renewal of Private Asylums, Lunatic Wards of Poorhouses, and Institutions for Mental Defectives during the Year ended 31st December 1937.

Name.	Number of Licences granted for Continuance or Renewal.	Number of Licences granted for Establish- ment.	Total.
1. Private Asylums . . . . .	2	...	2
2. Lunatic Wards of Poorhouses . . . . .	14	...	14
3. Institutions for Mental Defectives . . . . .	12	2	14
TOTAL . . . . .	28	2	30



## APPENDIX

## Classification of all Recorded Causes of Death of Patients

(a) 1

ESTABLISHMENTS.	Average Number Resident.		Total Number of Deaths.		1. General Paralysis of the Insane and Syphilitic Affections of the Brain.		2. General Diseases of the Brain.		3. Epilepsy and Convulsions.		4. Exhaustion from Acute Mental Affections not caused by Nervous Diseases otherwise designated.		5. Diseases of the Spinal Cord and Nervous System.		6. Diseases of the Heart and Blood Vessels.
	M.	F.	M.	F.	M.	F.	M.	F.	M.	F.	M.	F.	M.	F.	M.
Aberdeen Royal .	139·5	165·0	12	20	1	1	1	1	...	...	...	5	1	...	6
Crichton Royal .	154·5	203·5	10	11	1	...	3	1	...	...	1	1	...	...	1
Dundee Royal .	10·0	20·5	1	—	...	...	...	...	...	...	1	...	...	...	...
Royal Edinburgh Hospital For Mental Disorders .	197·5	278·5	15	26	...	...	2	10	2	...	1	2	...	...	13
Glasgow Royal .	168·0	191·5	7	21	...	...	3	5	...	...	...	...	...	...	4
Montrose Royal .	90·0	93·0	4	12	...	...	...	...	...	...	...	...	1	2	2
Murray's Royal .	51·0	67·5	2	2	...	...	1	...	...	...	...	...	...	...	1
(b) Patients															
New Saughton Hall.	9·5	22·0	1	3	...	...	...	...	...	...	...	...	...	...	1
St. Andrew's, Hawick	...	4·5	...	...	...	...	...	...	...	...	...	...	...	...	...
TOTAL.	820·0	1046·0	52	95	2	1	10	17	2	...	3	8	2	2	28



## XII.—(i.)

ed in Asylums and other Establishments in the Year 1937.

s.

8. Bronchitis, Pleurisy and other forms of Pul- monary Disease.		9. Diseases of the Ali- mentary, Glandular and Genito- Urinary Systems.		10. Dysentery (Colitis), Diarrhoea and Infective Enteritis.		11. Erysipelas, Abscess, Pyæmia, Septicæ- mia, and Cellulitis.		12. In- fluenza.		13. Typhoid and other Infectious and Contagious Diseases.		14. Cancer, Carcinoma, Sarcoma, Malignant Diseases, <i>excluding</i> Malignant Diseases of the Brain.		15. Tuber- culosis and Pul- monary Phthisis.		16. Atrophy, Debility, and Old Age.		17. Suicides and Acci- dents.	
M.	F.	M.	F.	M.	F.	M.	F.	M.	F.	M.	F.	M.	F.	M.	F.	M.	F.	M.	F.
7	4	1	4	...	...	...	...	1	1	...	...	...	1	1	1	4	4	...	...
1	...	1	1	...	...	1	...	...	2	...	...	1	1	...	...	4	4	...	1
...	...	...	...	...	...	...	...	...	...	...	...	...	...	...	...	...	...	...	...
4	1	2	3	...	1	...	2	1	1	...	...	...	2	...	1	8	15	...	...
2	5	1	5	...	...	...	...	1	2	...	...	...	2	...	...	1	5	...	...
2	1	...	...	...	...	...	...	...	...	...	...	...	...	...	...	2	8	...	...
...	1	...	1	...	...	...	...	...	...	...	...	...	...	1	...	...	2	...	...
...	...	...	...	...	...	...	...	...	...	...	...	...	...	...	...	1	2	...	...
...	...	...	...	...	...	...	...	...	...	...	...	...	...	...	...	...	...	...	...
16	12	5	14	...	1	1	2	3	6	...	...	1	6	2	2	20	40	...	1

s.



## Classification of all Recorded Causes of Death of Patients who

(a) Royal and

ESTABLISHMENTS.	Average Number Resident.		Total Number of Deaths.		1.		2.		3.		4.		5.		6.	
					General Paralysis of the Insane and Syphilitic Affections of the Brain.		General Diseases of the Brain.		Epilepsy and Convulsions.		Exhaustion from Acute Mental Affections not caused by Nervous Diseases otherwise designated.		Diseases of the Spinal Cord and Nervous System.		Diseases of the Heart and Blood Vessels.	
	M.	F.	M.	F.	M.	F.	M.	F.	M.	F.	M.	F.	M.	F.	M.	F.
Aberdeen Royal	253.0	276.5	17	13	1	...	1	2	...	...	...	...	...	...	9	10
Aberdeen District	381.0	310.0	29	30	2	...	6	1	...	1	1	2	1	1	15	19
Argyll District	285.0	258.0	20	31	1	1	5	3	1	1	...	...	1	1	17	23
Ayr District	351.0	309.5	65	44	10	3	25	11	4	7	4	3	1	...	23	13
Banff District	103.5	95.5	13	8	...	...	...	1	...	...	1	...	...	...	6	4
Crichton Royal	170.0	163.0	15	15	...	...	1	1	...	...	2	...	...	...	6	6
Dundee District	320.0	308.5	13	31	2	...	3	4	...	1	...	...	...	...	6	11
East Lothian District	109.5	114.5	9	7	...	...	3	3	...	...	...	...	...	...	1	...
Royal Edinburgh Hospital for Mental Disorders	80.5	86.5	4	12	...	...	...	5	...	...	...	...	...	...	2	8
Edinburgh District	446.0	511.5	38	40	3	2	12	10	2	...	1	2	...	...	20	27
Fife District	463.5	442.5	26	33	...	...	4	8	3	2	1	2	1	...	8	9
Glasgow Royal	16.5	19.5	...	2	...	...	...	...	...	...	...	...	...	...	...	1
Glasgow District (Gartloch)	478.0	401.5	23	20	1	...	1	6	2	2	3	...	...	...	5	4
Glasgow District (Hawkhead)	536.0	416.5	20	33	...	...	4	1	1	5	2	2	1	...	12	26
* Glasgow District (Stoneyetts)	37.0	29.0	...	1	...	...	...	...	...	...	...	...	...	...	...	1
Glasgow District (Woodilee)	617.5	528.0	33	34	2	2	9	17	...	1	...	...	1	...	18	22
Inverness District	416.5	383.5	22	36	...	...	12	14	1	2	1	12	1	...	1	4
Kirklands Asylum	121.0	97.5	7	9	...	1	2	2	1	...	1	1	...	...	1	5
Lanark District	871.5	643.5	60	41	2	...	13	6	3	3	4	2	1	...	48	23
Midlothian District	194.0	181.5	19	8	...	...	3	2	...	1	1	...	...	...	10	4
Montrose Royal	294.5	318.0	26	24	1	...	3	4	2	2	...	...	1	2	19	9
Morayshire District	82.5	102.5	6	3	...	...	2	...	1	...	1	1	...	...	5	2
Paisley District	178.5	136.5	9	9	1	...	2	1	1	...	...	2	...	...	1	6
Perth	207.0	220.5	22	32	1	...	4	6	...	...	...	...	...	...	7	17
Renfrew District	203.0	198.0	13	17	3	...	3	1	3	1	...	1	1	...	5	6
Roxburgh District	172.0	211.0	21	18	...	...	2	6	...	...	5	1	...	...	5	2
Stirling District	581.0	460.5	84	51	...	...	10	9	7	2	...	...	...	1	32	20

\* Opened in August 1937.

## (b) Parochial Asylum: Lunatic Wards of

Greenock Parochial	151.5	112.5	16	10	2	...	5	1	2	...	...	...	...	...	2	2
--------------------	-------	-------	----	----	---	-----	---	---	---	-----	-----	-----	-----	-----	---	---

## (c) Lunatic Wards of Poorhouses

Buchan	24.0	22.0	2	...	...	...	...	...	...	...	...	...	...	...	1	...
Cunninghame	41.5	29.5	3	1	...	...	...	...	...	...	...	...	...	...	1	...
Dumbarton	30.0	22.5	...	1	...	...	...	...	...	...	...	...	...	...	...	...
Dundee, East	47.0	48.0	3	2	...	...	...	...	...	...	...	...	...	...	1	...
Govan	157.5	222.0	10	17	...	...	2	3	...	1	...	...	...	...	3	8
Inveresk	14.0	15.5	2	1	...	...	...	...	...	...	...	...	...	...	1	...
Kincardine	20.5	20.5	...	1	...	...	...	1	...	...	...	...	...	...	...	...
Lewis	16.5	12.5	...	2	...	...	...	...	...	...	...	...	...	...	...	2
Linlithgow	17.5	15.5	...	...	...	...	...	...	...	...	...	...	...	...	...	...
Long Island	21.0	13.0	1	1	...	...	...	...	...	...	...	...	...	...	...	...
Old Monkland	24.5	20.0	1	4	...	...	...	2	...	...	...	...	...	...	1	4
Paisley	46.5	54.0	1	4	...	...	...	1	...	...	...	...	...	...	1	2
Perth	20.0	32.0	...	...	...	...	...	...	...	...	...	...	...	...	...	...
Wigtown	18.0	14.5	2	1	...	...	1	...	...	...	...	...	...	...	1	...
Totals of Section (ii)	8619.5	7877.5	655	647	32	9	138	132	34	32	28	31	10	5	294	300
Totals of Section (i)	820.0	1046.0	52	95	2	1	10	17	2	...	3	8	2	2	28	57
TOTALS.	9439.5	8923.5	707	742	34	10	148	149	36	32	31	39	12	7	322	357



TABLE XII.—(ii.)

ed in Asylums and other Establishments in the Year 1937.

District Asylums.

7.		8.		9.		10.		11.		12.		13.		14.		15.		16.		17.	
Pneumonia.		Bronchitis, Pleurisy and other forms of Pulmonary Disease.		Diseases of the Alimentary, Glandular and Genito-Urinary Systems.		Dysentery (Colitis), Diarrhoea and Infective Enteritis.		Erysipelas, Abscess, Pyæmia, Septicæmia, and Cellulitis.		Influenza.		Typhoid and other Infectious and Contagious Diseases.		Cancer, Carcinoma, Sarcoma, Malignant Diseases, excluding Malignant Diseases of the Brain.		Tuberculosis and Pulmonary Phthisis.		Atrophy, Debility, and Old Age.		Suicides and Accidents.	
M.	F.	M.	F.	M.	F.	M.	F.	M.	F.	M.	F.	M.	F.	M.	F.	M.	F.	M.	F.	M.	F.
4.	5.	3.	4.	1.	...	...	...	...	...	1.	2.	...	...	...	...	4.	1.	4.	5.	...	...
5.	4.	4.	1.	2.	1.	...	...	...	...	1.	...	...	...	1.	...	6.	5.	2.	1.	...	...
1.	4.	1.	6.	11.	20.	...	...	...	...	2.	3.	...	...	2.	1.	...	7.	2.	9.	...	...
3.	...	3.	2.	25.	13.	...	...	...	...	...	...	...	...	1.	2.	6.	4.	17.	7.	...	...
4.	1.	2.	...	1.	...	...	...	...	...	2.	2.	...	...	...	...	1.	3.	4.	2.	...	...
3.	2.	4.	1.	...	...	...	1.	...	...	2.	2.	...	...	1.	1.	2.	4.	...	2.	...	...
5.	16.	3.	5.	...	5.	...	...	...	4.	3.	10.	...	...	2.	2.	2.	2.	3.	6.	...	...
1.	1.	...	3.	2.	...	...	...	...	...	1.	1.	...	...	1.	1.	...	1.	5.	...	...	...
1.	1.	2.	1.	1.	2.	...	1.	...	...	...	...	...	...	1.	...	...	...	4.	...	...	...
3.	5.	4.	3.	2.	2.	...	2.	...	1.	...	2.	...	...	...	...	4.	6.	1.	2.	...	...
6.	3.	4.	2.	3.	1.	...	...	1.	...	1.	...	...	1.	...	1.	1.	3.	14.	14.	1.	...
...	1.	...	1.	...	1.	...	...	...	1.	...	...	...	...	...	...	...	...	...	...	...	...
5.	5.	4.	3.	6.	7.	...	...	...	...	3.	2.	...	...	3.	5.	4.	1.	1.	7.	...	...
7.	6.	7.	10.	2.	3.	...	...	1.	...	1.	7.	...	...	...	2.	2.	...	3.	16.	...	...
...	...	...	...	...	...	...	...	...	...	...	...	...	...	...	...	...	...	...	1.	...	...
8.	6.	8.	3.	5.	4.	1.	...	1.	...	...	...	...	...	1.	1.	1.	1.	7.	14.	...	1.
...	2.	1.	1.	3.	4.	...	...	1.	...	...	...	...	...	1.	2.	5.	4.	10.	19.	...	...
2.	2.	...	2.	2.	4.	...	2.	...	...	1.	...	...	...	2.	1.	3.	...	1.	3.	...	...
4.	8.	20.	7.	4.	4.	1.	...	1.	1.	6.	1.	...	...	2.	3.	5.	4.	18.	14.	1.	...
3.	2.	3.	3.	1.	2.	2.	...	...	...	...	1.	...	...	1.	...	2.	...	5.	2.	...	...
4.	6.	6.	6.	2.	...	...	...	...	...	...	...	...	...	1.	...	2.	10.	13.	...	...	1.
...	...	1.	1.	...	...	...	...	...	...	...	1.	...	...	...	...	...	...	1.	1.	...	...
...	2.	...	4.	3.	2.	...	...	...	...	1.	...	...	...	2.	...	2.	...	...	5.	...	...
7.	12.	6.	3.	2.	4.	...	...	...	...	1.	15.	...	...	1.	1.	1.	...	9.	19.	...	...
...	3.	...	3.	...	2.	...	...	...	...	...	...	...	...	...	2.	...	1.	1.	3.	...	...
5.	2.	6.	2.	2.	...	...	...	1.	3.	1.	...	...	...	1.	...	...	1.	3.	3.	...	...
4.	8.	0.	6.	2.	12.	1.	1.	2.	1.	1.	...	...	...	...	3.	17.	1.	19.	20.	1.	2.

Formerly a Certified Institution.

Workhouse with Unrestricted Licence.

1	2	...	2	1	3	...	...	...	...	1	3	...	...	1	1	1	...	2	2	...	...
---	---	-----	---	---	---	-----	-----	-----	-----	---	---	-----	-----	---	---	---	-----	---	---	-----	-----

With Restricted Licences.

2	...	1	...	...	...	...	...	...	...	...	...	...	...	1	1	...	...	2	...	1	...
...	...	...	...	1	...	...	...	...	...	...	...	...	...	...	...	...	...	...	1	...	...
...	...	...	...	...	...	...	...	...	...	...	...	...	...	...	...	...	...	...	...	...	...
1	1	1	1	1	1	...	...	...	...	...	...	...	...	1	...	...	...	...	1	...	...
2	5	5	7	1	1	...	...	...	...	1	4	...	...	...	...	1	1	...	...	...	1
...	...	...	...	1	...	...	...	...	...	...	...	...	...	...	...	...	...	...	...	...	1
...	...	...	...	...	...	...	...	...	...	...	...	...	...	...	...	...	...	...	...	...	...
...	...	...	...	...	...	...	...	...	...	...	...	...	...	...	...	...	...	...	...	...	...
1	...	...	...	...	1	...	...	...	...	...	...	...	...	...	1	...	...	1	...	...	...
...	...	...	...	...	1	...	...	...	...	...	...	...	...	...	1	...	...	...	1	...	...
...	...	...	...	...	2	...	...	...	...	...	...	...	...	...	...	...	...	2	...	...	...
...	...	...	...	...	...	...	...	...	...	...	...	...	...	...	...	...	...	...	...	...	...
1	...	1	...	...	1	...	...	...	...	1	...	...	...	...	1	...	...	...	...	...	...
4	113	121	92	87	103	5	7	6	10	33	57	...	1	27	33	70	52	145	200	3	6
0	24	16	12	5	14	...	1	1	2	3	6	...	...	1	6	2	2	20	40	...	1
4	137	137	104	92	117	5	8	7	12	36	63	...	1	28	39	72	54	165	240	3	7



## APPENDIX—TABLE XIII.

Weekly Rates of Board in Royal and District Asylums, and the estimated Weekly Cost of Patients in Parochial Asylums and Poorhouses during the year ending 15th May 1938.

ROYAL OR CHARTERED ASYLUMS.	Rates for Pauper Patients.				Minimum Rates for Private Patients.*						
	From the District.		From beyond the District.		Special or District Rate.		General Rate.				
	s.	d.	s.	d.	s.	d.	s.	d.			
Aberdeen Royal Mental Hospital . . . . .	25	7	25	7	23	1	32	8			
Crichton Royal Institution . . . . .	19	6	...	...	27	8	27	8			
Dundee Royal Asylum . . . . .	...	...	...	...	20	0	50	0			
Royal Edinburgh Hospital for Mental Disorders . . . . .	22	3	22	3	25	0	25	0			
Glasgow Royal Mental Hospital . . . . .	25	0	25	0	25	0	35	0			
Montrose Royal Asylum . . . . .	19	10	21	0	18	6	21	6			
Murray's Royal Asylum, Perth. . . . .	...	...	...	...	30	9	46	2			
DISTRICT ASYLUMS.											
Aberdeen District . . . . .	17	6	23	2	...	...	...	...			
Argyll and Bute District . . . . .	17	6	24	0	19	0	24	0			
Ayr . . . . .	17	4	19	3	19	3	25	0			
Banff . . . . .	14	0	22	3	22	3	22	3			
Dundee . . . . .	‡22	0	22	0	...	...	26	11			
East Lothian . . . . .	18	0	22	6	21	0	21	0			
Edinburgh . . . . .	20	5	27	11	27	11	27	11			
Fife . . . . .	18	5	23	9	23	9	23	9			
Glasgow District (Gartloch) . . . . .	22	2	22	2	...	...	...	...			
Glasgow „ (Hawkhead) . . . . .	23	4	§35	0	26	11	...	...			
Glasgow „ (Stonevetts) . . . . .	27	5	27	5	...	...	...	...			
Glasgow „ (Woodilee) . . . . .	19	10	19	10	...	...	...	...			
Inverness . . . . .	20	6	22	0	20	6	20	6			
Kirklands Asylum, Bothwell . . . . .	17	6	23	11	...	...	...	...			
Lanark District . . . . .	17	6	23	11	18	1	18	1			
Midlothian . . . . .	16	11	19	3	...	...	24	5			
Moray . . . . .	17	4	22	6	20	7	22	6			
Paisley . . . . .	19	2	22	9	21	7	22	9			
Perth . . . . .	18	0	25	6	25	6	25	6			
Renfrew . . . . .	21	7	26	3	...	...	...	...			
Roxburgh . . . . .	19	6	20	7	22	7	25	6			
Stirling . . . . .	18	8	26	4	...	...	22	6			
PAROCHIAL ASYLUM.				Estimated Weekly Cost of Patients belonging to Local Authority or Combination.		Rates charged for Boarders from other Areas.					
				s.	d.	s.	d.				
Greenock Parochial . . . . .				27	6	27	6				
LUNATIC WARDS OF POORHOUSES.		Estimated Weekly Cost of Patients belonging to Local Authority or Combination.		Rates charged for Boarders from other Areas.		LUNATIC WARDS OF POORHOUSES—Continued.		Estimated Weekly Cost of Patients belonging to Local Authority or Combination.		Rates charged for Boarders from other Areas.	
		s.	d.	s.	d.			s.	d.	s.	d.
Buchan . . . . .	8	5	8	5	Lewis . . . . .	16	0	17	6		
Cunninghame . . . . .	15	0	21	1	Linlithgow . . . . .	14	3	16	11		
Dumbarton . . . . .	14	1	...	...	Long Island . . . . .	15	3	...	...		
Dundee, East . . . . .	15	10	15	10	Old Monkland . . . . .	16	6	17	0		
Govan . . . . .	25	8	...	...	Paisley . . . . .	20	6	21	0		
Inveresk . . . . .	14	0	14	0	Perth . . . . .	20	0	21	0		
Kincardine . . . . .	13	10	14	7	Wigtown. . . . .	15	10	17	6		

\* Most, if not all, of the Royal Asylums receive special cases at lower rates.

† The rates in this column for the Crichton Royal Institution and for District Asylums are for maintenance only.

‡ Includes approximately 4/9 for providing charges.

|| The rent is taken as the proportion allocated to the lunatic wards of the gross rental in the valuation roll for the year, divided by the number of inmates for which the wards are licensed.

§ Special rate for Enteric Carrier Patients.







## APPENDIX—

The Expenditure on the Maintenance and Management of District  
Tobacco supplied to each Patient and the Cost per Patient of the

ASYLUMS.	AVERAGE NUMBER OF INMATES.			A—							
				1.		2.		3.			
				Fresh Butcher Meat (including Poultry and Game).		Cured Butcher Meat.		Fresh Fish.			
	Patients.	Officers and Servants Boarded.	Total.	Quantity per Patient.	Cost per Patient.	Quantity per Patient.	Cost per Patient.	Quantity per Patient.	Cost per Patient.		
				lbs.	£ s. d.	lbs.	s. d.	lbs.	s. d.		
1. Aberdeen . . . .	714	120	834	80	2 1 1	13	7 1	17	6 1		
2. Argyll . . . . .	562	74	636	70	1 12 10	15	13 6	11	3 9		
3. Ayr . . . . .	681	119	800	66	1 13 1	14	8 6	26	7 10		
4. Banff . . . . .	209	38	247	74	2 14 10	9	4 9	61	12 9		
5. Dundee . . . . .	619	84	703	59	2 11 2	12	8 4	19	11 10		
6. East Lothian . . . .	231	45	276	51	2 12 5	3	5 9	21	18 3		
7. Edinburgh . . . . .	1,055	188	1,243	62	2 2 4	1	8 3	17	8 10		
8. Fife . . . . .	922	155	1,077	78	2 14 4	8	3 9	24	7 4		
9. Glasgow (Gartloch) . .	880	180	1,060	101	2 8 5	3	4 11	18	9 1		
10. Glasgow (Woodilee) . .	1,220	255	1,475	82	2 2 1	13	9 1	34	9 6		
11. Glasgow (Hawkhead) . .	875	187	1,062	67	2 3 10	7	11 2	28	8 2		
12. Inverness . . . . .	783	192	975	94	3 3 5	6	8 5	38	8 3		
13. Kirklands . . . . .	236	38	274	71	2 6 4	10	15 5	31	8 8		
14. Lanark . . . . .	1,556	200	1,756	80	2 0 7	13	10 1	7	3 5		
15. Midlothian . . . . .	389	57	446	64	2 1 6	15	9 6	52	6 8		
16. Morayshire . . . . .	181	35	216	78	2 13 8	2	3 1	25	11 5		
17. Paisley . . . . .	337	57	394	66	2 3 7	11	9 8	14	4 10		
18. Perth . . . . .	430	65	495	83	2 13 9	6	9 2	21	12 2		
19. Renfrew . . . . .	406	88	494	64	2 6 0	5	8 11	47	14 10		
20. Roxburgh . . . . .	396	60	456	89	2 13 5	16	16 10	26	8 9		
21. Stirling . . . . .	1,069	176	1,245	70	2 6 5	16	9 6	32	6 6		
Totals and Means . . . .	13,751	2,413	16,164	74	2 6 11	9	8 10	27	9 0		

\* In the cases marked thus, the article formed part of the Asylum dietary, but the quantity used was less than 1 unit per patient during the year. In calculating mean quantities such items have been taken as 0·5.



## TABLE XIV.

Columns, the Quantities of the various articles of Dietary, and of various items of Maintenance during the Financial Year 1936-1937.

## FOOD.

4.	5.	6.	7.	8.	9.	
Cured Fish.	Milk.	Butter.	Margarine.	Suet and Lard.	Eggs.	
Cost per Patient.	Quantity per Patient.	Cost per Patient.	Quantity per Patient.	Cost per Patient.	Quantity per Patient.	
s. d.	gals.	£ s. d.	lbs.	s. d.	lbs.	s. d.
...	32	2 3 8	...	4 9	18	8 7
9 10	54	4 7 8	16	18 10	*	0 3
0 3	32	2 7 11	...	...	†25	14 5
4 11	35	2 3 10	*	7 0	10	5 5
7 3	34	2 6 5	17	19 3	2	0 10
7 1	50	4 2 2	3	7 6	6	8 8
1 11	45	3 10 3	*	4 6	20	12 5
5 11	47	3 16 3	...	...	10	5 11
0 9	39	2 17 8	*	7 2	17	6 7
2 2	36	2 14 9	*	7 7	22	8 7
1 11	47	3 7 3	...	6 3	20	7 10
7 2	46	4 2 10	...	8 5	24	11 9
0 1	33	2 6 11	...	5 1	14	5 4
2 8	44	3 1 0	...	...	†22	13 0
1 5	38	3 0 2	...	...	†14	9 3
...	66	4 18 7	...	5 7	9	4 9
4 4	42	2 17 6	...	4 6	21	8 5
2 5	35	1 19 8	18	19 5	...	...
1 1	45	3 11 4	...	...	†16	12 6
1 3	41	3 9 9	...	...	†17	10 5
2 7	40	2 17 8	...	4 0	25	7 3
3 1	42	3 3 0	3	6 2	16	7 9

† This figure includes butter.



## APPENDIX—

The Expenditure on the Maintenance and Management of District  
Tobacco supplied to each Patient and the Cost per Patient of the

A.—FOOD—														
10. Cheese.			11. Bread and Flour.			12. Meal, Barley, Pease, Rice, etc.		13. Potatoes, Green Vegetables, Turnips, etc.		14. Sugar.		15. Preserves Treacle, etc.		
	Quantity per Patient.	Cost per Patient.	Quantity per Patient.	Cost per Patient.			Quantity per Patient.	Cost per Patient.	Quantity per Patient.	Cost per Patient.	Quantity per Patient.	Cost per Patient.	Quantity per Patient.	Cost per Patient.
	lbs.	s. d.	lbs.	£	s.	d.	lbs.	s. d.	lbs.	s. d.	lbs.	s. d.	lbs.	s. d.
1	4	3 5	317	2	7	0	101	12 6	313	14 11	23	5 2	8	2 7
2	2	2 1	220	1	9	0	80	10 6	457	25 7	32	6 10	3	1 1
3	3	2 2	403	2	13	8	72	10 1	429	32 2	26	5 4	4	0 10
4	9	7 0	275	1	12	3	101	13 3	591	30 10	30	6 8	8	3 7
5	...	1 1	273	1	15	2	99	11 8	319	29 2	29	6 1	2	1 5
6	6	3 10	245	2	2	9	129	16 1	364	23 11	49	8 0	1	0 4
7	7	4 10	293	2	4	6	72	10 8	335	20 1	37	8 2	13	1 8
8	4	2 9	231	1	11	4	65	7 9	541	29 8	24	4 10	7	2 4
9	5	4 6	279	1	17	1	70	10 0	378	25 5	20	5 4	7	3 9
10	4	3 2	305	1	13	11	51	7 4	351	26 0	20	5 0	8	3 6
11	5	3 6	239	1	12	9	72	11 8	309	24 8	32	7 3	12	3 0
12	8	7 3	321	2	6	6	87	13 7	323	15 0	34	7 5	9	5 2
13	*	1 10	244	1	15	3	76	11 6	410	35 7	21	5 2	14	5 6
14	4	3 4	175	1	10	0	82	12 2	283	20 6	32	6 2	4	2 4
15	8	6 6	343	2	12	5	78	11 1	440	28 8	21	5 3	7	2 6
16	6	3 1	282	2	8	7	75	11 1	435	18 0	36	7 9	2	0 9
17	13	10 3	347	3	7	9	82	11 6	274	16 2	33	6 11	9	2 7
18	7	4 5	316	2	4	2	78	9 7	496	30 8	26	5 11	12	5 8
19	2	3 3	414	2	11	9	79	12 6	262	19 7	32	7 4	8	2 11
20	12	8 6	292	2	6	1	108	15 2	538	47 2	36	8 1	2	0 6
21	12	5 9	211	1	6	2	72	9 0	336	22 5	40	8 3	8	1 3
	6	4 5	287	2	1	4	82	11 4	390	25 5	30	6 6	7	2 7

\* In the cases marked thus, the article formed part of the Asylum dietary, but the quantity used was less than 1 unit per patient during the year. In calculating mean quantities such items have been taken as 0·5.



TABLE XIV.—*continued.*

Asylums, the Quantities of the various articles of Dietary, and of various items of Maintenance during the Financial Year 1936-1937.

<i>continued.</i>				B.	C.	D.	
16.	17.	18.	19.	Wines, Spirits, and Malt Liquors.	Tobacco.	Clothing, Boots and Shoes.	
Tea, Coffee, Cocoa.	Fresh and Dry Fruits.	Other Articles of Food.	TOTAL OF FOOD.				
Cost per Patient.	Quantity per Patient.	Cost per Patient.	Cost per Patient.	Cost per Patient.	Quantity per Male Patient.	Cost per Male Patient.	Cost per Patient.
s. d.	lbs.	s. d.	£ s. d.	s. d.	oz.	s. d.	£ s. d.
9 4	4	1 7	0 4 6	1 3	33	18 11	1 12 11
12 0	8	3 9	† 1 3 4	1 4	54	30 3	1 17 0
9 0	8	3 6	0 2 6	0 2	52	26 7	1 17 5
9 10	22	7 0	0 15 4	1 10	50	29 8	2 0 8
9 7	5	2 8	0 3 2	...	37	22 4	1 6 8
14 11	14	7 3	0 6 1	0 3	61	49 10	2 4 1
11 10	10	7 0	0 7 4	0 1	36	20 0	2 10 11
6 8	8	4 6	0 6 3	...	36	20 10	2 4 4
10 4	16	4 1	0 3 8	0 10	56	33 5	1 6 4
11 6	8	2 9	0 3 5	0 5	58	36 0	1 17 11
10 6	22	3 9	0 3 7	1 7	52	31 6	2 6 8
12 2	6	4 4	0 2 11	0 8	49	27 6	2 12 11
10 0	31	7 0	0 3 4	1 2	49	32 2	2 9 6
10 4	8	2 2	0 3 10	0 8	33	18 9	2 11 8
11 7	7	3 5	0 3 4	2 9	45	25 7	1 15 1
10 10	17	3 10	0 4 5	0 9	48	34 2	1 17 1
15 4	7	4 1	0 5 11	0 3	44	26 3	2 18 4
9 2	5	3 8	0 3 8	1 1	46	26 1	2 3 11
16 11	6	3 0	0 5 3	0 1	44	25 4	2 3 5
12 1	17	6 1	0 8 4	1 11	52	31 2	1 17 1
12 6	11	3 7	0 9 5	0 5	49	23 7	2 3 10
11 3	11	4 3	0 6 2	0 10	47	28 1	2 1 10

† Includes cost of baker's pies, etc.



## APPENDIX-

The Expenditure on the Maintenance and Management of District  
Tobacco supplied to each Patient and the Cost per Patient of the

	E.		F.—ALL OTHER EXPENSES.						
	Salaries and Wages.		1. House- hold Re- quisites.	2. Laundry Re- quisites.	3. Medical and Surgical Appli- ances.	4. Fuel, Light and Water.	5. Fees, Taxes (borne by occupiers), Amuse- ments, etc.	6. Furniture and Fur- nishings (Replace- ments and Repairs).	7. Total of all other Expenses
	Cost per Patient.		Cost per Patient.	Cost per Patient.	Cost per Patient.	Cost per Patient.	Cost per Patient.	Cost per Patient.	Cost per Patient.
	£ s. d.	s. d.	s. d.	s. d.	s. d.	£ s. d.	£ s. d.	£ s. d.	£ s. d.
1	25 7 11	3 11	6 0	7 8	6 16 10	3 7 3	1 1 2	12 2 11	
2	23 14 0	0 11	6 3	11 10	4 2 2	2 18 0	1 3 5	9 2	
3	18 13 7	9 2	7 3	6 0	5 10 5	3 5 10	1 4 5	11 3	
4	18 15 10	17 10	10 11	11 1	5 17 0	1 18 0	0 11 10	10 6	
5	21 10 0	6 11	4 1	10 8	4 3 4	3 9 9	1 10 9	10 5	
6	14 14 2	9 8	10 8	19 1	5 5 8	1 13 9	1 3 1	10 1 11	
7	23 12 2	11 0	5 7	6 6	5 18 5	6 7 6	0 7 6	13 16	
8	18 15 4	13 9	5 1	11 3	4 13 4	4 4 2	1 15 0	12 2	
9	31 18 8	*10 2	...	16 1	6 6 8	3 5 3	1 12 11	12 11	
10	28 15 1	*11 1	...	9 5	5 7 1	3 10 5	1 16 3	11 14	
11	28 10 3	*11 9	...	13 10	7 12 2	4 1 0	1 6 2	14 4 11	
12	20 17 7	† ...	† ...	10 4	6 7 11	4 15 9	3 5 4	14 19	
13	31 13 9	11 10	11 8	20 3	6 7 5	7 4 5	1 16 3	17 11 10	
14	24 1 6	5 4	4 5	13 10	3 2 10	2 18 1	2 3 6	9 8 0	
15	17 11 4	7 11	5 0	7 9	4 8 0	3 18 2	2 2 7	11 9 4	
16	15 9 5	5 2	3 0	11 1	5 13 10	3 1 3	2 2 3	11 16 7	
17	22 18 1	1 9	12 6	12 8	4 10 2	2 4 0	1 19 2	10 0 3	
18	14 17 5	6 3	7 7	10 2	5 4 8	5 1 0	1 10 8	13 0 4	
19	28 2 1	10 2	7 3	14 1	6 19 11	5 9 8	2 4 5	16 5 6	
20	22 8 5	9 5	10 7	14 0	6 1 3	1 18 7	1 12 0	11 5 10	
21	23 15 0	8 9	6 5	8 3	4 5 6	2 16 9	0 19 1	9 4 9	
	22 13 5	8 3	5 11	11 8	5 9 3	3 13 9	1 11 10	12 0 8	

\* Includes Laundry Requisites, etc.

† Included under Furniture and Furnishings.



## TABLE XIV.—continued.

Asylums, the Quantities of the various articles of Dietary, and of various items of Maintenance during the Financial Year 1936-1937.

TOTAL MAINTENANCE EXPENSES.			† Deduct Miscellaneous Receipts.	NET MAINTENANCE EXPENSES.			
Cost per Patient.	GROSS TOTAL.			Cost per Pauper Patient (calculated on the average number of Pauper Patients Resident).	NET TOTAL.		
s. d.	£	£		£ s. d.	£		
14 9	36,227	—8,579		40 6 1	27,648		1
1 6	28,142	—4,364		46 14 4	23,778		2
12 4	30,385	—4,045		42 19 5	26,340		3
12 4	9,534	—1,272		41 2 1	8,262		4
17 3	29,009	+ 973		50 1 1	29,982		5
1 3	10,178	—1,063		41 16 3	9,115		6
6 1	57,289	—2,691		52 17 1	54,598		7
14 5	43,077	—5,353		43 9 3	37,724		8
4 8	52,125	—2,466		58 4 4	49,659		9
6 9	67,510	—6,164		51 19 9	61,346		10
1 4	51,682	+ 113		62 16 7	51,795		11
15 6	42,888	—2,472		53 16 4	40,416		12
6 8	15,419	—2,639		58 1 10	12,780		13
19 4	74,633	—15,547		40 15 0	59,086		14
14 5	17,397	— 534		46 6 6	16,863		15
16 7	8,114	—1,700		38 17 5	6,414		16
19 6	17,178	—3,297		48 4 0	13,881		17
11 5	18,736	—1,495		42 3 1	17,241		18
10 3	24,975	—1,980		58 13 3	22,995		19
11 1	20,811	—2,987		49 18 7	17,824		20
18 4	51,221	—6,488		44 14 8	44,733		21
19 10	706,530	—74,050		£ 48 5 9	632,480		

The figures in this column include the Profit or Loss on the Farm and Garden, but do not include sums recovered from relatives of Pauper Patients.

This figure, like those in the preceding columns, is the mean of the cost in each Asylum. The average cost per head for all Patients in these Asylums is £51, 7s. 7d. The actual cost per Pauper Patient is £48, 14s. 3d.



APPENDIX—TABLE XV.

Quantities and Estimated Values of Articles supplied to District Asylums from Asylum Farms and Gardens during the Financial Year 1936-1937, and the Prices at which the Produce supplied has been estimated.

FARMS AND DISTRICT ASYLUMS.		QUANTITIES AND ESTIMATED VALUES OF SUPPLIES TO ASYLUMS FROM ASYLUM FARMS AND GARDENS.										PRICES AT WHICH PRODUCE SUPPLIED TO ASYLUMS HAS BEEN ESTIMATED.										FARMS AND DISTRICT ASYLUMS.															
cwt.	£	Butcher Meat.	Poultry and Game.		Milk.		Butter.		Eggs.		Potatoes.		Green Vegetables.		Fresh Fruits.		Hundredweight.	Estimated Value.	Butcher Meat.	Poultry and Game.	Milk.	Butter.	Eggs.	Potatoes.	Green Vegetables.	Fresh Fruits.											
			lbs.	£	gals.	£	lbs.	£	lbs.	£	cwt.	£	cwt.	£	lbs.	£																					
1. Aberdeen.	...	...	322	16	28778	1559	...	...	4077	131	1701	338	541	150	831	17	257	2468	...	...	...	...	...	...	...	...	1. Aberdeen.										
2. Argyll.	58	128	646	23	34856	2467	...	...	2511	120	1539	387	329	141	815	27	100	3393	2	4	13	19	50	1	5	...	2. Argyll.										
3. Ayr.	...	...	...	...	...	...	...	...	...	...	...	...	1221	426	3319	69	...	495	...	...	...	...	...	...	...	...	3. Ayr.										
4. Banff.	...	...	425	13	9379	459	73	3	3548	114	720	179	428	150	3275	50	24	992	...	...	...	...	...	...	...	...	4. Banff.										
5. Dundee.	...	...	...	...	25185	1597	...	...	...	...	1866	500	509	482	3156	36	...	2615	...	...	...	...	...	...	...	...	5. Dundee.										
6. East Lothian	...	...	26	2	12660	949	...	...	4040	126	566	141	353	134	2659	60	20	1432	...	...	...	...	...	...	...	...	6. East Lothian										
7. Edinburgh.	206	718	2114	106	53617	3576	...	...	5611	241	1746	387	836	422	6351	86	165	5701	3	9	9	5	12	0	1	4	...	7. Edinburgh.									
8. Fife.	807	2467	...	...	52597	3506	...	...	...	...	4544	1096	700	235	733	11	...	7315	3	1	2	...	...	...	...	...	8. Fife.										
9. Glasgow (Gartloch)	...	...	...	...	11680	633	...	...	...	...	1555	434	313	146	7856	34	100	1347	...	...	...	...	...	...	...	...	9. Glasgow (Gartloch).										
10. Glasgow (Hawkhead)	...	...	2504	74	7391	432	102	8	1578	68	673	213	410	395	11994	48	185	1423	...	...	...	...	...	...	...	...	10. Glasgow (Hawkhead)										
11. Glasgow (Woodilee)	81	415	...	...	14032	780	...	...	...	...	2900	856	742	342	8220	80	750	3203	5	2	8	...	...	...	...	...	11. Glasgow (Woodilee).										
12. Inverness.	112	365	270	17	39742	2649	...	...	1107	49	1659	269	729	209	4064	39	13	3610	3	5	4	6	18	0	1	4	...	12. Inverness.									
13. Kirklands.	14	95	74	4	...	...	...	...	1277	65	744	216	261	185	8386	56	272	893	6	10	8	5	12	0	...	...	13. Kirklands.										
14. Lanark.	1	5	95	3	59569	3453	1152	77	918	39	...	...	1426	738	8617	122	215	4652	3	14	8	4	0	0	1	2	7	14	15	1	...	0	10	4	11	8	14. Lanark.
15. Midlothian.	3	7	419	17	17555	1170	...	...	2159	108	1113	281	691	273	2318	26	367	2249	2	16	0	4	10	11	0	1	4	...	15. Midlothian.								
16. Morayshire.	...	...	1125	54	14279	892	...	...	1947	101	562	112	201	32	2935	15	21	1227	...	...	...	...	...	...	...	...	...	16. Morayshire.									
17. Paisley.	1	5	...	...	16044	969	...	...	...	...	554	113	235	120	1097	16	21	1244	4	1	8	...	...	...	...	...	...	17. Paisley.									
18. Perth.	...	...	666	7	16243	824	...	...	299	11	1165	236	914	429	4567	55	...	1562	...	...	...	...	...	...	...	...	...	18. Perth.									
19. Renfrew.	...	...	652	30	21728	1449	...	...	1141	56	861	200	459	169	298	5	182	2091	...	...	...	...	...	...	...	...	...	19. Renfrew.									
20. Roxburgh.	...	...	183	9	...	...	...	...	4829	193	245	48	1034	638	6968	90	...	978	...	...	...	...	...	...	...	...	...	20. Roxburgh.									
21. Stirling.	123	528	1076	59	49162	3073	...	...	8431	395	2852	627	1249	549	9442	120	77	5428	4	5	6	6	3	30	1	3	...	...	21. Stirling.								



Acreege of Farms attached to District Asylums ; Receipts and Expenses of such Farms and Gardens during the Financial Year 1936-1937, and Profit shown on the year's transactions.

FARMS AND GARDENS OF DISTRICT ASYLUMS.	ACREAGE OF FARM AND GARDEN.		RECEIPTS.														EXPENDITURE.											Profit + or Loss -		
	Arable or in Per- manent Pasture.	Non-Arable.	Total.	Valuation of Stock at 15th May 1937.														Interest on unpaid out- lay from Providing account of Stock and Implements.	Live Stock.	Implements and Harness.	Seeds and Plants.	Fodder, Grain, Roots, and Feeding Stuffs.	Manures.	Salaries & Wages.	Miscellaneous.	Total.				
				1.	2.	3.	4.	5.	6.	7.	8.	9.	10.	11.	12.	13.	14.													
				1.	2.	3.	4.	5.	6.	7.	8.	9.	10.	11.	12.	13.	14.	1.	2.	3.	4.	5.	6.	7.	8.	9.	10.	11.		
1. Aberdeen . . . . .	253	46	299	3,250	...	16	1,679	...	131	339	150	17	42	1,680	...	270	7,574	1,911	246	...	1,243	102	156	590	199	885	443	5,775	+1,799	
2. Argyll. . . . .	362	48	410	3,200	128	23	2,467	...	120	387	141	27	13	593	73	184	7,356	2,787	155	...	1,268	72	97	1,215	204	924	542	6,264	+1,092	
3. Ayr. . . . .	66	34	100	342	...	...	...	...	...	...	525	69	...	1,501	...	25	2,462	245	100	...	1,200	31	38	146	192	277	...	2,229	+233	
4. Banff . . . . .	278	10	288	3,173	...	26	477	3	114	387	150	50	230	1,216	...	289	6,115	3,422	376	...	411	182	73	493	167	721	149	5,994	+121	
5. Dundee . . . . .	461	...	461	7,750	...	...	4,992	...	...	710	545	36	283	1,543	19	306	16,184	9,630	908	...	858	370	210	2,886	486	2,064	1,309	18,721	-2,537	
6. East Lothian . . . . .	254	13	267	3,445	...	10	967	...	126	145	136	60	540	795	...	365	6,589	2,536	617	32	728	153	144	640	218	1,081	176	6,323	+266	
7. Edinburgh. . . . .	630	246	876	6,456	718	106	3,601	...	241	387	422	86	...	1,487	53	214	13,771	6,119	500	...	275	219	358	2,017	185	2,492	450	12,615	+1,156	
8. Fife . . . . .	428	30	458	5,151	2,467	...	3,506	...	...	1,096	235	11	597	3,860	198	343	17,464	4,825	674	...	4,254	151	268	2,534	282	1,654	615	15,257	+2,207	
9. Glasgow . . . . .	298	9	307	6,978	...	...	3,616	...	...	445	146	34	34	758	...	124	12,135	6,686	414	...	72	126	160	1,786	315	1,400	705	11,664	+471	
10. Glasgow (Gartloch) (Hawthead)	186	...	186	5,902	...	74	2,529	8	68	213	395	48	59	1,413	...	312	10,721	6,286	439	...	2,591	596	56	1,364	155	1,342	733	13,562	-2,841	
11. Glasgow (Woodilee)	744	63	807	16,889	415	...	5,675	...	...	2,087	342	80	227	2,574	73	853	29,215	14,970	952	...	437	1,224	268	2,885	664	3,641	1,027	26,068	+3,147	
12. Inverness . . . . .	429	60	489	3,477	365	17	2,649	...	49	269	209	39	...	1,202	...	14	8,200	3,652	660	...	1,050	96	230	945	61	891	642	8,227	+63	
13. Kirkcaldy . . . . .	57	...	57	581	95	4	...	...	65	216	190	56	...	55	201	13	335	1,811	549	140	...	63	29	147	151	98	363	115	1,655	+156
14. Lanark . . . . .	503	749	1,252	5,483	5	3	3,461	77	39	...	738	140	138	2,301	11	85	12,481	5,405	550	...	641	159	111	1,803	366	1,555	417	11,007	+1,474	
15. Midlothian . . . . .	483	47	530	4,580	7	42	1,259	3	116	285	280	26	233	2,724	69	421	10,045	5,036	432	82	1,633	120	303	958	54	1,360	440	10,418	-373	
16. Morayshire . . . . .	149	...	149	1,863	...	64	892	...	101	152	32	15	21	984	1	...	4,125	1,792	296	...	456	89	94	375	80	225	133	3,540	+585	
17. Paisley . . . . .	220	156	376	2,237	5	...	973	...	...	139	130	16	92	576	1	253	4,422	2,000	287	...	37	75	68	350	92	898	221	4,028	+394	
18. Perth . . . . .	136	23	159	2,529	...	7	824	...	11	397	429	55	130	2,087	...	179	6,648	2,498	218	...	228	86	83	1,808	64	622	551	6,158	+490	
19. Renfrew . . . . .	160	...	160	2,655	...	30	1,449	...	65	230	169	5	120	653	...	326	5,702	2,250	175	...	172	81	103	250	70	1,036	614	4,751	+951	
20. Roxburgh . . . . .	38	18	56	259	...	...	...	...	202	77	609	90	...	248	...	14	1,499	289	...	...	84	27	67	179	141	291	101	1,179	+320	
21. Stirling . . . . .	308	...	308	6,638	528	78	3,073	...	395	745	549	120	202	852	25	28	13,233	6,045	661	46	233	470	177	904	329	1,302	604	10,771	+2,462	
Totals . . . . .	6,463	1,552	8,015	92,538	4,733	500	44,089	91	1,843	8,706	6,522	1,080	3,016	29,048	536	4,940	197,642	88,933	8,799	160	16,932	4,458	3,211	24,279	4,422	25,024	9,987	186,206	+11,636	

\*These figures include the estimated rent for farm (shown as a deduction in Table XVII) besides the rent paid for farm land held on lease.



## APPENDIX.—TABLE XVII.

The Expenditure of District Asylum Authorities during the Financial Year 1936-1937 in Providing, Building, Repairing, and Fitting up and Furnishing District Asylums; and the amount of Monies Borrowed by District Asylum Authorities under the provisions of the Act 20 & 21 Vict., c. 71.

DISTRICT ASYLUMS.	EXPENDITURE.						DEDUCTIONS.											20. Amount of Monies Borrowed remaining due at 15th May 1937.	21. Amount of Assessment raised for, or applied to, Reduction of Debt.		
	Land.		Improvements. Alterations. Additions.		Debt Charges		7. Furniture and Furnishings.	8. Interest on Monies Borrowed.	9. Bank Interest and Inter- est on Temporary Loans (Balance).	10. Expenses of General Management.	11. (Gross Expenditure.	12. Bank and Other Interest and Discounts (Balance).	13. Rents from Tenants of Houses, etc.	14. Rental for Lodging of Private Patients.	Transfers from Farm Account.		17. Other Deductions.			18. Total Deductions.	19. Net Expenditure.
	1. Purchase of Land.	2. Rent of Land.	3. Rates, Taxes, Feu- duty, Stipends.	4. Asylum Grounds and Buildings.	5. Farm Ground and Buildings.	6. Tradesmen's Wages.									15. * Estimated Rent of Farm.	16. Interest on Un- repaid Outlay for Farm Stock.					
1. Aberdeen	...	...	815	2,756	...	1,522	...	1,049	...	...	1,023	7,165	...	421	156	222	...	75	6,291	32,267	1,847
2. Argyll	...	...	875	1,298	168	1,582	358	428	...	...	226	4,935	...	117	234	145	...	20	4,419	11,560	428
3. Ayr	...	...	963	...	...	...	86	804	...	...	60	2,843	224	...	191	100	...	...	2,328	6,975	1,800
4. Banff	...	...	307	432	210	350	...	686	...	...	116	2,101	...	...	205	50	...	81	1,765	13,861	676
5. Dundee	...	...	1,433	2,609	1,047	1,425	...	109	...	...	447	7,070	...	1,171	139	569	...	15	5,176	4,602	500
6. East Lothian.	...	...	276	796	524	...	...	248	...	...	420	2,264	...	...	318	542	32	39	1,333	4,110	1,107
7. Edinburgh	...	...	2,352	3,588	...	4,580	...	2,568	...	...	1,226	14,314	...	1,145	350	428	...	4	12,387	62,411	7,948
8. Fife	...	...	1,042	4,215	...	2,797	265	13	54	...	679	8,800	...	733	683	674	...	...	6,710	...	...
9. Glasgow (Gartloch)	...	...	1,456	2,838	36	7,539	...	122	...	...	562	12,818	...	1,743	124	400	...	123	10,428	4,630	122
10. " (Hawkhead)	...	...	2,181	3,986	2,179	4,605	...	3,318	...	...	843	17,112	...	1,088	225	400	...	16	15,383	132,449	7,360
11. " (Woodlee)	...	...	2,322	7,593	...	9,187	185	201	...	...	984	20,472	...	3,541	218	900	...	165	15,648	8,061	198
12. Inverness	...	...	1,657	5,085	...	1,656	149	3,060	...	...	344	11,951	...	224	176	660	...	6	11,109	85,970	3,551
13. Kirklands	...	6	530	1,157	...	1,306	...	...	...	...	376	3,375	10	...	...	...	...	...	3,141	...	...
14. Lanark	...	...	2,281	7,719	39	2,341	...	...	...	...	751	13,131	...	2,970	102	550	...	...	9,509	...	...
15. Midlothian	...	...	570	1,696	...	482	...	332	...	...	458	3,538	10	6	101	160	82	...	3,179	10,300	600
16. Morayshire	...	...	234	911	45	...	...	386	75	...	272	1,923	...	10	111	286	...	5	1,511	8,525	838
17. Paisley	...	...	348	1,388	133	206	...	240	...	...	262	2,582	...	81	371	270	...	15	1,845	5,333	667
18. Perth	...	...	218	1,348	...	285	...	54	...	...	163	2,068	...	...	253	50	...	303	1,765	900	300
19. Renfrew	...	6	689	2,615	53	1,008	...	677	...	...	45,333	10,381	58	464	...	175	...	421	9,263	13,850	6,945
20. Roxburgh	...	...	1,128	903	...	1,011	44	28	...	...	489	3,603	39	...	231	...	...	14	3,358	514	495
21. Stirling	...	...	1,324	3,891	...	2,644	...	1,067	...	...	237	9,163	...	452	188	132	46	1,628	6,678	32,117	2,417
Totals	12	23,001	57,754	4,434	44,526	1,087	15,390	134	15,271	61,609	341	14,166	4,376	6,713	160	2,627	28,383	133,226	438,435	37,799	

\* Rents or Feu-duties of farm lands proper appear in Table XVI.

† Under this heading appears such expenditure as is required for the complete equipment of the Asylum and additions thereto, and for articles rendered necessary by increase of population.

‡ Includes £4712 for reinstatement of fire damage.



## APPENDIX—MENTAL DEFICIENCY—TABLE No. I.

Number of Defectives on the Register at 1st January of each year, and the numbers placed on and removed from the Register during each year.

YEARS.	1.		2.				3.		4.			
	Total Registered Mental Defectives at 1st January.		Distribution of Mental Defectives shown in Column 1.				Number admitted to Register during the Year.		Number removed from Register during the year.			
			In Institutions.		Under Guardianship in Private Dwellings.				On Discharge.		By Death.	
	M.	F.	M.	F.	M.	F.	M.	F.	M.	F.	M.	F.
15 . . . . .	151	144	114	93	37	51	547	486	45	17	36	27
16 . . . . .	617	586	480	412	137	174	227	213	98	78	31	26
17 . . . . .	715	695	515	475	200	220	188	184	72	59	35	22
18 . . . . .	796	798	568	523	228	275	225	154	102	73	64	54
19 . . . . .	855	825	621	534	234	291	171	176	89	77	40	43
Average of 5 Years . . . . .	627	610	460	407	167	202	272	243	81	61	41	34
20 . . . . .	897	881	647	576	250	305	226	202	131	100	45	27
21 . . . . .	947	956	663	605	284	351	197	194	81	104	35	28
22 . . . . .	1028	1018	695	620	333	398	208	261	112	175	30	30
23 . . . . .	1094	1074	715	643	379	431	211	176	108	93	25	21
24 . . . . .	1172	1136	752	682	420	454	187	214	104	92	40	21
Average of 5 Years . . . . .	1028	1013	694	625	333	388	206	209	107	113	35	25
25 . . . . .	1215	1237	768	731	447	506	233	194	110	93	30	22
26 . . . . .	1308	1316	823	786	485	530	201	154	94	64	29	28
27 . . . . .	1386	1378	883	829	503	549	162	154	66	48	31	20
28 . . . . .	1451	1464	924	904	527	560	162	118	97	67	27	17
29 . . . . .	1489	1498	947	938	542	560	240	342	183	263	27	22
Average of 5 Years . . . . .	1370	1379	869	838	501	541	200	192	110	107	29	22
30 . . . . .	1519	1555	974	991	545	564	284	207	125	89	26	26
31 . . . . .	1652	1647	1083	1092	569	555	196	138	82	65	33	23
32 . . . . .	1733	1697	1139	1118	594	579	293	239	77	56	31	36
33 . . . . .	1918	1844	1269	1218	649	626	246	213	88	52	34	35
34 . . . . .	2042	1970	1357	1314	685	656	291	184	81	75	32	24
Average of 5 Years . . . . .	1773	1743	1164	1147	608	596	262	196	91	67	31	29
35 . . . . .	2220	2055	1504	1372	716	683	238	126	84	57	45	39
36 . . . . .	2329	2085	1591	1383	738	702	485	280	390	117	48	60
37 . . . . .	2376	2188	1627	1467	749	721	504	511	232	257	57	51
38 . . . . .	2591	2391	1833	1639	758	752	...	...	...	...	...	...



## APPENDIX—MENTAL DEFICIENCY—TABLE No. II.

The Number on the Register of Rate-Aided Mental Defectives of each sex chargeable to each County and Large Burgh in Scotland on 1st January 1938 and the manner of their distribution, also the Number per 100,000 of the population.

1.  COUNTIES.	2.  Population in 1931.	3.  Number of Registered Rate-Aided Mental Defectives at 1st January 1938.			4.  Distribution of the Numbers of Rate-Aided Mental Defectives shown in Column 3.						5.  Number of Registered Rate-Aided Mental Defectives per 100,000 of the Population.
					In Certified Institutions.			Under Guardianship in Private Dwellings.			
		M.	F.	T.	M.	F.	T.	M.	F.	T.	
1. Aberdeen	145,601	88	90	178	55	35	90	33	55	88	122.3
2. Angus	76,970	17	22	39	14	14	28	3	8	11	50.7
3. Argyll	63,050	14	15	29	10	4	14	4	11	15	46.0
4. Ayr	210,334	72	72	144	37	43	80	35	29	64	68.5
5. Banff	54,907	17	33	50	7	12	19	10	21	31	91.1
6. Berwick	26,612	6	6	12	2	3	5	4	3	7	45.1
7. Bute	18,823	3	5	8	1	3	4	2	2	4	42.5
8. Caithness	25,656	15	5	20	2	...	2	13	5	18	78.0
9. Clackmannan	31,948	9	13	22	8	11	19	1	2	3	68.9
10. Dumfries	58,252	12	11	23	9	9	18	3	2	5	39.5
11. Dunbarton	79,246	26	22	48	19	21	40	7	1	8	60.6
12. East Lothian	47,338	15	15	30	11	9	20	4	6	10	63.4
13. Fife	197,436	86	72	158	56	49	105	30	23	53	80.0
14. Inverness	59,525	38	28	66	5	8	13	33	20	53	110.9
15. Kincardine	27,442	6	14	20	6	7	13	...	7	7	72.9
16. Kirkcudbright	30,341	12	13	25	8	9	17	4	4	8	82.4
17. Lanark	300,847	103	100	203	79	72	151	24	28	52	67.5
18. Midlothian	87,286	25	28	53	14	15	29	11	13	24	60.7
19. Moray and Nairn	49,100	21	25	46	7	18	25	14	7	21	93.7
20. Orkney	22,077	3	4	7	...	2	2	3	2	5	31.7
21. Peebles	15,051	3	3	6	3	2	5	...	1	1	39.9
22. Perth and Kinross	93,440	31	30	61	28	19	47	3	11	14	65.3
23. Renfrew	103,611	26	19	45	18	17	35	8	2	10	43.4
24. Ross	62,799	26	15	41	5	...	5	21	15	36	65.3
25. Roxburgh	45,788	16	13	29	12	6	18	4	7	11	63.3
26. Selkirk	22,608	5	11	16	2	6	8	3	5	8	70.8
27. Stirling	107,288	27	19	46	24	10	34	3	9	12	42.9
28. Sutherland	16,101	10	8	18	...	2	2	10	6	16	111.8
29. West Lothian	81,431	36	34	70	25	28	53	11	6	17	86.0
30. Wigtown	29,331	17	11	28	4	1	5	13	10	23	95.5
31. Zetland	21,421	4	2	6	...	...	...	4	2	6	28.0
Totals in Counties	2,211,660	789	758	1,547	471	425	906	218	232	641	69.9



The Number on the Register of Rate-Aided Mental Defectives of each sex chargeable to each County and Large Burgh in Scotland on 1st January 1938, and the manner of their distribution, also the Number per 100,000 of the population.

1.  LARGE BURGHS.	2  Population in 1931.	3.  Number of Registered Rate-Aided Mental Defectives at 1st January 1938.			4.  Distribution of the Numbers of Rate-Aided Mental Defectives shown in Column 3.					5.  Number of Registered Rate-Aided Mental Defectives per 100,000 of the Population.
					In Certified Institutions.			Under Guardianship in Private Dwellings.		
		M.	F.	T.	M.	F.	T.			
1. Aberdeen	167,258	41	29	70	30	16	46	M. 11 F. 13 T. 24	41.9	
2. Airdrie	25,954	5	4	9	3	2	5	M. 2 F. 2 T. 4	34.7	
3. Arbroath	17,635	4	6	10	2	3	5	M. 2 F. 3 T. 5	56.7	
4. Ayr	36,783	6	8	14	4	5	9	M. 2 F. 3 T. 5	38.1	
5. Clydebank	46,952	18	9	27	11	7	18	M. 7 F. 2 T. 9	57.5	
6. Coatbridge	43,056	15	27	42	11	17	28	M. 4 F. 10 T. 14	97.5	
7. Dumbarton	21,546	3	2	5	3	2	5	M. ... F. ... T. ...	23.2	
8. Dumfries	22,795	3	...	3	3	...	3	M. ... F. ... T. ...	13.2	
9. Dundee	175,585	21	30	51	20	27	47	M. 1 F. 3 T. 4	29.0	
10. Dunfermline	35,058	15	19	34	8	6	14	M. 7 F. 13 T. 20	97.0	
11. Edinburgh	439,010	329	277	606	291	228	519	M. 38 F. 49 T. 87	138.0	
12. Falkirk	36,566	8	9	17	7	9	16	M. 1 F. ... T. 1	46.5	
13. Glasgow	1,088,461	1,064	1,023	2,087	741	714	1,455	M. 323 F. 309 T. 632	191.7	
14. Greenock	78,949	26	23	49	21	22	43	M. 5 F. 1 T. 6	62.1	
15. Hamilton	37,862	11	10	21	9	10	19	M. 2 F. ... T. 4	55.5	
16. Inverness	22,583	4	5	9	2	3	5	M. 2 F. ... T. 4	39.9	
17. Kilmarnock	38,100	8	5	13	8	5	13	M. ... F. ... T. ...	34.1	
18. Kirkcaldy	43,874	20	11	31	15	7	22	M. 5 F. 4 T. 9	70.7	
19. Motherwell and Wishaw	64,710	20	25	45	18	19	37	M. 2 F. 6 T. 8	69.5	
20. Paisley	86,445	39	38	77	29	34	63	M. 10 F. 4 T. 14	89.1	
21. Perth	34,807	17	9	26	13	7	20	M. 4 F. 2 T. 6	74.7	
22. Port-Glasgow	19,581	4	2	6	4	1	5	M. ... F. 1 T. 1	30.6	
23. Rutherglen	25,157	12	3	15	7	1	8	M. ... F. 2 T. 7	59.6	
24. Stirling	22,593	5	6	11	2	6	8	M. 3 F. ... T. 3	48.7	
Totals in Large Burghs.	2,631,320	1,698	1,580	3,278	1,262	1,151	2,413	M. 436 F. 429 T. 865	124.6	
Totals in Counties (Brought forward)	2,211,660	789	758	1,547	471	435	906	M. 318 F. 323 T. 641	69.9	
GENERAL TOTALS	4,842,980	2,487	2,338	4,825	1,733	1,586	3,319	M. 754 F. 752 T. 1,506	99.6	



## APPENDIX—MENTAL DEFICIENCY—TABLE No. III.

The Number of Private and Rate-Aided Defectives of each sex in each of the Certified Institutions on 1st January 1938, and the changes which have taken place during the year 1937, also the rate of board in each Institution.

Name of Institution.	Address.	Name of Superintendent.	Weekly Rate of Board for Maintenance of Rate-Aided Mental Defectives.		Number of Defectives Resident at 1st January 1938.				Admissions during 1937.				Discharges during 1937.				Deaths during 1937.			
			s.	d.	Private.		Aided.		Total.	Private.		Aided.		Total.	Private.		Aided.		Total.	
					M.	F.	M.	F.		M.	F.	M.	F.		M.	F.	M.	F.		
Baldovan . . . . .	Near Dundee . . . . .	Dr. Forbes . . . . .	21	0	8	2	204	141	355	2	28	11	41	19	12	31	...	3	5	
Birkwood . . . . .	Lesmahagow . . . . .	Mrs. Davidson . . . . .	15	9	1	1	111	84	197	...	5	8	13	...	7	7	...	6	9	
Blinkbonny . . . . .	Falkirk . . . . .	Dr. Finlayson . . . . .	26	8	...	...	...	...	...	...	...	...	...	...	...	75	...	...	...	
Bridge of Weir . . . . .	Bridge of Weir . . . . .	Dr. Pell . . . . .	27	6	...	...	2	1	3	...	...	...	...	...	...	...	...	...	...	
Broadfield . . . . .	Port Glasgow . . . . .	Miss Margaret D. Morrison . . . . .	20	1	...	...	34	67	101	...	2	4	6	...	...	...	...	...	...	
Caldwell House . . . . .	Uplawmoor . . . . .	Miss M. Young . . . . .	...	...	...	...	49	31	80	...	53	34	87	...	3	...	...	1	1	
Cuninghame Home . . . . .	Irvine . . . . .	Mr. A. M. Gillespie . . . . .	15	0	...	...	9	...	9	...	9	...	9	...	51	90	...	2	4	
Dunlop House . . . . .	Dunlop, Ayrshire . . . . .	Miss Jessie Nicol . . . . .	25	0	...	...	29	34	63	...	1	1	2	...	...	...	...	...	...	
Gogarburn . . . . .	Corstorphine, Edinburgh . . . . .	Dr. Bailey . . . . .	18	1	...	...	259	216	475	...	10	21	31	...	5	1	...	3	6	
Larbert . . . . .	Larbert . . . . .	Dr. Spence . . . . .	21	6	73	44	360	237	714	6	49	25	84	...	1	43	27	4	23	
Lennox Castle . . . . .	Lennoxtown . . . . .	Dr. Chislett . . . . .	20	5	1	...	507	480	988	...	229	303	532	...	9	7	...	10	9	
St. Charles' . . . . .	Carstairs . . . . .	Sister M. Perpetua-Bowden . . . . .	20	10	...	...	62	72	134	...	16	2	18	...	24	3	...	...	1	
St. Joseph's . . . . .	Rosewell, Midlothian . . . . .	Sister Joseph Moore . . . . .	22	8	1	2	107	116	226	1	10	12	24	...	9	1	...	5	2	
Waverley Park . . . . .	Kirkintilloch . . . . .	Mr. W. J. Hill, Secy. . . . .	15	6	...	...	...	107	109	...	1	7	8	...	...	9	...	...	1	
					84	51	1733	1586	3454	9	6	412	428	855	1	170	226	42	83	
																		2	81	



CIRCULAR ISSUED TO COUNTY CLERKS AND TO TOWN CLERKS  
OF LARGE BURGHS REGARDING PROVISION OF INSTITU-  
TIONAL ACCOMMODATION FOR MENTAL DEFECTIVES.

GENERAL BOARD OF CONTROL FOR SCOTLAND,  
EDINBURGH, 20th May 1937.

To County Clerks and  
Town Clerks of large Burghs.

SIR,

The Board have found it necessary to review the general situation in respect of the institutional accommodation for mental defectives in Scotland. By Sections 26 and 30 of the Mental Deficiency and Lunacy (Scotland) Act, 1913, it is provided :—

*Section 26.*—In addition to the existing powers and duties of a district lunacy board, a district board of control are hereby empowered, and it shall be their duty, subject to the provisions of this Act and to regulations made by the Board, with the approval of the Secretary for Scotland :

(a) to provide suitable and sufficient accommodation for defectives when sent to certified institutions by orders under this Act or by school boards or parish councils within the district with consent of parents or guardians, to contribute towards the expenses of maintenance in an institution of defectives so sent, and to provide for the conveyance of such persons to and from such institutions, to the extent hereinafter provided.

*Section 30.*—(1) A district board may, subject to the approval of the Board and of the Secretary for Scotland :

(a) undertake or combine with any other district board in undertaking, or contribute such sums of money upon such conditions as they may think fit towards, the establishment, building, alteration, enlargement, rebuilding, or management of institutions certified or intended to be certified as institutions for defectives under this Act or the purchase of any land required for the use of a certified institution or for the site of an institution intended to be certified under this Act ; and

(b) contract with the managers of any certified institution for defectives for the reception and maintenance in the institution of persons for whose reception and maintenance the district board are by this Act required or authorised to make provision.

By Sub-section 1 of Section 1 of the Local Government (Scotland) Act, 1929, the functions of District Boards of Control were transferred to County Councils and to Town Councils of large burghs.

When the Mental Deficiency and Lunacy (Scotland) Act came into operation in 1914 there were two Institutions in existence, namely, the Royal Scottish National Institution at Larbert and the Baldovan Institution, with either of whom contracts might have been entered into by Local



Authorities. In view, however, of the outbreak of war in August 1914, and the consequent falling into abeyance for the time being of those provisions of the Statute relative to the establishment of Certified Institutions by Local Authorities, the Board decided that for a time the Institutions at Larbert and Baldovan should be regarded as National Institutions in the widest sense of the term, receiving cases without preference from all over Scotland, and accordingly no contracts were allowed to be entered into between the Directors of these Institutions and any of the Local Authorities.

It is now 23 years since the Mental Deficiency and Lunacy (Scotland) Act came into operation and over 18 years since the termination of the Great War, and the Board consider that the time has now arrived when each Local Authority should be required to comply strictly with the Statute by making institutional provision for its mental defectives:

- (1) by the establishment of an institution either alone or in combination with other Local Authorities, or
- (2) by contracting with the Managers of an existing Certified Institution.

If your Authority has not already made provision in one or other of these ways, I am to request that you will be good enough to bring this circular letter before them, and furnish the Board as soon as possible with an indication of their proposals in connection with the matter.

It may be that the authorities of an institution in which you have mental defectives boarded at present may be prepared to enter into a contract with your Authority for the reception of a specified number of defectives. In any case, it is the intention of the Board that, in future, not more than four defectives shall be received into, or maintained in, an institution not belonging to a Local Authority except by specific contract between that Authority and the Institution Directors.

I am, Sir,

Your obedient servant,

J. A. W. STONE,  
*Secretary.*

---

CIRCULAR ISSUED TO LOCAL AUTHORITIES EMBRACED IN THE  
EAST CENTRAL AREA REGARDING PROVISION OF INSTITU-  
TIONAL ACCOMMODATION FOR MENTAL DEFECTIVES.

GENERAL BOARD OF CONTROL FOR SCOTLAND,  
EDINBURGH, 14th January 1938.

SIR,

I am directed to refer to the Board's circular letter No. 236, dated 20th May 1937, and to say that they have had under consideration the position as it affects those Local Authorities within the combination which



in respect of juvenile mental defectives is at present served by the Baldovan Institution, and also those Local Authorities around the East central area of Scotland who have made no provision for their mental defectives either by contract with existing institutions or otherwise.

As you are aware, the Baldovan Institution was taken over some years ago by a combination of Local Authorities comprising the Local Authorities of the County of Aberdeen (excluding Aberdeen City), the County of Kincardine, the County of Angus (excluding Dundee), the County of Perth, the Burgh of Arbroath, and the Burgh of Perth, and as regards the accommodation in the Baldovan Institution these Local Authorities have had relatively little capital expenditure in respect of the beds which are available, and which they are entitled to have reserved, for their cases.

The other Authorities embraced in the East central area are the Banff County Council, the Aberdeen Town Council, and the Dundee Town Council, and the Board consider that there is no prospect of these Authorities being able to enter into a contract with any institution other than Baldovan as the Directors of the Royal Scottish National Institution at Larbert have already made and are making contracts with a number of Local Authorities in the West and South of Scotland.

The Board are of opinion that the whole of the Local Authorities mentioned in the East central area represent too large an area to be served by one institution; otherwise they would suggest that a solution of the problem might be found in the extension of the Baldovan Institution. They believe that the ideal arrangement would be for the Baldovan Institution to be extended and to provide for juveniles and adults from the areas of Angus County and Perth County and the Burghs of Arbroath, Perth, and Dundee, and that a new institution should be set up for a combination consisting of the Aberdeen, Kincardine, and Banff Counties, and the City of Aberdeen, and probably also the County of Moray.

The Board realise that there are difficulties in the way of such a scheme being carried out and, in the event of it being found to be quite impracticable, they suggest that the Baldovan Institution should be continued as at present under the existing combination as an institution for juveniles only, and should be extended to take in juveniles, if necessary, as boarders, from the County of Banff and probably the County of Moray, and also from the cities of Aberdeen and Dundee, and that the two combinations already suggested in the foregoing paragraph should be formed to make provision for adult mental defectives—one in the North and the other in the South of the East central area.

The Board submit these views for the consideration of your Authority, and they would be glad to be furnished with their observations as soon as possible.

I am, Sir,


Your obedient servant,

J. A. W. STONE,  
*Secretary.*
























R12/69



