

An outline of the achievements of American dermatology arranged in chronological order / Paul E. Bechet.

Contributors

Bechet, Paul E. 1881-

Publication/Creation

1946

Persistent URL

<https://wellcomecollection.org/works/rhtpmgme>

**wellcome
collection**

Wellcome Collection
183 Euston Road
London NW1 2BE UK
T +44 (0)20 7611 8722
E library@wellcomecollection.org
<https://wellcomecollection.org>


714

3

An Outline of the Achievements of
American Dermatology Arranged
in Chronological Order

BY
PAUL E. BECHET

[Reprinted from *Bulletin of the History of Medicine*, Vol. XIX, No. 3, March, 1946.]



AN OUTLINE OF THE ACHIEVEMENTS OF AMERICAN DERMATOLOGY ARRANGED IN CHRONO- LOGICAL ORDER

PAUL E. BECHET

The great interest manifested in the exhibit of memorabilia of the early American dermatologists, gathered together by the author from his own collection and those of generous friends, shown in the Section of Dermatology and Syphilology at the Annual Meeting of the American Medical Association at Cleveland, June 2-6, 1941,¹ resulted in a request from Dr. Anthony C. Cippolaro, the Chairman of the Committee on Scientific Exhibit of the American Academy of Dermatology and Syphilology, to exhibit at our last annual meeting, an original presentation on the history of dermatology. After giving the matter some thought, it occurred to the author that the only consideration in coming to a decision as to what form the exhibit should take, would be an exposition illustrating the superlatively brilliant careers of the most prominent of our American dermatologic pioneers, arranged in synopsis form and chronological order, presented on large charts painted by hand.

After the exhibition letters from medical men were received from as far as Hawaii, urging that the material presented be preserved for future reference in a more permanent form. Doctor Henry E. Sigerist who has done so much work as an eminent contributor to medical history, and as editor of the *Bulletin*, was of the same opinion and he kindly accepted the material, despite the fact that it differed entirely from the usual presentation of historical facts, which could not be otherwise however, as the orthodox presentation of the achievements of twenty-five individuals, would require a book and not the usual space allotted an article.

The men mentioned, lived and worked at a time when diagnosis and therapy depended almost entirely on a keenly observant mind, careful and exhaustive physical examinations, clinical notes and the observation of thousands of dermatologic cases, thereby developing a clinical acumen unusual in this day of almost complete dependence on the laboratory, and diagnostic machines. To mention but a few examples: it was on clinical evidence alone that James C. White described keratosis follicularis in 1889, and dermatitis venenata in a text-book of 210 pages on the subject,

¹ Bechet, Paul E.: History of Dermatology. *Bulletin of the History of Medicine*, 10: 626 (Nov.) 1941, No. 4.

published in 1887. George Henry Fox reported contact dermatitis as early as 1888. Louis A. Duhring wrote his famous series of papers, about eighteen in all on dermatitis herpetiformis, clarifying for the first time the symptomatology of this now well-known disease. His clinical descriptions are as dependable today as they were when written in 1884. Robert W. Taylor described idiopathic cutaneous atrophy in 1876. James N. Hyde first described synovial lesions in the skin in 1883, and Sigmund Pollitzer was the first to describe acanthosis nigricans (1891), hidradenitis destruens suppurativa (1892), parakeratosis variegata with Unna & Santi (1890).

The author however does not wish to appear indifferent to laboratory investigations, as on the contrary no one could be more appreciative of the help afforded by modern laboratory methods, but he does want to clearly bring out that, dermatologically speaking of course, a large clinical experience still has the edge on histology alone, and that unfortunately the tendency of the dermatologic training of today is to stress laboratory work and look upon immense clinical experience with at least a slightly jaundiced eye. This attitude would be greatly corrected by a deepening interest in medical history, which in turn might convince the younger tyros in our beloved profession that their medical forefathers were not ignorant dusty effigies but live, active, tireless men, just as devoted to the progress of medicine as the youngest member of a research institute. There were no "Arrowsmiths" in the 19th century. All honor therefore to the men of the past who besides working for their "bread and butter" with many times meagre results spent long hours in pouring over voluminous clinical notes, and by past experience, comparison, deduction and reasoning, arrived at conclusions which startled the medical world. To this group belong the subjects of this outline. To them is due, in great part the degree of clarity we now enjoy in the symptomatology, nosology and topography of dermatoses. All of this was accomplished in the face of many difficulties, not the least of which was the contempt with which specialism in medicine was regarded by medical men in the latter half of the nineteenth century. One of the leading dermatologic pioneers in New York who honored the author with his friendship related, as a humorous incident only, that in speaking of him one of the most prominent surgeons of that city stated some sixty years ago that "while he was hell on a pimple, a boil was too much for him." Sir Erasmus Wilson, England's most prominent pioneer in dermatology must have also sensed this same contempt, for he once predicted that the day would come when skin diseases would receive equal recognition from the other specialties. Time

proved him correct, for in America alone, at the present time, full professorships have been given to the specialty in the large majority of our leading medical schools, with post-graduate instruction in dermatology consisting of a three year full-time course. No large hospital in the United States lacks a busy clinic devoted to dermatology and syphilology, which not infrequently is the largest from the standpoint of attendance and floor space in the hospital. There are two hospitals in the United States devoted to dermatology alone, and completely self-contained in all allied branches; one of these, the New York Skin and Cancer Hospital, now the New York Skin and Cancer Unit of the New York Post-Graduate Medical School and Hospital, Columbia University has had since the opening of its doors on January 1, 1883, the largest attendance of any dermatological service in America, this attendance is exceeded by only one other institution in the world, L'Hôpital Saint Louis in Paris. America supports two dermatologic journals, one covering the entire dermatologic field, which began publication in 1870, and has never missed a single appearance since that year; the other is limited to dermatologic research.

In dermatology there are at present in the United States four national bodies with an enthusiastic and active membership, six sectional societies, eleven state and twenty local societies. The City of New York alone supports seven of these. The present enviable position of this fascinating specialty proves that the deep devotion to it manifested by our pioneers was not misplaced. I am sure that if they could view their handiwork they would feel well repaid for all the painful toil expended in creating it.



HENRY D. BULKLEY, M. D.

1804-1872

First American Dermatologist.

First to lecture on dermatology in America, Broome Street Infirmary for Diseases of the Skin (1837). Broome Street School of Medicine (1837-40). College of Physicians and Surgeons (1840-1850).

M. D. Yale College (1830). Post-Graduate work under Bielt and Cazenave, Saint-Louis Hospital. Translated into English Cazenave and Schedel's Manual (1845). At different times President of the New York Academy of Medicine, the New York County, and New York State Medical Societies. Founder and first president of the New York Dermatological Society.




NOAH WORCESTER, M. D.

1812-1847

Author of the first American text book on dermatology (1845), a clear and scholarly presentation of the dermatologic knowledge of that time.

Professor of general pathology, physical diagnosis, and diseases of the skin. Western Reserve College, Cleveland (1843).

M. D. Dartmouth (1838). Post-graduate work at Saint-Louis Hospital. Practised dermatology both in Cleveland and Cincinnati. Died prematurely of tuberculosis at the age of 35.




JAMES CLARKE WHITE

1833-1916

First Professor of Dermatology in America
(Harvard University, 1871).

M. D. Harvard (1855). Post-graduate work under Hebra, Oppolzer, Skoda, Rokitansky (1856-1857). Founded first dispensary for skin diseases in Boston (1860). Lecturer on Diseases of the Skin, Harvard Medical School (1863). Chairman of the Section of Dermatology and Syphilology of the International Medical Congress (1876). Founder and first president of the American Dermatological Association (1877). First to describe dermatitis venenata and contact dermatitis (1887). First to describe keratosis follicularis (*Journal of Cutaneous and Genito-Urinary Diseases*, June 1889) several months before Darier's report. President of the Sixth International Dermatological Congress (1907).

Between 1856 and 1913 contributed 125 medical papers, 50 reviews, 94 editorials and eight books.




JAMES N. HYDE, M. D.

1840-1910

First to practise and teach dermatology in Chicago (Rush Medical College, 1873). First to describe synovial lesions of the skin (1883). First to call attention to the influence of light in the production of skin cancer. (*Am. Jour. Med. Sc.* January 1906), one year before Dubreuil's article. Gave the name of purigo nodularis to a disease previously described by Hardaway as "Multiple Tumors of the Skin Accompanied by Intense Pruritus" (*Arch. of Derm.* 6:129, 1880).

M. D. University of Pa. (1869). Charter member, first treasurer and twice president of the American Dermatological Association. The first edition of his *Diseases of the Skin* appeared in 1883 and the eighth and last in 1909. Wrote extensively on blastomycosis sporotrichosis and pellagra.




SAMUEL SHERWELL, M. D.

1841-1927

First to use acid nitrate of mercury after curettage in the treatment of cutaneous epitheliomata (*Journal of Cutaneous and Genito-Urinary Dis.* 5:9, 1887). An exceedingly efficient method giving excellent cosmetic results. First dermatologist to practise in Brooklyn. First teacher of dermatology at Long Island Medical College (lecturer 1877, and professor a few years later).

M. D. University and Bellevue Medical College (1868). Post-graduate work under Hebra, Schrotter, Oppolzer and Skoda, in Vienna. Served in Anglo-American Ambulance Corps with Sir William McCormack and Marion Sims in the Franco-Prussian War (1870). Received the military order "Pour le Merite" from the Bavarian Government. Practised dermatology in Brooklyn (1871-1927). President of the American Dermatological Association (1894-1895). President of the New York Dermatological Society 1881 and 1909.




HENRY G. PIFFARD, M. D.

1842-1910

Wrote second American textbook on dermatology (*Elementary Treatise on Diseases of the Skin*, 1876). First American textbook on dermatotherapy (*Treatise on Materia Medica and Therapeutics of the Skin*, 1881). Pioneer in physiotherapy of the skin. Founder of the New York Dermatological Society (1869), and the American Dermatological Association (1876).

M. D. College of Physicians and Surgeons (1864). Post-graduate work under Dr. Tilbury Fox at the University College Hospital, and also in Paris and Vienna. Translated Hardy's *The Dartrous Diathesis or Eczema and Allied Affections*, 1868. Professor of dermatology New York University (1874).


First to give post-graduate instruction in dermatology in America. (New York University, 1875, and New York Post-Graduate Medical School and Hospital, 1882). According to Andrew R. Robinson he described the tuberculides in 1892 four years before Darier.



ROBERT W. TAYLOR, M. D.
1842-1908

First described idiopathic progressive atrophy. (*Arch. Derm.* 2: 114, 1876). Wrote *Syphilitic Lesions of the Osseous System in Infants and Young Children* (1875), a pioneer and most important contribution to the study of bone syphilis. First professor of dermatology at the University of Vermont.


M. D. College of Physicians and Surgeons (1868). Founder of the New York Dermatological Society and the American Dermatological Association. First vice-president of the latter (1877), and its president in 1882 and 1883. President four times of the New York Dermatological Society 1873, 1874, 1886, 1887. Published a large folio entitled *A Clinical Atlas of Venereal and Skin Diseases* (1889). At different times professor of dermatology at the University of Vermont, New York Post-Graduate Medical School and Hospital, and the College of Physicians and Surgeons.



EDWARD L. KEYES, M. D.
1843-1924

First to invent the cutaneous punch for biopsies. First professor of dermatology at Bellevue Hospital Medical College (1881). First to prove by means of repeated blood counts that mercury in small doses was a tonic. (*Am. Jour. of Med. Sc.* January 1876).

M. D. New York University (1866). Founder of the New York Dermatological Society. Charter Member of the American Dermatological Association. Taught dermatology and genito-urinary diseases, at Woman's Medical College (1871), Bellevue Hospital Medical College (1872). Author of *The Tonic Treatment of Syphilis* (1877). Co-author with W. H. Van Buren of a textbook on genito-urinary diseases and syphilis which remained a classic for many years. Attending dermatologist for many years at the City Hospital and Bellevue Hospital.




LOUIS A. DUHRING, M. D.

1845-1913

First described dermatitis herpetiformis in a series of about eighteen papers between 1884 and 1891. Author of the third American textbook on dermatology entitled *Practical Treatise on Skin Diseases* (1877). It went through three editions and was translated into French, Italian and Russian. Author of the first American atlas on dermatology (1876). First described pruritus hiemalis (*Phil. Med. Times* 4: 3, 1873).

M. D. University of Pennsylvania (1867). Post-graduate work in dermatology in Europe for two years. One of Hebra's favorite pupils. Organized first dermatologic clinic in Philadelphia (1870). Lecturer on diseases of the skin at the University of Pennsylvania (1871). Clinical professor (1876). Professor (1890). Founder American Dermatological Association, its first vice-president (1876), and twice president (1878 and 1879). From 1870 to 1909 he contributed approximately seventy-eight articles to dermatologic literature.




ANDREW R. ROBINSON, M. D.

1845-1924

First to describe hydrocystoma (*Jour. Cutan. Dis.* 2: 362, 1884; 11: 293, 1893). Pioneer American histopathologist. First professor of histology and pathologic anatomy at the New York Medical College and Hospital for Women. Founder of the New York Polyclinic Medical School and Hospital and its professor of dermatology for many years. Author *Manual of Dermatology* (1884). Charter member of the American Dermatological Association and its president in 1896.

M. D. University and Bellevue Medical Hospital College (1868). University of Toronto (1869). L. R. C. P. and L. R. C. S. respectively in Edinburgh (1870). President of the Section of Dermatology and Syphilology, Ninth International Medical Congress (1887). First chairman of the Section of Dermatology and Syphilology of the New York Academy of Medicine.




L. DUNCAN BULKLEY, M. D.

1845-1928

Founder of the New York Skin and Cancer Hospital (1883). Founder and first secretary, American Dermatological Association (1876). One of a small group who formed the Section on Cutaneous Medicine and Surgery of the American Medical Association, and its first chairman (1888). First described herpes gestationis (*Amer. Jour. of Obstetrics and Diseases of Women and Children* 6:1, Feb. 1874) which later proved to be a variant of dermatitis herpetiformis occurring in pregnant women.

M. D. College of Physicians and Surgeons (1869). Author of six or eight textbooks, mostly devoted to dermatotherapy. An outstanding one was his *Syphilis in the Innocent*, with a complete bibliography. It won the Alvarenga Prize of the College of Physicians of Philadelphia (1891).




ARTHUR VAN HARLINGEN, M. D.

1845-1936

Founder and Professor of Dermatology, Philadelphia Polyclinic (1885).
Founder of the American Dermatological Association: its secretary (1879-1883),
Vice-President (1883-1885), President (1906).

M. D. University of Pennsylvania (1867). Chief of Clinic in Duhring's service
at the University of Pennsylvania (1871-1885). Instructor and later professor,
Philadelphia Polyclinic (1885-1912). Secretary of the Section of Dermatology and
Syphilology of the International Medical Congress, Philadelphia (1876). Author
Handbook of the Diagnosis and Treatment of Skin Diseases (1884). It ran
through four editions within a few years.




GEORGE H. FOX, M. D.

1846-1937

First to use photography in the illustration of diseases of the skin (1880). First to describe a chronic, itching, papular eruption of the axillae and pubes (Fox-Fordyce disease). *Jour. of Cutaneous and Genito-Urinary Diseases* 20: 1, 1902. The clinical observations were done entirely by him. Fordyce did only the histology. Match box dermatitis was described in 1888. Probably the earliest report of a contact dermatitis.

M. D. University of Pennsylvania (1869). Post-graduate work in Europe for three years under Virchow in Berlin, Hebra, Neumann, Schroetter and Stoerk in Vienna, Bazin, Hardy and Vidal in Paris, Tilbury Fox and Hutchinson in London. Founder (1876), president (1892), and honorary president (1926) of the American Dermatological Association. At different times, between 1875 and 1907, served as professor of dermatology at the Women's Medical College of the New York Infirmary, Starling Medical College, Columbus, Ohio, Post-Graduate Medical School and Hospital, New York, College of Physicians and Surgeons, New York.

Author *Photographic Illustrations of Skin Diseases* (1880). *Skin Diseases in Children* (1897). *Reminiscences* (1926). President, Medical Society of the County of New York (1891). President, Medical Society of the State of New York (1894). President four times of the New York Dermatological Society.



PRINCE A. MORROW, M. D.

1846-1913

An American pioneer in the prophylaxis of syphilis and the study of leprosy. Founder of the Society of Sanitary and Moral Prophylaxis (1905) and its President until his death in 1913.


M. D. New York University and Bellevue Medical Hospital College (1873). Translated and edited Fournier's *Syphilis and Marriage* (1880), the inspiration for his admirable work in venereal prophylaxis. Author of *Drug Eruptions* (1887), *An Atlas of Skin and Venereal Diseases* (1888-1889), *A System of Genito-urinary Diseases, Syphilography and Dermatology*, Three volumes (1892-1894), *Leprosy* (1880), *Social Diseases and Marriage* (1904). Co-editor of the *Journal of Cutaneous Diseases* for nine years, first with Piffard and then with Fordyce. President of the American Dermatological Association (1900-1901). New York Dermatological Society (1883). Lecturer in Dermatology, New York University (1882-1883). Clinical professor from 1886 to 1890. Founder and Editor of *Social Diseases*.



WILLIAM A. HARDAWAY, M. D.
1850-1923

First introduced electrolysis in dermatology (1877) but credited Charles E. Michel of St. Louis for its use in "wild hairs" of the lids (1875). First described prurigo nodularis under the title of "Multiple Tumors of the Skin Accompanied by Intense Pruritus" (*Arch. of Derm.* 6: 129, 1880).

M. D. Missouri Medical College (1870). Charter member of the American Dermatological Association, President (1884-1885). Author of *Essentials of Vaccination* (1882), *Manual of Skin Diseases* (1890), *Handbook of Cutaneous Therapeutics* in collaboration with Joseph Grindon (1907). Contributed numerous chapters on dermatology to encyclopedic works on medicine. Taught dermatology at Missouri Medical College and later at the Medical Department of Washington University for about thirty-five years. Published eighty-one papers on dermatology within a period of forty years.



AUGUSTUS RAVOGLI, M. D.
1851-1934

A pioneer in dermatology in Cincinnati.


M. D. University of Rome (1873). Came to Cincinnati in 1882. Lecturer in dermatology, Miami Medical College (1882-1888). Professor of dermatology, Ohio Medical College (1889-1894). Professor of dermatology, University of Cincinnati (1894-1916). For many years attending dermatologist to the Cincinnati General Hospital. Helped to found the Section of Dermatology and Syphilology of the American Medical Association in 1887, and was its host in Cincinnati at its first meeting May 8, 1888, and its chairman in 1897. President of the American Dermatological Association (1916-1917). His best known work entitled *Syphilis in its Medical, Medico-Legal and Sociological Aspects* (1907), was a most valuable contribution to the subject. Author of over one hundred and ten articles in American and foreign journals.



HENRY W. STELWAGON, M. D.
1853-1919

Author of *A Treatise on Diseases of the Skin* (1902). It maintained its supremacy as the most authoritative textbook in the English language for many years. Nine editions appeared between 1902 and 1919.

M. D. University of Pennsylvania (1875). Instructor in dermatology, University of Pennsylvania and Duhring's chief of clinic at the University Hospital (1885-1890). Clinical professor, Women's Medical College of Pennsylvania (1888-1890). Professor, Jefferson Medical College (1890-1918). Author of *Essentials of Diseases of the Skin* (1890), a quiz-compend published by Saunders which went through innumerable editions. Contributed to various medical journals many valued dermatologic articles.




JOHN T. BOWEN, M. D.

1857-1940

First described the precancerous dermatoses (*Jour. of Cut. Dis.* 30: 241, 1912 and 33: 787, 1915). An expert histopathologist, he published "The Epitrichial Layer of the Human Epidermis" (*Anat. Anz.*, Jena 4: 412, 1889).


M. D. Harvard Medical School (1884). Post-graduate work in Berlin, Munich and Vienna for three years. Assistant physician in the out-patient department for skin diseases at the Massachusetts General Hospital (1889-1895), physician (1895 to 1914). Instructor in dermatology at the Harvard Medical School (1896-1902), assistant professor (1902-1907), professor (1907 to 1911). Founder of the Boston Dermatologic Club which later expanded into the New England Dermatological Society.



JOHN A. FORDYCE, M. D.
1858-1925

First described pseudo-colloid of the lips (Fordyce's Disease) under the following title "A Peculiar Affection of the Mucous Membrane of the Lips and Oral Cavity" (*Jour. Cutan. Dis.* 14: 413, 1896). Did the histopathology in the first cases of George Henry Fox's "Chronic, Itching, Papular Eruption of the Axillae and Pubes," Fox-Fordyce disease (*Jour. of Cutan. and Genito-Urinary Diseases* 20: 1, 1902). Pioneer in the modern treatment of syphilis. Author of "Infectious Exzematoid dermatitis," "Influences of Anaphylaxis Reactions." (*Jour. Cutan. Dis.* 29: 129, 1911) Probably the earliest exposition of allergy in relation to the skin.

M. D. Northwestern University Medical College of Chicago (1881). University of Berlin (1888). Professor of dermatology New York University and Bellevue Medical Hospital College (1893-1912). Professor of dermatology and syphilology, College of Physicians and Surgeons, Columbia University (1912-1925). Visiting dermatologist, City Hospital (1893-1925). Editor of the *Journal of Cutaneous and Genito-Urinary Diseases* (1889-1897). President of the American Dermatological Association (1899). Secretary-General, Sixth International Dermatological Congress (1907). A lucid and prolific writer, a hundred or more articles particularly on syphilis and the histopathology of varied dermatoses flowed from his pen.



JOSEPH ZEISLER, M. D.

1858-1919

A pioneer in dermatology in Chicago.

M. D. University of Vienna (1882). Came to Chicago in 1884, after several years of work with Kaposi, at the Vienna General Hospital. Professor of skin and venereal diseases at the Post-Graduate Medical School, Chicago (1888-1889). Professor of dermatology, Northwestern University (1889-1917). Chairman of the Section of dermatology and Syphilology, American Medical Association (1912). President, American Dermatological Association (1903). Twice president of the Chicago Dermatological Society. Contributed some thirty-six valuable articles to dermatologic literature.

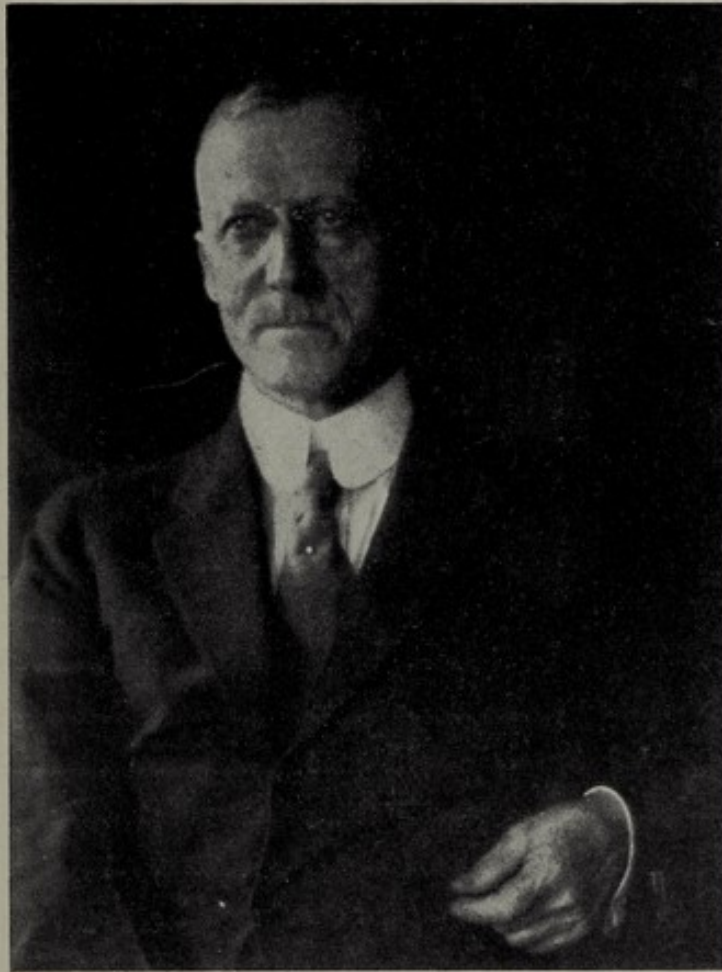


SIGMUND POLLITZER, M. D.

1859-1937

First to describe acanthosis nigricans (*International Atlas for Rare Skin Diseases*, 1891, Plate 10.) First to describe hydradenitis destruens suppurativa (*Jour. of Cutan. Dis.* 10:9, 1892). Reported first case of rhinoscleroma cured with the X-rays: "Rhinoscleroma Cured by X-ray" (*Jour. Cutan. Dis.* 28:338, 1910). First described parakeratosis variegata with Unna and Santi (*Monatschr.* 10:404, 1890). "Salvarsan and Syphilis" (1911) and "Serum Therapy and Serum Diagnosis in Syphilis" (1907) were two pioneer articles dealing with the modern concept of syphilis.

M. D. College of Physicians and Surgeons (1884). Professor of dermatology at the New York Post-Graduate Medical School and Hospital (1895-1915). Translated and edited Darier's textbook of dermatology (1920). Vice-President (1913), President (1914) of the American Dermatological Association, and one of its most active members for forty-one years. One of the founders and devoted member of the Section on Dermatology and Syphilology of the New York Academy of Medicine. Author of seventy-one contributions to dermatologic literature.



T. CASPAR GILCHRIST, M. D.
1862-1927

First described blastomycosis before the American Dermatological Association in Washington (June 1894) under the following title "A Case of Blastomycetic Dermatitis in Man" (*Johns Hopkins Hosp. Rep.* 1: 269, 1896).

M. R. C. S., L. S. A. (England, 1899) Honorary M. D. University of Md. (1907). Chief of clinic department of dermatology, Johns Hopkins Hospital (1890). Clinical professor of dermatology, Johns Hopkins University School of Medicine (1897-1927). President of the American Dermatological Association (1909). An enormous amount of research work in dermatology was done at Johns Hopkins Hospital under his direction. Besides blastomycosis the most important were studies of the acne bacillus (*Johns Hopkins Hosp. Rep.* 9: 420, 1905), pemphigus (*Trans. Am. Dermat. Ass'n.* 1899, p. 96), mast cells (*Johns Hopkins Hosp. Bull.* 7: 140, 1896), urticaria factitia (*Jour. of Cutan. Dis.* 23: 122, 1908). Author *Outlines of Common Skin Diseases Including Eruptive Fevers* (1927).



FRANK H. MONTGOMERY, M. D.
1862-1908

Associate professor of dermatology, Rush Medical College (1890-1908). Associate of James N. Hyde from 1892 to his premature death in 1908.

M. D. Rush Medical College (1888). An indefatigable worker, many articles were published under the famous team name of Hyde and Montgomery. Several editions of the textbook appeared under both names. Many articles were published alone and much original work on blastomycosis was done. Admitted to membership in the American Dermatological Association in 1897. Served as secretary (1899-1902), vice-president (1904-1905). President of the Chicago Dermatological Society and one of its most active members.




WILLIAM A. PUSEY, M. D.

1865-1940

First to introduce the use of carbon dioxide snow in the treatment of certain skin diseases (*Jour. A. M. A.* 49: 1354, Oct. 19, 1907). First to use roentgenotherapy in diseases of the skin (*Jour. Cutan. Dis.* 18: 302, July 1900). Author of the following "land marks" in dermatology: *The Principles and Practice of Dermatology* (1907), *Roentgen Rays in Therapeutics and Diagnosis* (1903), *The History of Dermatology* (1932), *The History and Epidemiology of Syphilis* (1933).

M. D. New York University (1888). Professor of dermatology, College of Physicians and Surgeons, Chicago 1894, and after its affiliation with the University of Illinois occupied the chair of dermatology until 1915. Attending dermatologist, Cook County Hospital (1895-1915). Editor of the *Archives of Dermatology and Syphilology* (1920-1936). President, American Medical Association (1923). President, American Dermatological Association (1910). President three times of the Chicago Dermatological Society. President, Chicago Medical Society (1918). Author of approximately 115 monographs and nine books on the history, science, and philosophy of medicine, and cutaneous medicine.



JAY F. SCHAMBERG, M. D.

1870-1934

First described progressive pigmentary dermatosis (*British Jour. of Dermatology* 13: 1, 1901). First described Acaro-dermatitis urticaroides (Govt. Printing Office, 1909; *Jour. Cutan. Dis.* 28: 67, 1910), in collaboration with Goldberger. Supplied the Western Hemisphere with arsphenamine by working out a process for its manufacture with the collaboration of Raiziss and Kolmer during the World War. Introduced aurotherapy in the United States in the treatment of lupus erythematosus, with the collaboration of Wright (*Arch. Derm. & Syph.* 15: 119, Feb. 1927).

M. D. University of Pennsylvania (1893). At various times professor of dermatology, Temple Medical School, Jefferson Medical School and the Philadelphia Polyclinic. Author of *A Compend of Diseases of the Skin* (1898), *Diseases of the Skin and Eruptive Fevers* (1908), *Treatment of Syphilis with C. S. Wright* (1932). President of the American Dermatological Association (1920). President, Philadelphia County Medical Society (1931). Member of the editorial board of the *Archives of Dermatology and Syphilology* (1927-1934). Of many carefully written monographs the best remembered will be his researches on the etiology of psoriasis (*Jour. of Cutan. Dis.* 31: 697 and 802, 1913; 33: 819, 1915; 33: 1 and 98, 1915; *Jour. A. M. A.* 63: 729, 1914).

