

**A new practice of physic; wherein the various diseases incident to the human body are described, their causes assign'd, their diagnostics and prognostics enumerated, and the regimen proper in each deliver'd ... with a competent number of medicines for every stage / By Peter Shaw.**

### **Contributors**

Shaw, Peter, 1694-1763

### **Publication/Creation**

London : Printed for Thomas Longman ..., 1738.

### **Persistent URL**

<https://wellcomecollection.org/works/trk2satw>


### **License and attribution**

This work has been identified as being free of known restrictions under copyright law, including all related and neighbouring rights and is being made available under the Creative Commons, Public Domain Mark.

You can copy, modify, distribute and perform the work, even for commercial purposes, without asking permission.




Wellcome Collection  
183 Euston Road  
London NW1 2BE UK  
T +44 (0)20 7611 8722  
E [library@wellcomecollection.org](mailto:library@wellcomecollection.org)  
<https://wellcomecollection.org>





2705

48025/B







# NEW PRACTICE OF PHYSIC.

THE SECOND EDITION, CORRECTED AND  
ENLARGED.

By JOHN HUNTER, ESQ.  
F.R.S.

PHYSICIAN IN ORDINARY TO  
HIS MAJESTY.

LONDON:  
Printed by J. DODD, in Pall-mall.

MDCCLXXII.

By J. DODD, Printer.

Vol. II.

By PETER LINNÆUS.

PHYSICIAN IN ORDINARY TO  
HIS MAJESTY.


LONDON:  
Printed by J. DODD, in Pall-mall.

MDCCLXXII.

By J. DODD, Printer.

Vol. II.







A  
NEW PRACTICE  
OF  
PHYSIC;

WHEREIN

The various DISEASES incident to the  
human Body are describ'd,

Their Causes assign'd,

Their Diagnostics and Prognostics enumerated,

AND THE

Regimen proper in each deliver'd;

WITH A

Competent Number of MEDICINES for every  
Stage and Symptom thereof,

Prescribed after the Manner

Of the most eminent PHYSICIANS among the  
MODERNS, and particularly those of LONDON.

The whole formed on the Model of Dr. Sydenham, to  
execute the Design of his *PROCESSUS INTEGR*.

---

V O L. II.

---

By PETER SHAW,

PHYSICIAN at Scarborough.

---

The FIFTH EDITION, Corrected.

---

Sed ut seriò quod res est dicamus, plurimum referre censemus,  
si medici opus aliquod conficiant de medicinis *probat*is & *experi-*  
*mentalibus*, ad morbos *particulares*; nam quod speciosâ quis ra-  
tione nixus existimet decere medicum doctum potiùs medicinas  
*extempore* aptare, quam *certis aliquibus præscriptis* insistere, id  
fallax res est, & *experientiæ* non satis attribuit, *judicio* plus nimis.

*Bacon de Augment. Scientiar.*

---

L O N D O N :

Printed for THOMAS LONGMAN, at the Ship in Pater-  
Noster-Row. M. DCC. XXXVIII.



NEW PRACTICE

OF  
PHYSIC

The various Diseases incident to the  
Human Body are described.

Their Causes, Effects,

Their Diagnosis and Prognosis explained.

With a

Register proper in each chapter.

With a

Compendium of the History of the

Human Body and its various

Parts and the various

Of the most common Diseases and

the various parts of the Body.

The whole is bound in the most

of the most common Diseases and

VOLUME

BY PETER SHAW

PHYSICIAN IN CHARGE

The Fifth Edition, Corrected.

Set at half price for all students, physicians, and others who  
are interested in the study of the human body and its various  
parts and the various diseases incident to the human body.  
The whole is bound in the most common Diseases and  
the various parts of the Body.



Printed for Thomas Hodgkin  
at the New York Press, No. 15, N. York St.






# DISEASES

Peculiar to

# WOMEN.



## PART II.



## SECT. I.

### OBSTRUCTION and SUPPRESSION of the MENSES.



WHEN such women as are nei- *Definition.*  
ther in years, pregnant, nor  
capable of giving suck, have  
their menstrual discharges at  
longer intervals, or less copi-  
ously than usual, those dis-  
charges are said to be obstruc-  
ted: But totally suppressed, if no signs thereof  
appear at the expected periods, or intermediate  
spaces.

2. This particular obstruction or suppression may *Cause.*  
proceed from a visciditv, or lentor in the blood, or  
E c 2                      tenacity



tenacity of the vessels: as likewise from a plethora brought on by catching of cold, an obstructed perspiration, or being exposed to the cold air, drinking of cold water, &c. Long and severe distempers; sudden fear; the increase of other evacuations, or hæmorrhages; too astringent medicines, and violent exercise, may likewise give rise to this disorder.

*Diagnostics.*

3. When the *menses* are either partially or totally suppressed, there frequently happens some hæmorrhage or other, as particularly at the nose, a spitting or vomiting of blood, &c. There is also commonly a pain in the head, loathing of the food, attended with a *pica*, *malacia*, and *cachexia*, the *fluor albus*, fainting, a quick and low pulse, dulness and sinking of the eyes, a lingering hectic fever, a cough, and difficulty of respiration, and sometimes a *mania*, the gout, watchfulness, palpitation of the heart, vertigo, hysteric fits, a florid colour in the face, a strong pulse, a tense pain about the *uterus*, and a turgency of the veins; which four last symptoms are certain signs the obstruction proceeds from a tenacity of the vessels. With time the symptoms increase; with a swelling and hardness of the *abdomen*, thighs, legs and feet; the urine appears red, bloody, and proves small in quantity; now follow anxiety, grief, despair, great thirst, pain in the spine, a dropsy, &c.

*Prognostics.*

4. A total suppression is of difficult cure, and more dangerous than when it is only partial; and that from a visciditv in the juices, or tenacity of the vessels, than when it proceeds from a plethora. Those obstructions that arise from excessive fear, joy, &c. usually go off spontaneously after such extreme passions are over. In general, the difficulty of the cure, and the danger of the disease, are to be estimated from the degree of the symptoms compared with the



the time of the suppression. 'Tis found that fat women, and such as use violent exercise, may suffer this obstruction without injury.

5. Moderate exercise is proper, being used *Regimen.* about the return of the periods. When there is a viscidty of the juices, spoon-meats and broths are useful. Sleep ought to be moderate, because by increasing perspiration it retards the flux. Whatever is taken as aliment in this case, ought to be warm.

6. Two things are principally to be regarded *Cure in gene-* with respect to the cure; *viz.* first, to destroy the *ral.* viscidty or lentor of the blood, or lessen its quantity, if there be a plethora; and 2dly, to remove the obstructing cause, or relax the canals thro' which the expected evacuation is to be made.

In all obstructions of the menses, therefore, phlebotomy appears to be necessary. But 'tis generally thought most serviceable when performed in the saphena vein. Cupping-glasses also are thought serviceable, applied with scarification. Such kind of evacuations may be made at any time, during the cure, though they are most efficacious towards the beginning thereof; and especially if used about the stated period of the flux. Nor ought phlebotomy ever to be omitted before the exhibition of the chalybeates; or whatever else increases the velocity or momentum of the blood.

7. Cathartics are proper after phlebotomy; and may be given in the following manner.

*R Pil. fetid. extract. rudij aa ʒj. tartar. vitriol. sal. tartar. aa gr. v. ol. succin. gut. i. syr. de spina cervin. f. pilul. v. pro dosi.*

Or,

*R Pil. ex duob. ʒ B. calomel. ʒ B. borac. sal. volat. succin. aa gr. vj. ol. sabin. gut. ij. f. pilul. n°. 5. sumat ij. hora somni & reliquas diluculo, cum regi-*

E c 3

*mine,*



*mine, semel vel bis in septimana, ad quatuor vel quinque vices.*

8. Or about the time of their expected return,

*R Calomel. gr. xv. conserv. rosar. rubr. q. s. f. pilula b. s. sumend. Et mane sequenti sumat bolum sequent.*

*R Pulv. jalap. sanct. aa ʒj. tartar. vitriol. gr. vj. ol. puleg. gut. ij. syr. de spina cervin. q. s. f. bolus.*

Or,

*R Pil. russi, stomach. cum gum. aa ʒj. resin. jalap. gr. v. borac. sal. succin. volat. aa gr. vj. syr. de spina cervina q. s. f. pilulae no. vj. pro dosi.*

Or,

*R Tinct. sacrae ʒiij. elix. propriet. tinct. castor. myrrh. aa ʒj. aq. hysteric. ʒss. m. f. haustus, mane sumend. Et pro re nata repetend.*

'Tis to be noted, that tho' mercurials are very proper to remove almost all sorts of obstructions, yet they ought not here to be continued so long, or given in such doses, as to raise a ptyalismus, till other medicines have been tried without success.

*In sanguine habits.*

9. In sanguine constitutions, the following purging potion may be of more service than the former.

*R Fol. sen. ʒiij. rad. ellebor. nigr. rad. rhabarb. sem. fanicul. dulc. aa ʒj. sal. tartar. ʒss. coque in aq. puleg. ʒvj. Et colaturæ ʒiij. adde syrup. de spin. cervin. ʒvj. sal. volat. oleos. gut. 40. tinct. castor. ʒj. m.*

If occasion indicate, a calomel bolus may be given antecedent thereto.

*And cachectical habits.*

10. Hysterical persons, or such as are troubled with a *cachexia* and indigestion, cannot well bear repeated cathartics; in which case an emetic may be very useful; and when other medicines have proved unsuccessful in removing these obstructions, that has often answer'd. In athletic constitutions, the *vinum emeticum* may be given in the quantity of six drams; but in those of a more tender habit, the *pulvis rad. ipecacuanb.* is more proper; being taken along with carduus tea, or the like.



11. If the person be pale, cachectic, or of a leucophlegmatic constitution, chalybeates will agree well, being mixed along with proper emmenagogics; but if the patient be sanguine, plethoric, or lively, chalybeates ought to be omitted. This caution being observed, and proper evacuations having preceeded, we may prescribe as follows.

R Pulv. castor. croc. myrrh. borac. tartar. vitriol. sal. chalyb. āa ʒj. f. pulvis, cujus sumat ʒß. mane & sero, cum cochlear. iv. julap. sequent.

R Aq. puleg. cerasor. nig. bryon. c. āa ʒ iij. syr. croci ʒj. tinct. castor. ʒ ij. m. f. julap.

Or,

R Troch. de myrrh. pulv. chalyb. āa ʒß. sal. vol. succin. pulv. zedoariæ, sabin. sal. tartar. extract. croci, āa ʒß. ol. puleg. gut. ij. conserv. rutæ ʒj. syr. artemis. q. s. f. bolus mane & sero sumend. per 15. dies cum cochlear. v. julap. sequent.

R Aq. rutæ, cinnamom. ten. aq. hysteric. āa ʒ iij. syr. chalyb. ʒj. tinct. castor. croci, āa ʒj. m. f. julapium.

13. The following electuary has proved of great service.

R Conserv. rutæ, absinth. roman. āa ʒß. pulv. chalyb. ʒvj. pulv. ari comp. cortic. winteran. castor. croc. myrrh. rad. aristoloch. rotund. borac. āa ʒj. æthiop. mineral. ʒß. syr. è 5 radicib. q. s. f. elect. cujus sumat. q. n. m. minor. ter in die, superbibendo haustulum vini albi lisbon. vel aq. puleg.

14. If pills are more desirable,

R Pulv. myrrh. zedoariæ, castor. croc. borac. gum. ammoniac. sal. tartar. camphor. āa ʒj. sal. chalyb. extract. gentian. ʒij. ol. rutæ, sabinæ, succin. puleg. āa gut. iv. elix. propriet. ʒj. syr. artemis. q. s. f. pilul. n<sup>o</sup>. x. è qualibet ʒj. sumat harum 5. bis in die per mensis unius decursum, superbibendo haustulum aq. hysteric.

15. In those of a sanguine and plethoric constitution, instead of the chalybs, may be substituted



*ellebor. nig.* or at least if steel enters the compositions, there ought also to be added *species hier. picr. aloë, succotrin. gum. ammoniac. &c.* in such quantities as to check the velocity of the blood, which might be too much raised by the *chalybs*. And this method often succeeds when the vessels want to be cleared; which is not to be effected so much by brisk cathartics, as the continued use of deterfive medicines.

16. When the case is but slight, the following drops and apozem may be of service.

*R Tinct. ellebor. nig. tinct. chalyb. āa 3 ij. castor. elix. propriet. āa 3 j. m. sumat gut. 40. ter in die cum cochlear. iv. apozem. sequent.*

*R Rad. valerian. sylvest. rub. tinctur. dictamn. alb. ellebor. nig. āa 3 ℥. coque in aq. fontan. q. s. ad ℥ ij. sub finem coctionis addend. rad. zedoariæ, galang. āa 3 iij. herb. puleg. sabinæ, atriplic. olid. matricar. āa m. j. sem. fœnicul. dulc. contus. 3 iij. dictam. cretic. 3 ij. stent simul per 6 horas, deinde colaturæ adde vin. chalyb. 3 iij. aq. bryon. c. 3 iv. syr. croc. 3 ij. m. f. apozem. de quo bibat etiam cochlear. sex ad libitum, subcalide.*

17. Emmenogogic wines may also be successfully used in order to remove these obstructions.

*R Rad. elleb. nig. chalyb. cum sulph. ppt. āa 3 j. zedoariæ, rad. galang. dictamn. cretic. croc. castor. sal. tartar. āa 3 j. pulv. sabin. 3 ℥. f. pulv. crass. infunde in vin. alb. lisbon. ℥ ij. & colaturæ adde aq. bryon. c. 3 iv. m. sumat cochlear. vj. bis vel ter in die.*

18. After the same manner, and to answer the same intention, medicated ales may likewise be prepared, with *limatur. chalyb. herb. thym. matricar. atrip. olid. sem. dauc. cretic. &c.*

*In weak constitutions.*

19. In weak and hysteric constitutions, which cannot bear repeated purges, clysters may be advantageously substituted for them.

*R Herb. artemis. puleg. atrip. olid. āa m. j. rad. aristol. long. 3 vj. sem. dauci vulgar. 3 ℥. coque in aq.*



*aq. font. q. f. colaturæ ℥ xij. adde terebinth. venet. in vitel. ov. solut. ℥ ℔. ol. succin. junip. spt. terebinth. āā ℥ j. ol. rutæ ℥ ij. m. f. enema injiciend. bis in septimana.*

The clysters may be made more purgative occasionally, by the addition of the *sal. cathartic. amar. elect. lenitiv. syr. de spin. cervin. pil. fætid. &c.*

20. If the canals are block'd up, in order to remove the obstruction, we must have recourse to *When the canals are actually block'd up.* chalybeates or mercurials, which give the blood a greater moment; and if these fail to open the uterine vessels, it may be proper to use such externals as may have an immediate communication with the vessels themselves; as fumes, pessaries, baths, fomentations, and injections. We shall here insert a form of each.

For a vapor or fomentation,

*℞ Pulv. myrrh. ℥ j. rad. zedoariæ, aristoloch. rotund. āā ℥ vj. herb. puleg. artemis. rutæ, thym. sabin. āā m. j. bacc. juniper. laur. āā ℥ ℔: coque in aquæ fontanæ ℔ iv. & colaturæ ℔ iij. adde vin. alb. ℔ ℔. spt. vini camphorat. tinct. castor. elix. propriet. āā ℥ ij. m.*

The patient may use this either by way of fomentation, or vapor, receiving the steam of it hot, thro' a funnel, twice a day. With the same kind of ingredients may be made a *semicupium*, to be used frequently.

21. If a dry fume, or *suffitus* be desired,

*℞ Gum. myrrh. thuris āā ℥ ℔. succin. benzoin. gum. guaiac. styrac. calamit. camphor. āā ℥ ij. lign. aloes, caryophyl. cinnam. castor. āā ℥ j. f. pulv. crassus.*

Two drams hereof being, at one time, thrown upon hot embers, the patient may receive the fume thereof once or twice a day.

22. Pessaries are much commended by some, as being in great repute with the ancients; tho' we seldom meet with them in the present practice.

*℞ Pulv.*



R *Pulv. myrrh. spec. hier. picr. āa* ʒ ij. *pulv. sabin. castor. āa* ʒ j. *mel. opt. q. s. m. f. glans.*

They irritate the fibres, and cause a greater flux of humors to the part.

23. Injections also are proper.

R *Decoct. bord. ʒ viij. tinct. myrrh. ʒ ij. camphor. ʒ j. m. f. injectio, bis in die cum siphone adhibend.*

24. If the patient find no relief from these remedies, it is proposed by some to open a vein in the arm once a month, and take away a proper quantity of blood, to supply the place of the menstrual evacuation, and prevent those ill effects which proceed from a long obstruction, and generally at last prove mortal.

### HYSTERIC PASSION.

#### Definition.

1. **T**HE *hysteric passion* is defined the joint appearance of numerous symptoms in women, which shew that their animal and vital faculties are greatly disorder'd, as proceeding from the attack of several particular causes affecting the brain, heart, and *uterus*; or in other words, giving an irregular motion to the animal spirits.

#### Cure.

2. Besides the particulars formerly mention'd as causes of hypochondriac disorders, the present may be owing to an obstruction of the *menfes*, the cessation thereof, too violent a flux of the *lochia*, an impurity of the blood or juices, the *fluor albus*, obstructions, uneasiness in the uterine vessels, &c.

#### Diagnostics.

3. The paroxysms will in some return monthly, and in others three or four times a year; but most frequently the periods are uncertain, and often seize of a sudden. The person in the fit sometimes lies as dead, then of a sudden the respiration grows thick, short, and difficult; all the *viscera* are observed to have an irregular



lar and convulsive motion, especially about the *thorax*; and a great tumor arises in the throat; idly by some supposed to be the *uterus*, by which the person appears to be almost strangled. This tumor, is more probably said to proceed from the irregular motion of the spirits and juices, causing a plenitude in these parts. During this time, likewise, the extremities are strongly convulsed and contracted, the patient being then possess'd of much more strength than is natural; the pulse is strong and intermitting, the voice hoarse and deep, and sometimes small: the person towards the end of this violent paroxysm, talks wildly, and sometimes obscenely; laughs, or cries, without the least apparent provocation; and when tired out, as it were, with acting this mixed scene, falls again into the other extreme, lies speechless, the pulse weak and low, the eyes closed, the extremities of the body cold, &c. Soon after this, the violent paroxysm returns again; and thus the patient is sometimes held, with intervals, for the space of an hour or two. After the fit is gone off, she complains of an universal foreness, dullness, and dizziness in the head, and presently falling asleep, the paroxysm entirely ceases for this time.

There appears to be a very great affinity between the hypochondriac disease in men, and the hysteric passion in women; excepting that the paroxysm in the former, seldom or never rises to the height it does in the latter. The most dangerous symptom in hypochondriacs, is usually a rising in the throat, which threatens the patient with strangulation; tho' 'tis seldom so observable in men, as it is in women. And instead of the violent compound fits of the hysteric passion, hypochondriacal men have only a very great dread upon their spirits; or a pa-  
nic



nic terror (that is, a terror without a just ground) attended with anxiety. In the intervals of these fits, the head is often cloudy, and a very little business appears greatly to distract the mind: but sometimes the distemper continues fix'd, without any remarkable paroxysms at all; tho' at others 'tis attended with gloomy, desponding fits, of long continuance; wherein the understanding appears to be cloudy or overcast: and these fits are succeeded by those of joy, gladness, and uncommon briskness; all from the like imaginary cause: and thus they succeed each other alternately. Somewhat like which, tho' in a less degree, every one finds in himself during a perfect state of health.

*Prognostics.*

4. These fits of themselves are seldom accounted dangerous: but in those of a plethoric constitution, they prove more violent than in thin habits. When they proceed from a suppression of the *menfes*, and especially if attended with grief, they are both violent, and of long continuance. If they continue to old age, they are often the cause of lunacy; and weaken the nerves so as to occasion a continual panic, or ill-grounded fear; the consequence whereof is almost the same as if the cause were real. Young women generally feel something of this disorder, when they first begin to breed.

*Regimen.*

5. Cheerful company, a good clear air, and the moderate use of wine, are of great importance in the cure of this distemper. In other respects the regimen may be the same with that prescrib'd in hypochondriac disorders. See page 121, &c.

*Cure in the fit.*

6. If the patient be very plethoric, and the convulsive strugglings violent, bleeding is allow'd to be proper, during the paroxysm, tho' it stands condemn'd by some modern physicians.

7. But



7. But whether it be here omitted or not, vinegar, *sal. vol. c. c. spt. sal. armoniac. &c.* may be apply'd to the nostrils, or some drops of *tinct. castor. & sal. volat. oleos.* given in cold water, or any proper vehicle, as *aq. puleg. aq. hysteric. &c.*

Or,

*R Aq. puleg. rutæ, hysteric. āa ʒiij. syr. artemis. ʒiij. sal. vol. oleos. spt. lavend. c. āa ʒiij. laudan. liquid. Sydenham. ʒj. aur. mosaic. ʒiij. m. f. julapium; sumat cochlearia iv. omni hora, durante paroxysmo, ad somnum conciliandum.*

Or,

*R Troch. de myrrh. gum. ammoniac. āa ʒj. aq. puleg. ʒij. hysteric. ʒvj. spt. lavendul. c. tinct. castor. spt. c. c. āa gut. ʒo. sacch. alb. q. s. f. haustus (addendo, si opus fuerit, laud. liquid. gut. 20.) secundâ quâque horâ sumendus, dum fuerit vigil, vel si paroxysmus urgeat.*

8. It will also be proper to anoint the nostrils and temples with *ol. succin. ol. castor. spt. c. c. āa.*

Burnt feathers, brown paper, &c. set on fire, and held fuming under the nose, are vulgarly observed to be of service in recovering the patient from the fit.

9. If the person be young, unmarried, and of a plethoric constitution,

*R Asa fœtid. ʒij. camphor. ʒj. aceti vini albi ʒiv. f. mixtura cujus vapor, dum calida manet, excipiat per os & nares, durante paroxysmo.*

Or,

*R Acet. vini alb. lbss. myrrhæ opt. asa fœtid. āa ʒij. sacchar. saturn. camphor. āa ʒj. m. f. solutio s. a. instar. fotûs ad imum ventrem & pubis regionem, cum pannis linteis applicand.*

9. In the mean time, let a galbanum plaster, with a little *asa fœtida*, be applied to the navel.

10. If the paroxysm continues long, give a dram of *asa fœtida*, dissolv'd in 4 ounces of *aq. puleg.* or *aq. rutæ.*

During



During the fit, the extremities should be kept extended. Ligatures about the joints, and a broad bandage rolled round the belly, are often of service.

A laxative clyster towards the decline of the fit is very proper to be given, especially in strong constitutions.

*To prevent  
a relapse.*

11. Supposing now the patient recover'd and free from the paroxysm, our next endeavour must be to prevent a relapse.

To answer this end, if the patient be brisk, and of a sanguine constitution, fetid and detergent medicines are the most proper. But if of a weak, pale complexion, or leucophlegmatic habit, a mixture of steel with nervous aromatics, and detergent fetids will succeed the best.

In some aged persons, whose nerves are weak, perfumes prove more effectual than fetids; tho' this happens but seldom.

12. Hysterical women cannot bear much purging, upon which account clysters are here often substituted for cathartics. These clysters should always be well charged with anti-hysterics, after the following manner.

*R Rad. aristol. long. ʒ ij. fol. sabine, puleg. āa m. j. myrrb. contus. ʒ j. coque in aq. fontan. q. s. colaturæ ʒ x. adde pilul. fætid. ʒ ij. syr. atriplic. olid. ʒ ij. ol. succin. ʒ β. m. f. enema pro re nata, injiciend.*

13. But when internal purgatives may be applied to advantage, the *tinctura sacra* generally agrees well. Thus,

*R Tinct. sacr. ʒ ijβ. elix. proprietat. ʒ j. m. pro haustu.*

Or,

*R Pil. fætid. ruffi āa gr. xv. sal. vol. succin. pulv. castor. āa gr. v. ol. puleg. gut. ij. syr. de spin. cervin. q. s. f. pilul. n°. vj. quarum capiat duas horâ decubitus, & reliquas mane sequenti.*

Or,

*R Ra-*



℞ *Radic. ellebor. nigr.* ʒj. *rad. rhubarb.* ʒij. *fol. sen.* ʒij. *sal. tartar.* ʒß. *aq. rutæ, puleg.* āa ʒijß. *coque, lento igne, & colaturæ* ʒijß. *adde syr. de spin. cervin.* ʒß. *sal. vol. oleos. tinēt. castor. spt. lavend.* c. āa ʒß. *f. haustus mane sumend. cum regimine.*

Any of these cathartics may be given and repeated once a month, or oftner, if it is thought necessary.

14. If the blood be very viscid, ʒß. or gr. 15. of calomel should be exhibited over night, made into a pill or two with *conf. rutæ*, the cathartic being taken next morning.

In such persons as are ancient and weak, it may be sufficient to use only some such as the following anti-hysterics, omitting all sorts of evacuations, unless they are plainly indicated by costiveness; which too may be otherwise remedied by clysters.

15. The cure both of hysteric and hypochondriac disorders, may be attempted in the following manner. *Cure.*

Proper fetid ingredients to smell to frequently, may be proper in both cases, being mix'd after this manner.

℞ *Gum. galban. asæ fætid.* ʒij. *camphor.* ʒj. *sal. volat. armon. c. c. gum. myrrh.* āa ʒß. *ol. rutæ, puleg.* āa gut. vj. *ol. succin. gut.* 20. *elix. proprietat.* q. s. *ut f. massa in pixid. reponend. & sæpe olfaciend.*

When this mass grows dry, it may again be moistned with tincture of myrrh and oil of amber; and when it has lost of its scent, add more camphire, &c. thereto.

If a liquid be desired for the same purpose,

℞ *Tinēt. asæ fætid. spt. c. c.* āa ʒij. *elix. proprietat. tinēt. castor.* āa ʒj. *ol. succin.* ʒij. *camphor.* ʒß. *m.*

The *ol. succin.* and *camphor.* being here omitted, the drops may be likewise given internally, in the quantity of half a dram, thrice a day; along  
with



with white-wine and water, or peny-royal water, &c.

Some for this purpose use only camphire, and others *asa fætida* alone, which they tie up in a piece of fine muslin, so that it may hang from the neck upon the pit of the stomach.

The *asa fætida* is also taken by the common people, made up into pills.

When the head  
is cloudy.

16. When the head is dull, and the thoughts confused, it may be proper now and then to use the following sternutatory.

℞ *Pulv. tabac.* ʒj. *asarabac.* ʒij. *castor. opt.* ʒj. *ellebor. alb.* ʒß. *m. f. pulvis sternutatorius.*

17. Solutions of the fetid gums are well adapted to all hysterical and hypochondriacal cases, where their nauseousness can be dispensed with.

℞ *Gum. ammoniac.* ʒij. *asa fætida* ʒj. *aq. ceras. nigr. puleg. āa* ʒij. *aq. bryon. c.* ʒij. *f. solutio & colaturæ adde tinct. castor.* ʒij. *sumat coquelearia tria bis vel ter in die.*

In delicate constitutions, when the *asa fætida* proves nauseous in the way of solution, it may be omitted; as may likewise the galbanum in the following, tho' the mixtures would be considerably the better for them.

℞ *Gum. ammon.* ʒij. *galban.* ʒij. *aq. rutæ, cinnam. ten. āa* ʒij. *pæon. c.* ʒij. *f. solutio sumend. ut supra.*

In a cachectic  
habit.

18. Both in hypochondriacal and hysterical cases, where the complexion is pale, the blood poor, its circulation languid, and the patient weak or aged, the following powders may be of great use.

℞ *Pulv. ari comp. chalyb. ppt. āa* ʒß. *troch. de myrrh. gr.* 15. *croc. pulv. gr.* v. *m. f. pulvis pro dosi.*

Or,

℞ *Cor.*



*R Cortic. peruv. gr. 15. sal. chalyb. spec. diamb. rad. serpentar. virgin. āā gr. v. m.*

Or,

*R Rad. cassamun. ellebor. nigr. valerian. sylvest. āā ʒʒ. sal. vol. succin. sal. chalyb. entis vener. pulv. cinnam. āā gr. v. f. pulvis, quem sumat bis vel ter in die cum cochlearib. quatuor julap. sequent.*

*R Aq. ceras. nigr. lactis alex. rutæ āā ʒ ij. stephan. mirab. āā ʒ iʒ. auri mosaic. ʒ j. syr. croc. ʒ j. sal. vol. oleos. ʒ j. spt. lavend. c. ʒ ij. m. f. julapium.*

19. The following pills become very proper, when the return of the fits are frequent.

*R Asa fætid. sem. pæon. atriplic. olid. pulv. myrrh. gum. galban. ammoniac. croc. sal. volat. succin. sal. c. c. pulv. castor. bals. peruvian. āā ʒ j. extract. ellebor. nigr. gentian. āā ʒ ij. ol. rutæ, sabinæ āā gut. x. elix. proprietat. syr. de pæon. simp. āā q. s. f. pilul. n<sup>o</sup>. x. è qualibet ʒ j. sumat 5. bis in die cum cochlearib. iv. vin. medicat. sequent.*

*R Milleped. vivent. ʒ iv. rad. cassamun. valerian. sylvest. radic. pæon. mar. āā ʒ j. rad. serpent. virgin. galang. cinnam. sem. carui, fænicul. d. āā ʒʒ. vin. alb. lisbon. ʒ iv. infunde, pro debito tempore, & colaturæ adde sacchar. albi ʒ iv.*

If the patient be of a sanguine constitution, the aromatics may be left out of the composition, and *rad. ellebor. nigr. & milleped. āā ʒ iij.* used in their stead.

Medicated ales might also be prepared with the like ingredients, to answer the same intention; to which may be added, *sem. dauc. cretic. sem. sinap. radic. raphan. rust. herb. puleg. fl. chamæmel. &c.* and if the patient be leucophlegmatic, *limatur. chalyb.*

21. The following drops may be taken twice or thrice a day, with a glass of wine, in all cases where the blood is poor, and the circulation languid.



R *Elix. proprietat. spt. c. c. tinēt. chalyb. āa*  
*3 ij. tinēt. asa fætid. castor. āa 3 j. m. sumat gut.*  
*30. ter in die, cum haustulo aq. bryon. c. vel vin.*  
*alb.*

21. For the hysteric passion and hypochondriac affection in sanguine constitutions,

R *Conserv. rutæ 3 j. pulv. rad. ellebor. nigr. valerian. sylv. pulv. de guttet. āa 3 ℞. pulv. myrrh. sal. succin. āa gr. v. camphor. gr. vj. asa fætid. gr. iv. ol. puleg. gut. j. syr. atriplic. olid. q. s. f. bolus, sumend. bis in die, vel pro re nata, cum haust. decoct. sequent.*

R *Lign. sassafras. guaiac. āa 3 j. passular. maj. exacin. 3 ij. coque in aq. fontan. q. s. sub finem coctionis addend. rad. raphan. rustic. 3 ℞. sem. dauc. vulgar. contus. bacc. junip. āa 3 iij. cortic. aurantior. 3 ij. herb. rutæ, fl. chamæmel. artemis. atriplic. olid. āa m. ℞. colaturæ ℞ ij. adde aq. bryon. c. 3 iv. sumat 3 iv. ad libitum.*

*In leucophlegmatic habits.*

22. But in leucophlegmatic constitutions, the following bolus and electuary are more proper.

R *Conserv. rorismar. 3 j. gum. myrrh. castor. spec. diamb. croc. sal. chalyb. āa gr. v. ol. nuc. m. gut. j. syr. pæon. comp. q. s. f. bolus, bis in die sumend.*

Or,

R *Pulv. cassamun. valerian. sylv. āa 3 ℞. castor. ent. vener. cinnab. antimon. chalyb. cum sulphur. ppt. āa 3 ij. elect. è bacc. laur. conserv. roris. āa 3 ij. gum. ammon. 3 i℞. pulv. croc. spec. diamb. sal. volat. succin. āa 3 ℞. syr. chalybeat. q. s. f. electuarius, de quo capiat quant. n. m. maj. ter in die superbibendo haustul. vini alb.*

23. Both in hysteric and hypochondriac cases, a gentle emetic taken once a month is of good use; a paregoric being given after the operation. Epispastics and issues sometimes take effect when other things have failed. There can be no certain rule given as to the exhibiting and repeating of opiates in these cases; but it is to be done occasionally,



casionally, or when the symptoms require. When hyfteric disorders proceed from an obstruction of the *menfes*, fetid medicines ought always to be mixed with detergents and purgatives: the latter whereof might occasionally be used and continued in such small doses, as to perform the part of alteratives.

But when the case proceeds not from uterine disorders, evacuants, and especially cathartics, ought to be rarely exhibited.

24. The *cort. peruv.* taken along with the fetid gums has sometimes been found effectual, after other things had failed. When the blood is viscid, the chalybeate waters used along with a clear air, may effect the cure. In hectic constitutions, a milk diet, and the testaceous powders, together with constant exercise, and especially riding in the open air, may be serviceable, when other medicines have been tried to no purpose. See *affectio hypochondriaca*, pag. 322, &c.

## FUROR UTERINUS.

1. **T**HE *furor uterinus* is such a particular *Definition.* complication of hyfterical symptoms, from a turgency or inflammation of the uterine vessels, as forms a species of a *mania*, wherein the patient is præternaturally disposed, or strongly inclined to venery.

2. The signs are often manifest by the gestures *Diagnostics.* of the body, as well as by the discourse.

3. The cause hereof is usually reducible to that *Cause.* of hyfteric disorders. A vigorous and healthy sanguine constitution, high feeding, want of exercise, &c. may dispose to it: too large a dose of cantharides, or the like stimulating medicines, may likewise cause it.

Some time before the paroxysm, the patient often appears silent, sorrowful, with a down-cast



bashful look, and flushing in the face; the pulse and respiration often intermit, and vary from high and strong, to low and weak; and these symptoms are apt to increase. During the paroxysm, the patient bursts out into laughter, then into a fit of crying, wherein tears are plentifully shed. In fine, those who labour under this disorder, appear to be maniacal at intervals, and say and do they know not what.

*Prognostics.*

4. If the symptoms are violent, the paroxysms frequent and of long continuance, and especially if the patient be sanguine, unmarried, and the case originally proceed from a fixed amour, it is difficult of cure, and sometimes degenerates into a continued madness. But if the distemper arises from a suppression of the *menses*, a plethora, or from a too indulgent life, 'tis often remedied.

*Regimen.*

5. The diet should be slender and cooling, the air should be cool, and the exercise moderate.

*Cure in the fit.*

6. During the paroxysm, and especially if any evacuations have been suppressed, bleed directly; and that in a considerable quantity: and afterwards exhibit the following draught.

℞ *Aq. ceras. nig. acet. vin. alb. āā* ʒj. *sacchar. saturn. camphor. āā* ʒss. *sacchar. alb. ʒij. laud. liquid. gut. 40. m. f. haustus.*

Also,

℞ *Aq. fontan. ʒxij. succ. limon. acet. vin. alb. āā* ʒiʒ. *sacchar. alb. q. s. m. bibat pro potu ordinario.*

7. The *tinēt. asa fœtid.* may be given inwardly, and most of the fetid medicines prescribed for hysterical disorders. A galbanum plaster should be applied to the navel; and the following used at proper intervals.

℞ *Oxycrat. ʒss. tinēt. asa fœtid. ʒij. camphor. sacchar. saturn. troch. de myrrh. āā* ʒij. *f. injectio, utatur frigide omni biborio, vel sæpius.*

8. If these fail of success, repeat the opiate; and if the fit still increase, the patient may be ordered



ordered to use the cold bath. Blistering also will sometimes be of service.

9. When the fit is once off, in order to prevent <sup>To prevent a</sup> a return thereof, such evacuations as bleeding <sup>return.</sup> and repeated lenient purgatives, may be successful. A whey diet, together with the use of the cold bath, continued for a month or two, has likewise proved of service. Clysters also have their use; but they ought not to be very stimulating, and should be mixed with fetid hysterics, *sal. prunel. sacchar. saturn. &c.*

10. In sanguine constitutions, the following pills and emulsion may be used to advantage.

*R Gum. asa fetid. camphor. sacchar. saturn. pil. matthæi, sem. hyoscyam. aa 3 iß. terebinth. ven. 3 ij. syr. limon. q. s. f. pilul. n<sup>o</sup>. 8. è qualibet 3 j. sumat iv. bis in die cum haust. emulsion. sequent.*

*R Sem. quatuor frigid. maj. aa 3 ij. amygdal. dulc. excortic. sem. papaver. alb. aa 3 j. decoct. bord. 1b ij. sal. prunel. 3ß. f. emulsio, cui adde syr. limon. 3 ij.*

Or,

*R Spt. nitri d. 3 ij. Spt. c. c. tinct. asa fetid. succin. aa 3 j. sumat gut. 30. ad libitum cum cochlearib. iv. julap. sequent.*

*R Syr. limon. 3 ij. vin. alb. 3 iv. aq. plantag. 3 viij. m.*

11. If it degenerates into a mania, it must be treated accordingly. When it proceeds from an <sup>When from</sup> over-dose of cantharides, emulsions with *gum. ara-cantharides. bic. &c.* being freely drank, together with camphorated medicines, will usually effect the cure.

## CHLOROSIS.

1. **C**hlorosis, or the green-sickness, is defined an <sup>Definition.</sup> obstruction in the uterine vessels of young females, under or about the time of puberty, attended with a visciduity of the juices, paleness, or a



fallow green colour of the face, a difficulty of respiration, and a *nausea*, *pica* or *malacia*. 'Tis otherwise called *febris alba*, *febris amatoria*, *morbis virgineus*, and *iæterus albus*.

*Cause.*

2. It sometimes seems to proceed from an alteration of the fluids about the time that the *menfes* first begin to flow, or from an obstruction thereof; especially when attended with the *fluor albus*. It may also proceed from an obstruction in the viscera, or a sluggish languid motion of the blood, whether natural or acquired by ease, indulgence, or want of exercise; and this, no doubt, is the case, when the distemper happens to those who are too young to suffer any hysteric disorder.

Lastly, 'tis thought it may proceed from a longing desire after some particular person; or the exchange of a single life for that of a married one.

*Diagnostics.*

3. This disease sometimes, tho' rarely, happens to children about eight or nine years of age; but most frequently when they are thirteen or fourteen; and generally continues till the *menfes* appear. 'Tis known by the paleness of the face, or its being livid, green, or of a lead or yellow colour. The face is also often inflated, which is the most conspicuous in the eye-lids, especially after sleep; the thighs, feet, and parts about the ancles, swell and pit towards night, especially when the disorder proceeds from obstructions; the whole body being also lax and soft. There is an universal dulness and indolence, and the patient complains of a tension and weight, especially about the loins and extremities. Upon any brisk motion there is a difficulty of respiration, attended with a tension and pulsation in the temporal arteries, a pain in the head, inflation, and tension of the *hypochondria*, and sometimes a palpitation of the heart. The pulse, generally speaking, is quick and low, a small feverishness attending, together with a nausea or loss of appetite; or else



a desire of eating such things as are unwholesome, as chalk, coals, stones, clay, &c.

4. This disease is seldom dangerous, tho' it often proves of long continuance; but if neglected, violent, proceeding from a suppression of the *menfes*, and attended with the *fluor albus*, it may, in time, bring on weakneses, scirrhoties, and barrenness. When it happens some time before the *menstrua* ought to appear, it is usually cured upon their eruption. If a *fluor albus* comes after the chlorosis is fixed, it is a bad sign; but if before, and it happens upon the stoppage of the *menstrual* flux, it often proves critical. If during the distemper, the *menstrua* flow regularly, 'tis accounted a good sign. *Prognostics.*

5. The air ought to be thin and clear; the diet attenuating, warm, nourishing, and made agreeable to the palate. Constant moderate exercise is very useful, notwithstanding the difficulty and uneasiness that attend it. Sleep ought to be moderate, and taken at a due distance from meals. All passions of the mind, especially those of melancholy and despair, are highly prejudicial. *Regimen.*

6. If the patient be at all plethoric, bleeding will be proper to begin the cure; and this is to be succeeded by proper purgatives mixed with calomel. If the *menfes* are considerably obstructed, or the time of their first appearance seems to be at hand, the cathartics ought to be pretty strong, and given about the expected time, or returns of the periods. In some cases, especially when the patient is young, an emetic succeeds well; being exhibited before purgation. The forms of purgation may be here the same as in an *obstruction of the menfes*; see pag. 411, &c. Those cathartics that are either mixed along with such medicines, or given in such doses as make them act as alterants, or lie a considerable



time in the body before they operate, usually succeed very well. Thus,

℞ *Pil. ruffi* gr. 15. *sal. chalyb.* gr. v. *ol. sabin.* gut. i. f. *pil. n<sup>o</sup>.* iij. *sumat omni nocte* b. s. *ad x.* vel xij. *vices, superbibendo haustul. vin. alb.*

Or,

℞ *Tinct. sacræ* ℥℥. *spt. lavend. c. tinct. castor.* āā ℥℥. *m. sumat ut supra.*

Or,

℞ *Pulv. castor. croc. myrrh. rad. ellebor. nig.* āā ℥j. *gum. ammoniac.* ℥i℥. *sal. chalyb.* ℥iv. *pulv. aloes opt.* ℥ij. *ol. cinnam. gut.* 15. *syr. è 5. radic. q. s. f. pil. x. è qualibet* ℥j. *sumat 5. pro dosi omni nocte superbib. haust. aq. bryon. & puleg. āā.*

Also,

7. ℞ *Elix. propriet. tinct. chalyb.* āā ℥ij. *m. sumat gut. 30. b. s. pro re nata, cum quovis liquore appropriato.*

8. In the intervals of purgation, or after the use thereof, such chalybeate aromatics and emmenogogics as are prescribed in case of the suppression of the *menstrua*, or hysteric disorders, may be exhibited to advantage. See pag. 426, &c.

9. After the use of proper purgatives, for a due time, in the younger sort of females, or such as are of a leucophlegmatic constitution, we may prescribe in the following manner.

℞ *Pulv. chalyb.* ℥℥. *spec. diamb.* ℥ij. *conserv. absinth. rom.* ℥vj. *ol. cinnam. gut.* iij. *syr. croc. q. s. f. electuarium, de quo capiat quantitat. n. m. bis quotidie, superbibendo julap. sequent. ccclear. iv.*

℞ *Aq. ceras. nig.* ℥vj. *bryon. comp.* ℥ij. *syr. è corticib. citri, chalybeat. āā* ℥℥. *spt. lavend. comp. sal. vcl. ol. āā* ℥j. *m. f. julap.*

10. If this disorder is ever unattended with an obstruction of the *mensēs*, such aperient medicines, as were formerly prescribed in case of the jaundice may here be proper: the digestion being strengthened



ned by the use of proper stomachics or aromatic bitters. See pag. 200, &c.

II. When the case proves obstinate, the cold bath, or a course of the chalybeate waters, as those of the *German-spaw*, may be tried; or a proper infusion of the woods in *aq. calcis*, with the addition of a little tincture of steel, drank in the manner of chalybeate waters, will sometimes prove serviceable. Decoctions, or other preparations of the *cortex peruvian.* with the *vin. chalybeat. tinct. ellebor. nig. cinnamom.* &c. being continued for some time, will seldom fail to cure this disorder, where the juices are viscid, and the constitution lax or leucophlegmatic. But when it is attended with the *fluor albus*, it must be treated with regard thereto, as in the following article.

### FLUOR ALBUS.

I. **F**luor albus is a copious and continual flux *Definition.* of a thin matter from the *vagina uteri*, after the manner of the *menfes*, or rather a *gonorrhœa virulenta*.

2. This disorder may proceed from a relaxation of the *lacunæ*, or glands in the *uterus* and *vagina*, which naturally ouze a white viscous matter, but in this case too plentifully. It is sometimes caused by falls, sprains in the back, or an obstruction of the *menfes*. It may also be the effect of the venereal disease, which tho' cured, yet leaves the glands of the *uterus* and *vagina* in a relaxed state; perhaps from the quantity of mercury, or the repeated purgation used in the cure, especially when the body is weak and lax. *Cause.*

3. Full-grown women are troubled with this *Diagnostica.* distemper as well as such as are young. The quantity of the running increases upon violent exercise,



ercise, straining, &c. 'Tis very often white, of a good consistence, and comes away without pain; yet upon long continuance, its colour proves variable, being sometimes white mixed with yellow, and at others of a thin watry consistence, greenish, and inclining to black, sharp, corroding, fetid, and occasioning a heat of urine, and sometimes ulcers. If the flux cease during the time of the *menstrua*, and return again after that is over, the case is commonly deem'd not venereal, but barely the whites. When the running continues long, 'tis apt to cause great weakness, especially in the small of the back, a pale colour in the face, faintness, loss of appetite, nausea, indigestion, sometimes an obstruction of the *menstrua*, at others an immoderate flux thereof; and the *fluor* continuing long in weak constitutions, it sometimes degenerates into a consumption, and proves mortal. 'Tis exceeding difficult to distinguish the several cases of the *fluor albus* from a *gonorrhœa virulenta*. The urine is generally viscid, turbid, slimy, and sometimes appears as if there were small threads or hairs mixed therewith: nor does the sediment separate so freely as in other cases.

*Prognostics.*

4. This disease seldom proves mortal, unless in weak constitutions, when 'tis of long continuance; and so violent as to occasion a dropsy, consumption, a *proidentia uteri*, and ulcers in the urinary parts; or when the flux is sanious, purulent, fetid, or the consequence of the venereal disease. The longer it has remain'd, the more difficult is the cure. 'Tis also of difficult cure, when it proceeds from violent sprains, falls, bruises, &c.

*Regimen.*

5. The diet ought to be nourishing, or much the same with that prescribed in consumptions, and consist of broths boiled with *rasur. c. c. ebor. rad. tormentil. bistort. consolid. maj. conserv. rosar. rub. iethyocol. fl. rosar. rubr. gum. arabic.*



*n. m. macis, cinnamom. &c.* Sago and strengthening gellies, are also of great service in this case, as that of harts-horn, &c. Some every morning drink, with very good success, a quarter of an ounce of ising glass, dissolved in a pint of milk, and sweetned with sugar. Moderate exercise, and a warm and dry air, with the use of a milk diet, often of themselves prove a cure, after other things have failed.

6. Bleeding ought here to be omitted, unless the person be plethoric, or the *menfes* are obstructed; for fear of weakening the patient too much. *Cure in general and particular.*

Purgatives are accounted proper; but 'tis thought that calomel ought not to be given along with them, when the flux is in its infancy, appears but in small quantity, and the case is not venereal.

But when it is of long standing, the matter thin, sanious, and fetid; if there be ulcers in the *uterus*; and particularly if any venereal disorder has preceded, and part of the virulence be supposed still to remain in the body, mercurials ought to take place; and the cure here differs but little from that of the venereal disease it self, only the cathartics should not be so violent, nor the calomel given in such large doses.

7. Emetics of *turpeth. min.* repeated once or twice, to cause a revulsion, are often found of great service, and ought in this case, always to precede the use of restringents, as greatly facilitating the cure. But in weak constitutions, or where the case is not very urgent, *ippecacuanba* may suffice.

8. After proper evacuations, the following bolus may be given to advantage.

*R Pulv. rhubarb. ʒss. conf. fracaſt. ſ. m. ʒj. laud. liquid. gut. x. pulv. cinnam. gum. tragacanth. āā ʒss. ſyr. de meconio q. ſ. f. bolus, omni nocte b. ſ. ſumend, ad iv. vel vj. vices.*

9. In



9. In the intermediate time,

℞ *Conserv. rosar. rubr. mithridat. āa* ʒ℥. *bol. ver. ʒvj. cret. alb. pulv. sang. dracon. terr. japonic. āa* ʒij. *spec. diamb. ʒj. zinzib. ʒ℥. macis, gum. tragacanth. āa* ʒj. *cinnam. ʒ℥. pulv. zedoariæ ʒj. syr. de symphyt. q. s. ut f. electuar. de quo capiat. quantit. n. m. bis quotidie, superbibendo cochlear. v. julap. sequent.*

℞ *Aq. germ. querc. plantag. āa* ʒiv. *mirab. ʒiij. syr. è coral. ʒj. spt. lavendul. comp. ʒ℥. m. f. julap.*

Or,

℞ *Aq. menth. ceras. nigr. āa* ʒiv. *cinnam. fort. ʒiij. syr. de rosis sicc. ʒj. spt. lavend. c. ʒij. m. f. julap.*

10. The following electuary may be taken after the same manner.

℞ *Confect. fracast. s. m. conserv. aurant. theriac. androm. āa* ʒij. *pulv. gum. tragacanth. rad. rhabarb. troch. de carab. pulv. succin. cinnam. āa* ʒj. *gum. arabic. coral. rubr. ppt. c. c. lapid. hæmatit. spec. hyoscyam. āa* ʒi℥. *pulv. alum. rup. ʒj. rad. tormentil. pulv. ʒij. syr. zinzib. q. s. m. f. electuar. de quo capiat quantit. n. m. bis in die, superbibend. haustul. tinct. rosar. rubr.*

11. Or if pills are more agreeable,

℞ *Gum. arabic. ʒij. resin. flav. pulv. cinnam. cret. alb. terr. japonic. sang. dracon. alum. rup. pulv. rhabarb. āa* ʒi℥. *bol. armen. ʒij. terebinth. venet. q. s. f. pilul. x. è qualibet ʒj. sumat 4r, bis vel ter in die superbibend. haustul. vin. rubr.*

Or,

℞ *Pulv. gum. tragacanth. rhabarb āa* ʒij. *croc. mart. astring. mastich. lap. hæmatit. c. c. ppt. coral. rubr. bol. armen. āa* ʒij. *ol. cinnam. gut. x. bals. peruv. ʒj. terebinth. venet. q. s. ut fiat massa de qua formentur pilulæ, scilicet x. è qualibet ʒj. harum deglutiat 5. bis quotidie.*

12. The *terebinth. è cio*, is sometimes given with success in this case; especially if it be continued



tinued for a long time. But the following pills are preferable thereto.

℞ *Pulv. cinnamom. sacchar. albiss. āa ʒss. terebinth. venet. ʒj. pulv. glycyrrhiz. q. s. m. f. pilul. viij. ex ʒj. ʒ sumat v. vel vj. mane ʒ sero.*

13. If troches be desired,

℞ *Coral. rub. terr. japonic. bol. armen. cret. alb. lap. hæmat. c. c. pp. āa ʒss. pulv. gum. arabic. tragacanth. fl. rosar. rubr. āa ʒj. pulv. sacchar. alb. ʒiiss. ol. n. m. caryophyl. cinnam. āa gut. v. mucilag. sem. cydomior. q. s. f. trochisci ʒj. pendentes, quorum teneat unum in ore frequenter, ad libitum.*

14. When the disorder seems to proceed from a wrench or strain, 'tis proper to apply the following plaster to the small of the back. *When from a strain.*

℞ *Emp. oxycroc. ad bern. de miniõ fusc. āa ʒij. ol. succin. ʒj. m. ʒ extende super alutam, formæ oblong. regioni lumborum applicand.*

15. The following liquor may be used for ordinary drink.

℞ *Lign. sassafr. guaiac. āa ʒiv. rad. bistort. tormentil. symphyt. maj. polypod. zedoar. āa ʒiiss. cort. aurant. ʒij. cinnam. zinzib. cort. winter. contus. āa ʒj. coque in cerevis. nov. non fermentat. cong. v. ad cong. iv. colaturæ adde rasur. c. c. ebor. santal. rub. āa ʒiiss. beder. terrest. agrimon. āa m. ij. succ. centinod. burs. pastor. millefol. scabios. āa ʒiiss. passul. solis exacinat. ʒxij. f. cerevis. s. a.*

Or,

℞ *Lign. sassafr. guaiac. āa ʒiv. rasur. c. c. ebor. āa ʒij. santal. rubr. ʒj. coque in aq. calcis q. s. ut sit colatur. cong. j. sumat ʒss. ter in die.*

16. The following has been used with good success.

℞ *Gum. arabic. ʒss. iethyocol. ʒij. conserv. rosar. rub. ʒj. cinnamom. contus. ʒj. lact. vaccin. ʒiiss. coque ad ʒj. ʒ omni mane totum sumat pro jentaculo.*

17. The



17. The following drops may assist in the cure.

R *Tinct. terr. japonic. spt. lavend. c. āa 3 ij. m. fumat gut. xxx. ter in die, cum cyatho vin. rub.*

*In leucophlegmatic habits.*

18. In leucophlegmatic constitutions, where the glands are obstructed, and want to be deterg'd, terebinthinate medicines, and *millepedes*, as in case of the jaundice, should be used, before we proceed to restringents; as also on the intermediate days. But if the things hitherto prescrib'd fail of success; if the case be violent or venereal; or if the glands be ulcerous, a salivation must be tried.

19. When the seat of the *fluor* may be reach'd by externals, the following injection, and *suffitus*, may be of use; and also when there is danger of the parts growing ulcerous; in which case this distemper may prove obstinate.

R *Rad. gentian. aristoloc. long. terr. japonic. āa 3 j. gum. myrrh. 3 ij. fol. sabin. fl. rosar. rubr. āa m. j. coque in decoct. hord. & vin. rubr. āa 3 xij. colaturæ 3 xij. adde mel. rosat. tinct. myrrh. āa 3 ij. m. f. injectio, utatur bis in die subcalide.*

After the use of the injection,

R *Gum. guaiac. mastich. thuris, gum. juniper. benzoin. oliban. āa 3 lb. lign. aloes, fl. rosar. rub. lign. rhod. āa 3 vj. cinnab. nativ. 3 j. f. pulvis crassus, ex cujus 3 ij. fiat suffitus, mane & sero adhibend.*

*When from a bare relaxati-on.*

20. If any running still remains, or where there is a bare relaxation of the parts, unattended with ulcers, or other violent symptoms,

R *Fol. menth. m. ij. flor. balaust. rosar. rubr. āa m. j. cort. granator. 3 j. coque in aq. ferrarior. lb ij. colaturæ lb i lb. adde n. m. caryophyl. zinzib. āa 3 ij. iterum coque ad lb j. cui adde vin. rubr. lb lb. ut f. injectio, sæpe adhibend. vel vapor ejus excipiatur à sella familiari, vel alio commodo modo.*



RELAXATION of the LIGAMENTS  
of the UTERUS.

1. **U**PON the relaxation of the ligaments *Definition.* of the *uterus*, there ensue, or are suppos'd to ensue, three different disorders of the part, *viz.* a bearing down, a *prolapsus*, and a *perversio uteri*.

A *bearing down* of the *uterus*, is its falling into the *vagina*; so that its orifice may either be readily perceived with the finger within, or by the eye, without the *labia vulvæ*.

A *prolapsus uteri*, is its falling quite down, and hanging pendulous without the *labia vulvæ*; but in such a manner, that no more of the inside than the orifice is visible to the eye.

But when the *uterus* falls down thus low, and is at the same time turn'd inside outwards, and hangs pendulous downwards like a fleshy bag, with a rugged unequal surface, the case is call'd a *perversio uteri*.

2. These disorders may proceed from violent *Cause.* motions, falls, vehement coughing, sneezing, a long continuation of the *fluor albus*, &c. especially when women are in years. They appear most frequent in women with child, from the weight that presses and bears hard upon the *uterus*; but especially if the *fœtus* be dead, lies in a wrong posture, or happens to be violently extracted. They may likewise happen, when the *secundines* strongly adhere to the *uterus*, or proceed from moles, and false conceptions; as also from violent throws in time of delivery, &c.

3. A bearing down is known by a great weight *Diagnostics.* pressing towards the *pudendum*, when the person stands upright; the pain is very violent upon sitting



sitting still, or going to stool, especially about the region of the *os pubis*, and *os sacrum*; and this in proportion to the degree of this disorder. The urine comes away with difficulty and smarting pain. A bloody moisture ouzes through the fleshy bag which hangs pendulous without the *vulva*. Lastly, it is to be observed, that tho' a relaxation may happen, in common, to women in all circumstances, yet a true prolapsion seldom appears, and a perversion never, but upon delivery, or immediately after.

*Prognostics.*

4. A common relaxation is seldom dangerous, tho' 'tis most so with women that are with child, and here cured with greater difficulty than in others: sometimes occasioning convulsions, fevers, and death it self. A *prolapsio uteri* is attended with danger, if not soon replaced; the part being very apt to mortify. A *perversio uteri* is much more dangerous for the same reason. The patient being young, and the relaxation recent, the case is reckon'd of easier cure than when otherwise; and the easier if the patient is not pregnant. If there be such a thing as a rupture of the ligaments, the case is deem'd incurable: and lastly, it is so much the worse, as it hinders the person from walking, prevents conception, endangers abortion, and obstructs the menstrual flux.

*Regimen.*

5. The patient ought to avoid all violent motion, indulge rest, and lie supine, especially if she be with child. Coughing, and the like, should, if possible, be prevented. The weight of the child ought to be supported by a large bandage, tied round the *abdomen*. The drink may be red wine and water, mum, spruce-beer, and coffee, &c. The diet should be somewhat austere, of a strengthening nature, and not too liquid.

6. In



6. In case of a simple bearing down, and the person be plethoric, bleed; and especially if any time gone with child. *Cure of the bearing down.*

Restringent injections may afterwards be used to advantage; as,

R *Flor. rosar. rub. balaustior. cortic. granat. āā*  
*3 ij. gum. myrrh. 3 j. infunde & coque in vin. rubr.*  
*3 xij. & colaturæ 3 viij. sint pro injectione.*

7. If the patient be costive, a gentle clyster may also be given; but should not be often repeated without great necessity.

The internals should be of the restraining kind, and deterfives ought to be sparingly used: but if the glands of the *uterus* are foul, and require their assistance, let them be mixed with astringents of the terebinthinous kind. The restringents proper in this case are not materially different from those prescrib'd in the *diarrhœa*, immoderate flux of the hæmorrhoids, vomiting of blood, and *gonorrhœa simplex*, to which we therefore refer.

8. If there be a real prolapsion of the *uterus*, *Prolapsus uteri*, the part should immediately be replaced; and a gentle clyster, if there be occasion, administered.

If the *uterus* be swell'd or inflam'd, a *fotus* of warm red wine may first be used; then with a soft, fine linen rag, it is gently, by degrees, to be replaced; the patient at that time lying supine, with her hips raised somewhat high. After 'tis replaced, the patient must keep her bed for five or six weeks; her hips being continually kept elevated, and the legs somewhat across, and join'd together; during which time, and, if there be occasion, after it, some advise the wearing of a pessary; the most approved kind whereof, is that made of cork, either round or somewhat angular, with a hole in the middle, to give passage to the urine and *menstrua*.



9. When a *prolapsus uteri* seems to be occasion'd by the long continuance of the *fluor albus*, it must be treated with due regard thereto, in the manner formerly mention'd under that head; and particularly the *suffitus* there prescrib'd may be of very great service in this case. See pag. 440. Here likewise, the use of astringents must be continued for some time, along with a decoction of guaiacum wood; or a little of the gum of that wood may be taken in a small quantity, to considerable advantage, every night when the patient goes to rest.

*Perversio uteri.*

10. The *perversio uteri*, as 'tis called, is a very rare case, and there are those who question if it ever happens at all; tho' there is little dispute as to the phenomena; which are much the same as if the case were real. If it should happen, it ought to be replaced as soon as possible, in its natural state, after the manner, and with the cautions abovemention'd: a proper course of astringent medicines being continued, with all the possible advantages of rest and posture, for a considerable time. If this treatment proves unsuccessful, all that we find farther done, is only to contrive a proper bandage for the whole *abdomen*, or a convenient truss, to keep the part in its proper situation, when 'tis replaced; great caution being used, lest by straining, or otherwise, it should again be forced from its seat.

### INFLAMMATION of the UTERUS, VAGINA, &c.

*Definition and cause.*

1. **T**HE *uterus*, *vagina*, or *labia vulvæ*, sometimes happen to be inflamed and tumefied, from an obstruction to the circulation of the blood, in the vessels of those parts; or a rupture, or erosion thereof, proceeding from a *plethora*,



*thora*, a weakness of the parts, or a catching of cold during the time of the menstrual discharge, or from the internal use of cantharides, irritating pessaries, or the like. It may also be caused by hurts or contusions of the parts, hard labours, injuries receiv'd in delivery, the pressure of the *fœtus*, retention of the *lochia*, &c.

2. An inflammation of these parts, is usually *Diagnosics.* attended with a tumor, heat, pain, a suppression of urine, a fever, difficulty of respiration, a vomiting, and the hiccup. If it proceed from an obstruction of the *menfes*, a fetid ichor is usually discharged upon the part; and, upon inspection, sometimes a redness and tumefaction may be observed about the *vagina*, or orifice of the *uterus*. If it proceed from a hard and difficult labour, most of the symptoms beforementioned appear in a greater degree; with a tumor, or inflammation of the whole *abdomen*; upon which convulsions generally succeed, and prove mortal.

3. Inflammations in the external parts of the *Prognostics.* *pudendum*, or *vagina*, are not so dangerous as those of the *uterus* it self; and if they proceed from violent exercise, a *plethora*, &c. less dangerous than when from blows, bruises, and difficult labour, the consequence whereof, if not timely remedied, being either a scirrhus, obstinate tumor, or oftentimes death it self; especially when attended with convulsion, hiccups, coldness of the extremities, cold sweats, &c.

4. A slender and thin diet, of a perspirative *Regimen.* nature, consisting of broths, gruel's, panada, &c. is here thought the most proper. Flesh meat is not to be allowed, or but seldom, and such as is of easy digestion, and boil'd rather than roasted. Exercise is hardly allowable in this case; and the more the patient keeps in bed the better. Too



much sleep is here preferable to too little. Malt liquors are thought improper in this case; and wine is allowable only in small quantities.

*Cure in general and particular.*

5. Bleeding appears to be a proper thing in all inflammations of the *uterus*, and parts adjacent; and the quantity of blood extracted by phlebotomy, may here be somewhat larger than is usually taken away, in case the menstrual flux is at all obstructed.

6. Lenient purges, after the use of phlebotomy, may prove serviceable. So likewise may refrigerating emulsions and ptisans prepared with *gum. arabic. sal. prunel. syr. limon. spt. nitri dulc. &c.* and drank plentifully.

7. In the mean time, injections and lotions are not to be omitted. The following will serve in either capacity.

*R Decoct. bord. ℥ss. gum. arab. ʒss. fol. malv. m. j. coque parum, & colaturæ adde tinctur. myrrh. spt. vin. camphorat. āā ʒj. trochis. alb. rhas. ʒiij. opij. ʒj. m. f. injectio.*

Or,

*R Aq. plantagin. aq. calcis āā ℥ss. mel. rosat. ʒij. m. f. lotio.*

8. Or, if unguents, in their natural form, may be immediately apply'd to the seat of the disorder,

*R Ung. diapomphol. alb. camphorat. desiccativ. rub. tutiæ āā ʒj. camphor. ʒij. opij ʒj. lap. calaminar. ʒss. m. f. unguent. cujus parum parti inflammatae applicetur subinde.*

9. Where there is no excoriation, the following fomentation may prove serviceable.

*R Lact. vaccin. ʒiv. spt. vin. camphorat. tinctur. croc. laudan. liquid. āā ʒss. m. f. fots, cum pannis linteis calide adbibend. pro re nata.*

Or,

*R Acet. vin. alb. spt. vin. camphorat. āā ʒij. opij solut. ʒj. m. f. fots in eundem finem.*

It



It commonly happens in this case, that perspirative remedies are more serviceable, and less dangerous or painful, than those of a repelling nature. For which reason, the fatus's, injections, or the like external forms, should rather be charged with warm ingredients, than such as are barely antiphlogistic, on account of their cooling property.

10. If there be occasion for deterfives; millepedes, and terebinthinate medicines may be used occasionally. But in order to cause a revulsion of humors from the parts, and hasten the cure, it will sometimes be convenient to exhibit an emetic, and repeat it twice or thrice at proper intervals. In case of great uneasiness and want of rest, 'tis proper to give opiates internally, as there shall be occasion.

11. If the disorder proceed from a hard or difficult labour; warm white-wine, or milk with a little spirit of wine, may be injected frequently. But if the *lochia* are stop'd, their flux must be promoted, especially if the obstruction originally gave rise to the disorder, before we can reasonably hope for a cure.

### SCIRRHOUS TUMORS, and CANCEROUS ULCERS in the UTERUS.

1. **A** *Scirrhus tumor* in the *uterus*, is a swelling *Definition.*  
of the glands thereof, whereby their bulk or substance is preternaturally augmented; and if the scirrhus tumors come to suppurate, 'tis generally term'd a *cancerous ulcer*.

2. This may have the same cause, in general, *Cause.*  
as a scirrhusity in the liver, or any other glandulous part: but in particular, it may proceed from a suppression of the *menses* or *lochia*, from

G g 3      moles,



moles, from a hard labour, or violence done to the *uterus*, in extracting the *fœtus*.

*Diagnostics.*

3. The signs of a scirrhus tumor in the *uterus* are, a hardness and resistance in the region thereof; with a sense of weight, as tho' the *uterus* were going to fall down into the *pudendum*; which is chiefly observable when the patient stands upright: but upon sitting or lying, the weight presses the *intestinum rectum*. This generally subsists without a fever, or violent pain; which distinguishes it from an inflammation of the same part. If it proceeds from obstructions, 'tis known by the symptoms that precede or accompany it. If it affects the neck of the *uterus*, 'tis known by that part being increased in bulk, and feeling hard to the touch; and if it has seized the bottom of the *uterus*, it may be felt by pressing the hand upon the region of the *os pubis*. 'Tis distinguished from a *mole*, because in the latter, if the *menfes* flow at all it is very irregularly; the breasts swell, and sometimes contain milk; but in the case of a scirrhus tumor in the *uterus*, if the *menfes* appear, they flow regularly, and at their usual periods; and the breasts are now generally less than ordinary. When this tumor is inclinable to degenerate into a cancer or ulcer, the pain augments, grows acute, sharp and pricking; and if the tumor is in the neck of the *uterus*, appears unequal, not unlike a cluster of grapes, and of a livid, or black colour; the veins surrounding it are blackish, swell'd, and appear as so many roots proceeding from it; and lastly, when it suppurates, or turns into a cancerous ulcer, it ouzes out a sanious matter, of a brown or blackish colour, very fetid, not unfrequently purulent, or mixed with blood; and sometimes, if any of the large vessels should be corroded, such a quantity of blood flows, as endangers the patient's life.

To



To these symptoms may be added a lurking fever, anxiety, nausea, heat in the *pudendum*, sharpness of the urine, &c. It is observable, that these cancers often happen after the time of child-bearing, and that of the *menfes*, is over.

4. All scirrhus tumors are of difficult cure, and *Prognostics.* so much the more as they are large, hard, and of long standing, join'd with a scrophulous constitution. The event of them is always uncertain. Cancers in the *uterus* are said to be incurable, whether in the state of a tumor or ulcers; and the rather on account of the continual discharge of viscid humors upon the part: yet some have lived under scirrhusities and cancers in the *uterus* for a considerable time, and seem'd, at last, to owe their deaths to other causes.

5. A slender diet is here the most proper. All *Regimen.* spirituous liquors, particularly those brewed with malt, are thought to be hurtful. A diet-drink, prepared with the drying woods, is allowed a proper liquor to be drank constantly in this case. The food ought to be light, and easy of digestion; and the exercise moderate.

6. If the patient be plethoric, the *menfes* sup-pressed, or lately gone for good, 'tis proper to *Cure in the state of a tumor.* begin the cure with phlebotomy; and afterwards to exhibit a few lenient purgatives. If detergent medicines are thought of efficacy enough to wear away the obstruction in the glands of the *uterus*, they may be much the same with those prescrib'd in case of the jaundice. If the disorder prove obstinate, it may be very convenient to exhibit two or three emetics of *turpetb. min.* to make a revulsion. And during the use of such means, if the pain is violent, it must be appeased by opiates, given at proper intervals. But if nothing of this kind takes effect, a salivation may be recommended. The better to prepare the body for which, it would be very proper that



the patient should, for several days before, use a *semicupium*, or warm bath of milk and water; for this is supposed to have a power of resolving and softening scirrhus tumors.

*In that of an ulcer.*

7. When the tumor comes to suppuration, and turns to an ulcer, it may be deterged with the following injection.

*R Decoct. bord. ℥j. bals. sulphur. terebintinat. capiv. terebintb. venet. āā ʒ℥. bals. peruv. ʒij. m. f. injectio, bis terve quotidie adhibend.*

Proper cathartics ought in this case to be repeated at due intervals; and upon occasion an emetic of *turpetb. min.* unless a salivation be complied with; which may probably effect the cure: proper regard being had to the ulcer during the time of sputation, and after that is over.

8. The matter of the ulcer sometimes proving highly corrosive, eats away the adjacent blood-vessels of the part; whence a violent hæmorrhage may easily ensue: to stop which, 'tis proper the patient should always have in readiness some such as the following styptic, to be applied with pledgets occasionally.

*R Aq. calc. vin. rub. āā ʒiv. acet. opt. ʒij. vitriol. rom. alum. rup. āā ʒvj. sacchar. saturn. ʒij. m. f. solutio.*

But if this should prove very painful in the application, bolsters dipt in hot oil of turpentine may be used instead thereof.

9. Ulcers frequently seat themselves in the neck, and but seldom at the bottom of the *uterus*; and are very apt to proceed from some venereal cause. All of them are difficult of cure, because of the natural humidity of the part. When they happen at the bottom of the *uterus*, they are not otherwise reached to advantage, than by injections: The proper ingredients whereof, are such as *bals. peruv. bals. sulphur. terebintinat. tinct. myrrh. &c.* But when ulcers happen in the neck of the



the *uterus*, and the matter is sanious, they may be dressed once a day with the following unguent.

R *Liniment. arcae* ʒiʒ. *præcipitat. rub. lævigat. myrrh. rad. aristoloch. long. āā* ʒj. *bals. peruv.* ʒʒ. *m. f. unguent.*

10. And in order to facilitate the cure,

R *Cinnab. antimon.* ʒj. *gum. guaiac.* ʒʒ. *conf. cynosbat. q. s. f. bolus, omni nocte b. s. sumend. per aliquot. septimanas.*

In the mean time turbith vomits, mercurial purgatives, and sudorific diet-drinks, may be used occasionally.

## GANGRENE and MORTIFICATION in the UTERUS.

1. **A** Gangrene of the *uterus* is a beginning Definition.  
mortification either of some part, or of the whole thereof; which when compleat, and the part so mortified, that it has no sensation, is called *sphacelus* or *sideratio*.

2. It may proceed from inflammations, abscesses, Cause.  
*schirrhosity* or ulcers; as also from the *fætus* pressing hard upon the *uterus*, or moles adhering thereto; from the corruption of a dead *fætus*, retention of the secundines, virulent ulcers, venereal disorders, the *fluor albus*, blows, bruises, &c.

3. When a gangrene first begins in the *uterus*, Diagnostics.  
there is a greater heat felt in the part than usual: the pulse is weak and quick; the parts affected at length grow cold, soft, livid and black, like to a dead and corrupted carcase; and when the case is turn'd to a *sphacelation*, they remain without any sense of feeling, either when cut or prick'd with a sharp instrument, whilst a fetid and cadaverous steam exhales from them.

4. A gangrene in the bottom or body of the Prognostics.  
*uterus* is deemed incurable, and generally proves mortal;



mortal ; but when in the neck thereof, or *vagina*, it may be extirpated ; but not the entire *uterus*, with safety, as some have imagined.

*Regimen.*

5. The diet here should be slender, somewhat acid, warm, and stimulating.

*Cure.*

6. Internal medicines are supposed to be but of little force in the cure. However, proper decoctions of the woods may be tried ; together with strong cardiacs and alexipharmics. With these may be joined externally the following injection.

*R Tinct. myrrb. spt. vin. camphorat. mel. ægyptiac. spt. sal. armoniac. āā ʒij. m. f. injectio.*

Pledgets also dipt in this liquor may be applied hot to the part ; which having been scarified, may be dressed with *ung. ægyptiac. bals. sulphur. terebinth. or ol. terebinth.* made warm. Some touch the part with the lunar caustic, others recommend the actual cautery ; and between whiles the following *fotus* may do some service.

7. *R Rad. aristoloch. long. gentian. āā ʒj. fol. absinth. com. nicotian. scord. āā m. ij. sem. urtic. urent. ʒj. coque in aq. fontan. q. s. colaturæ ꝑ̄ iʒ. adde tinct. myrrb. spt. vin. camphorat. spt. sal. armoniac. tinctur. cantbarid. āā ʒ iʒ. m. f. fotus, vel injectio, frequenter calide adbibend.*

But where the thing is practicable, 'tis the surest way immediately to cut out the mortified part ; which has sometimes been done with good success. Tho' much better may be reasonably expected, from taking the bark ; according to a late discovery.

## STERILITY.

*Definition.*

1. **S**terility is such a state of the body, as indisposes it, upon the use of the natural means, to conceive or propagate the species.

*Cause.*

2. The causes of sterility are various ; as the want of a proper age ; a hectic, hydropic, or feverish



verish sickly habit; an obstruction, tumor, callosity, cicatrix, or distortion of the *uterus*; an obstruction or defect of the *menfes*; the *fluor albus*, which by continuing long, may greatly relax the glands of the *uterus*; an inability to retain and cherish the *semen virile*; the *omentum* pressing upon the orifice of the *uterus*, and closing it up; and lastly, a straitness or imperviousness of the *vagina* and *uterus*.

*Sterility* may also proceed from some defect in the male; as a feminal weakness; want of a due erection; virulent or ill cured venereal cases, fast living, a worn out constitution, &c.

3. When a tumor actually appears in the uterine vessels; when the *menfes* are obstructed; when the *fluor albus* has continued long; when the patient is very fat or bulky, and by the use of proper means does not conceive; these symptoms may be esteemed causes or signs of sterility. If the *labia pudendi*, or the entrance of the *vagina*, are closed, it is manifest to the sight; but when the orifice of the *uterus* is shut up, 'tis more difficult to be known, while the patient is very young, till about the time of menstruation; upon which, great pain and heaviness are felt in the uterine vessels, occasion'd by the detention of the matter of the menstrual flux; the abdomen swells, the patient becomes sickly; and sometimes a tumor is form'd in the cavity of the *uterus*. The other signs or causes of sterility may best be known by proper inquiry from the person concern'd; compar'd with what may be learnt by inspection. Diagnostics.

4. 'Tis very unsafe to prognosticate a future sterility from one that is present; even tho' there be a total obstruction of the *menfes*, or a long continued *fluor albus*, &c. But if once we are certain that it happens on account of ulcers, callosities, &c. in the parts, it may not be rash to say that conception is impracticable, till those are removed. When there Prognostics.



there is a total want of erection, or of *semen* on the side of the male, generation is on all hands declared impossible; and the case generally thought incurable. When the *vagina* is naturally imperforated, as sometimes happens in new-born children, it proves mortal in a few days time, without the manual operation; upon account of the detention of the urine. If the *uterus* be naturally closed with a membrane, it may be of ill consequence, unless cut away before matrimony, or the first eruption of the *menfes*. Callosities also and tumors of the parts are dangerous; and often attended with bad circumstances.

*Regimen.*

5. Where sterility seems owing to any particular distemper, the regimen to be observ'd must have regard thereto. But when it happens thro' a seminal weakness, or want of erection, the diet should be nourishing, subastringent, easy of digestion, and moderately seasoned. Strong broths, gellies, sago, &c. are here thought proper. The exercise should be moderate; the air clear and cool; the sleep not over-much; and great moderation should be used, for some time, in the conjugal affair.

*Cure in general.*

6. Preparatory to the general cure of sterility, 'tis proper to use evacuations, unless any particular symptom forbid them; such as phlebotomy, lenient purgatives, and a gentle emetic, especially if the person be plethoric, or cacochymic; because most of the medicines to be prescribed, in this case, being aromatic, or highly nourishing, they may otherwise bring on inflammatory disorders, as the pleurisy, *peripneumonia*, &c.

7. After due evacuations,

*R* Rad. satyr. eryng. condit. āā ʒj. pulv. cinnamom. sem. fœnicul. dulc. zinzib. condit. āā ʒß. rad. contrayerv. radic. angelic. hispanic. macis āā ʒj. troch. viper. ʒj. succ. kerm. ʒvj. tinct. cantharid. ʒß. syr. caryophyl. q. s. f. electuarius, cujus sumat quantitat.

n, m,



*n. m. major. omni nocte, summo mane, & hora 5<sup>ta</sup>  
p. m. superbibend. cochlear. iij. vini sequentis.*

*R Vin. canarin. ℥ iv. caryophyl. n. m. piper. long.  
sem. cardamom. minor. rad. serpentar. virgin. cocci-  
nel. āa 3 i℥. syr. è corticib. citri 3 iv. m.*

Or,

8. *R Conserv. flavend. aurant. 3j. theriac. an-  
drom. confect. alkerm. āa 3 ℥. spec. diamb. cortic.  
winteran. pulv. croc. sem. cardamom. min. pulv. ca-  
rui, n. m. serpent. virgin. caryophyl. aromatic. āa  
3j. carn. viper. 3j. syr. balsamic. q. s. f. electuari-  
um, cujus sumat quant. n. m. ter in die superbibend.  
cochlear. iv. infusion. sequent.*

*R Pulv. cinnam. 3j. sem. fœnicul. dulc. contus. fl.  
lavendul. āa 3 ℥. rad. angelic. hispan. zinzib. contra-  
yeru. macis, coccinel. āa 3 i℥. vin. canarin. ℥ iv. infun-  
de s. a. & colaturæ adde syr. croc. caryophyl. āa 3 ij.*

9. If boluses are desired,

*R Pulv. croc. spec. diamb. rad. contrayeru. āa gr.  
v. ol. cinnamom. gut. ij. confect. alkerm. q. s. f. bolus.*

Or,

*R Rad. angelic. hispanic. pulv. cinnam. castor.  
sal. viper. āa gr. v. mithridat. 3 ij. ol. n. m. gut. ij.  
syr. caryophyl. q. s. m. f. bolus.*

Or,

*R Rad. serpent. virgin. spec. dianthūs, pulv. ca-  
rui, n. m. āa gr. v. ol. caryophyl. gut. i. theriac. an-  
drom. 3 ij. syr. è corticib. citri q. s. f. bolus.*

Or,

*R Coccinel. zinzib. pulv. lign. aloes, caryophyl. ma-  
cis āa gr. iv. ol. fœnicul. gut. ij. bals. peruv. gut. iv. con-  
serv. aurant. 3 ij. syr. croci q. s. f. bolus, quem sumat  
omni nocte, & summo mane, ad quindecim vices, cum  
cochlear. aliquot vin. canarin. vel haust. sequent.*

*R Aq. ceras. nigr. 3 ij. mirab. 3 vj. syr. è cortic.  
citri 3 vj. tinct. cantharid. gut. iij. m. f. haustus.*

Also,

10. *R Spt. hormin. croc. castor. tinct. cantharid.  
āa 3 j. m. sumat gut. x. bis in die, è quovis vehi-  
culo appropriat.*

Or,



Or,

℞ *Tinct. croc. sal. volat. oleos. tinct. castor. cantharid.* āa ʒ j. m. *sumat ut supra, cum cochlear. iv. julap. sequent.*

℞ *Aq. ceras. nigr. menth. lact. alex.* āa ʒ iv. *aq. cinnam. fort. epidem. mirab.* āa ʒ ij. *spt. lavend. c. spt. croc.* āa ʒ ij. *syr. è cortic. citri* ʒ iʒ. m. f. *julapium.*

11. The following powder may answer the same intention, without the assistance of cantharides.

℞ *Bals. toltan. gum. styrac. fl. lavendul.* āa ʒ ʒ. *carn. viper. pulv.* ʒ ij. *pulv. cinnam.* ʒ iij. *cort. winteran.* ʒ ij. *pulv. croc. castor. galang. sem. fœnicul. dulc. carui* āa ʒ iʒ. *fl. benzoin. rad. zinzib. piper. long. contrayerv. sem. cardam. min. spec. diamb. dianth. caryophyl. n. m. macis,* āa ʒ j. m. f. *pulvis cujus dosis sit* ʒ j. *bis in die, cum aliquo liquore appropriat.*

12. If lozenges are more agreeable,

℞ *Pulv. aromatic. præcedent. succ. kerm. sacchar. albi* āa ʒ ij. *spir. lavend. c.* ʒ ʒ. *mucilag. gummi tragacanth. q. s. f. troch. parv. s. a. quorum teneat unum in ore frequenter.*

13. The following tincture is excellent.

℞ *Rad. angelic. hispanic. contrayerv. serpentar. virgin. zinzib. capsul. siliquos, sem. cardamom. min.* āa ʒ vj. *n. m. caryophyl.* āa ʒ iij. *macis, coccinel.* āa ʒ iʒ. *spt. hormin. lavend. comp. castor. croci* āa ʒ j. *digere s. a.*

℞ *Hujus tinctura* ʒ ʒ. *tinct. cantharid.* ʒ j. m. *sumat gut. xij. bis vel ter in die.*

14. Some patients may be induced to take a glass of the following clear, grateful water, who will not so readily comply with other forms.

℞ *Rad. angelic. hispan. galang. min. ireos florent. rad. raphan. rustic. dracontij* āa ʒ ij. *herb. hormin. meliss. āa m. vj. fl. lavendul. m. iv. sem. fœnicul. dulc. carui, cardamom. maj. castor. croc. cinnamom. āa* ʒ j. *bacc. junip.* ʒ ij. *caryophyl. n. m.* āa ʒ ʒ. *spt. vin. gallici opt. cong. ij. aq. fontan. q. s. distillantur*



*distillentur cong. ij. quibus adde sacchar. alb. ad gratiam conciliand.*

15. The cantharides in the foregoing prescriptions, may either be omitted, or their quantity diminished, or augmented, as the case requires; the dose of them here being adapted to ordinary cases: but if they should at any time cause a dysury, or strangury, they are directly to be laid aside, and *gum. arabic.* to be added to the broths, emulsions, &c. made use of.

16. Perfumes are here purposely omitted, because they disagree with most constitutions; but where they are grateful, musk, civet, or the essence of ambergrease may be added to the compositions.

17. Where there is a sufficient erection, and only the *semen* is wanting, all stimulating and aromatic medicines are to be omitted, and the cure attempted with proper balsamics, and a nourishing diet; which should, in this case, always be ordered along with the cardiacs and stimulating medicines.

18. During the use of internals, we must not omit externals.

*R Ung. martiat. ʒ ij. ol. n. m. per express. ʒ ij. tinct. castor. ʒ ss. m. f. liniment. cum quo inungatur pudendum subinde.*

Or,

*R Ung. nervin. ʒ ij. ol. macis per express. ʒ iss. bals. peruvian. ʒ ij. ol. lavendul. chym. caryophyl. rhodii aa gut. iv. m. in eundem usum.*

Or,

*R Ol. palmæ ʒ ij. ol. majoran. origan. cymin. menth. aa gut. v. tinct. castor. ʒ ss. m.*

If the liniments are desired yet more stimulating, to any of the abovemention'd may be added *tinct. cantharid. ʒ iss. vel ʒ ij. occasionally.*

19. Pessaries for the same purpose may be prepared as follows, and used as occasion shall require.

*R Mel.*



℞ *Mel. opt.* ʒ ℞. *pulv. n. m. castor. caryophyl. āa* ʒj. *pulv. fol. laur. q. s. f. glans debitæ formæ, sub-*  
*datur* & *detineatur per duas vel tres horas, sub*  
*noctem.*

Or,

℞ *Mitbrid.* ʒ vj. *pulv. sal. mentb. q. s. m. in eun-*  
*dem finem.*

20. But as this ancient form is almost abolish'd, instead thereof may be conveniently used such an injection as the following.

℞ *Caryophyl. aromatic. n. m. zinzib. rad. angelic. hispanic. āa* ʒj. *lign. aloes, macis, sem. cardamom. āa* ʒj. *fol. mentb. m. j. infunde in vin. alb. ℞j. co-*  
*que lento igne in vase clauso ad ʒ xij. & colaturæ*  
*injiciantur ʒ ij. tepide omni nocte b. s.*

21. When the parts abound with moisture, restringent or aromatic fumigations may be used to advantage, as in case of the *fluor albus*; the ingredients proper for this purpose are *styrax calamit. cort. caryophyl. pulv. n. m. castor. zinzib. rad. angelic. hispanic. caryophyl. aromat. galang. &c.*

22. Where other things have failed, the cold bath has been found of service; especially in leucophlegmatic constitutions. A journey to *Bath, Tunbridge, &c.* with a course of waters, has also been attended with success.

So much for the cure of sterility in general.

Occult sterility.

23. There is a certain occult species of sterility, that cannot safely be attributed to the causes before assigned, or to any particular cause at all. Sometimes no manner of defect is discoverable, on the side either of the male or female; and yet they shall, against their wills, remain without issue. This has given occasion for very odd conjectures; as to the possible cause of sterility; when neither party appears to be in fault. Some have recourse to incantation for this purpose; and amulets, charms, and magic



magic rites are prescribed for the cure. External remedies have been used in all ages, for relief in this case; and where the notion of their virtue is strong, it may not be amiss to comply therewith. The following ingredients, being sewed up in a proper *cestus*, may be wore about the waste, at the same time that well adapted medicines are taken internally.

℞ *Rad. eryng. zedoar. dictam. alb. ireos florent. āā ʒß. rad. contrayerb. zinzib. āā ʒij. herb. menth. major. bormin. āā m. ß. sem. coriand. caryophyl. piper. long. fl. anthos, cort. aurant. santal. citrin. castor. opt. croci, sal. vol. armoniac. āā ʒj. m. f. pulvis crassus serico inferend. ℞ pro cingulo gestand.*

Or,

℞ *Rad. angelic. hispan. galang. minor. satyrij āā ʒß. herb. meliss. scord. lavendul. āā m. ß. gum. benzoin. sal. volat. armon. sem. cardamom. min. n. m. lign. aloes, gum. styrac. cort. limon. āā ʒij. m. in eundem finem.*

If the *cestus* be desired more stimulating, add *cantharid. ʒij. misch. zibeth. ℞ ambræ gris. āā ʒß.* where perfumes are agreeable.

24. If the patient appears to be leucophlegmatic, 'tis proper to mix chalybeates along with the stimulating aromatics made use of. *In leucophlegmatic habits.*

If the *uterus* be indisposed thro' weakness, relaxation, or the *fluor albus*, to retain the *semen*, proper astringent fomentations, or fumigations, may prove serviceable; being used as in the *fluor albus*. *Indispositions of the uterus, &c.*


When the case appears to proceed from the venereal taint, an obstruction of the *menstrua*, ulcers, callosities, &c. a due regard must be had thereto, before any cure can reasonably be expected. *From the venereal taint, &c.*

25. When the *labia vulvæ* grow together, they are to be cautiously separated by incision, and the sides kept asunder for some time, by rags



dipt in a proper unguent. And if the mouth of the *uterus* is closed, a proper *canula*, or pessary of cork, cas'd over with wax, might be introduced to keep it open.

When the *vagina*, or *uterus*, happens to be distorted ; when the persons concern'd are over-fat, unweildy, or the like ; such cases must be remedied by a proper regimen, posture and bandage, suited to the cause respectively.



## S E C T. II.

### DISORDERS OF PREGNANT WOMEN.

*Temporary diseases attending pregnancy.*

1. **W**HEN a woman becomes pregnant, or hath actually conceived, various symptoms are apt to follow ; all which may be consider'd as so many temporary diseases.

2. If the conjugal act hath been performed with advantageous circumstances, and some days after a small pain is perceived about the navel, attended with some gentle commotions in the bottom of the *abdomen* ; if within one, two, three, or even four months after, but especially if within the first or second, the *menfes* cease to flow, as it were spontaneously, or prove much less in quantity than usual, without any apparent cause, there is a great probability that the woman has actually conceived, and upon the first failure of this kind, she begins to count the series of her weeks, without taking notice of the time before elapsed. After this, or between the second and third month, but generally about the third, the motions of the *embryo* become perceptible to the mother ; who is then often troubled with a *nausea*, vomiting, loathing, longing, or a craving for uncommon things,



things, or for large quantities of such as are common. About this time, or not long after the total suppression of the *menfes*, the breasts begin to swell, grow hard, painful, and contain a little milk. The nipples also become larger, firmer, and darker colour'd; a yellowish livid circle appearing about them. The eyes seem sunk and hollow, with the whites dull and thickish. During the two first months of pregnancy, the woman grows thinner and smaller; the *abdomen* also being depress'd; tho' it afterwards distends, and grows gradually larger. 'Tis reckon'd a sure diagnostic of pregnancy, if, upon examination, the orifice of the *uterus* proves to be exactly closed; while the body thereof is equally distended, in proportion to the time elapsed, from the first suppression of the menstrual flux; but especially if the neck of the *uterus* feels prominent, and pointed like the stalk end of a pear, but flattens gradually, and at length subsides, or, as it were, becomes one with the round body of the *uterus* it self; tho' this will not happen till near the time of delivery. There are no certain signs to inform us, whether a woman goes with a boy or a girl; only the former is said to be more restless in his confinement than the latter. Nor will every one venture his reputation, by pretending to say, whether a woman goes with more than one child; but some form a judgment hereof from the uncommon magnitude of the *abdomen*, when there is no dropsy suspected; from a depress'd line, which they say is discoverable along the middle of the *abdomen*, with a prominence on each side thereof; especially if the woman feels various motions on both sides of her.



3. 'Tis usual for women to have a difficult labour of their first child ; and especially if they are past their youth. The bearing of many children, and particularly if it be without considerable intervals, subjects women to the hysteric disease, or a consumption ; and the more so, if they are of a weak constitution. Twins occasion more danger and difficulty, than a single birth. Unnatural labours are usually attended with danger ; which always rises in proportion to the violence of the preceding, present, and subsequent symptoms.

*The regimen to  
be observed during  
pregnancy.*

4. During the time of pregnancy, every thing that might any way prove offensive, as all disagreeable sights, smells, &c. ought to be carefully avoided. The air, if possible, should neither be too hot nor cold ; but mild and cool, clear and refreshing. Red wine is thought a proper liquor at this time ; especially in case of *nausea* and vomiting. Particular regard must be had to gratify the longing of pregnant women, for the safety both of the child and the mother. The food, in general, should be light, and easy of digestion ; but in case any uncommon, or even extravagant thing should be eagerly craved for, it must be allowed ; a denial thereof having been found of dangerous consequence. Rest and sleep are to be indulged ; and the exercise, or motion, should upon no account be violent ; especially for the first two or three months after conception, to prevent miscarriage ; as also towards the time of delivery, that the labour may not be render'd difficult and dangerous, by a wrong situation of the child. The passions of the mind, as anger, heat, surprize and joy, should be kept under due regulation, and never suffer'd to rise too high ; because they in that case frequently endanger a miscarriage. If the mother be sanguine, or at all subject to inflammatory



matory distempers, it may be very proper, now and then, to breathe a vein, during the time of pregnancy; but especially soon after conception, or the total obstruction of the *menfes*; and again, about the sixth or seventh month.

We come now to consider the more violent disorders or symptoms, that attend women during their pregnancy: and first,

A VOMITING and NAUSEA.

5. A vomiting and *nausea* generally happen to pregnant women, from a suppression of the *menfes*, or the growth of the *fœtus*: whence it comes to compress the *abdomen*, stomach, and parts adjacent. These symptoms appear soon after conception, and generally continue till the third or fourth month; about which time they cease. Upon this the mother recovers her appetite, as also her colour, which before was faded. But sometimes these symptoms remain during the whole time of pregnancy, and increase towards the end thereof; which is a sign that the child lies high.

*The more violent disorders attending pregnancy.*

From the time of conception, till about the third or fourth month, this disorder is not accounted dangerous; but if frequent and violent after that time, 'tis thought it may chance to cause abortion. When it proceeds from the high situation of the child, it sometimes remains till the time of delivery. The hiccup attending this case, sometimes proves of bad consequence.

Acids, as the *succus limon. acet. vin. alb. &c.* may be moderately used along with what is drank. The patient should eat little at a time, and often. The food should be light and easy of digestion.

If the person be plethoric, bleeding may be proper; especially if the vomiting continue after the third or fourth month. Also, at any time of



pregnancy, 50 drops of *spt. lavend. comp.* may be given in a glass of wine, or other proper liquid. If the reaching be so violent, as to disturb rest in the night-time, a gentle opiate may be given, along with some proper stomachics: The anti-emetic mixture of *sal. absinth.* and *succ. limon.* may be taken in the quantity of half a spoonful now and then. Cardiac julaps, electuaries, &c. have here their use. The *emp. stomachic. magist.* may likewise be applied to the stomach. If the person be costive, exhibit a gentle cathartic occasionally; and if the symptoms still continue violent, proceed as in case of a common vomiting.

## LONGINGS.

6. When the mother longs for any particular thing, she appears pensive, dejected, and restless; upon being ask'd the meaning thereof, she generally confesses it, and often of her own accord. If what is thus long'd for can be had, 'tis proper to procure it immediately; which, when offer'd, is generally devour'd with great greediness.

## SYNCOPE and FAINTINGS.

7. Pregnant women are frequently subject to a *syncope*, faintness, or lowness of spirits, attended with a weak pulse, and a languid circulation. At these times they commonly fall into a cold sweat, visible upon their faces, grow pale, have a tremor upon the nerves, feel a sinking at the heart, pain at the stomach, &c. These symptoms may happen at any time during their pregnancy; but most frequently about the fourth and seventh months. They are seldom of bad consequence, unless frequent, violent, and of long continuance; and then they may endanger abortion. A *syncope* from surprizes, frequently occasions a miscarriage.

If



If the person be plethoric, and subject to a *syncope*, it is proper to bleed; as also if it happens from a surprize. Drops of *tinct. croc. sal. volat. oleos. &c.* should here be taken in wine, water, or any proper cordial; and upon occasion, a cardiac, or paregoric draught should be given; as being here often of service, especially in case of a surprize. During the paroxysm, proper means must be used to bring her out of it; as by applying volatile salts, &c. to the nose. The air must be temperate and clear. The cure is to be attempted in the manner formerly described. See pag. 116, &c.

## DIARRHOEA.

8. A *diarrhœa* sometimes happening to women with child, causes great weakness, and endangers abortion. Sometimes the *diarrhœa* is simple, and not attended with much pain; but if join'd either with a *lienteria*, *dysentery*, or *tenesmus*, it comes indifferently at any time of pregnancy; especially about the last months, after a surprize, or errors committed in the non-naturals.

The following mixture may be of immediate service in this case.

R *Aq. cinnamom. ten. ʒvj. cinnamom. fort. ʒij. confect. fracaſtor. ʒß. bol. armen. coral. rub. āa ʒij. terr. japon. ʒj. ſpt. vitriol. q. ſ. aciditatem conciliand. m. ſumat cochlear. iv. poſt ſingulas dejectiones liquidas, agitato prius vaſe.*

In other reſpects this caſe may be treated as a common *diarrhœa*. See pag. 205, &c.

## COSTIVENESS.

9. The *fœtus* compréſſing the inteſtines, is apt to occasion a coſtiveness in the mother, eſpecially towards the end of the reckoning. This is ſeldom of ill conſequence, and does not en-



*Disorders attending Pregnancy.* PART II.

endanger abortion, except when 'tis of that continuance as to cause pains in the head, colical symptoms, the iliac passion, &c.

If the excrements are harden'd in the intestines, a gentle clyster of mutton-broth, &c. may be given occasionally.

Or,

*R Pulv. cassiæ fistul. ʒ ij. pulv. rhabarb. ʒ ij. cremor. tartar. ʒ ʒ. ol. anis. gut. iv. syr. rosar. solutiv. q. s. f. electuarius, sumat quant. n. m. omni nocte b. s. vel sæpius, si res postulat.*

Or,

*R Pil. ruffi. extract. rad. āa ʒ ʒ. m. f. pilul. x. quarum capiat ij. vel iij. pro re nata.*

## SWELLING and PAIN in the BREASTS.

10. A larger quantity of blood and *lymp̄ha* being brought to the breasts in the time of pregnancy, occasion them to grow turgid, and sometimes painful; especially soon after the disappearance of the *men̄ses*; or while the *fætus* is small, and requires but little nourishment. At this time also the breasts appear to contain a small quantity of a thin, serous milk. After a few months, when the *fætus* is grown larger, the hardness and pain go off; the breasts increase in bulk; and the milk becomes more concocted, white and perfect. The pain and swelling of the breasts in this case are seldom of any ill consequence, being, if moderate, no more than natural: but in case, the breasts should suppurate and break, some danger may be apprehended; especially in plethoric, or cacochymic habits of body. The mother in these cases should be careful not to lace herself any thing tight. If there be a *plethora*, and the symptoms continue after the third or fourth month, 'twill be proper to breathe a vein. A gentle lenient purgative may also be of use; if the pain seems at all fix'd.

And



And by this means the symptoms will either vanish, or degenerate into other disorders; and in that case must be treated accordingly.

PAIN in the BACK, LOINS, and HIPS.

11. The weight and pressure of the *fœtus*, together with the distention of the ligaments, are very apt to cause a heavy, painful sensation in the small of the back, hips and loins; especially when the *fœtus* is large, or after the use of any violent motion. This pain usually proves more severe when a woman goes with her first child than afterwards. When it happens naturally, or without any strain, or other external injury, 'tis never dangerous; but when from violent motion, or the like, it may cause abortion, and even prove mortal; if attended with a fever, a vomiting, the hiccup, &c. Rest, in this case, ought to be indulged; and when it proceeds from external injuries, the patient shou'd be confin'd to her bed. Bleeding, soon after the injury was receiv'd, may greatly conduce to the cure: and, if there be occasion, a gentle perspirative may be exhibited to advantage. A strengthening plaster should be apply'd to the region of the loins; and in case of restlessness, opiates may be given occasionally. But when the pain proceeds merely from the weight or pressure of the *fœtus*, the *abdomen* ought to be supported and kept up by a proper bandage, or large swathe, fitted for the purpose. And if the person be plethoric, 'tis proper to breathe a vein.

SWELLING of the LEGS and THIGHS.

12. During the time of pregnancy, the legs and thighs of the woman are apt to swell, especially towards the close of the day. This symptom is suppos'd to proceed from an obstruction



struction to the return of the venal blood back to the heart, caused by the pressure of the *fetus* against the vessels ; whence tumors and *varices* may arise therein ; and if the distention be violent, pain must necessarily ensue. A swelling happens the readier in these parts, because they are dependant ; because the circulation is but languid towards the extremities of the body ; and because that a *plethora* is induced by the stoppage of the *menfes*. These swellings being thus occasion'd, usually prove œdematous, or pit upon the pressure of the finger. This symptom generally happens in the last months of pregnancy ; the leucophlegmatic, sanguine, and such as walk much, or use violent exercise, being the more subject thereto. It seldom proves of ill consequence, and always ceases after delivery. The regimen and diet in this case, must be suited to the constitution, whether leucophlegmatic or sanguine : in the former, it should be warm and nourishing ; but in the latter, thin and cooling. In case of a sanguine, or plethoric habit, phlebotomy may be proper. The legs should be placed in an horizontal posture, as frequently as possible : and if the swelling prove very considerable, warm fomentations, prepared with *oxycrat. vin. rub. flor. melilot. sambuc. absinth. vulg. fol. laur. majoran. flor. lavend. &c.* may be prescribed. If *varices*, or any particular knots or distentions of the veins appear, let proper bandages be applied, first moisten'd with red wine ; and roll them from below upwards upon the legs ; or upon occasion, order the use of strait stockings, to be laced tight occasionally.



DROPSY in the UTERUS and OEDEMATOUS  
TUMORS in the LABIA PUDENDI.

13. It sometimes happens that during the time of pregnancy, there is a collection of a watry humor found in some particular membranes, distinct from what immediately includes the *fœtus*; and this is call'd a dropsy of the *uterus*. And sometimes likewise an œdematous tumor will form it self in the *labia pudendi*, from an aqueous or serous humor deposited upon the parts. This frequently happens when the woman is dropfical, or of a leucophlegmatic habit; when the *fœtus* presses so hard upon the abdomen and bladder, as to hinder the free exclusion of the urine, or cause a rupture of some lymphæducts; or, lastly, when any external injury has been received upon the parts themselves. When the *labia vulvæ* are thus tumefied, they appear white, are soft, and as it were somewhat transparent; tho' the tumor is rarely painful, except it was caused by external injuries. The parts sink in, or pit upon pressure; and are also very apt to itch; and sometimes they swell to such a magnitude, that the patient cannot well stand erect. In case of the dropsy in the *uterus*, the abdomen will be swelled preternaturally, and beyond what the time of pregnancy, or growth of the *fœtus* requires; and generally a swelling of the *labia vulvæ* attends a dropsy in the *uterus*. Such cases may prove of ill consequence, by straitning the passage in the time of delivery. A true uterine dropsy is rare; and when it does happen, the water thereof commonly breaks away before the birth. The regimen in these cases should be the same with that prescrib'd for the dropsy. Strong or forcing diuretics, and violent purgatives, ought by all means to be here avoided, for fear of causing abortion. A decoction of the woods may perhaps be



be used to great advantage as common drink. And in general, the case may be treated as the *anasarca*; due regard being had not to cause any great commotion in the body. Issues are often of service; being cut towards the beginning of the disorder. The *labia vulvæ* have also been sometimes scarified with success; when the swelling was great, and a large quantity of serum contain'd therein. Sometimes a mere dropsy in the *uterus* has been mistaken for pregnancy; as being attended with a suppression of the *menfes*; and some other of the usual symptoms: but it may usually be distinguished therefrom by the softness, and the want of turgency and milk in the breasts.

#### BEARING-DOWN of the MATRIX.

14. Sometimes from a low situation of the *fæ-tus*, the mother perceives a great weight at the bottom of the abdomen, or has the sensation of a bearing-down, or pressure upon the neck of the *uterus*; and this may happen to be so great, as to hinder the person from walking, without considerable pain and difficulty. This case also may either proceed from, or be made worse, by the *fluor albus*, falls, or the like external injuries; an uncommon magnitude of the *fæ-tus*, straining the ligaments of the *uterus*; former difficult labours, &c. The symptom is augmented by walking, upon every discharge of the urine; and grows severe towards the end of the reckoning; so as sometimes to cause a great difficulty of urine, a numbness of the hips and thighs, a costiveness, or an uneasiness in going to stool. The disorder, however, is seldom so violent as to cause abortion, unless it proceeds from a fall, or the like external injury: but when it happens to be seated very low, or so that the neck of the bladder is greatly press'd, it may bring on a suppression of urine, that is always attended with



with danger, if it prove of long continuance ; especially if the time of delivery is at hand. The air ought to be pure and temperate ; the diet drying and absorbent ; and the drink somewhat astringent. Rest is to be indulged ; the passions of the mind are to be moderated ; and the exercise should be very gentle. The cure principally depends upon suspending the abdomen, and consequently the *fœtus*, by a large swathe-band, made for the purpose. But if the symptom should be violent, such astringents may be used as are ordered in the diarrhœa, immoderate flux of the hæmorrhoids, vomiting of blood, &c. But if the woman be very near her time, astringents ought to be exhibited with caution. If the *fluor albus* be the cause, the case must be treated accordingly. If it proceed from external injuries, phlebotomy will be convenient ; and afterwards the use of balsamic medicines. But in case it proceed from former difficult labours, proper cardiacs, and a diet-drink of *lign. guaiac.* &c. together with a strengthening and nourishing diet, will be convenient. And if the case be attended with a difficulty of urine, the abdomen ought to be suspended in a proper manner ; or if the symptom still continues, a dose of the *pilulæ matthæi*, repeated now and then, may prove effectual. A numbness of the legs and thighs happening in the mean time, may, if violent, be successfully treated with warm fomentations prepared of *flor. chamæmel. lavendul. fol. absinth. vulgar. spt. vin. camphorat. spt. lavend. comp. aq. bungar.* &c.



### DIFFICULTY and INCONTINENCE of URINE.

15. It often happens that during pregnancy, the urine cannot be detain'd in the bladder till the usual quantity is collected; and when the bladder is loaded therewith, that it cannot without difficulty, be discharged. This may proceed from the large bulk of the *fœtus*, which occasions it to press against, and obstruct the neck of the bladder; so that its sphincter muscle cannot have its proper play, to hold in and evacuate the urine. And this kind of disorder becomes most remarkable near the time of delivery. When such disorders proceed from a stone in the bladder, or an inflammation in the neck thereof, the pain is more violent than when caused by the pressure of the *fœtus*. A suppression of urine may prove of worse consequence than an incontinence thereof; especially if in any measure occasioned by an inflammation, or the stone.

But if an incontinence of urine be violent, and continue for any considerable time, it may occasion an immature exclusion of the *fœtus*. Rest in these cases ought by all means to be indulged. The diet should be moderate; and not too high seasoned either with salt, spice, or any acrimonious ingredients. When there is a violent incontinence of the urine, the patient should lie supine, and be confined to her bed: but if any small stone should be the cause of the obstruction, gentle exercise might conduce to bring it away. If the pressure of the *fœtus* be great, the abdomen should be suspended and kept up by a swathe. But if the urine be too acrimonious and stimulating, proper emulsions and ptisans, with *gum. arabic.* &c. should be drank of freely; and a cool, slender diet be ordered. If the obstruction be great,  
we



we may safely draw away some blood from the arm ; especially if the patient be feverish or plethoric. *Pilul. matth.* is an excellent diuretic in this case ; and may be given in proper doses with a deal of safety. But when the suppression proves insuperable by medicines, the catheter must be introduced ; and the bladder unloaded by its means. And this operation may be repeated as often as there is occasion for it. But if there happens to be a large stone lodged near the neck of the bladder, and proves the cause of this disorder, it must now be only thrust back with the catheter, and the operation of lithotomy be deferred till after the delivery, when the patient shall have recovered strength sufficient to undergo it. Or if the stone be small enough, it may at any time be extracted with a pair of forceps fit for the purpose. But in case the neck of the bladder is block'd up only by a gravelly matter, or a few very minute stones, they may perhaps be made to pass the urinary conduits, by a free use of an emulsion, or decoction, prepared with *gum. arabic. rad. alth. fol. malv.* or the gentle and lubricating diuretics ; especially if a dose of the *pilul. matth.* be now and then interposed.

#### A COUGH and DIFFICULTY of RESPIRATION.

16. A difficulty of respiration, attended with a cough, is no unusual symptom in pregnant women ; and seems to proceed from a plethora, occasion'd by a suppression of the *menses*, or the high situation of the *fetus* ; whence it happens to compress the diaphragm, stomach and lungs ; and consequently proves the more troublesome after eating or drinking at all immoderately ; or after any violent exercise. This symptom usually increases till the time of delivery ; and if very violent, may procure, or be attended with, abortion. The diet in this case ought to be thin, de-  
ter-



terfive and moderate ; especially if the patient is at all plethoric. The exercise should be very gentle ; the passions of the mind well regulated ; the cloathing loose and free ; and the posture in sleeping somewhat erect ; with the head considerably raised. If either the cough, or difficulty of respiration is violent, be the time of pregnancy what it will, we may venture upon phlebotomy : and especially if the patient be plethoric, or no other symptom, contra-indicate. And in case of costiveness, a gentle clyster or lenient purgative, should be administred occasionally. The pectorals here proper are much the same with those prescribed in case of a common cough and asthma ; due regard being had to the present state of the patient. See pag. 104, &c.

#### HÆMORRHOIDS.

17. Pregnant women are very often troubled with the hæmorrhoids, from a turgency and repletion of the hæmorrhoidal vessels, occasioned by the obstruction of the menstrual flux, costiveness, or the pressure of the *fœtus*. The hæmorrhoids in this case are very apt to bleed, which proving moderate, and happening about the suppression of the *menfes*, may be advantageous : but if the flux is violent, and attended with great pain and swelling of the part, it may chance to cause abortion, or greatly weaken the child, or render it sickly. If the patient be costive, the swelling internal and large, the pain great, and the symptom proceed from the pressure of the *fœtus* upon the part, the cure is difficult, and very uncertain. The diet in this case should be slender and cooling, and the exercise gentle. Rest ought to be indulged ; and if the symptom is violent, the patient would do well to keep much in bed ; or when up, to seat herself easy, in a reclining posture. Bleeding, and other gentle evacua-  
tions



ations are proper in order to the cure, if the suppression of the *menfes* appears to have been the cause. But if it proceeds from costiveness, a lenient cathartic, or solutive clyster, may be given now and then, to keep the body open. The following electuary has been found serviceable in this case.

℞ *Elect. lenitiv.* ℥ij. *pulv. sanct. flor. sulphur.*  
*āa* ℥ij. *ol. anis. gut. vj. syr. rosar. damasc. q. s. m.*  
*f. electuar. de quo capiat quantitat. n. m. b. s. pro re nata.*

If the swelling be great, hard, and external, leeches may be applied thereto; but if soft, it may, when thought proper, be opened with a lancet. In all other respects this case is to be treated as the common hæmorrhoids; only if the *fœtus* presses hard upon the part, its weight ought to be supported by some proper contrivance.

#### CONTINUANCE of the MENSTRUAL FLUX.

18. We sometimes find that women, tho' they have actually conceived, will thro' the course of their pregnancy, continue to have a regular periodical shew of the *menfes*; but especially those who are of a plethoric or sanguine constitution; have a thin sharp blood; or are subject to a weakness in the uterine vessels. This not unfrequently happens for the first four or five months after conception; but seldom during the whole time of their reckoning; and the flux, in this case, is commonly less than the natural, or that which happens out of the state of pregnancy. When this flux continues longer than the fourth month, the child generally proves weak, sickly, and short-lived; but if it continues till after the sixth, it greatly endangers abortion. The diet should here be strengthening, astringent, balsamic,



mic, and refrigerating. Rest and sleep are to be indulged ; the passions suppressed, and venery forbore.

If the patient be plethoric, phlebotomy may be safely used in order to the cure, from the time of conception to the fifth month after. But some recommend cupping instead thereof. It may likewise be of service to give a dram of prepared red coral, twice a day, in a glass of claret, or the tincture of red roses. In other respects this case is to be treated as an immoderate flux of the *menfes*, or the *fluor albus* ; due regard being had to the circumstances of pregnancy. See pag. 371, &c.

#### FLOODING.

19. When, during the time of pregnancy, there is a continual flux of blood from the *pudendum*, attended with pain, 'tis called *flooding* ; and distinguished from the *menfes* in being continual, whereas the menstrual flux is periodical. This symptom is apt to happen in case of a mole or false conception, as well as in a real pregnancy. A surprize also, any immoderate passion, falls, or other external injuries, may cause it. 'Tis usually attended with very great pain ; and sometimes the *waters* come away along with it. The flux is uniform and constant, unless it be stopped by clotted or grumous blood ; which being once removed, it returns with greater violence : and if the flooding thus continues for any long time, it throws the patient into a syncope, and often into convulsions. All floodings, from what cause soever they proceed, endanger abortion, unless speedily stopt ; and always prove mortal when violent, or of very long continuance. Upon the first appearance of this symptom, the patient should immediately be put to bed ; avoid all manner of motion : and carefully guard against  
the



the passions of the mind. If the flux be moderate, breathe a vein by way of revulsion; order the patient to lie still; and give an opiate, with proper restringents, in order to prevent abortion. But if the case be violent, and a miscarriage does not suddenly happen, the delivery should directly be attempted, by breaking the membranes, that include the *fœtus*, or cutting them cautiously with a proper instrument, and expeditiously extracting the child, as also the whole after-burthen; for this being left behind, would make the flooding still more violent; which continuing longer, would bring on convulsions and death it self. The same thing will also happen, if the delivery be delayed too long, and the flooding hath been violent. After the affair of delivery is over, opiates may be given to great advantage, in order to stop the flux; but if it proves violent, and there be imminent danger of the patient's life, the most present remedy seems to be a due dose of the known astringent powder, prepared of steel and tartar, taken in brandy, or some other spirituous liquor. After the flux is once stopped, either by repeated doses of an opiate, this powder, astringent injections, fomentations, or the like, the cure may be finished, and a relapse prevented, in the same manner as a common hæmorrhage, or the immoderate flux of the *menfes*.

The VENEREAL DISEASE in the Time of  
PREGNANCY.

20. If, during the time of pregnancy, a woman be afflicted with the venereal disease, the cure of it ought to be deferr'd till after delivery, if the expected hour be near at hand. But in case the symptoms of the venereal taint appear between the time of conception, and the fourth month after, the cure may directly be begun,



and happily finish'd, without danger to the mother or *fœtus*. But then we are to attempt this cure by a gentle salivation, rather than a frequent repetition of violent cathartics. And by this means the child may be freed from the distemper, as well as the mother. And unless the former be relieved in this manner, the cure is seldom perform'd after the birth. 'Tis a very idle thing for women to trust to their delivery, in hopes that they shall by that means alone, be perfectly freed from the venereal disease.

### MOLES, or FALSE CONCEPTIONS.

#### *Definition.*

1. **A** *Mole* is defined a lump of fleshy matter, destitute of bones, joints, and limbs, of no certain figure, generated in the *uterus*, but wanting a *placenta*, and umbilical chord, and adhering closely to the *uterus*, from whence it receives its nourishment; being usually included in a membrane, interspersed with various vessels.

The miscarriage, or untimely delivery of a mole, as about the second month, is vulgarly call'd a *false conception*.

#### *Cause.*

2. Moles are usually supposed to proceed from some violent force, or external injury, received after conception, whereby the tender rudiments of the *fœtus* are crushed, or blended together in one common and undistinguish'd mass of flesh, which cannot readily be discharged out of the *uterus*; the mouth whereof is closed upon conception. 'Tis generally supposed, that moles cannot be generated without the joint concurrence of both sexes.

#### *Diagnostics.*

3. A mole being of a membranous, or actual fleshy substance, may be easily distinguished from that apparently fleshy, or concreted grumous matter, which is often discharg'd upon a long obstruction



tion of the *menfes*; for upon a due enquiry, the latter will be found to be no more than coagulated blood; unless there has been some venereal intercourse between the two sexes. The matter of a false conception seems to be more membranous than a perfectly form'd mole, and usually contains some quantity of a corrupted humor. When a woman goes with a mole, the *abdomen* is harder, forer, and feels heavier than when she goes with quick child. She is seldom free from pain; and when the mole grows large, upon turning her self in bed, she feels, as it were, a dead weight, or a heavy lumpish matter, roll and fall from side to side. The breasts, also, do not swell up so much in this case, as when there is a real child; and contain but little, if any milk. The colour of the face fades, or looks more deaden'd; and the patient is frequently much more disordered in going with a mole, than with a live child. If to the signs abovemention'd, there be added also this, that after the fourth or fifth month of her reckoning, she finds no motion, nor feels no strugglings within the *uterus*, there is great room to suspect it no real conception. And the thing will be past all doubt, if the signs hitherto mention'd remain the same long after her time of reckoning is expired.

4. False conceptions are always esteemed less *Prognostics*. dangerous than moles; yet a miscarriage of this kind, may prove of a worse consequence than a miscarriage of a *fœtus*; because in the former case, the flooding is usually more violent, and of longer continuance. Women have gone with moles for several years together, tho' they sometimes soon prove mortal; the flooding in this case often happening long before the exclusion of the mole. The danger attending moles increases with their bulk, duration in the *uterus*, and their degree of adhesion thereto; join'd



with the age, strength and constitution of the patient. Moles of long continuance, are apt to degenerate into, or cause scirrhus tumors, or cancers, barrenness, and a deal of misery.

*Regimen.*

5. The regimen to be observed in case of a mole, or false conception, is the reverse of that requir'd in case of pregnancy. Violent motion may conduce to free the patient of her load, if seasonably used. In general, whatever tends to promote the menstrual flux, forward difficult labours, and hasten the *lochia*, may be serviceable here. But after the mole is once discharged or extracted, the regimen proper in case of abortion, or after-delivery, is also convenient in the present case.

*Cure by inter-  
vals.*

6. When the foregoing signs conspire to assure us, that a mole, or false conception, is actually forming, the first thing to be done is, to order proper emollient liniments to be freely used, in order to relax the parts, and particularly the orifice of the *uterus*; which in a false conception is less dilated than in case of a mole. These liniments may be composed of *ung. dialth. ol. palm. ol. puleg. rutæ, &c.*

Or,

*R Ung. dialth. ʒij. ol. chamæmel. ʒj. ol. macis per expression. ol. rut. chym. āa ʒj. ol. sabin. chym. ʒß. m. f. linimentum, & cum hoc inungantur pubes & interiora vulvæ frequenter.*

7. After this proceed to strong diuretic, or emollient purgative clysters, which are to be repeated as the strength of the patient will permit.

*R Decoët. com. clysteriz. ʒx. elect. lenitiv. ol. sambuc. āa ʒij. vin. emetic. terebintb. venet. āa ʒvj. vitel. unius cvi, ol. rutæ, junip. chym. āa ʒj. m. f. enema, injiciend. pro re nata.*

8. A strong cathartic also may now and then be exhibited, as the patient's strength will allow.

*R Rad.*



℞ *Rad. rhubarb. fol. sen. āa* ʒ iʒ. *sal. tartar.* ʒj. *infunde in aq. fontan.* ʒiv. *colaturæ* ʒijʒ. *adde sal. cathart. amar.* ʒvj. *gum. arabic.* ʒij. *sal. prunel.* ʒj. *syr. de spin. cervin.* ʒvj. *spt. nitri dulc.* ʒij. *ol. sabin. gut.* ij. *m. f. potio.*

It may sometimes be convenient to give a dose of calomel, over-night; and the potion just now described, the following morning.

9. If these remedies fail of success, strong sternutatories, and emetics, with the *infusio croc. metallorum*, &c. may be exhibited, and repeated at due distances: to which it may be proper to pre-mise phlebotomy in the ancle, or elsewhere.

10. Pessaries are recommended for this purpose, and may be prepared of *biera picra*, *sal. nitri*, *ol. sabin. junip.* &c. Thus,

℞ *Spec. hier. picr.* ʒʒ. *ol. puleg. sabin. rut. āa* gut. v. *mel. commun. vel mithridat. q. s. ut f. pasta, de qua formentur glandes, per aliquod tempus successeve gestandæ.*

11. If time will allow, this case may be treated *In the way of* as an obstinate suppression of the *menfes*, or a *delivery.* difficult labour, with proper fomentations, injections, &c. tho' these ought not to be made too irritating, lest they should contract the orifice of the *uterus*, instead of relaxing and dilating it. But it frequently happens, that the flooding is so violent, that there is no opportunity to regard any other symptom: this being of such moment, that all the rest are of an inferior consideration with regard thereto. Opiates, and the astringents prescrib'd in the immoderate flux of the *menfes*, and other hæmorrhages, must be called in here; and all engines set at work together, in order to stop the flux. In this case, emollient fomentations and liniments, being speedily used to the *abdomen*, in order to relax the parts; the hand, first anointed with some proper oil or unguent,



must be immediately introduced into the *vagina*; up to the *uterus*, and the membrane containing the mole or false conception, laid hold of with the finger, and gently pull'd away. If one finger be insufficient for this purpose, and another cannot readily be introduced, the crane's-bill, or *forceps*, must directly be convey'd, or slid along the finger into the *uterus*, and so taking hold of the fleshy substance, it may sometimes be easily brought away. But when labour-pains come on at the expected time of delivery, a mole may commonly be extracted after the usual manner, without the assistance of an instrument. But when it adheres strongly to the *uterus*, and has long remain'd therein, so that it appears impossible to separate it with the fingers, the knife and crotchet are to be made use of, in order to separate and extract it. But if the mole be of long standing, and hath occasion'd a scirrhusity, this operation frequently proves unsuccessful; and therefore ought to be undertaken with very great caution. When the *uterus* is scirrhus, 'tis proper, after the extraction, to inject into it, provided the flooding is not violent, proper detergent liquors, such as a solution of *balsam. peruv.* with the yolk of an egg, in barley-water, or the like; and in other respects to proceed with internals, as in case of scirrhus tumors. See pag. 626, &c.

### ABORTION.

*Definition and 1.* **A** *Bortion*, or an untimely delivery of the *fœtus*, may proceed from various causes; as immoderate evacuations, violent motions, sudden passions, frights, &c. This may happen at any time of pregnancy; but if before the second month, 'tis usually called a *false conception*.



2. A fever usually precedes it, being either con-<sup>Diagnosics.</sup>tinual or intermitting; a pain in the loins and head; a heaviness in the eyes; a bearing-down and constriction of the *abdomen*: and when the time of miscarriage is just at hand, the pains are much the same with those in labour; and felt principally about the *os pubis*, and *os sacrum*. The breasts, which before were turgid, now subside and become flaccid; the patient is apt to faint, and a serous humor oozes from the *uterus*; upon which follows the efflux of the *waters*, flooding, &c.

3. If the time of pregnancy is far gone, so that<sup>Prognosics.</sup> the *fœtus* must needs be large; if the cause of abortion were violent; if the patient is strongly convulsed; if a large hæmorrhage either precede or follow; if the woman is of a weak constitution; if the *fœtus* be putrefied; if the woman was never before deliver'd of a live child; the case may be reputed dangerous: but with other circumstances, abortion is rarely mortal.

4. Upon the first appearance of the symptoms<sup>Regimen.</sup> of abortion, the patient must be put to bed. The passions of the mind are to be kept calm and moderate. The food should be easy of digestion. The liquor may be wine, diluted occasionally with water: but in case of a diarrhœa, large flooding, &c. the *decoct. alb.* appears to be the most proper liquor. In other respects, the diet and regimen must be suited to the particular symptoms that happen to attend abortion; whether they are costiveness, a tenesmus, vomiting, &c.

5. When the first signs of abortion are discover'd, and the patient is at all plethoric, 'twill<sup>Cure in general or particular.</sup> be highly proper to take away some blood by phlebotomy. After which the following bolus and draught may be of service.

R *Pulv. coral. rub. terr. japonic. croc. mart. astringent. bol. armen. aa gr. xv. croc. gr. v. confect.*



*feēt. alkerm. ʒß. ol. nuc. moschat. chym. gut. j. syr. de mecon. q. s. f. bolus, statim sumend. una cum haust. sequent.*

*R Aq. cinnamom. ten. ʒij. stephan. ʒvj. syr. è corticib. citri ʒß. spt. lavend. comp. ʒj. m. f. haust.*

Or,

6. *R Confeēt. fracaſtor. ſ. m. ʒß. lapid. hæmatit. maſtick. ſang. dracon. gran. kerm. āa ʒß. ol. cinnamom. gut. j. syr. è roſis ſiccis q. ſ. m. f. bolus, 5<sup>ta</sup> quaque hora ſumend. cum cochlear. iv. julap. ſequent.*

*R Aq. ceraſ. nig. menth. āa ʒiij. mirabil. ʒij. margaritar. ppt. ʒij. ſpt. croci ʒß. ſacchar. alb. q. ſ. f. julap.*

7. In caſe of violent flooding,

*R Aq. plantag. ſperm. ranar. germ. querc. āa ʒij. cinnamom. fort. acet. opt. āa ʒj. confeēt. fracaſtor. ſ. m. bol. armen. āa ʒij. terr. japon. lap. hæmatit. ppt. āa ʒij. laudan. liquid. gut. ʒo. ſpt. lavend. comp. ʒj. syr. è coral. papav. errat. āa ʒß. f. mixtura, de qua capiat cochlearia ij. tertiâ quâque horâ, agitato prius vaſe.*

8. In the mean time, external applications are not to be omitted. If the hæmorrhage be not check'd in a moderate time, proper fomentations, injections, ſuffumigations, or the like, may be uſed to advantage; as in caſe of an immoderate flux of the *menſes*, &c. It may likewiſe prove of ſome advantage, to apply the following plaſter to the region of the loins; where 'tis thought to conſtrict the fibres, and tend to reſtrain the flux.

*R Emp. oxycroc. de minio rub. paracelſ. ad berniam. āa m. & extende ſuper alutam regioni lumbor. applicand.*

Attended with  
a *tenefmus*.


9. If a *tenefmus* attend, proper doſes of *rhubarb*, ought, at due diſtances, to be adminiſtered, together with ſuitable *balsamics*, *mucilages*, or the like; for which ſee *tenefmus*, pag. 214, &c.

10. An



10. An habitual weakness, or laxity of the uterine vessels attending in this case, it is to be treated as the *fluor albus*; but particularly a decoction of the *lign. guaiac.* might here prove very serviceable, if the patient be not of a thin or hectic constitution. *Laxity of the uterine vessels, &c.*

11. When the flooding is attended with a breaking out of the waters, and violent pain at the bottom of the *abdomen*, the time of abortion is judged to be near. In this case the use of astringents is to be omitted: and as the abortion is natural or unnatural, the midwife is to perform her part, as in case of a natural or unnatural birth: the same external and internal remedies, which tend to bring away the secundines, and promote the *lochia*, being proper in both cases.



### SECT. III.

#### *Disorders attending Delivery.*

##### NATURAL BIRTHS.

1. **A** *Natural birth* is that which happens in about forty weeks after conception, unattended with any extraordinary or uncommon symptom. *Definition.*

2. The *fœtus* growing gradually large, comes at length, together with the secundines, waters, &c. to make a considerable pressure upon the orifice of the *uterus*; which, added to the increased strugglings, or motion of the child, causes an uneasiness to the mother, and a desire of being freed from the burthen, now ready to break its way. By the increase, or continuance of these causes, the membrane containing the *fœtus* is at length broken; when the collected waters issuing, lubricate *Cause, &c.*



lubricate and relax the orifice of the *uterus*, and all the internal parts of the *vagina*; which upon this the more readily give way to the motion of the *fœtus*, and the throws of the mother, or the frequent, repeated contractions of the abdominal muscles.

*Diagnostics.*

3. About the seventh or eighth month from conception, but sometimes later, a considerable motion of the *fœtus* is felt in the *uterus*; at which time it is generally turn'd by the prevailing gravity of its head, or tumbled downwards with its face to the mother's back.

The signs of the approaching hour of delivery are, sinking or flatness of the upper part of the *abdomen*, the burthen then falling to the lower; periodical pains in the belly, resembling those of the colic, and distinguish'd from them only by their seat, as being in labour generally felt towards the bottom of the *abdomen*. These pains are apt to increase, and returning by intervals, seize the region of the loins, as well as the *abdomen*. Upon this the face appears somewhat inflamed; the pulse and respiration are quick and irregular; a drought, and sometimes a hoarseness of the voice attend; as also a vomiting and universal tremor, but especially in the legs and thighs: and all these symptoms increase gradually as the time of delivery comes on; which is commonly preceded by the discharge of a thickish humor, tinged with blood, vulgarly called the *show*; and esteemed a certain sign of the sudden breaking of the membranes, and issuing out of the waters. And now upon examination, the orifice of the *uterus* will be found dilated; soon after which, the membranes break, the waters come away, and, in case of a natural birth, the woman is immediately delivered, with proper assistance.

*Prognostics.*

4. If no unusual symptoms appear, we may prognosticate a safe and speedy delivery; the whole



whole affair being usually over in six or eight hours time at furthest, and often in much less. 'Tis not uncommon to mistake the turning of the *fetus* in the *uterus*, for a symptom of the ensuing labour; and sometimes the real labour-pains have been taken for a fit of the colic; from which, however, they may be distinguished by the diagnostics above set down.

5. The labour pains being apt to cause a fever, *Regimen.* the regimen should by no means be stimulating, or capable of raising the velocity of the blood. Gellies, chicken-broth, and a soft balsamic nourishing diet, are the most approved in this case. Chicken, veal, and the like, are allowable where there is no danger of a fever. Wine, occasionally diluted with water, may be used for the constant drink, some time before and after delivery. In the very hour, 'tis customary to exhibit a glass of some cordial water, occasionally; which is thought to facilitate the labour. The use of emollient clysters is requisite in case of costiveness, or where the *faeces* are collected and hardened in the intestines, so as to prevent, in some measure, the exclusion of the *fetus*. But this obstruction should, if possible, be removed before the time of delivery. 'Tis also usual, (in order to forward the exclusion of the child, to relax the parts, and render them dilatable without pain) to anoint the *vagina*, and internal cavity, with some proper unguent.

6. Delivery is perform'd in the following manner. The woman being commodiously seated in a chair, or rather placed upon a bed, with her head and breasts raised high, and convenient matters under her, to receive the waters, &c. the midwife, by introducing her finger, from time to time, into the *uterus*, and comparing the several symptoms together, and especially when the *showes* appear, learns that her assistance is necessary. She

*Delivery how  
perform'd.*



She then anoints her fingers, and introduces first one, and then another into the *uterus*, till at length the whole hand gains entrance ; wherewith, the membranes being now broke, she takes hold of the child's head, which in a natural posture lies downwards, with the face towards the mother's back ; the arms also being stretched out, and lying parallel to the sides, &c. And now she endeavours by gentle means to extract it gradually, in the posture she finds it ; the mother, in the mean time, regulating her throws, and managing her breath so as to assist the operation ; which is commonly easy and expeditious, unless the parts prove strait, and the head of the infant large. When once the child is advanced so far as the ears, the midwife takes hold of both sides of the head, with both her hands, and gradually pulls him forwards up to the shoulders, which often prove a considerable obstacle. And if the child remains long in the state, it greatly endangers suffocation. When once the shoulders have made their way, the other parts usually follow without much difficulty, except the hips. When the child is quite extracted, the next thing to be brought away is the *placenta uterina*, or burthen as 'tis called ; in order to which, the umbilical chord, or navel-string, must be gently drawn forwards ; and upon this the secundines, or burthen, will follow. Great care must here be taken that no violence is offered in drawing the umbilical chord too strongly, for fear the *placenta* should adhere to the *uterus* ; from whence it ought, in that case, to be separated in a very gentle manner, but so that no part of it be left behind ; which might prove the cause of convulsions, violent flooding, and death it self. After the entire extraction of the *fetus*, it is finally separated from the mother, by immediately cutting the umbilical chord ; care being taken of the child, whilst



whilst the *placenta* is extracting; which, in natural births, is generally brought away entire, and with considerable ease.

5. The umbilical chord is cut after the following manner. When the length of about a quarter of a yard thereof is extracted, upon drawing away the secundines, a wax thread is passed several times round it, at the length of two or three inches from the child's navel; and again, at the distance of about two inches from the first ligature, towards the mother; then the chord is immediately cut asunder with a pair of scissars, between the two ligatures, and that part thereof which belongs to the mother, carefully put up into the *uterus*; what belongs to the child, being carefully placed between two bolsters, and turn'd up towards the pit of the stomach. Or, as 'tis customary, the chord is first wrapped up in a fine linen rag, and secured with the swathe, or belly-band. It must be carefully regarded not to tie the thread too tight, for fear of its cutting the chord asunder in that part; whence a mortal hæmorrhage might ensue: and likewise for fear of such a flux of blood, it ought not to be tied too loose. Such an hæmorrhage has sometimes happened several days after the birth of the child; tho' that part of the umbilical chord which was left with it, usually withers away, and spontaneously falls off, in nine or ten days time. After the withered chord is thus fallen off, the navel frequently remains tender for some time. If this be troublesome, 'tis proper to apply to the part a soft compress dipt in warm milk; but if it appear discoloured, a little brandy ought to be mixed with the milk applied. In case of a suppuration, or considerable moisture of the part, let it be dressed with *unguent. desiccativ. rub.* or *diapompholyg.*

6. After



What remains  
to be done after  
delivery.

6. After the delivery of one child, the person who performs the office of midwife, must be satisfied there is not another remaining behind, before the mother is put to bed: an error or neglect of this particular being succeeded by violent and sometimes fatal flooding. In case of faintness, during the time of delivery, the patient is to be supported by cordials, but more particularly by volatile spirits, or salts frequently applied to the nose; for these, by their stimulating particles, may assist in procuring the throws, and exclusion of the *fetus*, at the same time that they prove otherwise serviceable. When the whole affair is over, the woman, if she were delivered up, is speedily to be put into a warm bed; and a proper cordial or a glass of hot wine to be given her; a compress also being applied hot to the *uterus*, to promote the flux of the *lochia*, and renewed twice or thrice in an hour, or as there shall be occasion. For the same purpose, 'tis likewise usual to bind a large double linen cloth, first made hot, about the *abdomen*; which may also, if there is occasion, be gently compressed now and then with a warm hand. Soon after the woman is composed, or come to herself a little, 'tis an usual thing to give her a dram or more of *sperma ceti*, mix'd with an equal quantity of *theriac. andromach.* or if the patient can afford it, a dram of *confect. alkerm.* every five or six hours; washing it down with a little warm wine, or the like. This method may do very well for the rich; but the following is much cheaper, and possibly as serviceable.

R *Ol. amygd. d. recens. extract. ʒij. syr. capil. vener. ʒj. laudan. liquid. gut. 30. m. sumat cochleare unum subinde.*

Or,

R *Aq.*



R *Aq. puleg. ℥℥. bryon. comp. ℥iv. syr. artemis. ℥i℥. m. f. julap. de quo capiat cochlear. iij. 4<sup>ta</sup> vel 5<sup>ta</sup> quâq; horâ.*

The following is an admirable cordial, or pargoric, approved by long experience in the present case.

R *Aq. puleg. rutæ āā ℥iij. hysteric. ℥ij. syr. de mecon. ℥vj. artemis. ℥℥. tinct. castor. ℥iij. laudan. liquid. Sydenham. ℥ij. m. capiat cochlearia vj. immediate post partum, & deinde repetatur dosis pro re nata.*

7. For the two first days after delivery, the woman should be somewhat sparing in her diet; *Regimen after delivery.* which ought to be chiefly liquid, and consist of panada, gruel with white-wine, &c. Chicken-broths or gellies, may be freely drank of; and every now and then a hot dish of the common white-wine-caudle. This preparation is said to be a wonderful thing for promoting the *lockia*; which ought by all means to be encouraged; an obstruction thereof being apt to cause convulsions, tremors, and other nervous disorders. About three or four days after delivery, the patient may be allowed the use of boiled chicken, or veal, if there be no danger of a fever; and if the appetite will serve, or the constitution requires it, lamb or mutton may, after this time, be used with moderation; and the common method of it be introduced again by degrees.

8. Rest and sleep should be indulged for a considerable time after delivery; but if thro' pain, fatigue, or other violent symptoms, it cannot be naturally obtain'd; we must endeavour to procure it by artificial means. To which purpose it may be proper to exhibit the following draught occasionally.

R *Aq. cinnamom. ten. puleg. āā ℥j. hysteric. ℥vj. laudan. liquid. tinctur. castor. sal. volat. oleos. āā gut. xv. m. f. haustus, pro re nata sumend.*



The regular flux of the *lochia* should, thro' the whole time, be promoted by a suitable posture of the body, as lying with the head and abdomen raised, &c. And if the patient be very costive, for the two first weeks of her lying-in, it will be proper now and then to give a clyster of milk and sugar, boiled with a few carminative seeds, &c. which will prove more successful and less dangerous than purgative or laxative medicines, given by the mouth. But afterwards, if there be occasion, such gentle lenitives as stew'd prunes, manna, cassia, or the like, may be safely made use of. The passions of the mind are to be cautiously regulated during the whole time, or for a complete month after delivery. The air is to be admitted or excluded the room, according to the heat of the season, and constitution of the patient, her sickness, faintness, or the like; but too much care cannot be taken to prevent catching cold, especially during the first week of the time, by the use of damp linen, cold liquors, or exposing any part of the body, especially the abdomen, &c. to the open air; which sometimes causing a sudden stoppage of the *lochia*, throws the patient into imminent danger of her life. If no particular symptoms indicate the contrary, the woman may rise in about a week after her delivery, and sit up for an hour or two at a time, if her strength will bear it. But this cannot be so soon complied with by some women of delicate and weak constitutions. In case of faintness, or great weakness, the following drops may be serviceable; being taken occasionally in a glass of warm wine, or the like.

Rk *Sal. volat. oleos. 3 iij. tinct. castor. croc. spt. lavend. c. aa 3 j. m. sumat gut. 40. pro dosi, subinde repetend.*

The *lochia* usually continue to flow for the space of thirty days; during which time, 'tis customary,



customary, among us, for the woman to keep within-doors, and chiefly in her bed; but some particular robust constitutions can easily dispense with the rigor of this custom; and venture abroad in seven or eight days after delivery, when the *lochia* must needs be fresh upon them; which exposes them to very great danger. After the disappearance of the *lochia*, 'tis customary for the woman to take a gentle cathartic or two, before she leaves her chamber.

The following is a proper form in this case.

℞ *Fol. sen.* ʒij. *sem. fœnicul. d. rad. rhabarb.* āa ʒij. *sal. tartar. gr. xij. infunde in aq. rutæ q. s. colaturæ* ʒijß. *adde syr. de spin. cervin. rosar. solutiv. āa* ʒß. *tinetur. castor. ʒij. spt. nitri dulc. gut. 20. m. f. potio, mane sumend. cum regimine, & repetatur bis, vel ter, prout fuerit occasio.*

9. If the woman is, during her month, afflicted with flying pains, as not unusually happens from taking of cold, &c. 'tis proper to exhibit a gentle diaphoretic, in the following manner. *In case of flying pains.*

℞ *Theriac. andromach. ʒij. lapid. contrayerv. antimon. diaphoretic. āa gr. xv. syr. de mecon. q. s. f. bolus, borā somni sumend. superbibendo haustum sequent.*

℞ *Aq. lact. alex. puleg. āa ʒj. theriacal. ʒvj. syr. croci ʒß. sal. volat. oleos. ʒj. m. f. haustus.*

If this bolus and draught, repeated two or three times, as there is occasion, fail to remove the pains, the patient, after she goes abroad, may make use of the bagnio.

10. We come next to consider in what manner the child is to be treated, after it is separated from the mother. And first a proper linen cloth, and warm flannel, being provided for its reception, it must be laid thereon, and immediately carried to the fire; to be kept warm whilst the midwife performs the remaining part of her office to the mother. But if the *placenta* be long in  
*The manner of treating the new-born Infant.*



bringing away, it will be proper in the mean time gently to wash the infant, with a soft linen rag dipt in warm water, or rather small-beer, and unsalted butter, in order to take off the scurf. If the child appears to be weak, it may be convenient, after he is well washed and dry'd, to rub him gently over with a little warm white-wine, or brandy diluted with water. After he is dress'd, 'tis an usual thing to give him a little fresh butter and sugar, which commonly proving emetic, brings up a quantity of phlegm that was lodged about the stomach, *larynx*, &c. and afterwards taking downwards, purges off the *meconium*, or black fecal matter from the intestines. So long as this black matter continues to be discharged, they usually give the child, twice or thrice a-day, a tea-spoonful of *ol. amygd. dulc. syr. violar. āā*, or else of the *syr. flor. persicor.* or *syr. rosar. solutiv.* alone. But if they find him subject, or inclinable to have fits, or convulsions, 'tis usual to give him now and then a little *coral. rub. ppt. pulv. de guttet. āā* mixed up into a thin electuary, with *syrup. pæon. simp.* After the exhibition of the sugar and butter, the child is usually put to sleep; and after he awakes is variously treated, according to the particular fancy of the good women, and seldom without a little superstition. It might be proper, if it were possible, to observe the following rules in the treatment of a hearty new-born child.

1. To give him no brandy, geneva, anniseed-water, or the like fiery cordials, either alone or mixed with his panada; and nothing that may curdle or disagree with his milk-diet.
2. No flesh-meat, nor even fat pig, the favourite thing of some over-kind nurses, nor wine in any large quantity, should be allowed, within the month at least; because the infant was not thus fed in the *uterus*. Acids ought not to be mixed with the aliment; nor should the child be too much cram'd at

one



one time; but rather be fed little by little, and often. 3. The infant should lie with his head considerably rais'd, that the phlegm, wherewith young children abound, may the readier be discharg'd, and suffocation be prevented. The sudden deaths of young children are, 'tis very probable, often owing to a neglect of this caution.

### DISORDERS attending DIFFICULT BIRTHS.

1. **D***ifficult births* are those wherein the woman continues long in the pains of labour, without being deliver'd. *Definition and cause.*

This case may proceed from an uncommon straitness of the passages; as happens not unfrequently in very young, or elderly women, who were never deliver'd before; as also in such as are of a dry, hectic constitution. Sometimes also the membranes breaking long before the time of delivery, the waters are wanting, which should lubricate and relax the parts, in order to procure an easy exclusion of the *fœtus*. And sometimes again, these membranes being too thick or strong, will not break in season; or when the time of delivery is at hand. There may also be a great weakness on the side of the mother, which disables her throws: and a like weakness on the side of the child, will lessen the effect of its strugglings. To these causes may be added, the hæmorrhoids, convulsions, and a large accumulation of the *fæces* in the intestines, a *diarrhœa*, dysentery, dropsy, tumors, ulcers, &c. in the *uterus*, or parts adjacent; a relaxation of the *uterus*, the large bulk of the child, twins, unseasonable flooding, a distortion of the passage, a dead child, &c.

2. When the child is dead in the *uterus*, the woman will not feel the usual motion of it, probably for a considerable time before delivery. *Diagnosis.*



Her pains and throws will likewise be weak and languid, and not at all forwarded or promoted from within ; and when the waters break away, there will be no apparent signs of immediate delivery. The mother, upon turning, will likewise remarkably find the child to fall from one side to the other, if it be dead within her ; and remain like a heavy weight, on that side to which she turned. And upon search, the person who performs the office of midwife, will be sensible of a want of motion in the *fœtus*, and of its cadaverous scent, if it is corrupted. The countenance of the mother may likewise express the death of the child ; her eyes appearing sunk and hollow, her face pale and wan ; and if it has been dead for any time, her breasts will become flaccid, and a sanious fetid matter issue from the *uterus*. Add to all this, that if the secundines are excluded before the *fœtus*, 'tis reputed a certain sign that 'tis dead. The suspicion will be confirm'd, if the woman has not gone out her reckoning ; if she hath received any external injury during the time of her pregnancy ; if she is unhealthy, or vehemently infected with the venereal taint ; if no pulsation can be felt in the umbilical chord ; if the futures of the child's head are closed, or the bones of the skull wrapp'd over one another ; and lastly, if the woman be convulsed, and the case attended with flooding, faintness, &c.

There is room to suspect twins, if after the woman is deliver'd of one child, the pains, flooding, and tumefaction of the *abdomen* continue ; but the matter may be put beyond all exception by searching.

We may conjecture that the membranes including the child are too strong, if the woman has gone out her full time, and remains for some hours in labour ; if the pains and throws have been sufficiently



sufficiently strong and regular ; if the posture of the child be natural ; if the gathering, as 'tis vulgarly called, of the waters, (that is, their bulging outwards, between the head of the child, and the membranes) has been of a longer continuance than usual, before the coming away thereof ; and lastly, if upon examining the membranes by the touch, they appear to be of an uncommon thickness.

3. If the woman actually continues in labour for the space of four or five days, the case is adjudged dangerous. If the child proves to be really dead, the pains lessen or go off ; and the woman falls into convulsions, or lethargic disorder. If there be a violent flooding, and no prospect of a speedy delivery, the woman is in great danger of her life. In general, all cases of this kind are dangerous in proportion to the violence of the symptoms, and their continuance, compared with the constitution of the patient. *Prognostics.*

4. In the most difficult and dangerous labours, great care should be taken to encourage and keep up the spirits of the woman ; the contrary procedure, or a neglect hereof, might be of very fatal consequence. In other respects the regimen must be adapted to the cause, constitution, and particular symptoms which appear. *Regimen.*

5. When the birth is retarded by any particular, or general straitness of the passage, a lubricating diet should be order'd, consisting of gel-lies, broths, &c. prepared with balsamic or unctuous ingredients, as *rad. alth. gum. arabic. &c.* The intestines, in case of the least degree of costiveness, must be directly discharged of their contents, by emollient clysters repeated occasionally : and a little before the expected hour, it will be proper to use hog's-lard, by way of unguent, or the following liniment, freely. *Cure in case of a strait passage.*



R Unguent. dialtb. ʒj. ol. amygdal. dulc. lilior. alb. āa ʒiʒ. m. f. liniment. cum quo calide inungatur pudendum internum & externum, libera manu, bis terve in die.

'Twill here also be convenient to give now and then a dram of *sperma ceti* internally, along with the broths, or other liquids; or for the same purpose,

R Ol. amygd. dulc. ʒj. syr. artemis. ʒʒ. m. f. haustus pro re nata repetend.

The medicines used before the breaking away of the waters, ought not to be of too forcing a nature; lest, by causing an immature evacuation thereof, the delivery should be retarded.

When the passage, notwithstanding the use of these means, remains still too close, recourse may be had to a proper instrument, made on purpose to dilate and widen the orifice of the *uterus* by gentle degrees, till the exclusion of the *fetus* be procured.

The unseasonable coming away of the waters.

6. When the waters break away unseasonably, or long before the time of the delivery approaches, it will be proper to lubricate and relax the parts, by the external use of emollient oils or unguents, recent butter, lard, or the like; and to order for internals, the same medicines that are proper in case of weakness on the side of the mother. It might likewise be of considerable service to inject frequently into the *uterus*, a proper quantity of warm ol. amygd. dulc. the throws in the mean time being encouraged, by all the artificial assistance the woman can afford; as by regulating the breath in inspiration, violent motions of the diaphragm, and abdominal muscles, sneezes, straining, &c. But if this case be attended with a violent flooding, or convulsions, we must immediately proceed to the extraction of the *fetus*, for the safety both of that and the mother.



7. If the labour is known to be retarded by *Thickness of* a thickness of the membranes including the *the membranes.* *fetus*, so that they break not in due time; which may be learnt by the collection, and long continued bulging out of the waters; we must proceed as in case of weakness, or want of strength in the mother, with the additional assistance of such particular motions as tend to forward delivery, as walking, &c. But if they still obstinately continue unbroken, and the case be desperate, they may be tore asunder, or rather cautiously cut thro' with a bistory, by a cross incision, in order to open a free passage for the child.

8. When the child is large, or dropical in a *When the child* particular part, or when the woman labours *is large, &c.* under a great weakness, or wants sufficient strength to raise or support her throws, she ought, now and then, to drink a glass of warm wine; which might also here to advantage be burnt with aromatics. In this case, a glass of cinnamon, or other cordial-water, may be attended with success. Some good women, when the exclusion of the *fetus* appears to be retarded thro' weakness, give about a scruple of powdered *diſtam. cret.* in a draught of penny-royal water; and repeat the dose as they find occasion. Others infuse the leaves in wine for the same purpose; or use them along with the common spices, in burning wine, &c. And this method often appears to be successful. 'Tis here usual with some, but how rational is not the question, to give *lap. de Goa, pulv. è chel. cancr. comp. bezoar.* &c. in large doses, which they repeat occasionally; and others again, who have credulous women to deal with, advise the wearing of a load-stone, eagle-stone, the *cranium humanum*, or the like; and this sometimes to the great consolation of the patient. But where such assistances  
are



are not highly prized, the following may be substituted to advantage.

℞ Troch. de myrrh. borac. āa ℥j. syr. de artemis. ℥℥. aq. hysteric. puleg. āa ℥j. tinēt. castor. ℥j. spt. c. c. per se gut. 20. m. f. haustus, 3tia vel 4ta quâque horâ repetend.

Or,

℞ Pulv. myrrh. ℥℥. croci opt. castor. russ. sal. volat. c. c. āa gr. vj. troch. de carabe ℥j. syr. atriplic. olid. q. s. f. bolus, pro re nata sumend. superbibendo haustum sequent.

℞ Aq. rutæ ℥ij. stephan. ℥j. syr. croci ℥℥. spt. sal. armoniac. succinat. 30. m. f. haust.

If powders are more agreeable,

℞ Pulv. myrrh. ℥j. castor. croci āa gr. 15. ol. cinnamom. gut. iij. m. f. pulv. in chartas iij. dividend. sumat unam 4ta vel 5ta quâque horâ, cum cocklearib. v. julap. sequent.

℞ Aq. cerasor. nig. puleg. rutæ āa ℥iij. cinnamom. fort. stephan. āa ℥ij. syr. è corticib. citri ℥j. spt. lavendul. comp. ℥ij. m. f. julap.

Or,

℞ Pulv. fol. dictam. cretic. cinnamom. troch. de myrrh. rad. valerian. āa ℥℥. ol. nuc. moschat. gut. iij. m. f. pulv. chart. iij. sumat unam pro re nata cum cocklearib. iv. julap. sequent.

℞ Aq. ceras. nig. cinnamom. ten. puleg. hysteric. āa ℥ij. spt. corn. cerv. sal. vol. oleos. āa ℥℥. sacchar. albiss. q. s. m. f. julap. de quo sumat etiam cocklear. iv. subinde.

If these or the like medicines fail of success, proper sternutatories may be given occasionally ; or even an emetic of ipecacuanha, unless convulsive motions, or violent flooding, contraindicate it. After the exclusion of the *fœtus*, the following drops may be continued for a few days.

℞ Tinēt,



R *Tinct. castor.* ʒij. *sal. volat. oleos. spt. c. c. tinctur. croci* āa ʒj. *m. sumat gut.* 30. *subinde cum haustulo vini alb. lisbon.*

9. If the hæmorrhoids, by their tumefaction *Hæmorrhoids.* and pain, should prove any obstruction to the delivery, it may not be amiss, by the application of leeches, to unload the vessels, and draw out a considerable quantity of the stagnant blood. The part affected may likewise be frequently bathed with warm milk: or, if the patient is costive, an emollient clyster should be injected, consisting of oil of almonds, milk and sugar, or the like. After this, emollient liniments may be used to the part; care being taken that nothing of an offensive scent, or capable of affording noxious *effluvia*, enters their composition; for fear they should affect the child. In other respects the case may be treated as the vulgar hæmorrhoids, in the manner formerly mentioned. See pag. 23, &c.

10. When there is any considerable accumulation and induration of the *fæces* in the intestines, whereby the uterine passages are straiten'd, a discharge thereof is to be solicited, by the repeated use of emollient clysters, or if it be suspected, that some inconvenience will attend the posture requisite for the commodious reception of a remedy in that form, a mild suppository, as a violet-comfit, &c. may be employ'd instead thereof. *Costiveness.*

11. If a violent *diarrhœa*, or dysentery, weakens the patient, and hinders the exclusion of the *fœtus*, a stop should immediately be put thereto, or the cure be attempted in the following manner. *Diarrhœa, or dysentery.*

R *Aq. cinnamom. ten. ceras. nig. cinnamom. fort.* āa ʒij. *pulv. rhabarb. torrefact. confect. fracaſtor. sine melle, coral. rub. ppt. cret. alb. āa ʒij. terr. japon. ʒj. spt. menth. lavendul. comp. āa ʒij. f.*  
mix.



*mixtura, de qua capiat cochlear. ij. vel iij. post singulas dejectiones liquidas, vel cruentas; agitato prius vase.*

And in order to support the patient, let there be in readiness some such as the following julap, to be drank of between whiles, as there shall be occasion,

*R Aq. cinnamom. ten. ʒ iv. mirabil. stephan. āa ʒ ij. margaritar. ppt. ʒ ij. spt. menth. croci, sal. volat. oleos. āa ʒ j. m. f. julap. de quo bibat cochlear. iv. in languoribus.*

In other respects, the cure of these symptoms is to be attempted in the manner formerly deliver'd; due regard being here had to the particular circumstance of the patient. See pag. 128, &c. pag. 210, &c.

*When the child is dead.*

12. If the child be actually dead, and the woman's pains decrease, or go off, and the throws return no more, it may be proper to employ such medicines as are prescribed in case of weakness on the side of the mother. If these have not the desired effect, and the waters are already broke away, whilst the patient remains possessed of sufficient strength, an emetic of *ipécacuanha* may be exhibited to advantage. But if the woman wants strength, and much time has been spent in vain; if there be a considerable flooding, convulsions, or other dangerous symptoms; the extraction of the child is immediately to be attempted, either by the manual, or instrumental method.

*In case of twins.*

13. In case of twins, the requisite procedure does not materially differ from the common; care being taken that no one of them be left behind unregarded in the *uterus*; and to prevent their crossing, or entangling with one another in delivery; whereby the extremities of that which is designed to be brought away last, might easily be mistaken for those of the other. Such



Such a mistake might prove of fatal consequence, both to the twins and mother. In order to avoid it, the midwife having first extracted the head and shoulders of one, should gently slip her hands under its arm-pits, and directly bring it away. It frequently happens, that in case of twins, after one of them is delivered naturally, the other happens to come not with its head, but its feet foremost, or footling, as 'tis vulgarly called; in which posture it is then to be extracted. And sometimes, after one is deliver'd, the other will remain in the *uterus* for some days, which is a dangerous case; and requires the membranes, if not already broke, to be carefully cut, and the child extracted. If one of them happens to be dead, and the other alive, great caution and expedition should be used in the delivery: but sometimes weakness, faintness, convulsions, or other bad symptoms, may require the operation to be deferr'd, till the patient can in some measure assist herself. This rule ought constantly to be observed, that the child which lies lowest in the passage, ought first to be extracted.

14. If a suppression of urine be the cause of *Suppression of* delay in the delivery, and this proceeds from *urine.* a stone in the bladder, pressing upon the neck thereof; it ought directly to be repell'd by the introduction of a catheter. But if the child, by bearing hard against the bladder, be the cause of this suppression, the *abdomen* is now and then to be raised, and compressed, by a proper swathe or fillet. And in case this has not the desired effect, recourse must be had to the catheter, in order to empty the bladder of its contents.

15. When convulsions happen to retard de- *Convulsions.* livery, the case is adjudged dangerous; and the operation is here seldom performed without the loss of the mother, and sometimes also  
of



of the child, unless great expedition be used. Proper internals, or nervous cardiacs, should here be freely given, in order to put off, or defer the fits.

℞ *Pulv. rad. valerian. sylv. pulv. de guttet. āa gr. xv. sal. volat. succin. c. c. croci āa gr. v. camphor. gr. iij. conf. rutæ ʒj. syr. pæon. q. s. f. bolus, 3tia vel 4ta quâque horâ sumend. cum coctlear. iv. julap. sequent.*

℞ *Aq. ceras. nig. rutæ āa ʒ iij. pæon. comp. ʒ ij. syr. pæon. comp. ʒj. spt. lavendul. comp. tinctur. castor. sal. volat. oleos. āa ʒ iʒ. m. f. julap. de quo bibat etiam coctlear. iv. frequenter.*

The operation in this case is to be attempted directly, if the woman be delirious, or the flooding violent, as frequently happens. And here likewise, if the membranes are not already broke, they ought to be tore, or rather cut, with a bistory, gently gliding it up, or introducing it with the point turned towards one of the fingers, for fear of undesignedly wounding any other part.

*Violent flooding  
preceeding de-  
livery.*

16. If the delivery is render'd dangerous by reason of a violent flooding preceeding it, too strong cardiacs, or stimulating medicines, ought not to be given, for fear of increasing the hæmorrhage. But if the person is plethoric, and too great a loss has not been already sustain'd, it may be proper to use phlebotomy, by way of revulsion. In the mean time, or after the operation, the following bolus and julap may do some service.

℞ *Terr. japonic. troch. de carabe, pulv. myrrh. coral. rub. ppt. āa ʒʒ. confect. fracaſtor. s. m. q. s. f. bolus, 4ta quâque horâ, vel pro re natâ, sumend. superbibendo coctlear. iv. julap. sequent.*

℞ *Aq. plantag. rosar. rub. cinnamom. ten. vin. rub. āa ʒ ij. acet. acerr. ʒj. syr. cydonior. ʒvj. spt. nitri dulc. ʒ ij. m. f. julap.*

Also,



Also,

R *Spt. vitriol.* 3ij. *lavendul. comp.* 3j. *m. sumat gut. xx. frequenter, cum haustu aq. fontan. vino rubro commixt.*

To these medicines may be added laudanum occasionally. If the flux still proves violent, the same externals and internals may be us'd as were formerly prescrib'd in the like kind of hæmorrhage. See immoderate flux of the *menfes*, &c.

17. If the birth should be delay'd, or protracted, on account of any impostumation, or ulceration in the *uterus*, discover'd some time before, the case must be treated in the manner formerly mention'd; due regard being had to the state of pregnancy. But if they happen to be discover'd just in the time of labour, we may order for the impostumation, if no other symptom contra-indicate, lenient clysters, emollient fomentations, and resolving liniments; but for the ulceration, pledgets dipt in warm red wine: the midwife being particularly careful to perform her office gently. And this is all that can well be done in these cases, till after delivery; and then they may be treated as ordinary cases.

18. If any old callosity, or cicatrix in the *vagina* or *uterus*, create a difficulty in the delivery, and the disorder was known during the time of pregnancy; the cure ought then to be attempted, in the manner formerly mention'd. See pag. 450, &c. But at present we can only use gentle emollient fomentations and liniments, consisting of milk, *ol. amygdal. dulc.* &c. Or else a piece of prepared sponge may be put up, in order to dilate the parts. And, in case of failure here, an instrument might be contrived for the same purpose; or else the callosity, or cicatrix, may be pared, and taken down by incision, to widen the passage of the child.

19. If



*Relaxation of  
the uterus.*

19. If the relaxation of the *uterus*, or its ligaments, retards the birth, no more emollient medicines must be used than are absolutely necessary; but cloths dipt in warm red wine may be frequently applied to the part. The posture of the woman must be such, as may best favour the disorder; and she ought to lie quiet as much as possible. In other respects, this case may be treated as the common bearing-down, relaxation or *procentia uteri*.

*Distortion of  
the vagina.*

20. When a distortion of the *vagina* hinders the exclusion of the *fœtus*, the woman must be placed in a suitable posture to answer it, so as most to favour the delivery; and for this purpose, that of standing is generally preferr'd. Other cases there are which require different postures, when the woman cannot be deliver'd in the usual manner, and particularly that of standing upon a stool: which was more practis'd anciently than it is at present. In this case the woman is to be supported under her arms, or may recline a little upon a pillow, laid in some convenient place. Particular distortions of the parts, situations of the child, the woman's usual way and manner of life, and other particular symptoms, may require still different postures, as kneeling, leaning, reclining, &c. which are best concerted by the mother and the midwife.

*In case of  
stickage.*

21. Sometimes the delivery will be retarded by the stickage of the child in the orifice of the *uterus*, between its neck and shoulders; which is a case that requires great care and expedition on the part of the midwife, to prevent the suffocation of the infant, and avoid pulling the head quite away from the shoulders, which make the resistance. This stickage is gently to be eased by introducing the fingers or hand  
be-



between the neck of the *uterus*, and that of the child.

Sometimes also the umbilical chord is wound about the neck of the child ; which requires to be disentangled, in order to the preservation both of the mother and the infant, before the time of delivery. To prevent any fatal accident from this cause, the midwife ought to satisfy herself, by examination, before she enters expressly upon her office ; and if she finds the chord thus entangled, by all means to endeavour to clear and reduce it to its natural situation.

### DISORDERS attending UNNATURAL BIRTHS.

1. **U***nnatural births* are those wherein the child *Definition.* presents it self any other way than with its head foremost, or downwards, and its face turn'd towards the mother's back.

2. *Unnatural births* may happen from the child's *Cause.* turning it self, or being turned, in the *uterus*, whether side-ways, supine, or otherwise ; so that the hands or feet, knees, shoulders, &c. may first, separately, or jointly present themselves. The umbilical chord also being broke, may sometimes appear first ; and so may the *placenta uterina*, and either adhere strongly to the *uterus*, or come away before the child.

3. The particular state of the case is best learnt *Diagnosticks.* by the symptoms attending the labour, compared with what appears upon examination, or search. If the throws are regular and strong ; the *vagina* and *uterus* sufficiently dilated ; the waters evacuated, and yet the birth does not come forward, we may conjecture that the child is large, or affected with a general or particular dropsy, as in the head, *abdomen*, &c.

4. The danger attending unnatural births al- *Prognosticks.* ways rises in proportion to the violence of the



symptoms, the continuance of the case, and the nature of the causes from whence it proceeds.

*General manner of delivery.*

5. All unnatural births ought, as much as possible, by artificial means, to be reduced to the natural kind. Thus, when the head presents itself side-ways, the child, if it be practicable, should be gently put back, and turn'd to the natural situation, before it is extracted. But if it is already advanced too far for this, for instance to the neck, it may then, by turning, be reduced to the proper posture, and extracted as in natural labours.

*If the child lie supine.*

6. If the child lie supine, with its face upwards, and it be found impracticable to turn him, he must be extracted in that posture; tho' the consequence is usually some small contusion or blackness in the face of the child, or a flatness of the nose, occasion'd by pressing against the *os pubis*, or *ossa innominata* of the mother.

*When dropscical.*

7. When the child is dropscical in the head, it may be known by the large bulk thereof, and the openness of its futures; while the other parts of the body are generally small, and wasted. If the extraction cannot here be made in the ordinary way, upon account of the unnatural magnitude of the head; the space between the futures may be cautiously pierced with a proper instrument, in order to evacuate the water collected therein. But if the child be dead, the same thing may be done without danger; and afterwards the woman will be deliver'd with ease. The like method is also to be taken when there is a dropsy in the child's breast or abdomen; due regard being had to the structure of the part, and the proper manner of making the puncture.

*When monstrous.*

8. If the *fœtus* be monstrous, either universally, or in any particular part, and the utmost endeavours both of the mother and the midwife, are unable to procure a delivery, so that the life  
of



of the patient is in imminent danger: the superfluous or unnatural part of the *fœtus* may be cut off with a proper instrument; or a division of the whole may be made; so that the pieces being extracted, it may save the life of the woman. And in all cases of this kind, or when we are certain that the child is actually dead, and can no other ways procure delivery, we must cut the *fœtus* into proper portions, and extract it piecemeal. But whilst there is the least reason to suspect the *fœtus* alive, all endeavours are to be used before the instrumental method of extraction is attempted.

9. If after the waters are broke away, the feet present themselves the first, some danger may attend any attempt to turn the child. 'Tis therefore more adviseable to endeavour to extract it, in the manner that offers; and when it is advanced so far as the hips, it may, with less hazard of its slipping, be gently drawn by wrapping a fine single napkin around it. But if the face now happens to be upwards, it ought to be turn'd downwards, to prevent the hazard of suffocation, violent contusion in the face, the catching of the chin, or pressure of the nose, against the *ossa innominata*, or *pubis*. If only one foot appears, let it be consider'd whether it be the left or the right, which will direct the search for the other; and when by this means they are both found and placed together, the operation may be perform'd as abovementioned.

10. When both the hands and feet present themselves at once, 'tis impossible to proceed whilst the child remains in this posture. The hands therefore are to be turn'd back or replaced, the feet remaining as before, and thus the extraction may be performed.

11. If one hand and arm, or both, come forwards, they must be put back, and re-  
placed,



placed, if possible; but when they are far advanced, the case is attended with danger, and the operation with difficulty. If this case should happen, and there are certain signs that the child is dead, the limbs which thus present themselves may with less danger be twisted off at the joints, by the bare strength of the hands, than cut away by the use of sharp instruments for the purpose. If after the hands are replaced, the head cannot be found, and much time has been already spent to no purpose, search may be made for the feet, and the *fœtus* extracted after the manner requisite in that case.

*The knees.*

12. When the knees present themselves, whilst the hams are turn'd backwards towards the *nates*, great care must be had not to mistake what is thus presented, for the head; to which purpose the part should be traced up to the ham; and the woman being laid in a convenient posture for delivery, search must be made for the feet; observing that the child's face be kept towards the mother's back; and thus it may be extracted.

*The shoulder.*

13. When a shoulder presents it self first, the case is difficult, upon account of the great distance of this part from the feet. To reduce the case, the child must be replaced, and then, as well as possible, the hand being introduced, search must be made for the feet; which being brought out first, the *fœtus* may be extracted.

*The back.*

14. When the back comes foremost, the child runs the risk of being suffocated, unless the posture be presently alter'd; nor will it be possible to procure delivery, without finding the feet, and bringing them out first.

*The nates.*

15. When the *nates* comes first, the posture must be reduced, and search made for the feet, as in other unnatural cases; but where this end cannot be obtain'd, delivery may be attempted in the manner wherein the child is presented:  
for



for there are instances of successful delivery in that double posture.

16. When the breast, or the belly presents first, *The breast or belly.* the case is often dangerous; because it is impossible to extract the *fœtus* as it lies in that posture; and the spinal bone can never be bent backwards with safety. When the belly presents it self, the umbilical chord generally appears first. In these cases the midwife is diligently to replace the parts, and find out the feet: remembering always to turn the face of the child to the back of the mother, and so to deliver it. When either side comes first, the case is less dangerous; and the method of extraction much the same.

17. If the umbilical chord come first, whe- *The umbilical* ther the child be in a natural or unnatural pos- *chord.* ture, the case will be attended with danger; unless the delivery be suddenly perform'd; because from a contusion of the part, or coagulation of the blood in the umbilical vessels, the circulation is apt to be stopp'd; which is frequently the death of the child, and causes violent symptoms in the mother. In this case the midwife must attempt to replace the chord, and afterwards extract the *fœtus*, either by the head or feet; the operation being expeditiously performed, for fear of a prolapsion of the chord, and the death of the child, who is commonly a great sufferer by this symptom, if not suddenly removed.

18. When the umbilical chord is broke, the *When the um-* danger is greater on the side of the mother than *bilical chord* of the child, because of the difficulty there will *is broke.* now be to extract the *placenta*; which remaining long behind, either in whole or in part, causes violent flooding, convulsions, and sudden death; whereas, on the side of the child, if once naturally deliver'd, this inconvenience is soon remedied by a ligature. If any part of the umbilical chord remains fixt to the *placenta*, it may



serve to conduct the midwife thereto; and then it may be separated in the manner described in natural births. But if it break close to the *placenta*, the case is very dangerous, because of the time usually required to find the *placenta* without a clue: during which also the *uterus* may be greatly contracted; or, at least, remain less capable of distention, when the waters have been long before discharged. In this case the hand must be introduced, and the *placenta* being distinguished from the bottom of the *uterus*, by its number of little inequalities, on the side where the umbilical vessels terminate; it may, if it be loose, or adhere not strongly to the *uterus*, be readily brought away, but if any part of it be fixed thereto, that must first be loosed, and set free by the fingers. And if, by this means, it cannot all be brought away, 'tis more eligible to leave some part behind, than by a rude treatment offer violence to the *uterus* it self; which might throw the patient into violent convulsions, and cause immoderate flooding, or even death it self: or if the woman should escape with life, inflammations, ulcers, gangrenes, &c. might be the consequence of such injuries. In this case it may be proper to give some such as the following medicines, to forward the expulsion of the *placenta*.

℞ *Aq. puleg.* ℥vj. *hysteric.* ℥ij. *tinctur. myrrh. castor.* āā ℥℔. *spt. croci* ℥ij. *m. f. julap. de quo capiat cochlear.* iv. *frequenter.*

Or,

℞ *Elix. proprietat. spt. c. c. succin.* āā ℥ij. *m. sumat gut. xxx. ter quaterve in die, cum haustulo vini albi.*

A galbanum plaster may likewise be applied to the navel. And if there be occasion, sneezing may be excited, by the use of a proper sternutatory, Emollient clysters also, and proper injections, may be of service.



19. When the *placenta* presents it self, or comes <sup>When the placenta comes first.</sup> quite away before the *fœtus*, the danger is very great; the child, in this case, being often suffocated; and the mother usually flooding violently, whilst the *fœtus* remains separated in the *uterus*, and cannot be readily excluded. The delivery is here immediately to be attempted; and extracting first the *placenta*, the child is instantly to be laid hold of, and brought away, without spending time to reduce it to the most desirable posture, if that cannot presently be obtained; for fear of endangering the life both of the mother and child. Upon a complete delivery, the flooding generally abates or ceases; but if it should not, it must be treated with proper astringents, in the manner hereafter mention'd. See pag. 475, and pag. 516, &c.

### THE INSTRUMENTAL METHOD OF DELIVERY.

1. **W**HEN the common manual operation <sup>Definition.</sup> cannot take place, so as to procure delivery, and the symptoms are so violent, as to threaten sudden death to the mother, recourse must be had to proper instruments, in order to extract the *fœtus*.

2. This is frequently the case when the child <sup>Use and danger.</sup> is dead, or dropical in any particular part, the woman weak, or when there has been any ill management thro' delay, &c. It is commonly attended with flooding, convulsions, syncope, &c. The instrumental method of delivery, except the *cæsarian* operation, is always death to the child, if it be not dead before; and not unfrequently proves fatal to the mother likewise, unless <sup>operator</sup> be very expert.



*The general  
manner of it  
describ'd.*

3. The instrumental method of delivery is, in general, this. If the child be actually dead, or if the life of the mother be in imminent danger; the operator introduces, with his right hand, the hooked instrument, called the crotchet, and made for the purpose, the point whereof is turn'd towards his own hand, for fear of hurting the *uterus*, and directed to the head of the child; which being once found, he fixes it, if possible, between the futures, or in one of the sockets of the eyes, or in the cavity of the ears or mouth. But if it can commodiously be fixed in the *occiput*, the hold will be the surer, and the operation performed to greater advantage. The instrument being thus fixed, the operator proceeds to extract the child; and after the head is once brought out, there is seldom any more occasion for the instrument; but he performs the remaining part of the operation with his hands alone, in the common manner. After the child is thus delivered, great care must be taken not to break the umbilical chord, because of the difficulty it would create in bringing away the *placenta*. A rupture of this kind is very easy, if the child has been dead for any considerable time; in which case the part will putrefy. Thus much for the general method of delivery by the instrument. In all the particular cases, we are to proceed in the manner formerly mention'd; only here no regard need be had to the situation of the *fetus*, as in case of natural births. 'Tis sufficient that the operator delivers the woman, safely and expeditiously, with that posture of the child, which best suits his intention. If the body of the *fetus* should come away, and the head be left behind, the instrument must again be introduced, and fixed as abovemention'd. But if it prove too large, as sometimes happens from a dropsy, &c. to be extracted at once, it may be prudently cut into several portions,



portions, by an incision knife; and it will then come away with ease. If both the head and *placenta* remain in the *uterus*, and the *placenta* be fix'd to the *uterus*, the extraction of the head must be first attempted; otherwise a violent flooding will succeed. But if the *placenta* be detach'd from the *uterus*, it may, if it is found readily practicable, be brought away first. For the other particular cases, see *moles*, *unnatural births*, &c.

## CÆSARIAN OPERATION.

**B**Y *cæsarian operation* is meant the cutting *Cæsarian operation, what.* thro' the *abdomen*, into the *uterus* of a pregnant woman newly deceased, in order to save the life of the child. And if the mother not long before her death perceived the usual motion of the *fœtus*; if the midwife can find any pulsation in the umbilical chord, or any of the arteries of the child, after the mother is dead, or just about the time of her death, there are some hopes that this operation may be attended with success; tho' the case is always dubious and uncertain: and we cannot well expect to succeed, when the woman has been dead more than a few minutes. The operation is said to have been *The manner of performing it.* antiently performed near the article of death, with a happy event, in respect of the child; but as it must always be fatal to the mother, whilst alive, the moderns never propose it till after her death. When the operation has been resolv'd upon some time before the death of the woman, and all things are got in readiness for it; immediately upon the last gasp of the mother, a large incision being made along the abdomen, between the *musculi recti*, so as to avoid the *peritonæum*, for fear of wounding the intestines, till the *uterus* appears; the knife must directly be plunged therein, but not at all deep, lest it touch the child; the



the *uterus* always growing thinner, as the natural time of delivery approaches. The membranes including the *fœtus* are then to be instantly divided; and separating the *placenta* from the bottom of the *uterus*, the child is with all possible expedition and dexterity to be taken out, and freed from the burthen, after the usual manner. At this time the child will very probably appear as if it were dead; tho' perhaps a small pulsation of the heart, umbilical chord, or arteries, may be found upon examination. Immediately the mouth, nostrils, ears, &c. must be cleansed and freed from their mucus; and the child washed all over with warm wine, or a little brandy and water, instead of the common lotion; and then wrap'd up in flannel, and placed before a moderate fire: by which means it may possibly be brought to manifest some remarkable signs of life. After this, it may be treated in the common method before deliver'd. The operation is called *cæsarian*, from a supposition that *Julius Cæsar* was delivered by means of it.



## S E C T. IV.

## DISORDERS consequent upon DELIVERY.

## F L O O D I N G.

*Definition, &c.* I. **T**H E delivery is immediately, or soon followed by a copious hæmorrhage, which proving continual for the time, is called flooding; being generally grumous, and of dangerous consequence, if immoderate, or of long continuance; especially in tender constitutions, or when it causes weakness, faintness, syncope, convulsions, &c. The regimen in this case should not be too hot. Rest is to be encouraged. The diet may

*Regimen.*



may be panada, fago, gellies, &c. The drink, wine and water, with a toast, &c. Proper paregorics should be exhibited occasionally, if the patient be any way restless.

2. If this case be prolong'd, or heightned, by *Cure in general and particular.* part of the *placenta*, grumous clods, &c. remaining in the *uterus*, the exclusion thereof may be attempted by gentle emmenogogics, as *borax*, *sperm. ceti*, *troch. de myrrh.* &c. the internal use of all pungent aromatics, and inflammable spirits, being avoided. If such medicines fail of success, the offending bodies must be extracted by manual operation; otherwise sudden death might ensue. After the total extraction hereof, the violence of the symptom generally goes off; and the patient, if the hæmorrhage were not excessive, presently recovers.

3. If the continuance of the case be owing to the difficulty of the labour, or any violence offer'd, or damage sustain'd in delivery, or bringing away the *placenta*, sleep and rest ought to be encouraged; a thickning balsamic diet should be used; and the patient ought to be kept moderately cool. Injections of warm red wine might be serviceable.

Or,

*R Vin. rubr. ℥iv. aq. plantagin. ℥ij. aceti acerrim. ℥j. alumin. rup. ℥j. sacchar. saturn. ℥ij. m. f. solutio cum siphone calidè injiciend. ter quaterve in die.*

The moderate use of acids is here convenient; or a few drops of spirit of vitriol, may now and then be properly taken along with some convenient liquor. And in general, the method requisite here is much the same with that observed in other violent hæmorrhages; due regard being now had to the cause, and particular circumstance of the patient.

4. If the flooding proves the more violent upon account of a plethoric constitution, phlebotomy may



may be allowed, provided the patient's strength will admit thereof. After which, the case may be treated as a common hæmorrhage, with restraining injections, particular local applications, and internal medicines. In general, the following mixture is excellent.

℞ *Aq. plantag. germin. querc. āa* ℥ iij. *aceti opt.* ℥ ij. *syrup. coral. cydonior. āa* ℥ ℔. *lapid. hæmatit. ppt. bol. armen. terr. japonic. āa* ℥ j. *m. sumat cochlear. ij. tertiâ vel quartâ quâq; borâ, agitato semper vase.*

Or,

℞ *Aq. cinnamom. ten.* ℥ vj. *acet. aq. theriacal. āa* ℥ j. *coral. rub. ppt. ℥ ij. alumin. rup. ℥ j. syr. cydonior. ℥ j. m. sumat cochlear. iij. frequenter.*

5. If a large collection of indurated *fæces* in the intestines, pressing upon the *uterus*, and sometimes colical symptoms, seem to occasion a continuance of the flooding, clysters may prove of service, being repeated occasionally. In all flooding, from what causes soever, the abdomen shou'd not be swathed too tight; because this generally increases the disorder. If the hæmorrhage still continues violent, and is attended with faintness, convulsions, &c. it may not be amiss to use some such as the following injection.

℞ *Vitriol. alb. ℥ iij. alumen. rup. ℥ j. solve in aq. plantag. vin. rub. acet. opt. āa* ℥ j. *℥ fiat injectio, cum siphone subinde adhibend.*

If other externals are required, they may be the same with those prescribed for a hæmorrhage at the nose. It may likewise be of service to dip linen clothes in oxycrate, and apply them to the regions of the abdomen and loins. For farther directions in this particular, see *hæmorrhages, disorders of pregnant women, &c.* pag. 318, &c. pag. 475, &c.



SUPPRESSION OR OBSTRUCTION of  
the LOCHIA.

I. **F**OR the first four or five days after delivery, a quantity of pure blood is evacuated by the mouths of the vessels where the *placenta* adhered; which proves large or small, according to the constitution of the woman, the heat of the climate, the manner of delivery, and other circumstances. After this time, the flux decreases, grows more serous, and daily appears less red, or somewhat of the colour and consistence of *pus*. These phænomena seem to proceed from much the same causes as they do in recent and digested wounds; the two cases being nearly parallel. The evacuation generally ceases in fifteen or twenty days from delivery; during which time it may greatly vary in point of colour, consistence, scent, &c. This flux is generally much less after a miscarriage, than after a perfect birth; especially when the woman was not far advanced in her reckoning. The *lochia* constantly decrease in their quantity, as the milk comes more plentifully into the breasts; which added to the white colour whereof they sometimes appear, has been the foundation of a conjecture, that the matter both of the milk and the *lochia* was the same. But the matter of the *lochia* has not the properties of real milk, as some persuade themselves; and, in reality, appears to be only discharged from the wounded vessels of the *uterus*, till their mouths are cicatrized. When this flux is regular and natural, the quantity thereof is proportion'd to the cause, the constitution, and the laceration of the vessels caused by the divulsion of the *placenta* from the *uterus*; the scent thereof is not fetid, but its change of colour and consistence gradual, without giving any signs that it is acrimonious, corrosive, or the like.



*Cause of their obstruction.*

An obstruction hereof may proceed from various causes ; as a diarrhoea, passions of the mind, especially anger or surprize ; the taking of cold, especially receiving the cold air at the mouth of the uterine vessels ; the use of astringent medicines ; an obstructed perspiration ; the drinking of cool liquors, &c.

*Prognostics.*

3. A suppression of the *lochia* is more or less dangerous in proportion to the degree thereof ; and the time of its continuance. If the stoppage be sudden, and happen upon the first two or three days after delivery, 'tis usually the cause of inflammatory disorders, pains in the head, a fever, difficulty of breath, and inflammation of the *uterus* ; and if not speedily remedied, the cause of abscesses, ulcers, and sometimes cancers, lameness, pains in the loins and lower belly, convulsions, the hysteric passion, &c. These disorders, however, are mitigated or prevented by other natural hæmorrhages, as of the nose, hæmorrhoids, &c. as also by particular evacuations, as profuse sweats, or an increased discharge of urine ; wherein a large quantity of a black sediment may be frequently observed.

*Regimen.*

4. In this case the patient must by all means be confined to her bed ; and lie therein with her head and body somewhat raised, in order to favour the evacuation. All that she drinks, ought to be warm ; a glass of warm wine is to be allowed between whiles ; and she may use for her diet, proper gellies, broths, panada, &c. If no inflammatory disorders appear, a warm perspirative regimen seems to be the most proper.

*Cure.*

5. It has, in this case, been often found successful to drink a small draught of *aq. hysteric.* and *aq. puleg. aa* twice or thrice a day. But in case of a fever, these hot waters are hardly allowable, except it be a small quantity of the latter, well freed from its pungent aromatic oil. Dry frictions  
upon



upon the legs, &c. may also be made to good advantage in this case. To these some add the use of cupping-glasses, either with or without scarification. Clysters likewise have their use in this case, unless it be attended with a diarrhœa; but they ought to be emollient and emmenogogic, and not considerably purgative. Injections also might here be of great service, prepared of a decoction of *rad. aristoloch. gentian. centaur. min. sabin. &c.* with the addition of *tinetur. myrrh. elix. proprietat. &c.* In the mean time, if the obstruction prove obstinate, and be attended with a *plethora*, phlebotomy is adviseable. And for internals,

R *Pulv. myrrh. borac. āa gr. 15. sperm. ceti, gr. x. sal. volatil. succin. gr. v. conf. rutæ ʒ j. syr. de artemis. q. s. f. bolus, 5ta quâq; borâ sumend. cum cochlear. iv. julap. sequent.*

R *Aq. puleg. rutæ āa ʒ iiij. hysteric. ʒ ij. tinetur. ellebor. nig. castor. sal. volatil. oleos. āa ʒ j. syr. de artemis. ʒ j. m. f. julap. de quo bibat etiam cochlear. iv. frequenter.*

Or,

R *Troch. de myrrh. ʒ j. borac. ʒ ʒ. pulv. sabin. rad. valerian. sylvestr. āa gr. viij. ol. rutæ chym. gut. i. m. f. pulvis sumend. pro re nata, cum cochlearib. aliquot julap. supra descript.*

The following drops may be given in any proper vehicle, as often as there is occasion.

R *Spt. sal. armoniac. tinetur. succin. myrrh. āa ʒ j. m.umat gut. 30. cum haustulo vini alb. aq. fontan. commixt. subinde.*

If a diarrhœa comes on, as the consequence, and not as the cause of this obstruction, or suppression, it ought not suddenly to be check'd; unless it prove so violent, or continue so long, as greatly to weaken the patient. In which case it may be treated as a common diarrhœa; regard being had to the present state of the patient. Thus, for example,

R *Pulv.*



*Immoderate Flux of the Lochia.* PART II.

R. Pulv. rad. rhabarb. torrefact. ʒß. troch. de myrrh. pulv. castor. opt. āa gr. v. ol. cinnamom. gut. i. syr. de artemis. q. s. f. bolus, b. s. sumend.

The disorders occasion'd by a suppression of the lochia, usually disappear upon the return of the flux. But if any particular symptoms should remain, as an inflammation, impostumation, &c. of the uterus, a lumbago, the rheumatism, &c. they must be treated as mention'd under those particular heads; due regard being had to the cause. See suppression of the menses, hysteric passion, &c. pag. 413, &c. pag. 420, &c.

## IMMODERATE FLUX of the LOCHIA.

*Description.*

1. **T**HE lochia sometimes flow so copiously, or continue so long, as greatly to weaken the patient, and endanger her life. The proper quantity of this discharge, indeed, cannot be universally assign'd; different circumstances and constitutions requiring it in different degrees: but in general, if there be a considerable loss of strength, or want of spirits, a low, weak, or intermitting pulse, the *facies hippocratica*, fainting, syncope, convulsions, pains in the *hypochondria*, abdomen, or the like; the discharge in such cases must be deem'd immoderate. And after recovery, the usual consequences of a violent hæmorrhage, as paleness, want of flesh, swelling in the legs and thighs, a dropical disposition, &c. will generally remain for some time.

*Regimen.*

2. The regimen requisite in this case, must be restraining, and should proceed gradually from the weaker to the more powerful things of that kind. Barley-gruel, panada, gellies, rice-gruel, harts-horn drink, &c. are here very convenient; a glass of red wine and water, being used between whiles. The patient ought not to be kept very hot. The sleep is to be moderate; and the drinking of thin liquids is not to be greatly en-



encouraged, for fear of bringing on a drop-sy.

4. Opiates given occasionally, are serviceable. But the restraining medicines may be some such as the following.

℞ *Aq. plantag. germin. querc. āa* ℥iij. *cinnamom. fort.* ℥i℔. *coral. rub. ppt.* ℥ij. *lapid. hæmatit.* ℥j. *syr. cydonior.* ℥vj. *tinetur. terr. japonic.* ℥j. *m. sumat cochlear. iv. frequenter.*

Or,

℞ *Aq. cinnamom. ten. ceras. nig. āa* ℥iij. *theriacal.* ℥i℔. *bol. armen. ppt.* ℥ij. *spec. de hyacinth. terr. japonic. āa* ℥ij. *syr. è coral. de rosis sicc. āa* ℥℔. *spt. vitriol. gut.* 15. *f. mixtura, de qua capiat cochlear. iv. 4ta vel 5ta quâq; horâ.*

Also,

℞ *Sal. prunel. ℥j. sang. dracon. ℥℔. m. f. pulv. sumend. cum haustulo vini rubri aqua fontan. com-mixt. ter quaterve quotidie.*

If internals fail of success, we must have recourse to externals; which, in general, may be the same with those prescrib'd in case of flooding after delivery, immoderate flux of the *mensës*, hæmorrhages at the nose, &c. But if these still prove unable to stop or abate the flux, dip a linen cloth in oxycrate, made cold by standing in a solution of *sal. armoniac.* and apply it to the small of the back, or the part affected. And also inject into the *uterus* the following solution.

℞ *Sal. nitri, alumin. rup. āa* ℥ij. *vitriol. roman.* ℥j. *sal. vitriol. ℥j. solve in aq. plantag. ℥iij. acet. acer. ℥j. & f. injectio, subinde in uterum, ope siphonis, injiciend.*

This is the method to be used in the most dangerous flux of the *lochia*; for those of the milder kind, we refer to common hæmorrhages, and in particular to *flooding*, both before and after delivery. See pag. 475, &c. pag. 516, &c.



## CONVULSIONS.

Cause.

1. **A** Violent extraction of the *placenta*, a retention thereof, a stoppage of the *lockia*, &c. are apt to cause convulsions after delivery; which are more or less dangerous, according to the cause, continuance, and degree thereof, compared with the constitution of the patient.

Cure.

2. If they proceed from a violent extraction of the *placenta*, which causes a large flooding, astringent injections prepared of red wine, *alum. rup. sacchar. saturn.* &c. will be proper. But if the vessels of the *uterus* are only lacerated or injured, without any considerable hæmorrhage, the injections should be emollient and anodyne, consisting of warm milk, *decoct. bord.* or a decoction of *fol. malv. flor. chamæmel. sem. lini*, &c. mixt up with *mel. rosat.* &c. When this symptom has its rise from a retention of the secundines, or a suppression of the *lockia*, sternutatories may be used to advantage; as also detergent injections, prepared with *rad. aristoloch. gentian. fol. absinth. vulg. artemis.* &c. To a decoction whereof may be added *mel. rosat. tinct. myrrh. elix. proprietat.* &c. In the mean time give proper anti-epileptic medicines along with such as are anti-hysterical.

But if any concremented blood, or grumous matter remain behind in the *uterus*, it must be extracted, before we can reasonably expect the convulsions should cease. When this symptom happens from, or appears together with a fever; and the patient is of a plethoric habit, the case may be treated after the manner of a suppression of the *lockia*, or *menstrual flux*; with due regard to the present circumstances. See pag. 519, and pag. 413, &c.



## HYSTERIC SYMPTOMS.

**W**OMEN are frequently troubled with *hysteric symptoms*, after the time of delivery; to remedy which, 'tis usual to order a galbanum plaster to be applied to the navel; and to put the patient into a course of anti-hysteric medicines, after the manner observed in the *hysteric passion*; with proper regard to the cause and circumstances of the present case. See pag. 420, &c.

## F E V E R.

1. **A**BOUT the third or fourth, and some-*When the fever* times about the fifth or sixth day after *comes on.* delivery, the usual symptoms of a fever appear; the *lochia* in the mean time continuing to flow regularly.

2. This fever seems to be the consequence of *Cause and* the diminution of the *lochia*, and increase of the *Diagnosics.* milk in the breasts; which being now fill'd therewith, become hard, turgid, painful and hot. The milk, at this time, is likewise of a thicker consistence; and the patient feels a pain and heat in her loins, back and shoulders.

3. This kind of fever is seldom dangerous; and *Prognostics.* generally goes off in a short time by a diaphoresis, without requiring the assistance of many medicines; or any thing more than the observance of a proper regimen, or the use of a slender diet. But fevers, proceeding from other causes, sometimes happen in particular constitutions after delivery, so as to prove violent, of long continuance, and of bad consequence; during which, the *lochia* are generally suppress'd; a particular that is reckon'd a certain mark whereby to distinguish this from the fever caused by the milk.



Regimen.

4. A slender regimen ought here to be observ'd, as well as in the former case; due regard being had to the suppression of the *lockia*, in order to promote the flux thereof. To which purpose the regimen might here be the same with what was order'd in that case.

Cure.

5. When a fever of any considerable violence happens from the distention, pain and inflammation of the breasts, upon account of the milk contain'd therein; it may be proper to bleed in the ankle. Phlebotomy is likewise very convenient when such a fever is attended with other inflammatory disorders, as a pleurisy, peripneumony, *angina*, pulsation in the head, &c. after which a gentle diaphoretic, alexipharmic, or cardiac may be exhibited in a moderate dose, and repeated occasionally.

6. If the breasts are considerably tumefied, or inflamed, a fomentation may now and then be used thereto, consisting of warm milk, or a decoction of *fol. malv. alb. flor. chamæmel. &c.*

Or,

R *Fol. alb. flor. chamæmel. melilot. āā m. ℞. coque in aq. fontan. q. s. & colaturæ ℥ x. adde spt. vin. camphorat. ℥ ij. m. f. fofus.*

Emollient cataplasms will also be of service.

R *Rad. alb. ℥ ℞. fol. malv. m. j. sem. lini, fœnugrec. āā ℥ ℞. coque in aq. fontan. q. s. & colaturæ adde pulv. sem. lini, farin. fabar. āā q. s. unguent. dialb. parum, ut f. cataplasma.*

The common cataplasm of bread and milk, will likewise serve very well in this case; a little oil or *axung. porcin.* and saffron being added thereto. But if the fever proceed from catching of cold, use gentle diaphoretics, or treat it as an obstructed perspiration. See pag. 327, &c. And when grumous matter, or coagulated blood lodg'd in the *uterus*, gives rise thereto, let proper anodyne and emollient remedies be made use of. See suppression of the *lockia*, pag. 520.

Dis-



DISORDERS from INJURIES done to  
the UTERINE PASSAGE.

1. **T**HE distention of the parts, and sometimes the laceration thereof, in delivery, is apt to cause an inflammation of the *uterus* and *vagina*; which, if not very violent, may be remedied by anointing them now and then with *axung. porcin.* the *unguent. dialth. ol. amygd. d.* or the like. And some there are who successfully use a solution of fullers-earth in water for the same purpose. But when the disorder is violent, the consequence of a very hard labour, and the parts are considerably tumefied: when 'tis increased by the lodgment of grumous matter, &c. in the *uterus*, and remains long after delivery; if it be likewise attended with a difficulty of urine, a great costiveness, a fever, convulsions, or the like, so as to threaten a scirrhus tumor or abscess; the case appears to be highly dangerous, and sometimes proves suddenly mortal.

2. The regimen here must be suited to the symptoms, and the cause from whence they proceed. In general, the diet should be of a cooling nature, or such as is proper in all inflammatory disorders. Rest is to be indulged, sleep encouraged, and all exercise avoided. The *abdomen* should not be swathed too tight, nor kept too warm. *Regimen.*

3. Such anodyne foment's, cataplasms, liniments, *Cure.* and injections, as will not retard the flux of the *lochia*, are here proper; together with the use of such internals, as are prescribed in inflammatory fevers. An inflammation of the *uterus*, caused originally by a difficult birth, or a suppression of the *lochia*, if it continue long, sometimes degenerates into ulcers, scirrhus tumors, or cancers, which are exceeding difficult to cure.



When these disorders are in their beginning, and happen in plethoric habits, and especially if the flux of the *lochia* is suppress'd, it seems adviseable to draw away now and then a small quantity of blood by phlebotomy. A gentle purgative clyster may likewise be injected between whiles : and the use of proper deterfive, anodyne and resolving injections may greatly conduce to the cure. After the *lochia* are entirely gone off, we come to give proper purgatives by the mouth. If the symptoms continue violent after the woman hath left her bed, and recovered her strength, a salivation may be propos'd before the disorder grows inveterate, or degenerates. In other respects these disorders may be respectively treated as common inflammations, abscesses, ulcers, scirrhoties, and cancers. An injury done to the *uterus*, in the time of delivery, may likewise cause a relaxation of its ligaments ; whence it comes to bear down, so as sometimes to appear almost inverted. This case, if not speedily remedied, may turn to a violent inflammation of the part, and bring on very dangerous symptoms. Rest ought here by all means to be encouraged ; and a convenient posture contrived. 'Tis afterwards to be treated with restraining injections, pessaries, and the like ; in the manner formerly mention'd under bearing-down of the *matrix* and *procidentia uteri*. From the magnitude of the child, the long continuance or difficulty of the labour, &c. the *uterus* and *vagina* are sometimes so immoderately distended, that they recover their tone and natural straitness again with difficulty. This disorder is always increased by the *fluor albus*. In this case it may be very proper to inject the following astringent liquor twice or thrice a day, or to use it warm by way of lotion.

R Cort.



R Cort. granator. flor. balauft. āa ʒj. bol. armen. terr. japon. alumin. rup. āa ʒʒ. coque in vin. rubr. tinct. rosar. rub. āa ℥iʒ. colaturæ ℥ij. sint pro injectione, vel lotione.

## AFTER-PAINS.

SOME time after the birth is brought away, the woman feels great pains in her loins, groins, &c. which are seldom dangerous, unless heightened by a detension of the *lockia*; which, in this case, ought by all means to be promoted. A strengthening plaster may here be applied to the small of the back; and if the patient is restless, sleep may be procured, and the pains eased, by proper doses of laudanum. But, in general, a proper regimen, with the observance of a due posture, usually effects the cure, without any occasion for particular medicines. The pains seem to proceed from a distention of the ligaments of the *uterus* in the time of delivery. The free use of *ol. amygd. dulc. sperm. celi, troch. de myrrh. &c.* is commonly prescribed after delivery, for the prevention or remedy of these pains; and generally with good success. See pag. 491, 492. If they are attended with flatulency in the *viscera*, proper carminatives must be ordered internally; and if there be occasion, a gentle clyster, well charged with carminative seeds, &c. In the mean time the abdomen must be kept moderately warm; and the liquors made use of should not be drank cold. The swathing should not be tight; and rest should be indulged; or if there be occasion, encouraged by the prudent use of opiates.

## HÆMORRHOIDS.

THE *hæmorrhoids* often succeed hard labours; and are much more troublesome than dangerous,



gerous. If they appear very turgid, leeches may be applied near the part, as has been mention'd in the hæmorrhoids, proceeding from other causes. In case they are attended with costiveness, proper regard must be had thereto; and, in general, the hæmorrhoids succeeding delivery must be treated as the common sort. See pag. 282, &c.

### PROCIDENTIA ANI.

**A** Hard or difficult labour is sometimes succeeded by the falling down of the *rectum*, which ought to be re-placed as soon as possible, in the manner formerly mention'd under diseases of the *anus*. See pag. 287. After it is thus re-placed, restraining fomentations may be used to the part, prepared of red wine, *flor. balauft. cort. granator.* &c. the patient observing to lie supine, or in a posture that best favours the disorder. In other respects this case may be treated as the common; only if the hæmorrhoids should happen a little before the time of delivery, they can hardly be remedied till that is over; in which case the woman must use her utmost endeavours to regulate her throws, so as least to affect the disorder'd part.

### DILACERATION of the PERINÆUM.

**I**T sometimes happens, from a very difficult labour, or some rough management in the delivery, that the *perinæum* is rent asunder; whence the *fæces* come to be excluded thro' the *pudendum*, as well as by the *anus*. This case is attended with little danger, tho' very disagreeable; but after it has once happen'd, 'tis very difficult, and scarce possible to prevent the same in future deliveries. The sole remedy for it



is the manual operation, which is perform'd The operation for it. in the following manner. The patient being laid in a convenient posture, as soon as the symptoms consequent upon delivery will admit, the *puendum* is first to be cleans'd of any *faeces* that may happen to be lodg'd therein, by means of proper injections, or otherwise; and after the parts are again dried, as much as their nature and situation will permit, the rent must be stitched up the whole length thereof, at a proper depth from the surface. Then pledgets being dipt in some suitable agglutinant, as the *liniment. arcae*, &c. the whole is to be secured with a convenient plaster, and, if there be occasion, a bandage; which may be removed as often as is required. Care must afterwards be taken, by ordering a proper posture, to prevent the tearing out of the stitches; which ought by no means to be continued to such a length, as any way to straiten the entrance of the *vagina*, or *uterus*, which might prove of very ill consequence in the next delivery.

## ABSCESSSES.

**A** *Bscesses* in several parts of the body, as in the groin, hips, thighs, feet, &c. are sometimes consequent upon delivery; which tend to suppuration, and sometimes cause a continual lameness. These will often appear after all the other symptoms are gone off; tho' they are sometimes the consequence of inflammatory disorders, during the time that the woman is confined to her bed. And however dangerous they may prove of themselves, they generally appear to be the crisis of the disease which gave rise thereto. If these abscesses, or tumors, cannot be carried off by proper artificial evacuations, as phlebotomy, purging, &c. (with the use of calo-



calomel between whiles, in proper doses, where the strength of the patient will admit thereof; at the same time ordering gentle perspirative foment's, liniments, and cataplasms;) we must have recourse to the contrary method, and endeavour to bring them to suppuration; and when the matter is fully ripened, open them with the lancet or caustic; and attempt their cure by digesting and incarning them. But in case they turn to scirrhus or scrophulous ulcers, they must be treated accordingly, as we shall hereafter mention. See pag. 625, &c. 614, &c.

### DISEASES in the BREASTS, consequent upon DELIVERY.

#### *Definition.*

1. **T**HE breasts of women, after delivery, are apt to be variously affected by the quantity, want, or consistence, the stagnation, retention or coagulation, or some ill quality of the milk therein; whence proceed inflammation, hardness, excoriation, and fissures in the nipples, and at length tumefaction, impostumation, scirrhusity, and cancerous ulcers. These symptoms may also be augmented by a suppression of the *lochia*, or take their rise from external injuries, as bruises, &c. and generally appear the most violent after a woman is delivered of her first child.

#### *Diagnostics.*

2. Pains and inflammations of the breasts, are attended with tension, heat, and redness of the part, a fever, and other symptoms of an inflammation. The breasts sometimes appear livid and tumefied, when the inflammation is of long continuance. When the tension and fever diminish, 'tis a sign the tumor tends to impostumation. When the tumor grows scirrhus, 'tis known by its



its being hard, immoveable, not painful, and of a dark reddish colour. When the impostume breaks, it turns to an ulcer; which is laudable, when the *pus* appears white, of a good consistence, and moderate in quantity; and the ulcer it self but shallow, unattended with hardness, callosity, or discolouration. But if the matter be sanious, thin, fetid; and the ulcer deep, sinuous, livid, hard, callous, or of long standing; 'tis reckon'd of a malignant nature. When the symptoms of scirrhusity greatly increase, and the tumor comes to break, 'tis then called a cancerous ulcer. When the milk curdles in the breast, an inflammation frequently attends; especially if this case happens within a few days after delivery. But when it appears, as is not unusual, fifteen or twenty days after the breasts have been suck'd, they now become hard, unequal, and rugged, without any redness; and the glands thereof being over-distended, are distinctly visible. A cold shivering here usually seizes the small of the back; which is often followed by a fever, in about four and twenty hours time. Varices appear in the breasts, which may be known by their turgency, winding figure, and azure colour; being more or less visible, as the veins lie more superficial or deep. The excoriation and fissures of the nipples, are sometimes so violent or malignant, as at length to take off the part wherein they are seated; and leave an ulcer behind that is very difficult of cure.

3. The pain or tumor of the breasts, which usually comes on soon after delivery, seldom proves dangerous or difficult of cure; unless the breasts turn scirrhus, cancerous, or ulcerous. *Diagnosis.*

4. A moderate and slender regimen ought here to be observ'd; and the body should by all means be kept soluble. *Regimen.*

5. If



Cure.

When from a  
suppression of  
the lochia.

5. If a suppression of the *lochia* gave occasion thereto, the flux thereof is to be promoted. If a *plethora* were the cause, gentle evacuations as cupping, bleeding, purgation, &c. may be serviceable. If any bruise has preceeded, or gave rise to the disorder; after phlebotomy, the following liniment proves very beneficial; and is of great use in most external inflammations.

℞ Unguent. popul. dialth. ol. rosar. aceti vin. alb. āā ʒss. spt. sal. armoniac. ʒij. m. f. liniment. cum quo inungantur partes affectæ, calidâ manu, subinde.

After the use hereof, the following plaster may be applied to the parts.

℞ Emplastr. diachyl. simp. è cymin. āā ʒss. diachyl. cum gum. ʒj. m. & extende super linteum, partibus affectis applicand.

Cataplasms also have their use in this case, prepared after the following manner.

℞ Rad. sigil. solomon. lilior. alb. alth. āā ʒss. flor. melilot. m. j. coque in aq. fontan. & colaturæ adde pulv. sem. lini, fœnugrec. āā q. s. ung. dialth. parum. m. f. cataplasma.

If a fomentation be required,

℞ Fol. malv. alth. āā m. ss. flor. hyperic. sambuc. āā m. j. coque in aq. fontan. q. s. colaturæ ℥j. adde spt. vin. camphorat. ʒij. m. f. fatus.

Lotions likewise are sometimes used with success in this case. The following is excellent, if there be great pain and inflammation.

℞ Aq. calc. aceti vin. alb. spt. vin. camphorat. āā ʒij. tinct. croc. ʒss. troch. alb. rhas. ʒij. spt. sal. armoniac. ʒj. opij ʒss. m. f. lotio.

In the mean time proper internals may likewise be made use of; such as gentle diaphoretics, diuretics, &c. If the case degenerates into an impostume, a scirrhus tumor, or a cancer, it must be treated accordingly. See pag. 623, &c.

6. If the breasts appear to be hard, on account of the curdling of the milk therein; they ought

to



to be drawn by means of glasses, or other proper contrivances, before the child is put to suck; but if the child is not intended to suck the mother, proper means must be used, in order to discuss, resolve, and dissipate the tumor or repel the milk. To prevent its curdling, the breasts *From the curdling of the milk.* ought to be kept close and warm. A frequent use of fresh-drawn linseed oil, by way of liniment, has sometimes proved very effectual in resolving a painful hardness in the breasts, caused by the coagulation of the milk therein. The fomentation last described, may likewise be used in this case, if the hardness remains obstinate, in order to discuss it.

5. If the tumefaction of the breasts cannot be discussed by the usual cataplasms of linseed-meal, bean-flower, &c. together with the use of proper evacuations, suited to the nature of the case, and the circumstances of the patient, but remaining obstinate, forms it self into a sharp, soft rising; 'twill probably suppurate and break. *When tending to suppuration.* In this case no repellants must be apply'd, but the suppuration ought to be promoted by the frequent use of emollient cataplasms, in order to ripen the tumor, and bring it to a head. The common cataplasm of bread and milk, with the addition of a little saffron, may serve very well for this purpose; or that of the mealy seeds, mix'd up with a decoction of *rad. alb. lilior. alb. &c.* But if it tends slowly to suppuration, let it be encouraged with the addition of *rad. bryon. recens.* to the cataplasm; as also a little *unguent. dialth.* And when suppuration is the thing in view, a low regimen ought not to be ordered; and no evacuating medicines should be used.

6. When the tumor actually contains matter, *When the tumor contains matter.* which may be known by the quashing or fluctuation thereof, perceiv'd by making the breasts vibrate



vibrate between the fingers ; and it is sufficiently ripe, which may be known by the time of its continuance, compared with the preceeding signs ; it ought to be opened in the most dependant part with a caustic, which will afford a more constant and copious discharge of matter, and prove more advantageous than incision, in case of sinus's, a tendency to scirrhoty, or a cancerous tumor ; and after this, it is to be treated as an ulcer, whether simple, sinuous, scirrhus, or cancerous. When there is nothing but a simple impostumation, unattended with any ill symptoms, and it be well ripen'd ; it may suffice to open it with a lancet, which causes but little loss of substance, and no considerable cicatrix. But care must be had in this case, not to wound any large blood-vessels, which lie principally towards the *axillæ*. After the discharge of the contain'd matter, if it be laudable, the ulcer may be incarned with all convenient speed, by the use of the following, for the dressing.

*R. Unguent. basilic. flav. liniment. arcæi āā 3vj. pulv. myrrh. 3ij. mastich. aloes āā 3ß. mel. rosat. vitell. ovi āā 3ij. m. f. liniment.*

This liniment may be applied warm with pledgets ; but too many of them ought not at once to be crowded into the ulcer ; which might greatly protract the cure, and bring on very ill symptoms. If before the ulcer is incarn'd, there be occasion for digestives, they ought to be used no longer than they appear to be absolutely necessary ; to prevent a large suppuration, which too frequently happens in these cases. If mundificatives are required,

*R. Unguent. apostolor. nicotian. liniment. arcæi āā 3ß. præcipitat. rub. lævigat. 3j. pulv. myrrh. rad. aristoloch. rotund. āā 3ß. m. f. liniment.*

If the edges of the ulcer grow hard or callous, apply thereto *emp. de mucilaginib. or diachyl. cum gummi,*



*gummi*, mixed with a small proportion of *sperma ceti*; or take them down by incision. But if there be no hardness, the dressings may be kept on with *emp. diachyl. simp.* or *de min. fusc.* Fungous or spongy flesh appearing, may be taken down with the common caustics. When the flesh is nearly level with the lips of the ulcer, the following will serve to cicatrize it.

℞ *Unguent. diamphol. desiccativ. rub. tutiæ, alb. camphorat. āā 3 ij. trochisc. alb. rbas. lapid. calaminar. āā 3 j. sacchar. saturn. 3 ij. m. f. unguent.*

As ingredients in such kinds of unguents may be added occasionally, *sang. dracon. bolus armen. plumb. ust. cret. alb. crocus mart. astring. &c.*

7. When the ulcer is sinuous, deep, and winding, which may be known by the introduction of the probe, and the quantity or current of the matter discharged, the case is adjudged difficult of cure; especially if the matter be sanious, and the sinus's numerous. It also sometimes happens, that several glands suppurate and dissolve away, in different parts of the breasts, and so cause different impostumes, or ulcers, either at the same, or at different times; and require so many different operations or incisions. But when there is any communication between them, 'tis generally thought best to lay them all into one, either by the lancet or caustic. And if the sinus ever runs deeper than the mouth of the ulcer, it must be opened in that part, otherwise an inflammation, or malignant symptoms may ensue. If the pus be not regularly discharged, but kept back in the ulcer, it will be apt to acquire a bad consistence, retard the cure, and heighten the symptoms; for which reason the dressings in this case ought to be the more frequent; the dossils made use of being small and soft. The growth of fungous flesh must here also be carefully prevented, by the

*When the ulcer is sinuous, &c.*



the application of *calcanthum*, or the like. But injections, or lotions, being, on account of their form and manner of application, more convenient for sinuous ulcers, than dry powders or liniments, the *aq. aluminos.* may be here used to advantage.

Or,

℞ *Unguent. ægyptiac.* ʒij. *linct. myrrh. mel. rosat.* āa ʒj. *vin. rubr.* ʒij. *m. f. injectio.*

The following may, at once, serve both for detarging and incarning.

℞ *Rad. aristoloch. rotund. gentian. gum. mastich.* āa ʒj. *flor. rosar. rub. balaust.* āa ʒʒ. *sacchar. cand. rub.* ʒʒ. *vin. rub.* ℥ʒ. *coque parum, & colaturæ adde linct. myrrh. & aloes* ʒj. *balsam. peruvian. terebinth. venet. (in vitello ovi solut.)* āa ʒij. *mel. rosat.* ʒj. *m. f. injectio, vel lotio, pro re nata adhibend.*

Soon after the evacuation of the matter, it may greatly conduce to the cure of the ulcer, to endeavour to repel or discuss the milk in the breasts. During the cure, the body ought to be kept soluble, and the diet should be easy of digestion. If the patient is of a phlegmatic constitution, an issue may be cut to good advantage, and the decoctions of the drying woods prescribed; together with the use of properedulcorants, and particularly millepedes. But if the ulcer prove very stubborn, and hard to remove, a course of calomel may be enter'd upon; after the symptoms consequent on delivery are totally gone off, and the woman has recovered her strength.

*When scirrhus.*

8. If the ulcers grow scirrhus, the matter evacuated usually appears sanious, the cure proves tedious, and the ulcer degenerates into a cancer. In this case, all external, unctuous medicines are to be omitted, and suppuratives are not to be trusted alone. When there is only



only a suspicion of this case, the following may be used for the dressing.

R *Liniment. arcæi, basilic. flav. terebinth. venet. vitel. ovi* āā ℥℥. *præcipitat. lævigat.* ʒj. *pulv. myrrh. rad. aristoloch. gentian.* āā ʒ℥. *bals. peruvian.* ʒij. *m. f. liniment.*

In order to remove any scirrhusity that may appear round the ulcer, proper evacuations, such as bleeding, purging, &c. should be made use of; as also warm perspirative fomentations. But in case it remain obstinate, and cannot be brought to suppurate regularly, emollient fomentations and cataplasms are to be employ'd. The following embrocation may likewise be serviceable.

R *Fol. melilot. hyperic. absinth. vulgar.* āā m. j. *coque in aq. fontan. q. s. colaturæ* ℥j. *adde spt. vin. camphorat.* ʒij. *aq. regin. hungar.* ʒj. *spt. sal. armoniac.* ʒ℥. *m. f. fctus.*

If the case still grows worse, and seems likely to prove obstinate, proper evacuations must take place, as bleeding, cathartics, &c. but especially emetics of *turpetb. min.* by way of revulsion. And if these fail of success, a partial or a total salivation may be advised; and afterwards a course of diet drink, made with the drying-woods. But if the patient appears to be hectic, such a course is not to be advised; but instead thereof a milk diet, with the testaceous powders, and a change of air.

9. When a scirrhus tumor happens in the <sup>*A scirrhus*</sup> the breasts, without any appearance of matter, it <sup>*tumor in the*</sup> must either be repell'd, or resolv'd, by the ex- <sup>*breasts without*</sup> ternal use of proper perspiratives, or discutients; <sup>*matter.*</sup> together with the assistance of evacuating medicines; or be brought, if possible, to suppuration, in the manner just now prescribed. But if the case grows scrophulous, or degenerates into a cancer, it must be treated accordingly, in the



manner we shall mention hereafter. See pag. 623, &c.

*Varices in the breasts.*

10. When *varices* appear in the breasts, or the vessels thereof are knotted, or preternaturally distended, and the case is superficial, or unattended with an ulcer, and the patient is of a plethoric habit, phlebotomy will be very convenient; and afterwards the use of proper fomentations to the part, prepared of red wine and water, or oxycrate boil'd with *flor. rosar. rub. balaustior. cort. granator.* &c. The wearing of a proper plaster upon the part may likewise conduce to the cure. For which purpose a mixture of equal parts of *de minio rub.* & *diachyl. simp.* seems the best. But when the *varices* go deep, and appear to be complicated with a scirrhusity, or cancer, as not unfrequently happens, the case must be treated with due regard to these symptoms. And here it might be very convenient to order issues; for they often seem to do service in these cases.

*Excoriations, fissures, and loss of the nipples.*

11. Excoriations, fissures, and loss of the nipples, are common cases, and often prove very troublesome. But fissures and excoriations are seldom dangerous; tho' they will sometimes continue long. They may proceed as well from the venereal taint, or ulcers in the mouth of the child, which infect the breasts, during the time of giving suck, as from the distention or bursting of the small vessels by the milk. They sometimes turn fistulous, or ulcerate, and close up the passages of the milk. When there is only a simple excoriation, it may suffice to bathe the part affected now and then with warm milk, or to apply a compress that has been dipt therein, and keep it on for half an hour at a time; or renew the application as the former grows cold. It has also been found serviceable in this case to rub fresh cream upon the nipples, or to apply



apply it thereto spread upon fine linen. But where the *fibrillæ* of the nipples appear to be dry, parched, or crispy, the following mucilage may be more successfully used.

℞ Gum. arabic. ʒ ij. sem. cydonior. psyl. āa ʒ ij. gum. tragacanth. gr. x. coque parum in aq. rosar. damasc. ʒ iv. colaturæ adde mel. rosar. ʒ vj. f. mucilago, cum qua frequenter illinantur papillæ.

The following liniment will also answer the same end.

℞ Sperm. ceti ʒ ij. cer. alb. ʒ j. ol. amygd. dulc. ʒ x. solve simul, deinde adde croc. pulveriz. ʒ β. sacchar. alb. ʒ iβ. m. f. liniment.

These externals, however, seldom in inveterate cases perform the cure of themselves; and ought rather to be omitted, or at most but sparingly used, when the *fibrillæ* of the nipples are lax and moist. The following is esteemed a more general and certain cure for fissures and excoriations in the nipples.

℞ Unguent. pomat. recent. ʒ β. amyl. pulv. bol. armen. āa ʒ iβ. sacchar. alb. ʒ j. croc. pulv. gr. v. m. f. liniment. frequenter adhibend.

Or,

℞ Unguent. desiccativ. rub. diapomphol. alb. camphorat. āa ʒ ij. tutiæ ppt. ʒ iβ. sacchar. alb. ʒ j. m. f. unguent. in eundem finem.

The following is both desiccative and deterfive, and has been often used with success.

℞ Unguent. alb. camphorat. ʒ β. pulv. boli armen. ʒ ij. trochisc. alb. rhas. amyl. opt. āa ʒ j. mel. opt. q s. f. unguent. A kind of specific for fissures in the nipples, is by some held as a great secret, tho' no more than to touch them with ol. myrrh. per deliquium.

These liniments, or unguents, are constantly to be well washed off the nipples with warm milk, before the child is suffer'd to suck. And in order to keep on the dressings, little perfo-



rated cups of wood, or lead, or nipple-glasses, ought to be applied, which, upon occasion, may give vent to the milk by suction or otherwise. But if the disorder is increased by the sucking of the infant; he ought to be wean'd, or put to another nurse, whilst the milk of the mother is either dried up, or drawn out by some proper contrivance, as by the use of sucking-glasses, made for the purpose. There are some who for fissures in the nipples, where a detergent is requir'd, only use fine powder'd sugar, to fill them up: applying a little *unguent. tutiæ* over it: and this with very good success. If spongy flesh grows up in the cure, a little levigated red precipitate should be added to a due proportion of *ung. rub.* for the dressing; or it may be taken down with the common caustic. When there happens an ulcer in the nipples, it frequently grows callous; which case must be remedied by proper fomentations, and the use of emollient medicines, or caustics, as above-directed. If by means of an ulcer, or the like, the nipples should be entirely consum'd, the child being wean'd or put to another nurse, the extraction, or formation of a new one, may be attempted, by the use of proper breast-glasses, and a well regulated suction. The ulcer being well deterged, may be incarnated and cicatrized in the common manner, with *unguent. tutiæ, diapompholyg. desiccativ. rub. &c.*

*Disorders from  
too much milk.*

12. When the milk offends merely by reason of its quantity, it is apt to distend the vessels of the breasts, and occasion an inflammation, pain, and other violent symptoms. This not unfrequently happens within the first fifteen or twenty days after delivery; during which time a remedy may be necessary; but afterwards a large quantity of milk seldom proves troublesome; the flux of the *lochia* then gene-



generally abating. But if an immature suppression of the *lochia* give rise to this disorder, the flux thereof ought to be again promoted in the manner already mention'd. See pag. 492. Presently after delivery, in order to prevent too large a flux of milk to the breasts, 'tis usual to apply diachylon plasters to them; and if these do not repel the milk, instead of the plaster, they apply a mixture of *popul.* and *unguent. alb.* spread upon linen. A mixture of oil of roses, and vinegar, is likewise recommended for the same purpose; as are also rags dipt in brandy, and applied to the *axillæ*. But generally where the mother designs to be nurse herself, the diachylon plasters are sufficient; and the other things need not be used, unless where the quantity of milk is so great, as to endanger the appearance of violent symptoms. The new-born child ought not to be put to suck the breasts of the mother, for three or four days after delivery; and some refrain for a longer season; but in the mean time have their breasts drawn in an artificial manner. But if the breasts are, notwithstanding, greatly distended and painful, and if it be now about the fifteenth day after delivery, and no forbidding symptoms appear, a gentle cathartic may be exhibited, and, if the woman is plethoric, repeated occasionally. In the mean time the diet should be slender, and the same general method observ'd, as in order to discuss the milk. See pag. 544. §. 17.

13. It sometimes happens, that there is not a sufficient quantity of milk prepared, or sent to the breasts, for the nourishment of the child. *Want of milk in the breasts.* In this case the woman is to assist and promote the generation of milk by a suitable diet and regimen; as by the use of emulsions, proper gellies, broths, wine, good malt liquors, &c. together with a juicy food, of easy digestion.



But if the case proceed from a weakness in the constitution of the woman, which cannot dispense with a high nourishing diet, it will be proper to wean the child, or put it to another nurse; and what remains of the milk in the breasts may be discuss'd, in the manner we shall presently mention. See §. 17.

*When the milk is too thick.*

14. When the milk in the breasts is of too thick a consistence, yet in sufficient quantity, a slender, liquid, and diluting diet should be made use of. Spirituous liquors, and every thing that might cause a viscosity in the juices, should be avoided. However, a glass of wine diluted with water, may be now and then allow'd. Tea, sack-whey, or the like, are here proper liquors. But if the symptoms are violent, it may be very serviceable to give between whiles a small dose of the *cortex*, or some proper chalybeate, which may have the power to liquify the blood and juices.

*When too thin.*

15. When the milk is too thin and watery, the contrary method to that last mention'd is to be observ'd. The diet should be solid, or strong gellies made use of frequently; with a proper quantity of such flesh-meat, as is easy of digestion, and affords good nutriment. And in general, the same method may here be observ'd, as was order'd in case of a deficiency of milk. See §. 13.

*When changed in the breasts.*

16. Sometimes the milk will turn acid in the breasts, or acquire a taste different from the natural. In this caseedulcorants, as the testaceous powders, *pulv. sarsaparil.* &c. ought to be freely used; or a course of the anti-scorbutic juices order'd, as in case of the scurvy; due allowance being made for the present circumstances.

*To discuss the milk in the breasts.*

17. When the milk, upon account of some indisposition of the mother, or other particular reason, which prevents her giving suck, is to be

re-



repell'd, or discufs'd ; 'tis usual, in the first place, to apply diachylon plasters to the whole breasts, or plasters of *deminium* ; as likewise the mixture of *populeon* and *unguent. alb.* spread upon linen. But when the breasts are full of milk, they ought to be drawn, before the use of any external applications ; after which they may be bathed with warm brandy, and then covered with flannel, or plasters of diachylon. Fine rags also dipt in rum, or brandy, may be apply'd to, and worn under the *axillæ* ; being renewed as there is occasion. Oxycrate also is used in the same manner, to the same purpose. Others advise a warm solution of allum in vinegar, to foment the breasts withal ; covering them afterwards with grey paper, or linen rags dipt in the same ; or applying them under the *axillæ*. Honey, likewise, applied by way of cataplasm, to the breasts, has been found effectual for this purpose : so have the lees of red wine, and solutions of the *trochisc. alb. rbas.* in *aq. calcis.* or *aq. plantagin.* During the use of these, or the like means, it will be proper to observe a slender regimen ; and to promote, as much as possible, the flux of the *lochia* ; and when that is totally stopp'd, to use phlebotomy, clysters and purgatives, as the symptoms shall indicate, or the constitution permit. The repelling medicines in this case ought not to be very strong, frequently renew'd, or very long continued ; as being apt to cause inflammation, hardness, or scirrhusity. When external repellents have not the desired effect, so as totally to prevent the arrival of milk in the breasts, it ought, rather than it should stagnate there, to be now and then drawn out by suction with proper instruments ; lest by remaining therein, or being too forcibly repell'd, it should cause violent symptoms.



The following medicines, used under such regulation, may be very successful in drying away the milk.

### Emplastrum discutiens & resolvens.

℞ *Emp. diachyl. simp. de minio fusc. de sapon. āā ʒj. de cumin. ʒ℥. solve & adde ol. succin. ʒj. m. f. emplastrum, cujus parum extendatur super pannum linteum, mammis applicand.*

### Unguentum discutiens.

℞ *Unguent. popul. alb. camphorat. laurin. nutrit. mel. opt. āā ʒ℥. m. f. unguent. cum quo subinde inungantur mammæ, calidâ manu, superapplicand. de emplastr. præcedent.*

### Mixtura discutiens.


℞ *Aq. vitæ, acet. opt. ol. hyperic. āā ʒij. aq. calc. plantag. sperm. ranar. āā ʒ℥. sacchar. saturn. alumin. rup. trochisc. alb. rhas. āā ʒij. spt. sal. armoniac. ʒj. m. & utatur instar fotûs.*









# DISEASES OF INFANTS.



## PART III.



### SECT. I.

I.  HILDREN being apt to receive injuries in the *uterus*, during the time of pregnancy, or in the delivery itself, 'tis proper, soon after they are born, by a particular search, to see if all be right about them ; in order to rectify such disorder, before it grows fixed or inveterate.

#### BRUISES.

2. Bruises frequently happen in the head, or *Bruises in the* other parts of infants, caused by the rough treatment *head.*  
ment



ment of the midwife, or otherwise. And sometimes a large tumor appears on the top of the head, occasioned by the pressure of that part against the internal orifice of the *uterus*; which is not so easily dilated, as the other parts thereof. The same may likewise proceed from the hard grasping of the part by the hand of the midwife. The tumor here is sometimes so large and so hard, that before delivery it occasions a doubt as to the part of the child which first presents it self. In which case, the person who performs the office of midwife, must satisfy himself, by introducing his hand on either side the tumor, so as to feel the bones of the *cranium*; at which time, he will generally find, likewise, that the tumor is hard. Other parts of the body, as well as the head, are also apt to be bruised in the *uterus*, or upon delivery, as the arms, legs, &c. which may proceed from a wrong posture of the child, or by its remaining too long in the passage.

The medicines proper to discuss these kind of tumors, or cure the contusions on the head of the child, are such as the following.

R *Spt. vin. camphorat. ol. amygd. dulc. āa* ʒ ij.  
*spt. lavend. comp. ʒ* β. m. & cum hoc inungatur  
*pars affecta.*

Or,

R *Aq. regin. hungar. ol. rosar. āa* ʒ β. *bals. peruvian. ʒ* j. *ol. succin. gut. v. spt. sal. armoniac. gut.*  
*ʒo. m. in eundem sinem.*

The part may likewise be now and then fomented with warm milk.

But if we find that it begins to suppurate, we must by all means encourage and hasten the discharge of the matter, which might otherwise, by being detain'd too long, corrode the *pericranium*, and cause a *caries* in the tender skull of the infant. In this case therefore it will be

con-



convenient, immediately to apply to the part *emp. diachyl. cum gum.* or *emp. de mucilagimib.* or the common cataplasm of bread and milk. And as soon as any quantity of matter is collected, the part ought directly to be opened, in order to the discharge thereof. The dressings in this case may be of *liniment. arcae*, mixed up with a little *peruvian* balsam, and used warm; covering them with a plaster of simple diachylon.

When any of the extreme parts of the child *Happening in* are bruise'd, or hurt in delivery; the medicines *other parts.* just now describ'd for contusions in the head, may be serviceable here likewise. But if a contusion should happen in the *scrotum*, proper fomentations must be used to the part, made after the following manner.

*R Cort. granator. flor. balaust. āā ʒj. flor. rosar. rub. melilot. āā m. ℞. coque parum in vin. rubr. ʒ viij. colatura sit pro fotu.*

When a fracture or dislocation happens to infants in delivery, the case is to be treated as in adults; due allowance being made for the tenderness of the subject. If the contusion be so great as to require the use of internals; a little syrup of rhubarb, or the powder of that root, may be serviceable: a small spoonful of canary being likewise exhibited between whiles. In other respects, contusions in children may be treated as in adults; with the necessary regard to the difference of the subject.

#### TUMEFAC-TION and a MILKY HUMOR in the BREASTS.

3. Sometimes the breasts of the infant are tumefied, and seem to contain some quantity of milk; part of which may be gently pressed out with the fingers, and the remainder repelled by means of a diachylon plaster, applied to the part,  
Or,



Or else a mixture of *populeon* and *unguent. alb.* being rubb'd thereon, the future separation of this white humor may be prevented by a swathe, or gentle stricture.

#### WEAKNESS OR FAINTNESS.

4. Sometimes upon delivery, especially when it has been long delayed, the child appears so weak, or faint, that 'tis hard to say, immediately, whether he is dead or alive. In this case he must directly be wrapped in flannel, after the usual cleansing; and a little warm wine is to be poured down the throat, or spirted up the nostrils. A brisk motion of the whole child, might likewise conduce to the recovery of him; or, as it is the common practice of midwives in this case, a brisk stroke with the open hand upon the *nates* of the infant. But if these things fail, a little spirit of harts-horn may be applied to the nostrils. If by these means the child is brought to himself, and afterwards proves weak and feeble, he must be treated with proper externals and internals, as in case of the rickets. Or it may be very convenient, in the first place, to exhibit a purge or two of rhubarb, and afterwards to use the following powders and julap for a constancy.

R *Pulv. è chel. cancror. f. 3 ij. cret. alb. testar. ostreor. aa 3 j. pulv. flor. rosar. rub. 3 ij. cinnamom. opt. 3 j. m. f. pulv. chart. 15. quarum detur una bis vel ter quotidie, cum cochleari julapij sequentis.*

R *Aq. cerasor. nig. 3 vj. cinnamom. fort. 3 ij. syr. è corticib. citri 3 iß. confect. alkerm. 3 ij. m. f. julap. de quo capiat etiam cochleare unum subinde.*

#### VOMITING.

5. Vomiting is a very common symptom in young children; and seems sometimes to proceed



ceed from the curdling of the milk upon the stomach, or the taking it down in too large a quantity. This disorder, unless it be violent or of long standing, is seldom of any ill consequence. But when it requires to be remedied, it will be proper, in the first place, to exhibit a gentle emetic of the infusion or tincture of *ipecacuanha*, and in a day or two after, a purge or two of rhubarb; which also may be succeeded by a free use of the testaceous powders, in the following manner.

℞ *Aq. menth. cinnamom. ten. āa* ʒ ij. *pæon. comp.* ʒ vj. *cret. lævigat. chel. cancror. simp. ppt. āa* ʒ iʒ. *syr. è corticib. citri* ʒ vj. *m. detur cochleare unum frequenter.*

A plaster may likewise be applied to the child's stomach, consisting of *emp. stomach. magistral.* spread upon leather, and rubb'd over with *ol. nuc. moschat. per expressionem.* If notwithstanding the use of these remedies, the case continues violent, or grows more severe, it may be proper to give a few drops of liquid laudanum, along with such anti-emetics as are made use of. The following mixture may be serviceable in this case.

℞ *Aq. cinnamom. ten. menth. succ. limon. āa* ʒ j. *cinnamom. fort.* ʒ ʒ. *confect. alkerm.* ʒ ij. *pulv. è chel. cancror. simp. ppt.* ʒ ij. *laudan. liquid. Sydenham. gut.* 15. *sal. absinth.* ʒ j. *syr. limon.* ʒ ʒ. *f. mixtura, cujus detur cochleare unum pro re nata, agitato semper vase.*

In other respects, a vomiting in children may be treated as the same disorder in adults; regard being had to the difference of age and constitution.

### G R I P E S.

6. The gripes are a very common symptom in young children; and may be caused by the aliment *Cause, &c.*



ment made use of, which is considerably different from that which children receive in the *uterus*. The retention of a part of the *meconium* may also give occasion hereto, as being somewhat acrimonious; to which may be added as causes, indigestion, or unwholesomeness of the milk, flatulency, viscidities in the first passages, worms, &c. This disorder sometimes proves so violent as to throw the child into universal convulsions; or to cause what is vulgarly called convulsions of the bowels.

*Cure.*

When the child's *panada* is suspected to cause this disorder, 'tis customary to boil along with it *sem. carui, fol. laur. &c.* or to add a little wine or brandy thereto. If the *meconium* has not been duly purged away, it will be very proper to give a few grains of rhubarb, twice or thrice a week, till the bowels are well evacuated. A little oil of almonds and syrup of violets, might serve for the purpose, where the infant is weak. When the gripes may be suspected to proceed from the taking in of too large a quantity of milk from the breast; let the child be debarr'd the use thereof for a little time, and give of the following mixture, till the ill effects appear to be carried off.

*R Syr. flor. persicor. de rhabarb. āā ʒ ʒ. ol. anis. gut. ij. m. detur cochleare parvulum pro re nata.*

*When attended  
with convul-  
sions.*

If convulsions come on, the case must be treated in the manner formerly mentioned, under the article of the epilepsy. See pag. 13. When the curdling of the milk in the child's stomach appears to cause the gripes, let the free use of the testaceous powders, after a gentle cathartic or two, be prescribed, along with a proper julap. For example,

*R Pulv. rad. rhabarb. gr. 10. vel 15. pro ratione ætatis, ol. anis gut. 1. m. detur cum cochlear. lactis materni, & repetatur dosis bis vel ter, pro re nata.*

After-



Afterwards,

R *Pulv. è chel. cancror. simp. 3j. cret. albiss. 3ß. margarit. ppt. coral. rub. ppt. āā 3j. m. f. pulv. in chartas vj. dividend. quarum sumat unam ter quaterve quotidie, cum julap. sequent. cochlear. ij.*

R *Aq. cerasor. nig. menth. āā 3ij. pæon. comp. 3j. syr. è coral. 3vj. margarit. ppt. 3j. m. f. julap.*

If worms appear to be the cause of gripings in *If from worms,* young children, the readiest way for the removal thereof seems to be a due and prudent use of *æthiop. mineral.* by way of powders; to be given twice or thrice a day, along with a little powder of rhubarb. A decoction of crude mercury, in water, might also be tried in this case. After a continued use whereof, a gentle purgative or laxative clyster should be administered occasionally, till the cure appears to be effected. If the disorder proceeds from flatulencies, let the abdomen of the child be anointed with a mixture of two parts oil of sweet almonds, and one of *French* brandy; the abdomen being afterwards kept warm with a flannel. Between whiles likewise a clyster of the carminative seeds may be given to advantage. If convulsions happen upon this disorder, it may be proper first to give a gentle emetic of the tincture of *ipécacuanba*, or of *exymel. scillit.* and afterwards to treat the case as is directed for convulsions, under the article of epilepsy. See pag. 13.

#### DIARRHOEA.

7. Young children are subject to a *diarrhœa*, upon account of the laxative nature of their diet, and the weak state of the fibres of their intestines. A laxative state of the body is however accounted the best for children; and therefore the first appearance of a *diarrhœa*, being esteemed beneficial



neficial in infants, we ſeldom endeavour to put a ſtop thereto, 'till it becomes violent, or continues too long. When a fever accompanies a diarrhœa in children, the caſe is attended with ſome danger. If the diſorder requires a ſpeedy remedy, a gentle emetic of *ipſecacuanha* may be firſt preſcribed, and afterwards a mild purgative of rhubarb, with a drop of the oil of anifeed. This may be taken for two or three days together, and in the mean time the following mixture may be proper.

R *Aq. cinnamom. ten. lact. alexit. āa ʒ iſſ. pæon. comp. ʒ ſſ. confect. fracaſtor. ſine melle ʒ j. ſpt. c. c. gut. 20. m. detur cochleare parvulum, ter quaterve in die, vel poſt ſingulas ſedes liquidas.*

When the diarrhœa proceeds from dentition, or any other particular ſymptom, it muſt be treated with regard thereto. In other reſpects, a diarrhœa in children is to be cured as the ſame caſe in adults; due regard being had to the difference of age and cauſe.

#### DENTITION.

8. About the fifth or ſixth month after the birth, children generally begin to have the ſymptoms of dentition; at which time ſome of the fore-teeth riſe and break thro' the *periosteum* and gums; whereby great pain, and ſometimes convulſions are occaſioned. But theſe are uſually the moſt violent in cutting the *dentes canini*; which appear a conſiderable time before the *molars*. Whilſt children are breeding their teeth, they commonly have an itching, heat, pain, and ſwelling in the gums; the *ſaliva* is diſcharged in large quantities from the glands of the mouth: reſtleſſneſs, uneaſineſs, a fever, diarrhœa, or coſtiveness, and ſometimes violent convulſions come on, and continue till the teeth are once broke through, or riſen above the gums. A few days



days before any tooth is cut, the upper part of the gum immediately above it appears thin and whitish; the sides thereof being tumefied and inflamed. Children of a gross habit of body, and such as breed their teeth with costiveness, are in more danger than others; especially if they be restless, feverish, or convulsed. The pain created by the breaking of the teeth thro' the gums, may be mitigated by a due use of proper internals and externals. A discreet use of opiates, or liquid laudanum, along with the testaceous powders, is one of the safest and most effectual remedies in this case. This method will render the child insensible of his pain, and by lessening the effects thereof, tend to prevent a fever, convulsions, or other violent symptoms. The following mixture, given occasionally, is of great service during the time of dentition; proper purgatives, if it be required, having preceded.

R *Aq. ceras. nig. ʒij. pæon. comp. ʒij. crec. opt. lævigat. chel. cancror. simp. ppt. āa ʒj. confect. alkerm. ʒij. laud. liquid. Sydenham. gut. 15. m. detur cochleare unum, ut postulat res, vel pro ratione symptomatum & ætatis.*

Other particular symptoms of dentition are to be treated as we formerly mentioned under the article of the epilepsy. See pag. 13.

#### THRUSH.

9. Children are sometimes affected with little ulcerous eruptions, on the internal parts of the mouth, vulgarly called the *thrush*. These appear sometimes early, and sometimes not before the child is three or four years old. They are often accounted a symptom of the venereal disease; and if that be the case, a fever never appears; which is a pretty constant attendant when they proceed from any other cause. When joined with a



fever, the case is commonly dangerous, and always troublesome, and sometimes continues for several weeks. The first appearance hereof is usually attended with symptoms not unlike those of the small-pox; and the fever seldom goes off till the thrush, or little white ulcers, appear on the roof of the mouth. Sometimes these ulcers are very numerous, the tongue is black, the fever long continues high, and the whole surface of the body is thick beset with little eruptions, called by the general name of *rash*. The regimen in this case should be much the same with that observed in fevers. A vesicatory may be applied to the neck, if the fever rise high. The use of the following julap may likewise be serviceable in this case.

R *Aq. cerasor. nig.* ℥iv. *theriacal.* ℥j. *syr. limon.* ʒvj. *spt. nitri dulc. sal. volat. oleos. āa gut.* 15. *m. f. julap. de quo detur cochleare unum aut alterum, tertiā vel quārta quāq; horā.*

If the mouth is considerably ulcerous, the use of the testaceous powders may be forborn; as being apt to clog and fur the ulcers. When the children have the thrush very young, as when they are about four or five months old, a prudent use of treacle-water and syrup of saffron, seems to succeed very well; especially if it be diluted a little with *aq. cinnamom. ten. aq. lact. alex.* or the like. In the mean time, the ulcers in the child's mouth should be deterged with some such as the following gargle.

R *Decoct. bordei* ℥iij. *acet. opt.* ℥j. *syr. de moris.* ʒvj. *m. f. gargarisma.*

Or,

R *Aq. plantagin.* ℥ij. *spt. vitriol. spt. nitri dulc. āa gut.* 15. *mel. rosat.* ℥j. *m.*

The mouth may be cleansed with something of this kind, twice or thrice a day, by means of a soft linen rag, or the finger of the nurse.

But



But if the ulcers are very foul, let them be touched with the following.

R *Mel. rofat.* ʒß. *ol. vitriol. gut.* iij. *m.*

If the fever abate, and the ulcers still remain, it may be very proper to give the child two or three calomel purgatives, at due distances of time; continuing also the use of proper externals. And if these fail of success, we may proceed much after the same manner as in the case of an *angina*. But when this disorder proceeds from the venereal taint, a particular regard must be had to the cause.

## RUPTURES.

10. The tender bodies of infants are subject to ruptures, from any cause which puts them into a violent motion; as coughing, crying, &c. especially if they are too tightly swathed; or so that the parts of the *abdomen* are forced too strongly downwards. From the same causes the umbilical chord sometimes falls off too soon, or a hæmorrhage, inflammation, or ulcer proceed; which must be treated accordingly. Sometimes also there happens a great prolapsion of the intestines at the navel; which is not painful, and seldom dangerous, unless the intestines happen to be entangled; this being a case that often proves mortal. Whilst this rupture is recent, it may be remedied by the constant wearing a proper truss made for that purpose. Astringent fomentations might likewise be used occasionally, after the intestines are re-placed, in order to contract and strengthen the fibres. When a rupture happens in children from an impostumation in the navel, the intestines must be immediately replaced, and secured by a proper bandage; otherwise they presently gangrenate. Small ruptures of the groin, *scrotum*, *labia puden-*



di, &c. happening frequently in children, from flatulencies, and the causes abovemention'd, may generally be cured without much difficulty, by proper plasters and bandages; dipt, if occasion require, in warm red wine, or oxycrate. But if they remain long, or continue obstinate, proper trusses must be contrived for them respectively, and worn for a considerable time; or till the rupture wholly goes up, and the parts which were relaxed, recover their natural tone. Violent motions, as straining, crying, &c. should in all these cases be avoided as much as possible; and the child confined to his cradle, and there kept in a posture that best suits the cure. When there is a hydrocele in the *scrotum*, proper fomentations may at first be used, in order to discuss it, prepared after the following manner.

R *Fol. rorismarin. absinth. vulg. majoran. rutæ āā m. β. flor. lavendul. m. i. coque parum in aq. fontan. q. s. & colaturæ ʒx. adde spt. vin. camphorat. aq. regin. hungar. āā ʒj. m. f. fots frequenter adbibend.*

When the tumor appears to be discussed by means hereof, it will be very convenient to use an astringent fomentation after the same manner. Thus for example,

R *Cort. granator. flor. balaust. rosar. rub. āā ʒj. coque in aq. calcis, & aq. ferrareor. āā ℥β. colaturæ ʒx. adde vin. rubr. ʒij. alumin. rup. ʒj. m. f. fots.*

Or instead of this fomentation, a cataplasm may be prepared of the meals, with the addition of the same restringent ingredients, in powder. But if there are no hopes of discussing the tumor, or if it increases under the use of these means, it must be opened by puncture or incision, in order to discharge the water collected therein. The internals proper for children in case of a hydrocele, are such as the following julap.

R *Aq.*



R *Aq. petroselin.* ℥ iiii. *raphan. comp. vin. alb.*  
*āa* ℥ j. *fyr. de alth.* ʒ vj. *spt. nitri dulc.* ʒ ℥. *m. f.*  
*julap. de quo sumat cochlear.* ij. *frequenter.*

The other species of ruptures incident to young children, are to be treated as in grown persons ; with proper allowance for their difference of age and constitution. See pag. 279.

# OPENNESS of the SUTURES.

II. The *sutures* of childrens heads are generally too open, when the birth was immature, or the constitution is weak or watry. This symptom happens to almost all children in a greater or less degree : and sometimes the aperture is not totally closed up, or the *cranium* in that part not so hard as the rest, for two or three years after the birth. 'Tis observed that this opennefs, or distance between the bones of the skull, is increased by the child's catching of cold ; especially a cold of the head, as 'tis called. When this disorder continues long, 'tis reputed a sign of weakness and short life. 'Tis usual, in this case, to rub the head every now and then with a little warm rum, or brandy, mixed up with the white of an egg, and palm oil ; a red cloth being applied to, and constantly worn over the part, for some years. 'Tis of good service to keep the head warm. But when this disorder proceeds from a collection of water in the head, it must be treated as the *hydrocephalum* ; the operation generally proving successful when the water is lodg'd between the scalp and the *pericranium*. See pag. 274. When the disorder is but small, or no great quantity of water collected in the part, it will commonly suffice to use general evacuations, to cut issues, give calomel purgatives, and the like, at due distances of time, as the child can bear them. But when the col-



lection of water is within the skull, the case is generally deem'd incurable.

*Head-mould-  
shot.*

There is also a disorder incident to the heads of children, directly opposite to that abovemention'd, and vulgarly express'd by the word head-mould-shot; which signifies the close locking of the sutures, or their riding over one another, so as to compress the internal parts, as the *meninges*, or brain it self. And this is a case which is supposed to admit of no cure from medicines; unless room could be given for the increase and growth of the parts by manual operation, or a divulsion of the sutures.

#### INFLAMMATIONS and EXCORIATIONS.

12. 'Tis usual for young children to have inflammations and excoriations in several parts of their bodies, as particularly behind the ears, in the neck, thighs, &c. Those on the lower parts usually proceed from the acrimony of the urine; which sometimes frets off the *epidermis*, and leaves the *cutis* bare. The cure hereof, is gently to wash the parts, twice or thrice a day, with warm water; which dissolves and drinks up the acrimonious salts of the urine lodg'd therein. 'Tis also an usual thing among nurses, to dissolve a little fullers-earth in water, and apply it to the part, after it has been well washed. Finely powder'd ceruse, chalk, or calcin'd slate, will also serve for the same purpose. But, in general, where the inflammation and excoriation are considerable, 'tis proper to use, by way of fomentation, a solution of *trochisc. alb. rbas. in aq. plantag.* twice or thrice a day. In the mean time, the parts should by all means be kept dry, or prevented from rubbing one against another, by the interposition of fine linen rags, or the use of a little *ung. desiccativ. rub.* or *diapomphol.* spread thin thereon.

ERUP-



## ERUPTIONS.

13. Children, during the three or four first months after their birth, are frequently troubled with eruptions in the head and feet; and are sometimes almost covered therewith, so that they appear in one continued crusty scab. This may proceed from the particular constitution or gross habit of the child, or from some ill quality in the milk of the nurse. When these eruptions are superficial, moist, and contain a thick yellow matter; and if when the scabs fall off, the skin beneath appears red, and no way ulcerated; the case is not of any malignant nature. Nay, indeed, when they prove favourable, 'tis generally thought they are salutary, and come as the crisis of some other distemper, which might, otherwise, be more fatal. However, when the pustules are ripe, or begin to turn crusty, 'tis customary to give the child a purge or two of rhubarb, or the like gentle cathartic, and to anoint the scabs with cream, oil of almonds, &c. Some also advise the application of a little basilicon, spread thin upon linen, to promote the discharge of the matter of these eruptions on the head; in the mean time taking care to keep the body laxative. But when such cases grow inveterate, or turn to a scabbed or scalled head, they must be treated accordingly, as mention'd under the article of leprosy. See pag. 334, &c.

## DISORDERS proceeding from the MILK of the NURSE.

14. When the milk of the nurse evidently disagrees with the child, so as to cause a vomiting, diarrhoea, emaciation, weakness, or any of the



the symptoms abovemention'd, the child should either be wean'd directly, or put to another nurse, whose milk may agree better with him. To avoid, as much as possible, the disorders which might ensue upon the child's sucking an improper nurse, regard must be had to her age, temper, manner of life, complexion, health, &c. 'Tis usually requir'd in a good nurse, that she be of an age between twenty-five and thirty-five; that her temper be chearful, her skin clear, her hair not red, her breath sweet, her teeth white, and her body every way sound and healthful. She ought neither to be subject to the *fluor albus*; nor to the menstrual flux, during the time of lactation. Her husband also must be healthy; she should have had more than one child of her own; and ought not to begin to suckle, 'till about six weeks after she was her self deliver'd of a healthy child. Her breasts are usually desired large, equal, full, soft, and free from lumps, or any particular hardness, or scars. The nipples are esteem'd for not being hard, gristly, or depress'd; and for the perforations thereof being numerous and distinct. The breasts are thought the better for being full of milk, rather than containing but a moderate quantity. The milk it self is expected to be of a thickish consistence, not wheyish or watry, but capable of remaining upon the hand, without running off upon a small inclination thereof; neither ought it to be of a blue colour, tho' 'tis naturally somewhat inclining thereto. In short, that is preferr'd which is white, sweet tasted, well scented, and of a high consistence; as that is rejected which soon turns sour, is thin, or smells or tastes strong, either immediately, or in any moderate time after it is drawn out of the breasts; which is said to be the case of milk afforded by such as are red-hair'd, or used to



hard labour. These cautions well observed in the choice of a nurse, may prevent the various disorders in children, which flow from the use of a bad milk; but when such disorders, whether diarrhoea's, vomiting, &c. actually appear, they must be treated according to their several natures respectively.

### The RICKETS.

1. **T**HE *ricket* is a disorder affecting the bones of children, and causing a considerable protuberance, incurvation, or distortion therein. *Definition.*

2. This disease is sometimes supposed to proceed from a neglect in swathing the child; rolling him too tight in some places, and too loose in others; and placing him in an inconvenient, or too often in the same posture; or suffering him to be long wet. 'Tis likewise attributed to the want of proper motion, and the using the child to one arm only; whence the legs and knees remain too long in the same incurvated situation. The disease sometimes also seems to be hereditary, or owing to the parents, whose juices might be viscid or acrimonious. The rickets may likewise be occasion'd by some natural defect in the digestive faculty; whence the aliment coming to be unequally, or irregularly apply'd to the body, some parts of the bones increase in bulk more than the rest. The same thing may also happen from a natural, or acquired viscidness of the food. But the most evident cause of this disorder, is the violence done to the parts of the tender bodies of infants, by pressure, or swathing, which may wreath the fibres of the bones, whilst they remain in a cartilaginous state, and so prevent the equable growth and increase thereof.



thereof. Add to this, external injuries, as falls, blows, &c. occasioning luxations, distortions, fractures, &c. And hence the origin of that particular species of this distemper, which by compressing or straitning the cavity of the *thorax*, brings on an asthma, a hectic, or consumption, and not unfrequently a distortion of the spine, or a gibbosity in the back.

*Diagnosics.*

3. When the child is able to talk before he can make use of his legs, he is generally supposed to have the *ricketts*. Upon the first appearance of this disease, which usually happens some time between the first eight or nine months, and the fifth or sixth years of the child's age, the part it affects grows lax, flaccid, and weak; and if the legs are affected therewith, they now become unable to support the body. All the parts subservient to voluntary motion, are likewise debilitated and enfeebled. An universal indolence is felt in the body; the child grows pale, sickly, slothful, and cannot sit in a posture tolerably erect. Though he could walk before, he now loses the use of his feet; and his head generally grows too large for the trunk, and cannot be supported, or managed, by the muscles of the neck, which gradually wear away, and become lank and flaccid. Swellings, and knotty excrescencies likewise appear in the wrists, ancles, and tops of the ribs; and the bones of the legs and thighs grow bow'd or crooked, which makes the gait or manner of the child's walking disagreeable. The like disorder will also sometimes seize the bones of the arms, make them appear distorted, and cause knots in the joints thereof.

*Prognostics.*

4. If these symptoms continue long, the *thorax* becomes strait, a difficulty of respiration comes on, as also a cough, and a hectic fever; the abdomen swells, the pulse grows weak and small,  
and



and the symptoms increasing, at length prove mortal.

If the distemper was occasioned by any neglect on the side of the nurse, and the case be taken in time, that is, before the expiration of one year from the birth of the child, 'tis often remedied. If any bones are incurvated, the joints much swell'd, and a cure is not effected before the child comes to be four or five years old, the case is usually adjudged incurable; and the patient generally remains a dwarf: and not that only, but is commonly sickly, hectic, or phthifical, during his whole life; especially if the spine and *sternum* are at all affected. When the rickets is complicated with luxations, dislocations, fractures, the king's-evil, &c. the case is very difficult of cure. But when the patient can endure brisk motion, and is subject to cuticular eruptions, even tho' it be the itch, &c. these are accounted good signs, and thought to prognosticate recovery; especially if they happen in the first year or two of the child's age.

5. The regimen proper in case of the rickets *Regimen.* begun, depends chiefly upon motion, exercise, and keeping the child as much as possible in a posture opposite to that of the incurvation, or tendency of the bones from their natural straightness. Proper methods of swinging, rocking, or the like, might also be contrived for rickety children; whereby the depravity of their limbs might in great measure be remedied or corrected. The air should be thin, clear, warm and dry. Whatever obstructs insensible perspiration, as all sorts of external moisture, ought to be carefully avoided.

6. This disorder, when taken in the beginning, is often remedied in very young subjects, by means of proper bolsters and bandages, suited to the particular parts affected. But when the bones

*Cure in general and particular, by externals.*



bones are grown more rigid and inflexible, other mechanical contrivances, as padding, strait boots, and several sorts of machines or engines, made of pastboard, whalebone, tin, &c. are to be used, in order to reduce the distorted bones to their natural straitness and situation. 'Tis now, likewise, pretty generally thought of service in the rickets, before the distemper comes to be confirm'd, to plunge the patient two or three times every morning into a tub of cold water, or the cold bath, during the months of *May* and *June*; continuing him for about two or three seconds of time under water, at each plunge; but the whole operation ought not to last above a minute or two at most, unless the patient be strong, and can well endure it. After being taken out the last time, he is to be well dried, and immediately committed to his bed or cradle, and there permitted to perspire freely, or sweat for an hour or more, as his strength will allow; and when he grows cool again, he may be taken up and shifted. Besides the repetition, of this process for a convenient time, all his joints, and the spinal bone, may every night be anointed before a fire, with the white of an egg, beat into a water or oil, with a whisk or a spoon. Others for the same purpose use, with tolerable success, a liniment of rum and palm oil. 'Tis likewise usual to apply a plaster of *deminium* and *oxycroceum* along the back, so as to cover the whole spine. Dry frictions also are greatly commended in this case, and should be made upon the whole body, with a warm linen cloth before the fire, but especially upon the parts affected. The oil of snails is famous for the same purpose. This oil, as 'tis called, is no more than what drops from them, when, being bruised, they are suspended in a flannel bag. With this all the child's limbs, and spinal bone,



bone, are to be anointed; and particularly the weakned or distorted parts of his body. The *unguent. digital.* tho' seldom made, or kept in the shops, is in great esteem, as an external, for this disease. But the following liniment is much more powerful.

R *Unguent. nervin. martiat. ol. palm. laurin. āā ʒj. balsam. peruvian. ol. nuc. moschat. per express. āā ʒij. ol. caryophyl. chym. succin. āā gut. x. spt. lavendul. comp. ʒj. spt. sal. armoniac. ʒij. m. f. liniment. cum quo inungantur artus, & præcipue partes affectæ, calidâ manu, semel vel bis quotidie.*

To this liniment may be added occasionally, *ol. terebinth. ex laterib. petrol. &c.*

The following plaster may likewise prove very serviceable; being applied to any particular part affected, or along the spine of the back.

R *Emp. è cymin. de min. fusc. ad bern. oxycroc. āā ʒß. balsam. peruvian. ʒj. pulv. flor. rosar. rub. bol. armeniac. āā ʒß. ol. succin. camphor. āā ʒj. ol. petrol. q. s. ut f. emplastrum, cujus sufficiens portio extendatur super alutam, debitæ formæ, parti affectæ applicand.*

All externals, as liniments, unguents, plasters, &c. consisting of such ingredients as may attenuate, break away, and dissolve the viscidities, wherewith the rickety joints are clogg'd and obstructed, at the same time that they irritate, contract, and strengthen the relaxed, or over-weaken'd fibres, must needs be serviceable in this case; and a due use of them contribute not only to carry off the cause, but also to prevent a relapse. When the distemper seems fix'd, and likely to prove obstinate, issues may be cut in the arms or neck; especially where the head is large, and the child of a gross habit of body.

7. During the use of proper externals, we are *By internals.* not to neglect that of internals. Indeed the cure might be begun to advantage, with such  
eva-



evacuating medicines as tend to cleanse the *primæ viæ*, which in this case are generally clogg'd and obstructed with a viscid mucous matter. When the child is weak, and not above a year old, the following purgative may be exhibited.

℞ *Decoct. pectoral.* ℥j. *mann. syr. de rhabarb.* āā ℥ij. *sal. volat. oleos. gut. x. m. f. potio mane sumenda.*

Or if a stronger be required,

℞ *Syr. è cichor. cum rheo, rosar. solutiv. de spin. cervin.* āā ℥ij. *ol. anis. gut. j. m. detur cochleatim.*

But when we suspect the child is troubled with worms, or if he abounds with watry humors in any part of the body, or if the head be large, the following powder will be better suited to the case, and is contriv'd for a child of two years old.

℞ *Pulv. rhabarb. sanct. æthiop. min. crem. tartar.* āā gr. vj. *calomel. gr. v. resin. jalap. gr. iij. ol. anis. gut. j. m. f. pulv. quem sumat in cochlear. lactis cum pane coct.*

When the child's stomach appears to be foul, it will be very proper to give a gentle emetic of *ipecacuanha*; the dose thereof being suited to the age, strength, and constitution of the patient. After the use of general evacuations, it may be very convenient that the child begin a course of milk, wherein a considerable quantity of garden snails has been boiled. This is found of very great service, when there is any tendency to a consumption; and in that species of the rickets where the juices are sharp, or saline. That the child may receive the full benefit of this course, it ought to be continued for some months. A quarter of a pint of the milk thus boiled, with an ounce or more of snails, may be a sufficient dose for a child about two years old, to be taken every morning and evening. Between whiles also, it might be convenient to give the



the patient a spoonful or two of the syrup of turnips; which is made barely by boiling up the clarified juice with sugar. The following infusion will be very serviceable, where any thing purgative is required, as it frequently is in all young children.

℞ *Rad. rhabarb. incis. glycyrrhiz. āa ʒij. cort. tamarisc. cappar. sem. fœnicul. dulc. contus. āa ʒj. macis ʒj. passular. major. exacinat. ʒiʒ. cerevis. ten. ℥iʒ. infunde simul per horas 24. & colaturæ sumat infans biennis cochlear. iij. vel iv. bis terve quotidie.*

Or, where the constitution is very moist, or the juices very saline, or acid,

℞ *Lign. guaiac. cort. sassaf. rad. chin. sarsaparil. osmund. regal. rad. fœnicul. āa ʒiʒ. coque in cerevis. ten. cong. ij. ad cong. iʒ. deinde adde milleped. vivent. contus. passular. major. exacinat. āa ℥ʒ. sem. dauc. fœnic. dulc. āa ʒʒ. fol. heder. terrestr. salv. āa m. ij. coque parum & colatura clara sit pro potu ordinario.*

But when the constitution is hectic, or the patient inclinable to a consumption, the following diet-drink is preferable.

℞ *Rad. consolid. major. ʒij. cort. fraxin. tamarisc. polypod. querc. ras. c. c. ebor. āa ʒj. coque in cerevis. ten. cong. ij. colaturæ cong. iʒ. adde flor. lamij, fol. malv. ling. cervin. āa m. ij. sem. anis. coriandr. āa ʒiij. milleped. vivent. contus. passular. major. exacinat. āa ℥ʒ. coque iterum & liquor colatus, per subsidentiam defæcat. sit pro potu communi.*

The following powders have been thought very serviceable in case of the rickets in general; and may be given at any time of the disease, after the use of proper evacuations; the dose being proportioned to the age of the patient, and the fixedness of the distemper. For a common case, in a child between one and two years old,

℞ *Laet.*



℞ *Lact. sulphur.* ʒj. *pulv. milleped. ppt. lumbricor. terrestr. ent. vener. āa* ʒj. *m. f. pulv. in chartas* vj. *dividend. sumat unam bis in die cum cochlear. ij. julap. sequent.*

℞ *Aq. fœnicul. dulc. petroselin. āa* ʒiij. *limac. magistral. ʒij. syr. de alth. ʒj. tinct. croci, spt. lavendul. comp. āa* ʒij. *m. f. julap. de quo bibat etiam cochlear. ij. subinde.*

When this distemper is complicated with any other, and particularly when it appears together with the king's-evil, due regard must be had to the latter, before we can reasonably expect the cure of the former. See pag. 615, &c.









EXTERNAL

# DISORDERS

Requiring the Assistance of  
Manual Operation.



## PART IV.



## SECT. I.



WE now come to that part of medicine which regards the cure of diseases by manual operation, and the external use of remedies ; tho' the internal use thereof is not here excluded : this also being frequently of absolute necessity to promote or forward a cure. External injuries, as tumors, wounds, fractures, dislocations, &c. frequently bring on violent pain, restlessness, fevers, convulsions, syncope's, &c. which are to be relieved

P p

by



by a due administration of internals. Regard must also be had by the use of proper internals, to prevent, if possible, the appearance of these symptoms; which are always attended with danger. Thus, if restlessness be apprehended from a fracture, we are to give proper doses of opiates at due distances of time, to procure rest and composure. If any large wound gives rise to a fever, its attack is to be alleviated or prevented by a low regimen, and cooling medicines. When the nerves are lacerated, and we suspect convulsions, they are to be resisted by the use of proper cephalics, anti-epileptics, &c. In like manner, before any great operation, as the amputation of a limb, is undergone, 'tis usual to exhibit an opiate, in order to render the patient less sensible of the pain; and by that means prevent a fever, or such like disorders, which might otherwise be caused thereby. Lastly, there are many external diseases, or cases of chirurgery, which absolutely require the use of internal medicines, and will never give way without them. Thus in several tumors and ulcers, especially such as are scrophulous, scirrhus, or cancerous, or where the matter of them is thin, sanious, corrosive, fetid, or the like, evacuating medicines, alterants, and sometimes a long continued course of edulcorants, must be complied with, before a cure can possibly be effected. And we frequently find some external cases so stubborn, that nothing less than a salivation will dispose and fit them for a cure. This shews the union there is, and ought to be preserved, between the practice of physick, and chirurgery; which, in reality, is a part of the former, and should not be separated from it. We shall consider this part under the general heads of *tumors, ulcers, wounds, gangrenes, fractures, and dislocations.*

TUMORS



## TUMORS in general.

1. **A** *Tumor* in general, is defined a preterna-*Definition.*  
 tural rising, or eminence, in any part of  
 the body, from an extraordinary afflux of the cir-  
 culating juices to that part.

2. Tumors may proceed from various causes.*Cause.*  
 The mass of blood throwing off or discharging  
 it self of any particular humor, as sometimes  
 happens in the crisis of a fever, pleurisy, em-  
 pyema, bubo, &c. will give rise hereto. And,  
 according to the nature of the humor so dis-  
 charged, whether sanguineous, watry, bilious,  
 &c. it causes an inflammatory, cedematous, scir-  
 rhous, scrophulous or cancerous tumor. Other  
 tumors there are occasion'd by flatulency, as the  
 tympany, after the same manner as hydropical  
 tumors are occasioned by a collection of the  
*lympba*, or *serum*, in a particular part. Ruptures  
 of the intestines, or their starting from their  
 places, will likewise cause a tumor. External  
 injuries are another general cause of tumors ;  
 thus a contusion, a violent stricture of any part,  
 a wound, fracture, dislocation, &c. will make it  
 swell, or rise above its natural level. The same  
 thing may likewise happen from the bites of  
 venomous creatures, &c. And according to the  
 nature of the cause, the tumor receives its par-  
 ticular denomination. But, in general, all tu-*Divisible into*  
 mors are divisible into simple and compound ; *simple and com-*  
 or into such as are of a kindly nature, and go *pound.*  
 off, or are cured in a reasonable time, by the  
 use of common means, without the appearance  
 of any violent or dangerous symptoms ; and  
 such as are more malignant, difficult of cure,  
 and attended with bad symptoms, and affect the  
 adjacent parts, or the whole body. Though  
 this may often be owing not so much to the



virulent nature of the tumor, consider'd in itself, as to the particular constitution, or habit of the patient.

*Diagnostics.*

3. *Humoral tumors*, or those which contain a fluid matter, make their first appearance either by way of fluctuation, or congestion; that is, either by a sudden translation of a humor already form'd in some certain part, which is now thrown upon another; or by a gradual and slow collection of it in the part possessed by the tumor. When a tumor is form'd by fluctuation, a sudden pain, heat, tension, and pulsation, are felt in the part; and manifest signs of a fever appear. But in those form'd by congestion, the swelling rises slowly, and the pain and other symptoms come on gradually, and seldom prove so violent, as in a tumor caused by fluctuation; unless it happens in the joints, or other parts endowed with an exquisite sense. All tumors, except those from ruptures, terminate either by discussion, suppuration, putrefaction, induration, or retraction. When a tumor is discussed, the part that was affected appears relaxed, or reduced to its natural size and figure, and is free from pain and hardness. When a tumor hastens to suppuration, a considerable degree of heat, pain and pulsation are felt in the part; and if the tumor be large, or lie deep, a fever generally comes on. When the matter is form'd, these symptoms commonly decrease, and sometimes totally vanish. And now, if the situation of the part permits of it, the tumor appears drawn to a point, or becomes conical in the middle, or most depending part; where the matter collected commonly proves white. At this time, likewise, the tumor appears to be more contracted, and the skin of the part more shrivell'd, or flaccid, than before. And now upon pressure, if the tumor be superficial,



ficial, by vibrating it between the fingers, the matter may be felt to quash from side to side. But this fluctuation of the *pus* is hard to be felt, when the tumor goes deep among the muscles; in which case the greater regard must be had to the concomitant symptoms, in order to determine the state of the tumor. All tumors, like other diseases, have their beginning, increase, state, and declension; and these may be known and distinguished from one another, by the phenomena of the part affected, compared with the increase and remission of the symptoms. Tumors in the fleshy parts of the body tend to their state, or suppurate faster than tumors in the joints, glands, &c. When tumors are made by translocation, the matter of them is generally purulent. When they are resolved by induration, the swelling of the part, and the pain decrease, as the hardness comes on. When they terminate in putrefaction, or mortification, the part grows senseless, and turns black and fetid. But when a tumor goes off by retraction, or a return of the matter into the blood, it disappears at once; upon which a fever, or some other acute disease, presently ensues.

4. Tumors are more or less difficult of cure, *Prognostics.* according to their nature, quality, magnitude, manner of termination, the particular symptoms attending the part affected, and the habit or constitution of the body. 'Tis reckon'd more eligible to have a tumor terminate by discussion, or suppuration, than by induration, corruption, or translocation. When the tumor is large, and especially if seated in the joints, or other membranous, or nervous parts; when the matter thereof lies deep: when 'tis sanious, of a thin consistence, or contain'd in a cystis; when the tumor is sinuous, the part livid, hard, scirrhus,



cancerous, or scrophulous; the constitution bad, the patient low, weak, or aged, and in case of long continuance, 'tis attended with danger, and the cure proves difficult proportionably.

*Regimen.*

5. In hot tumors made by fluxion, the diet must be thin and sparing; flesh, wine, and spirituous liquors being either entirely forborn, or used with caution and prudence. But gellies, gruels, panada, sago, chicken-broth, emulsions, ptisans, &c. may be freely allowed. The food in general should be easy of digestion; and if the particular way of living, or constitution of the patient requires it, flesh must be indulged him; but then it should rather be boil'd than roasted. The exercise should be very moderate, and the air temperate. Rest ought to be encouraged, and promoted, where it is wanting. But in hot tumors, by congestion, or where the matter ripens slowly, and suppuration is intended, but does not come forward, a greater liberty may be allow'd in the regimen. The diet here may be aromatic, and both flesh and wine be allowed in moderation. But when the tumor is large, and tends too fast to suppuration, refrigerating liquors, or ptisans, with *sarsaparilla*, *china*, &c. may be used, instead of vinous liquors; and other parts of the regimen be proportionably low and cooling.

*Cure by repulsion.*

6. In the cure of tumors, whether made by fluxion or congestion, regard must be had to their state, or particular time of formation and duration; their nature or quality, form, situation, size, and cause; together with the symptoms that attend, and the constitution of the patient. During the beginning, or even the increase of a tumor in the joints, or other nervous part, where it might be attended with much danger, we may, when 'tis thought proper, endeavour to repel it, or drive the matter thereof,



thereof, now in its first formation, back again into the blood, by the internal use of evacuating medicines, and the external use of such as are called repellents. To this end bleeding, cupping, and proper cathartics with calomel, may be made choice of alternately, as the symptoms indicate, or as there shall be necessity. A gentle salivation is likewise sometimes made use of upon this occasion; but in very scrophulous, cancerous, and scorbutic habits, or broken constitutions, lenient purgatives are generally prefer'd. In these cases, therefore, infusions of senna, rhubarb, cassia, tamarinds, &c. may be employ'd to advantage. During the use, or occasional repetition whereof, in order to carry off the peccant humor by the common emunctories, as it is again returned into the blood, the following repellents may be safely applied; to cause a full repulsion, and prevent a reflux of the matter. All repellents are either refrigerating or restraining; and may be thus contrived into proper forms for the present purpose.

### Cataplasma repellens.

*R Rad. bistort. tormentil. cort. granator. flor. rosar. rub. balaust. āā ʒ ʒ. alumin. rup. flor. sulphur. āā ʒ j. boli armen. litharg. aur. sang. dracon. āā ʒ iʒ. sacchar. saturn. ʒ iij. f. pulv. cui adde aceti opt. urin. human. āā q. s. coque simul ad cataplasmatidis consistentiam, deinde adde camphor. ʒ j. ung. popul. mercurial. āā ʒ ʒ. ol. omphacin. ʒ j. m. f. cataplasma, cujus applicetur q. s. frigide bis quotidie.*

If this composition be thought too elaborate, or expensive, the following may be used in its stead.

*R Farin. avenar. bol. armen. āā ʒ iv. alumin. rup. ʒ j. coque in aq. fontan. vel urin. human. q. s. ut f. cataplasma.*



The common cataplasim of only oatmeal and water, has likewise been found very effectual in the discussion of inflammatory tumors.

### Mixtura repellens.

*R* Trochisc. alb. rhas. lact. sulphur.  $\bar{a}a$   $\bar{z}$   $\beta$ . sacchar. saturn.  $\bar{z}$   $\bar{ij}$ . camphor.  $\bar{z}$   $\beta$ . aq. plantagin. sambuc. acet. opt. vin. rubr.  $\bar{a}a$   $\bar{z}$   $\bar{ij}$ . albumina duorum ovorum, ol. lini sine igne express.  $\bar{z}$   $\bar{ij}$ . f. mixtura, secundum artem, cum linteis parti affectæ subinde applicand.

Or,

*R* Acet. vin. alb. ol. rosar. mucilagin. sem. cydonior.  $\bar{a}a$   $\bar{z}$   $\bar{ij}$ . sal. volat. oleos.  $\bar{z}$   $\bar{ij}$ . ol. succin.  $\bar{z}$   $\bar{is}$ . camphor.  $\bar{z}$   $\beta$ . m. in eundem finem.

### Unguentum repellens.

*R* Trochisc. alb. rhas.  $\bar{z}$   $\beta$ . sacchar. saturn.  $\bar{z}$   $\bar{ij}$ . ung. mercurial. alb. camphorat.  $\bar{a}a$   $\bar{z}$   $\bar{is}$ . m. f. unguent. cum quo inungatur pars tumefacta, bis vel ter in die.

After the use of any of the preceeding, the following plaster may be apply'd to the part.

### Emplastrum repellens.

*R* Pulv. sang. dracon. bol. armen. cortic. granator. flor. balaust. rosar. rub.  $\bar{a}a$   $\bar{z}$   $\bar{is}$ . litharg. aur.  $\bar{z}$   $\bar{iv}$ . sacchar. saturn.  $\bar{z}$   $\beta$ . emp. de sapone, ad herniam  $\bar{a}a$   $\bar{t}$   $\beta$ . acet. vini rubr.  $\bar{t}$   $\bar{j}$ . ol. rosar.  $\bar{z}$   $\bar{x}$ . coque ad debitam consistentiam, deinde adde camphor.  $\bar{z}$   $\beta$ . m. f. emplastr. f. a.

The following ingredients might be variously combined, and mixed up into different forms of external remedies, to answer the same intention.

*Aq.* aluminos, magistral. calcis, phagedænic. rosar. rub. acet. rosar. bals. sulphur. cum ol. lini ppt. laudan. liquid. spt. c. c. spt. sal. armoniac. Emp.



*Emp. de minio, de ran. cum mercurio, ol. hyperic. petrol. sambuc. rutæ, ung. alb. camphorat. nicotian. nutrit. rosat. desiccativ. rub. solan. rad. sigil. solomon. hyoscyam. Herb. nicotian. plantag. bursa pastor. centinod. equiset. millefol. sem. hyoscyam. gland. querc. gallæ, farin. fabar. avenar. bordei, flor. sambuc. hyperic. melilot. santal. rub. opium, bals. peruvian. lap. hæmatit. gum. sarcocol. sal. armoniac. minium, cerusa, &c.*

External repellents are sometimes, by way of defensive, applied above the tumefied part, to intercept, or prevent too great a flux of humors to it; and sometimes also a proper bandage, moisten'd in a refrigerating or restringent liquor, is, for the same purpose, rolled tight thereon. It must here be observed, that repellents ought rarely, if ever, to be used without a mixture of discutient, attenuating, or emollient medicines; because, when applied alone, they are apt to cause fevers, a hardness in the part, and sometimes even a scirrhusity or a cancer. In like manner, they are never proper but in the beginning of the tumor; and should by no means be applied when it is caused by epidemic fevers, or any malignant distemper; or when it happens in the emunctories of the body; because in these cases tumors commonly prove critical discharges of the peccant matter; which being driven back into the blood again, might prove fatal. Repellents also are improper when the patient is of a plethoric habit, unless due evacuations have preceded the use thereof; as likewise when the tumor lies deep among the muscles; for their effects cannot well be expected to reach so far: and generally, in this case, they produce bad symptoms, by clogging the cuticular pores, and hindring perspiration. 'Tis therefore, in superficial tumors only, that we are to use repellents; and this too not unless the concurrence of other circumstances



circumstances will allow it. In general, the discussion of a tumor is preferable to a revulsion, or derivation of the matter upon another part; but suppuration is commonly allowed preferable to either, when it can be obtained to advantage; that is, when the case will admit thereof, or it is practicable without causing any dangerous symptoms, upon the account of the structure or situation of the part possessed by the tumor.

*By discussion.*

7. When the intention is to discuss the tumor, that is, to discharge or breathe out the matter of it, by insensible perspiration, the regimen ought to be moderate, and the diet of an attenuating and perspirative nature. Whatever might prove inflammatory, ought to be forbore. Phlebotomy, and lenient cathartics may be repeated occasionally, during the external use of discutients, and emollients; the former whereof, are designed to attenuate and thin the humor, by their warm, subtile, and penetrating parts; whilst the latter open and relax the pores of the skin and *fibrillæ* of the part affected, which bind in the matter; so that by the joint effect of both, an exit may be procured for it, under the form of exudation, or transpiration. Discussants therefore, as well as repellents, ought only to be used about the beginning or increase of the tumor; and then too, there must be care taken that they are not made very strong, or continued too long, especially if an inflammation attends. Towards the state or declension, when the matter is perfectly form'd, its quantity will probably be too large, and its consistence or viscosity too great to be excluded by means of discutients and emollients; whence the symptoms would be render'd worse by the use of them. But whenever this is thought proper, or preferable to other means, the efficacy of repellents is to be assisted or regulated by the mixture of refrigerants, suppurative



rative and anodyne ingredients, as particular symptoms may require; for here, as in most external cases, a cure cannot be effected without a prudent administration of different remedies. The general forms of discutients are such as these.

### Fotus discutiens.

℞ Rad. enul. raphan. rustican. āā ʒvj. alij ʒß. fol. puleg. menth. absinth. vulgar. abrotan. laur. āā m. i. sem. fœnicul. dulc. bac. laur. contus. āā ʒß. coque in aq. fontan. & lact. vaccin. āā ℥ij. colaturæ ℥ij. adde spt. vin. camphorat. ʒiv. m. f. fotus, cum pannis linteis calide utend. ter quaterve in die.

Or,

℞ Rad. alth. ireos florent. āā ʒj. herb. rorisma-  
rin. centaur. min. origan. agrimon. sabin. calaminth.  
āā m. i. sem. lini, cumin. bacc. junip. contus. āā ʒj. flor. melilot. hyperic. chamæmel. āā m. ß. coque in urin. human. aq. fontan. āā ℥ij. colaturæ ℥ij. adde spt. vin. ʒij. sal. armoniac. ʒß. m. f. fotus in eundem usum.

After the use of some such fomentation, it may be very proper every time to apply a discutient cataplasma.

### Cataplasma discutiens.

℞ Pulv. flor. chamæmel. sambuc. melilot. sem. cumin. bacc. junip. laur. āā ʒj. farin. fabar. orob. bord. āā ʒij. cephar. sub. cinerib. coct. ʒiß. acet. opt. ʒiv. aq. fontan. q. s. coque ad cataplasmat. consistentiam, deinde adde camphor. ʒj. sal. nitri ʒvj. mel. opt. ʒij. ol. olivar. immatur. ʒiv. m. f. cataplasma.

When a tendency to mortification is apprehended, to the fomentations or cataplasma just now described may be added ciner. clavellat. sal. armoniac.



*niac. myrrh. euphorb. cortex. peruv. &c.* Or, in this case, the following may be of service.

### Mixtura discutiens.

*R Ol. petrol. hyperic. chamæmel. rutæ āā ʒj. ol. succin. ʒij. spt. sal. armoniac. ol. terebinth. āā ʒij. laudan. liquid. ʒj. m. f. embrocatio.*

Or,

*R Spt. vin. camphorat. ʒij. lavendul. comp. ʒß. ol. lumbricor. rosar. sambuc. āā ʒß. ol. rorismarin. chym. majoran. origan. āā gut. x. elix. vitriol. ʒß. sal. volat. oleos. spt. corn. cerv. āā ʒj. f. mixtura, cum qua fricetur bene pars affecta subinde, calidâ manu.*

### Linimentum discutiens.

*R Unguent. laurin. dialth. nicotian. martiat. sambuc. āā ʒß. ol. chamæmel. ex laterib. āā ʒj. ol. terebinth. ʒß. ol. palm. ʒj. macis per express. ʒiß. camphor. spt. sal. armoniac. āā ʒij. tinct. cantbarid. ʒj. m. f. linimentum, cum quo inungatur pars tumefacta subinde.*

After the use of any of the preceeding forms, the following plaster may be applied.

*R Emp. de bacc. laur. paracels. de cymen. āā ʒij. de ranis, quadruplicato mercurio, ʒj. solve simul, deinde adde sal. armoniac. corn. cerv. volat. āā ʒij. camphor. ʒj. ol. succin. sal. nitri āā ʒß. m. f. emplastrum, cujus sufficiens portio extendatur super linteam, parti affectæ applicand.*

When the tumor approaches near its height, it sometimes proves exceeding painful. Violent pain may likewise happen on account of its situation in a nervous or membranous part, improper applications, or the like. In which case, external anodyne remedies are to be used, either alone, or mixed with other ingredients. And some-



sometimes also it will be proper to give a dose of an opiate, internally. The externals of use here may be composed out of the following.

*Emp. flos unguentor. de mucilaginib. mel, ol. lini, ol. amygd. dulc. chamæmel. lilior. alb. lumbricor. succin. unguent. laurin. dialth. rosat. populeon. crocus, lac. rad. alth. lilior. alb. flor. hyperic. sambuc. sem. hyoscyam. bals. peruv. opium, camphor. ficus, cepæ, &c.*

8. Suppuration, called also maturation, digestion, or impostumation, that is, the conversion or dissolution of the tumor, or a part thereof into pus or matter, being esteemed the most natural and safe method of terminating a tumor, when its disposition and situation will admit thereof to advantage; we are upon all proper occasions to endeavour to procure it, by a suitable regimen, and the external use of medicines, whose parts are warm, attenuating, and emollient. The usual forms of external suppuratives are fomentations, cataplasms, and plasters; of each of which we shall here give a general example.

*By suppuration.*

### Fotus suppuratorius.

*R Rad. alth. bryon. alb. recent. āā ʒj. fol. malv. melilot. chamæmel. āā m. i. bac. laur. junip. contus. āā ʒvj. flor. sambuc. m. ij. aq. fontan. lact. vaccin. āā q. s. coque parum & colaturæ lb iij. adde spt. vin. ʒiv. tinctur. croc. ʒj. m. f. fotus, bis vel ter in die calide adhibend.*

Or,

*R Rad. lilior. alb. oxylapath. caric. ping. āā ʒj. fol. alth. malv. parietar. flor. hyperic. chamæmel. āā m. ij. sem. cumin. lini, fœnugræc. contus. āā ʒj. coque in aq. fontan. q. s. & colaturæ lb iv. adde mel. opt. spt. vin. rectificat. āā ʒ iij. m. f. fotus eodem modo utend.*

After



After the use of a proper fomentation, a cataplasim may be advantageously applied to the part.

### Cataplasma suppuratorium.

*R* Rad. alth.  $\text{ʒij}$ . fol. malv. chamæmel. parietar.  $\bar{a}a$  m. 1. flor. melilot. chamæmel.  $\bar{a}a$  m.  $\beta$ . coque in aq. fontan. q. s.  $\text{ʒ}$  colaturæ mucilaginosæ adde cepar. allij coct. rad. bryon. alb. contus.  $\bar{a}a$   $\text{ʒij}$ . farin. sem. lini, fænugræc. fabar. tritic. ferment. acris. unguent. dialth. sambuc. ol. lilior. alb.  $\bar{a}a$   $\text{ʒij}$ . croc.  $\text{ʒj}$ . m. f. cataplasma, subinde renovand.

Or,

*R* Fol. malv. alth. tussilag.  $\bar{a}a$  m. ij. coque in aq. fontan. q. s. colaturæ  $\text{ʒj}$ . adde ficus ping. tost.  $\text{ʒ}$  contus. n<sup>o</sup>. xij. rad. bryon. alb. lilior. alb. rad. oxylapath. recent. contus. mic. pan. alb.  $\bar{a}a$   $\text{ʒiv}$ . sem. lini, fænugræc.  $\bar{a}a$   $\text{ʒi}\beta$ . vitella duorum ovorum, ol. chamæmel. lini,  $\bar{a}a$   $\text{ʒj}$ . croci  $\text{ʒj}$ . m. f. cataplasma.

The common cataplasim to promote suppuration, which is used with very good success, is made only of bread and milk, boiled together to a due consistence; whereto may be added occasionally a little saffron, a proper portion of *axung. porcin.* or *unguent. dialth. ol. hyperic. lumbricor. rosar. unguent. sambuc. laurin.* &c. or if an equal quantity of bruised bryony root, and the common poultis of bread and milk be used together, they answer admirably. These cataplasms are of very great service in such large tumors or abscesses as lie deep; especially when they are seated among the veins, arteries, and tendons, or happen in the joints; and more particularly in the *angina*, when being seated in the throat, they endanger the strangulation of the patient. For by their heat and attractive nature, they readily dispose such tumors to suppuration, which otherwise, by remaining long in a state of imma-



immaturity, might give an opportunity for the peccant matter to corrode, corrupt, or mortify the adjacent parts. But when we have any suspicion of this kind, we are not to wait for a perfect suppuration; but as soon as there is any matter actually form'd, which may be known by pressure, or its fluctuation, the tumor ought immediately to be opened; tho', in this case, the remaining part of the tumor may be hard to digest away, the humor be apt to collect again, prove thin, or sanious, or the cure be attended with difficulty.

But when the tumor is tolerably superficial, and of a moderate size, 'tis sufficient to promote its suppuration by the application of proper plasters to the part; such as *diachylon. cum gum. flos unguentor. de mucilaginib. diagalban. batean. &c.* But the following may prove more serviceable.

### Emplastrum suppuratorium.

℞ *Emplastr. diachyl. cum gum. de mucilaginib. āā ℥℥. è bacc. laur. è cumin. melilot. simpl. āā ℥ ij. pic. burgund. terebinth. venet. pulv. rad. alb. āā ℥ j. croci ℥ ij. m. f. emplastr. cujus portio sufficiens extendatur super linteum duplicatum, vel potius alutam, parti affectæ applicand.*

Or,

℞ *Emplastr. paracels. de mucilaginib. flor. unguentor. āā ℥ iv. m. f. emplastrum.*

Plasters to answer the same intention may be composed of the following ingredients. *Cera flav. sperm. ceti, resin. flav. pix burgund. bdellium, sagapen. labdanum, opopanax, tacamahac. gum. ammoniac. terebinth. venet. ol. amygd. dulc. lilior. alb. chamæmel. &c.*

The use of proper plasters is thought of very considerable efficacy in procuring the suppuration of tumors; which they do by augmenting the internal heat,



heat, and keeping in the matter, at the same time that they prevent the avolation of the more serous, or aqueous part : the loss of which might here induce a scirrhusity.

*The manner of  
opening impos-  
sumated tu-  
mors.*

9. When tumors are by the use of the means above-described, once fully suppurated, or ripened, they are directly to be opened, and a vent given to the matter, either by lancet or caustic. 'Tis observed to be most beneficial to make the aperture by a caustic, when the tumor or abscess is large, or a great quantity of matter is to be discharged ; as also when the whole tumor is not well digested ; when it is scirrhus, cancerous, or the *pus* is contain'd in a cystis, or lies deep ; and lastly, when the part requires to be long kept open, or a bandage cannot be conveniently applied to secure the dressings. But the use of a caustic is not judged so proper in hydropical habits ; the parts whereto they are applied being here apt to mortify by remaining long open. There are several ways of preparing caustics for the opening of tumors. Those of the milder kind are made of the common *lixivium* for soap, boiled up to a hardish consistence, with an equal quantity of quick-lime ; or the *lixivium* of any fixed alkaline salt might answer the same purpose, being boiled hard, and cut into pieces of a proper form, which is commonly cylindrical. For children, or persons of a delicate constitution, a paste made of quick-lime, and an equal part of black-soap, may serve the turn ; but if it be required stronger, a third or fourth part of the common caustic, or *lapis infernal*. may be added thereto. The potential caustic, and *lapis infernal*. are what the surgeons most frequently employ upon these occasions. The following ingredients may, where 'tis thought proper, be added to any preparation of this kind. *Vitriol. roman. vitriol. alb. ciner. clavellat. &c.* And some, in hopes of stupefying the part,



part, or rendring the patient less sensible of the pain, use a mixture of opium. The method of applying a caustic to any tumor, in order to let out the suppurated matter thereof, is this. They cut a small hole in the middle of a common diachylon plaster, and thro' this insert a small piece of the caustic made choice of, and so apply it to the most depending part of the tumor; securing it; and keeping it on by another plaster, and if there be occasion, a proper bandage. The design of the hole in the plaster is to limit the operation of the caustic, and determine it to the particular part which is to be opened. And therefore this hole ought to be cut somewhat less than the intended size of the eschar; because the caustic commonly spreads in its action, and eats away the limits wherein it was first included. The designed effect is performed sooner or later, according to the strength of the caustic. The milder sort will usually make their way to the included matter in the space of eight or nine hours; but the stronger sometimes in an hour or less. The lunar caustic, which is violently strong, ought to be used with great caution, either by applying a very small portion thereof, with proper defensatives, or else by wetting the part, and frequently touching it therewith, for a few hours. When any preparation of this kind, having been duly apply'd, has taken effect, or eat thro' to the matter, it must be directly removed, and the part be freed from the remains of the caustic salts, by washing it with warm water, milk, or wine. And after this, a warm dressing of *unguent. basilic.* & *liniment. arcei* aa may be applied; and cover'd with the *emplast. diachyl. cum gum.* or the like; or if the nature or state of the tumor requires it, an anodyne or suppurating cataplasm. And thus the eschar is to be dress'd daily with proper digestives



gestives till it falls off. For forms of proper digestives, see pag. 590, &c.

*By lancet.*

10. Tumors ought rather to be opened by incision than by caustic, when they are of a moderate size, and the matter thereof is already well digested; when the part is commodious, the tumor not deep, or a cicatrix would be very disagreeable, &c. the incision ought always to be made according to the direction of the fibres of the muscles to be divided, and along the most depending part of the tumor; great care being had to avoid the large blood-vessels, nerves, and tendons. Upon opening tumors by incision, a hæmorrhage often ensues; and if the discharge be very considerable, a syncope or faintness. The hæmorrhage must be treated, as formerly mention'd, with proper internals: and the following astringent ingredients may either be used alone, or contrived into suitable forms for external application. *Vitriol. roman. vitriol. alb. sacchar. saturn. calcanth. rubefact. sang. dracon. alum. ust. croc. mart. astringens, spt. vin. rectificat. ol. terebinth. &c.* Or it might be convenient to have ready at hand this external styptic.

### Stypticum externum.

*R Pulv. sang. dracon. bol. armen. mastich. thuris, aloes, aa 3 ij. sacchar. saturn. 3 j. albumen unius ovi, acet. vin. rubr. q. s. f. mixtura, cum linteis carptis, vasis apertis applicand.*

If this should fail, doffils dipt in a solution of *vitriol. roman. sacchar. saturn. &c.* may be applied; and even the powder of the same ingredients may be sprinkled upon the mouths of the bleeding vessels; care being taken to remove them when the flux is stopped. But if all this be done without success, recourse must be had to the actual cautery.

If



If any considerable hardness remain after the tumor is opened; the emollient or discutient fomentations, cataplasms, and plasters before set down, may be used to advantage. If a mortification is apprehended, some such as the following injection might be used.

### Injectio ad sphacelum.

℞ Spt. vin. camphorat. ℥iv. tinct. cort. peruv. myrrh. & aloes, ℥j. tinct. croc. ℥℞. unguent. ægyptiac. ℥ij. f. mixtura, de qua parum calide injiciatur in ulcera cum siphone, pro re nata.

Or,

℞ Spt. vin. ℥iv. tinct. cort. peruv. ℥ij. elix. proprietat. ℥j. m. f. injectio in eundem finem.

Or,

℞ Rad. gentian. aristoloch. utriusq; cort. peruv. āā ℥℞. herb. centaur. min. nicotian. sabin. āā m. ℞. flor. hyperic. rosar. rub. balaust. āā pug. i. pulv. aloes, myrrh. āā ℥ij. sacchar. cand. rub. ℥j. coque in aq. calc. & vin. rub. āā ℥℞. colaturæ ℥℞. adde mel. rosat. ℥ij. tinct. croc. ℥ij. bals. peruv. ℥j. m. f. injectio.

If the tumor be sinuous, the several windings must be laid open, and thrown into one; that the dressings may be applied to advantage. But when a sinus happens to go deep, we are rather to wait till by the continued suppuration, the sides of it wear so thin, that they may be cut with the greater ease and less danger.

II. The remaining part of the cure of tumors depends upon digesting, deterging, incarning and cicatrizing. An impostumation, or open'd tumor, is said to be digested, when the matter thereof is white, and of a thick consistence; deterged, when the bottom and sides thereof are clear or free from foulness, full of red spots, and apt to bleed fresh from a small force offer'd thereto. 'Tis said to be incarned when the ulcer is filled up with flesh,

*How to be  
treated after  
opening.*



almost to the *cutis*, at which time it is fit to be cicatriz'd or skin'd over. The tedious method of first digesting, then deterging, and lastly incarning, is now almost wholly laid aside; and the several intentions answered by one general process, so as to form a compound dressing, such as the following.

### Linimentum sanans.

*R Terebinth. venet. ℥ij. vitellum unius ovi, tinctur. myrrh. & aloes ℥℥. pulv. croci ʒj. m. f. linimentum, cum linteis carptis leviter applicand. & quotidie renovand.*

Or,

*R Unguent. basilic. flav. terebinth. venet. āā ℥j. ung. ægyptiac. ʒij. pulv. aristoloch. rotund. myrrh. aloes, bals. peruv. āā ʒj. tinct. croc. ℥℥. m. f. liniment. in eundem usum.*

If one more detergent be required,

*R Liniment. arcæi, basilic. nicotian. apostolor. āā ℥℥. præcipitat. lævigat. ʒi℥. pulv. aloes, myrrh. croci āā ʒij. balsam. peruvian. ʒj. m. f. liniment.*

Red precipitate ground very fine, is an admirable ingredient in these unguents, to be used in the dressing of foul ulcers, or impostumations; tho' it operates almost insensibly, without causing pain, unless it be used in too great a proportion. It is also very serviceable in taking down fungous flesh, or eating away callosities; being sprinkled thereon *per se*, or mixed with other ingredients, and form'd into an unguent. When the matter is sanious, this mercurial preparation always corrects it, and has a principal share in deterging and healing up of ulcers. When used in the following manner, it has seldom been found unsuccessful.

*R Unguent. nicotian. ʒj. basilic. liniment. arcæi āā ℥℥. lap. calaminar. præcipitat. rub. lævigat. āā ʒij. pulv. rad. aristoloch. rotund. myrrh. aloes, croci āā ʒj. m. f. unguentum.*

To



To these may be added, as occasion requires, *bals. sulphur. terebinth. mel. rosat. ol. rosar. hyperic. unguent. apostolor. pulv. diapent. rad. ireos florent. ærugo, camphor. &c.* But simple ulcers, proceeding from common tumors, that is, such as are unattended with any violent symptoms, need only be dressed with *liniment. arcæi*, or *basilicon*, or a mixture of them both. If there be occasion, a little red precipitate may be added thereto, or the powder of myrrh or aloes. Or, after the dossils are armed, they may be dipp'd in warm *tinctur. myrrh. or elix. proprietat.* and the dressings be covered and secured with *emp. diachyl. cum gum. de mucilaginib. è cymin. paracels. diachyl. simpl. or the like.*

12. It frequently happens, that when the ulcer is incarn'd, the lips thereof grow callous, or fungous flesh arises about it; the former hinders the cicatrix, and the latter is apt to render the same unsightly. The callosity must be taken down with precipitate, as abovementioned, or by touching it now and then with *vitriol. roman. or butyr. antimon.* Such ingredients might also be mixed with *unguent. apostolor. basilic. &c.* and applied in the form of a liniment. If the lips of the ulcer shou'd, notwithstanding this, remain obstinately callous, they may be touched with the *lapis infernalis*, or even the lunar caustic: which is more certain, and acts with greater expedition than the other. But where the case will conveniently admit of it, 'tis esteemed the best way to take off callosities by incision; for which purpose the scissars are usually made choice of.

13. When the ulcer is well filled up, even to the cutis, with solid flesh, it may be cicatrized or skinn'd over with a little *unguent. desiccativ. rub. diapomphol.* or a mixture of both, spread thin upon lint, applied to the part, and covered with a plaster of simple *diachylon. or de minio rub.* But as the



flesh is sometimes apt to rise too high above the lips of the ulcer ; this may be prevented, by rubbing the part gently, at every dressing, with *vitriol. roman.* whilst the cure draws to a conclusion.

## TUMORS in particular.

### CONTUSIONS.

#### Definition.

1. **C**ontusions are a particular sort of tumors, attended with a stagnation of the blood in the part affected ; and generally with an inflammation, discolouration, and pain, on the surface of the body.

#### Diagnostics.

2. *Contusions* are either external or internal. When from any external injury there proceeds an internal disorder, as suppose an asthma, pleurisy, spitting of blood, or the like, there is said to be an inward bruise or contusion ; but if only external symptoms, as redness, blackness, &c. appear, the contusion is term'd external. In the former case there is a preternatural distention, or a rupture of the vessels ; but in the latter, the blood is detain'd in the capillaries, and manifests it self by discolouration, as well as tumefaction of the part. An internal bruise is known by the voiding of blood, near the injured part ; by a pain felt there, or a pleuritic, or asthmatic disorder, some time after the hurt was received ; by miscarriage, and weakness in the back or loins ; by an apoplexy, epilepsy, &c. succeeding, according to the nature and office of the part that is injured, and its situation, with respect to others. An external bruise is always attended with a discolouration as well as swelling of the part ; particularly when it happens in the eyes, or the breasts of women.

3. Internal



3. Internal bruises are more dangerous than external, bating for fractures and dislocations. Vomiting of blood, and voiding it with the urine, are bad symptoms; so likewise is a spitting thereof, if join'd with an asthma, or a pleurisy, that is either acute, or of long standing. When the symptoms appear late, or continue long after the bruise is receiv'd, they are hard to be removed; but a pain in the side, if not violent, is no more than ordinary, and commonly goes off soon.

4. A slender liquid diet, such as was ordered *Regimen.* in the pleurisy and quinsy, is best here; tho' a glass of white-wine may be allow'd.

5. If the hurt be considerable, and the patient *Cure of inter-* have a shortness of breath, be pleuritic, have an *nal bruises in* hæmorrhage, or any internal pain, or tho' the *general and* injury seem to lie near the surface of the body, a *particular.* quantity of blood ought immediately to be taken away by phlebotomy. Sometimes the patient is not till long afterwards sensible of any ill effect from a bruise; and bleeding, or other means, are not so effectual to remove the symptoms when fixed, as to prevent their fixing. After bleeding, the vulgar usually exhibit about ʒ ij. of the *lap. bibernic.* pulverized, with ʒ iv. of spruce-beer, twice a day; and this with very good success, if used soon after the hurt was first received: but long after that time, 'tis neither so safe nor effectual. In this case, 'tis by much the more proper to order some diaphoretic before the *lap. bibern.* is administred; and the common people for this end, give the *theriac. androm.* but the following is preferable.

R *Theriac. androm.* ʒ ij. *sperm. ceti* ʒ j. *pulv. castor. rad. serpentar. virg.* āa gr. v. *sal. vol. c. c.* *camphor.* āa gr. vj. *syr. balsam. q. s. f. bolus, statim post sanguinis missionem sumendus, cum haust. sequent.*



℞ *Aq. puleg. byssop. āa* ℥j. *theriacal. ℥i℔. syr. croc. ℥℔. spt. lavend. comp. sal. vol. oleos. āa* ℥℔. *m. f. haustus.*

6. After this bolus and draught have been twice or thrice exhibited, if the symptoms go off, the patient ought to be purged; but if they still continue, proper balsamics must be prescribed.

℞ *Theriac. androm. balsam. lucatel. āa* ℥j. *laet. sulphur. ℥℔. spermat. ceti* ℥i℔. *pulv. croc. ℥j. syr. pectoral. q. s. f. electuar. de quo capiat quant. n. m. major. ter in die superbibendo vin. alb. ℥iv.*

Or,

℞ *Pulv. lap. hibern. rad. rhabarb. terr. japon. sperm. ceti āa* ℥j. *pulv. croc. castor. sal. vol. succin. āa* ℥j. *m. f. pulv. in chart. vj. dividend. sumat unam mane & sero ē cochleari cerevis. brunsvicens. superbibendo ℥iv.*

Or,

℞ *Mithridat. ℥℔. sperm. ceti* ℥j. *pulv. rad. rhabarb. ℥℔. gum. guaiac. rad. contrayerv. croc. sal. succin. vol. āa gr. v. bals. peruv. gut. iij. ol. anis. gut. j. syr. papav. rhead. vel conf. alkerm. q. s. f. bolus omni nocte b. s. sumend. superbibendo haustulum vin. alb. vel cerevis. cum heder. terr. parat. vel sequent.*

℞ *Decoct. pectoral. ℔i℔. aq. lumbricor. magist. theriacal. āa* ℥ij. *syr. croc. & pectoral. āa* ℥j. *spt. lavend. comp. tinct. croc. āa* ℥ij. *m. sumat haustulum subinde; vel cochlear. vj. subcalide, post singulas medicinarum præcedentum doses.*

Or,

℞ *Aq. cerasor. nig. puleg. byssop. āa* ℥iij. *theriacal. limac. magistr. āa* ℥i℔. *spt. lavend. comp. tinct. croc. sal. vol. ol. ℥ij. sacchar. alb. q. s. f. julap. in eundem finem.*

7. After the use of balsamics for three or four days, whether they have produced the expected effect or otherwise, 'twill be proper to exhibit a lenient purgative or two, such as are pre-



prescribed for the catarrh, quinsy, and cough; which see respectively. After each give a proper opiate, or *pilul. matthæi* ℞. So much for bruises in general: We come next to bruises in particular.

8. When an internal bruise, being of long <sup>Internal</sup> standing, is attended with severe symptoms; <sup>bruises of long</sup> after the use of bleeding, powerful diaphoretics, and balsamics, repeated purging is principally to be depended on. The medicines however of this intention, ought not to be too rough and vellicating, yet strong enough to operate briskly, unless severe asthmatic complaints, hæmorrhages, &c. indicate the more lenient kind.

9. If an asthma or pleurisy should be violent, <sup>Attended with</sup> phlebotomy must be repeated occasionally, oily <sup>an asthma or</sup> linctus's, with *sperma ceti* exhibited, and the infusion of the *simus equin.* <sup>pleurisy.</sup> prescribed. For which, and many other remedies, proper in these two cases, see the respective distempers: all which are proper here, except the emetic.

10. In bruises attended with a spitting or <sup>Vomiting of</sup> vomiting of blood, phlebotomy is proper, and <sup>blood.</sup> ought to be repeated as occasion requires. Purgatives seem proper in the latter case, tho' the *pulv. rhabarb.* might here be successfully employ'd thus.

℞ *Confect. fracaſtor.* ℞ ij. *pulv. rhabarb. gr.* 15. *terr. japon. bol. armen. coral. rub. āa* ℞. *syr. de roſis ſic. q. ſ. f. bolus, bis vel ter in die ſumend. ſuperbibend. tinct. roſar. rub. hauſtulum.*

Or to the ſame end,

℞ *Aq. ceraſ. nig. germ. querc. plantag. cinna- mom. ten. āa* ℞ ij. *syr. papav. errat. 3 vj. tinct. terr. japon. 3 ij. ſpt. nitri dulc. 3 j. m. f. julap.*

If the ſymptoms increaſe, we muſt come to opiates; tho' theſe ſhould be uſed with caution,  
for



for fear of attenuating the blood too much, as some suppose they do. The liquid laudanum, the *syr. de mecon.* and the *pil. matthæi*, may be safely employ'd in moderation; at the same time that the *sal. prunel. gum. arabic.* and *tragacanth.* and other agglutinants, or balsamics, are exhibited. And clysters here may supply the place of purges.

*Bloody urine.*

11. If a bruise occasions the making of bloody water, after phlebotomy use the following.

℞ *Terebinth.* è cio ʒ ij. *pulv. rhabarb. opt.* ʒ j. *sperm. ceti* ʒ ij. *ter. japon.* ʒ j. *m. & f. pilul.* x. è *singulis drachmis, quarum sumat v. bis vel ter quotidie, superbibendo mixtur. sequent. cochlear. iv.*

℞ *Balsam. capiv.* ʒ ss. *solve in vitello ovi & sensim adde aq. fœnicul. petroselin. āa* ʒ iv. *raphan. comp. lumbricor. magist. āa* ʒ i ss. *syr. de alth.* ʒ ij. *f. mixtura.*

Or,

℞ *Gum. arabic.* ʒ j. *ter. japon. gum. tragacanth. āa gr. x. conf. malv. vel cynosbat. gr. 15. bals. peruv. gileadens. āa gut. v. syr. balsam. q. s. f. bolus, semel vel bis in die sumend. superbibend. julap. sequent. cochlear. iv.*

℞ *Aq. petroselin. plantag. āa* ʒ iij. *lumbric. mag. ʒ ij. syr. papav. errat. ʒ j. tinēt. terr. japon. ʒ ij. m. f. julap.*

The same purgatives may be used here, as in case of the stone and gravel. If other things fail, we may at last employ the *tinēt. cort. peruv.* with a proper proportion of liquid laudanum: and for a drink may be ordered a strong solution of *gum. arabic.* made with *aq. calcis*; and such medicines as are prescribed in ulcers of the bladder and kidneys, and the diabetes.

*Danger of miscarriage.*

12. In case of a miscarriage, likely to happen from a fall or bruise, bleed; but omit purging, and use astringents mixed with balsamics, as *coral. rub. bol. armen. terr. japon. ol. cinnam. conf. fracaft. sperm. ceti, bals. lucatel, bals. peruv. &c.*

Opiates



Opiates are also here of service, if used moderately. But in case of an actual miscarriage, give the medicines prescribed under that head, and at last two or three gentle purgatives.

13. External bruises, in general, require the *Cure of external bruises.* use of emollient and penetrating liniments; such as the following.

R *Ung. dialth.* ʒj. *spt. vin. camphorat.* lavend. c.  
āā ʒij. m. f. liniment.

Or,

R *Ol. hyperic. aq. hungar. sal. vol. oleof. ol. terebinth.* āā ʒiʒ. *ol. succin.* ʒj. *camphor.* ʒʒ. m.

For more of this kind, see pleurisy, and the cramp, pag. 16, 90, &c.

With these liniments the bruised part is to be well anointed, with a warm hand, before the fire.

14. If a large bruise happen in the head; let *In the head.* the hair be shaved from the part injured; and rub it with this mixture.

R *Sal. vol. oleof. aq. hungar.* & *spt. lavend. comp.*  
āā ʒj. m.

In case the bruise be large, bleeding will be proper here also, and the general process already described. If immediately upon receiving the hurt, the patient suddenly falls down, hath a vertigo or a dimness in his sight, a vehement vomiting, or hæmorrhage at the nose, ears or mouth, frequent convulsions, delirium, sleepiness, and the excrements come away insensibly, there is reason to suspect a fracture in the skull.

15. Bruises in the eyes require phlebotomy *In the eyes.* occasionally, lenient purges, epispastics, issues, &c. and if they prove obstinate, such externals as are mentioned in the ophthalmia. See pag. 34, 36, &c.

16. When a rib is broken by a fall; after *On the ribs.* bleeding, anoint the part with a mixture of oil of roses and vinegar, and then apply a plaster of oxycroceum;



oxycroceum ; ordering a spare slender diet, and the patient to lie on the opposite side.

*In the breasts.* 17. If a bruise happen in the breasts, especially of women, bleed immediately, and the next day exhibit a gentle purgative. In the mean time use some of the liniments already set down, and afterwards apply the *emp. de cymino*. If the patient be plethoric, phlebotomy should be repeated within two or three days. The glands of the breasts being very apt to knot, harden, and grow cancerous, all imaginable care must be taken to prevent these ill effects.

*Bruises attended with weakness.*

18. As weakness in the loins frequently happens from bruises, falls, the lifting great weights, or carrying heavy burthens ; and sometimes, by this means, the *vesiculæ seminales* are so relaxed, that they let go their contents, at improper times, or upon small occasions. In this case it may be convenient to apply a plaster composed of equal parts of *oxycroc. paracels.* and *de min.* to the small of the back ; or rather that prescribed below, pag. 599. §. 20. Violent purgatives are here improper, especially those of the mercurial kind ; but gentle astringents, as the *bol. armen. terebinth. rhubarb. tost.* and mild agglutinants, as the *gum. arabic. tragacanth. &c.* with now and then a lenient cathartic interposed, are principally to be relied on : afterwards the cold-bath may be of service, and a course of sudorific diet-drink.

*Dislocations, and sprains.*

19. In case of a compleat dislocation from a fall or blow, the part is first to be anointed with some proper liniment, and afterwards reduced and kept in its natural place, by a suitable bandage and dressing. But when there only happens a sprain, that is, when a ligament is distorted or over-stretched, use the following liniment, with a warm hand, three or four times a day ; afterwards covering the part with flannel ; and placing



placing it in a convenient posture, that it may be perfectly at rest.

℞ *Ung. nervin. dialth. āa ʒvj. ol. mac. per express. ʒ℔. spt. lavend. comp. aq. hungar. āa ʒij. m. f. liniment.*

20. If the swelling be great, order a warm fo-<sup>When attended with large tumors.</sup>mentation, as mentioned in the article of tumors in general, pag. 581. Some for this purpose recommend a decoction of bran in urine. When the tumor is abated, apply, to strengthen the part, the following *emp. defensiv. cum succis*; which is very successfully used in case of sprains, and fractures.

℞ *Ol. olivar. litharg. aur. āa ℔i℔. axung. porcin. ℔j. coque f. a. cum succ. plantag. centinod. major. āa ʒiv. sub finem coctionis addendo pulv. bol. armen. sang. dracon. āa ʒij. rad. tormentil. bistort. nuc. cypress. fl. balauſt. āa ʒj. mastich. ʒ℔. m. f. emplast.*

But nothing conduces more to the cure of sprains than rest.

## EPINYCTIS and TERMINTHUS.

**E***pinyctis* is defined an angry tumor, appearing in pustules, upon the skin of the arms, hands, and thighs. These pustules are of a dusky red, and sometimes of a pale, livid colour, about the size of lupins, and attended with inflammation, pain, and sometimes a fever. But when they appear of a blackish colour, the disorder is called *terminthus*; and proves less than the former. These pustules or eruptions, usually break within a few days after their appearance, and discharge first a sanious, and then a bloody kind of matter; after which they generally come away in a slough; and lastly the ulcers digest and heal up again. When artificial evacuations are required in this disorder, they may be such as are prescribed in case of inflammations; the diet, in the



the mean time, being cool and slender. The externals likewise may be the same with those, or consist of emollient ingredients, combined into fomentations, cataplasms, &c. The common poultis of bread milk, may here prove very serviceable; so likewise will *ol. chamæmel. lilior. alb. amygdal. dulc.* &c. when the case is attended with blackness or discolouration of the part, *spt. vin. camphorat. sal. vol. oleos. aq. bungar.* &c. may be added occasionally to any of the forms made use of. After the tumors or pustules, are broke, they may be digested with *unguent. basilic. liniment. arcæi, præcipitat. rub. lævigat. tint. myrrh.* &c. For more particular directions, if required, see phlegmons, inflammations, and tumors in general.

#### PHYMA and PHYGETHLON.

**P***Hyma* and *phygethlon* are round, flat, and hard tumors, affecting the glands under the jaws; the former rising somewhat higher than the latter. The tumors happen most frequently in children, where they are often supposed to proceed from a tightness of the stay, which coming under the chin, serves to keep on the covering of the head. When they suppurate, they are attended with inflammation, tension, pulsation, &c. They are not, like strumous tumors, contain'd in a cystis; tho' 'tis frequent to mistake them for such. In some they are of a pale yellowish colour, and in others inclining to red. They are seldom attended with danger and generally prove easy to cure, unless when repellents have been used, or they happen as the crisis of a fever, or other acute or chronic distemper. The regimen in this case should be the same with that prescribed in inflammations and flegmons. The cure may be attempted either by discussion, or suppuration: but the



the former method should never be used, when the tumor was occasioned by the crisis of any distemper. When 'tis thought safe, we may proceed in the discussion hereof, as was mention'd under tumors in general. But in all cases of them, where suppuration is necessary, or most expedient and conducive to the discharge of the matter, and the health of the patient, suppurating cataplasms, with bread and milk, *rad. bryon. alb. lilior. alb. &c.* may be applied to advantage. The part affected may likewise be covered with the *emplastr. diachyl. cum gum. de mucilaginib.* or the like, in order to promote the suppuration thereof; and after 'tis once brought to a head, and broke, we are to proceed with digestives, &c. as directed under tumors in general.

## VARICES.

1. **T**HE dilatation of a particular part of a vein, so as to make it bulge out, or thrust the skin above its natural level, is term'd *varix*. This happens chiefly in the crural, and hæmorrhoidal veins; sometimes also in those of the *testes*; and frequently in the abdomen, and breasts of pregnant women, and such as give suck. *Definition.*

2. Excessive labour, or violent exercise, sprains, stagnation of the blood, from a plethora, *cachymia*, or viscidty; violent cramps or convulsions; too great a degree of pressure, or stricture, by bandage or otherwise, may give occasion hereto. *Cause.*

3. *Varices*, may be known by inspection, and observing the tumor to be actually seated in a vein; which not only appears of a blue, or azure colour, but, in this case, will sometimes shew unequal, winding, crooked, and knotty; all which are *Diagnostics.*



are more or less conspicuous, according as the vein affected lies shallow or deep. A *hernia varicosa* in the *testes*, is known by the situation of the tumor, the course of the vein, a relaxation of the part, or its appearing inflated with air, distended, and painful.

*Prognostics.*

4. Varices are seldom dangerous, especially when they happen spontaneously, or without any evident cause, and prove of a moderate size. They are allowed to be serviceable or advantageous in case of the hæmorrhoids; particularly in melancholy constitutions. When they are too much suppressed or repelled, they give rise to hæmorrhages, pleuritic, nephritic, or apoplectic disorders: and proving immoderate, they may cause a cachexy, dropsy, or consumption, &c. Varices, when very large, and of long continuance, are seldom cured without manual operation. The *hernia varicosa*, is likewise of difficult cure.

*Regimen.*

5. The regimen in case of varices, should be every way moderate; especially if they appear to proceed from a *plethora*, or *cacochymia*. When a viscidty of the juices is suspected for the cause; the diet ought to be diluting and attenuating; but if the circulation is languid, somewhat warm, and nourishing: and in this case a moderate use of wine might be serviceable. In general, a diet that is somewhat astringent, may tend to forward the cure.

*Cure in general and particular.*

6. The cure of varices, in general, is to be attempted by evacuation, external applications, or manual operation. The proper evacuations are such as phlebotomy, and lenient cathartics, consisting of *flos sulphur. elect. lenitiv. cremor. tartar. pulv. sanct. rad. rhabarb. &c.* and these ought to be repeated occasionally, during the whole course of the cure. The other internal medicines of service in this case, are of an astringent nature, and



and may conveniently be join'd with acids. Such medicines may be composed of *coral. rub. ppt. sang. dracon. cort. peruv. acet. spt. vitriol. &c.*

7. If the blood stagnates, or is coagulated in the vessel; proper discutient fomentations, such as those described under tumors in general, may be employed; or cupping with scarification. And if a gangrene be apprehended, *spt. vin. camphorat. unguent. ægyptiac. tinct. myrrh. & aloes, &c.* may be used by way of embrocation. But if the varix is small, it may be treated, possibly to advantage, with the following.

℞ *Rad. sigil. solomon. bistort. cort. granator. āā ʒj. flor. balauſt. nuc. cypreſs. gallar. āā ʒʒ. oxycrat. ℥ij. coque ſimul, & colaturæ ℥j. adde vin. rubr. ℥ʒ. spt. vitriol. ʒʒ. m. f. fotus, bis in die utend.*

After the use of this embrocation, the following cataplasm may be, each time, applied to the part.

℞ *Pulv. bol. armen. ſang. dracon. flor. roſar. rub. āā ʒj. farin. fabar. ʒiv. albumina trium ovorum, spt. acet. q. ſ. ut f. cataplaſma.*

A proper bandage, where it may conveniently and safely be worn, as on the legs, arms, &c. might be of service, in order to prevent too great a flux of the fluids to the part, and the consequent distention of the relaxed or dilated vessels. Such a bandage therefore should always be kept moderately tight. When varices happen in the legs, it seems advisable to wear a laced or strait stocking, which may be made tight occasionally. A like contrivance may be used when they happen in the veins of the thigh: and those of the belly might be kept down with a convenient bracer. Immediately upon the tumor it self, a plate of lead, or the like, might be laid, and kept on by the bandages, or contrivances above-mentioned. 'Tis sometimes found of use to wrap such metalline plates up in a compress, moisten'd with vinegar, red wine, &c.



before they are applied. But there are others who choose to cover the tumor with nothing more than a piece of common diachylon plaster, or *emp. de ran. cum mercur.* keeping it on, or securing it with a proper bandage.

8. A *hernia varicosa* is remedied by a proper truss or bandage, together with the use of such medicines as are already mentioned. When varices degenerate into flatulent tumors, ulcers, or the like, they are to be treated accordingly.

*The manual operation.*

9. When a varix, by growing very painful, increasing immoderately in its bulk, bleeding violently, ulcerating, mortifying, or the like, renders the operation necessary; the skin being first divided, the integuments separated, and that part of the vein possessed by the varix separated, one ligature must be passed above, and another below the tumor; which must then be open'd by incision, with an orifice large enough to admit of the evacuation of the grumous blood, or matter contain'd therein. The wound is afterwards to be digested and healed up as in case of an *aneurism*.

### ANEURISMS.

*Definition.*

1. **A**N *aneurism* is a tumor from the dilatation or rupture of the coats of an artery.

*Cause.*

2. Aneurisms usually proceed from an artery being accidentally cut or prick'd in bleeding, or from some preternatural distention, or a corrosion of its coats, &c.

*Diagnostics.*

3. When an artery happens to be cut with a lancet, the blood gushes out impetuously by starts, and is not easily stopped; an inflammation and discolouration of the part about the vessel succeed; with a tumor and inability to move the arm, if the lancet were used there, from a collection of extravasated blood lodg'd between the integuments and the interstices of the muscles.

If



If the coats of the artery have been corroded, the symptoms are nearly the same; but come on more slowly, and prove less violent, without any external hæmorrhage. The signs of a true aneurism, that is, when a dilatation of the coats of an artery happen, are a pulsation easily to be felt, and sometimes visible to the eye; the tumor generally appearing of the natural colour of the skin. This tumor varies in magnitude, being sometimes as large as an orange, and at others as big as a child's head; and when press'd with the finger, it generally gives way, but presently restores itself upon removal thereof.

4. An aneurism happening upon some error *Prognostics.* in venæsection is dangerous; but if the blood ceases to flow from the wounded artery, but pours itself between the interstices of the muscles, the chirurgical operation is necessary; or if that be delayed for a few days, the extirpation of the limb becomes indispensable. 'Tis also dangerous, if it proceed from a corrosion of the coats of the artery; and the more, when it happens in a part where the operation cannot be performed. But an aneurism from a distention of the canal, without any rupture, is seldom fatal; tho' reckon'd, when large, incurable; the chief inconveniencies being the magnitude of the tumor, and the pulsation.

5. The diet in all these cases should be slender *Regimen.* and balsamic, and the exercise gentle.

6. If an artery be prick'd, let it bleed freely, *Cure.* and afterwards use bolsters dipt in some proper styptics, such as compositions of *acetum*, *vitriol. roman.* &c.

For the proper method to stop the flux of blood from an artery, see hæmorrhages, pag. 129, &c. In a beginning aneurism, proceeding from a dilatation; after phlebotomy and gentle purging, an astringent cataplasm might, with a proper bandage,



dage, be advantageously applied to the part. The *emp. de ran. cum mercur.* and the *emp. defensiv. cum succis* may likewise be used in this case. Some also apply a plate of lead rubbed over with quicksilver, and bind it on the part with a proper bandage. The same also being sometimes advantageously worn upon several other tumors, when they are not too large. If these means fail of success, recourse must be had to the manual operation, which in a true aneurism is much more dangerous than in a varix. 'Tis performed after the following manner.

*The manual  
operation.*

7. The patient being placed in a chair, turn'd to the light, a ligature is made about the breadth of four fingers above the tumor; then the integuments or interjacent parts are carefully divided, to come at the artery; in which having fixed the *gripe*, an incision is made, the whole length of the tumor, in order the better to dislodge the concremented blood with the finger; and to give an opportunity for cleansing the wound with a sponge. When this is done, and the *gripe* slacken'd, a needle must be passed under the artery, about an inch or two above the puncture or rupture, which gave occasion to the aneurism, and again as much below it; so that the vessel being secured by two ligatures, it may commodiously be cut or divided at the puncture or rupture of its coats. Then the parts being washed with *tinct. myrrh. & alces*, pledgets arm'd with a proper digestive, and if there be occasion, restrungents, are to be laid in the cavity. Or after the dossils are armed, they may be dipt in the common restrungent mixture of *album. ovi & acetum*; the *emplastr. diachyl. simp.* let down with *ol. rosar.* being applied over them; and the part both above and below the wound embrocated with a mixture of *ol. rosar. spt. vin. camphorat. oxycrat. &c.* If there is occasion, proper defensives may likewise be applied



plied to the parts ; as the *emp. defens. cum succ.* or a compress dipt in red wine or vinegar. Over some such compress spread a double-headed roller, moisten'd with oxycrate, first making two or three turns upon the wounded part, and afterwards gradually ascending and descending, till the whole length is spent. The dressings may be removed in two or three days time ; and now, if the hæmorrhage is stopped, the restraining ingredients may be left off for the future ; and only common digestives or detergents applied. Repeat the dressing once a day, as usual, and in some small time the divided ends of the artery will fall off. Then heal and incarn the wound as usual.

## HERPES.

I. **T**HERE are three kinds of *herpes* ; viz. *The herpes simplex, miliaris, and exedens.* The *herpes simplex* is the appearance of yellowish inflammatory pustules with sharp heads, suddenly tending to maturation ; the matter of them being visible in their upper part, whilst they remain inflamed at the basis. But this inflammation goes off upon the eruption of the matter. In the face they commonly appear distinct or single, but often numerous or thick-set in other parts of the body ; as on the back, breast, sides, &c. being attended with an erysipelas, and sometimes with a fever.

When they appear on the face, and their number is but small, they generally prove of easy cure ; and the *emplastr. diachyl. cum gum.* is found sufficient to effect it, by bringing them to suppuration ; the *unguent. rub. desiccativ.* or *alb. camphorat.* being afterwards applied to skin them over. But when this gentle treatment fails of success, the use of the *unguent. mercuriale*, or *emplastr. de ran. cum mercurio*, is generally recommended. Or rather,



R Unguent. pomat. ℥j. trochisc. alb. rbas. præcipitat. alb. āa ʒi℥. m. f. liniment. cum quo inungantur partes affectæ bis in die.

When these eruptions are numerous, thick set, or join'd with an erysipelas, they are commonly called by the name of *shingles*; and may be treated accordingly; or as the erysipelas. See pag. 141, &c. pag. 350.

*Herpes miliaris.*

2. The *herpes miliaris* are small itching tumors or wheals in the skin, resembling millet-seed. These tumors, by rubbing them, may be made to weep an aqueous humor; and as they heal in one part usually break out in another. This species is of more difficult cure than the *herpes simplex*; especially when the eruptions are numerous, and possess the face, nose or ears. When long neglected, they are apt to eat deep into the flesh. Calomel purgatives, and proper edulcorating diet-drinks of the woods, &c. are useful to forward the cure; with the assistance of the following liniment.

R Unguent. nicotian. ℥j. pomat. ʒ℥. calomel. præcipitat. alb. āa ʒij. m. f. liniment.

If this method does not answer expectation, we must have recourse to such externals as are directed for the itch, pimples, the leprosy, &c. being cautious in the use of corrosives to such parts where the bones or cartilages lie near the surface of the body.

*Herpes exedens.*

3. The *herpes exedens* is the appearance of small tubercles, with a little ulcer in their apices, unattended with inflammation or pain. 'Tis generally cured with ease, if it proceed not from the venereal taint; but in this case the cure may prove difficult: the ulcers being then apt to grow phagedænic, or cancerous; especially in scorbutic habits. The regimen and method of cure required for the *herpes exedens* differ not from those mentioned under the leprosy, itch, pimples, scalled-heads, cancers, ulcers, &c. which see respectively.



## OEDEMATOUS TUMORS.

1. **O** *Edematous tumors* are such as appear white and soft, without any change of colour, heat, pain, or pulsation ; and yield to the pressure of the finger, so as for some time to retain the mark thereof. *Definition and  
Diagnostics.*
2. The general cause of oedematous tumors, is vulgarly supposed to be *pituita*, as 'tis called, or a phlegmy humor in the body. Contusions, fractures, luxations, &c. when they are of long standing, often occasion them ; especially in dropical constitutions, old age, &c. Irregular living, want of exercise, ruptures, disorders of the lymphatics, defluxions of humors, weakness of the joints, or the like, will also give rise thereto. *Cause.*
3. Oedematous tumors seldom, of themselves, prove dangerous or mortal : but when they are of long continuance, the effect of old age, or a dropical habit ; when they grow hard, scirrhus, painful, or come to suppurate, the cure is generally tedious and uncertain. Those attended with wounds, fractures, or the like, are less difficult to cure. *Prognostics.*
4. The diet in this case should be warm and drying, and consist of roasted meats rather than boiled ; but of such as are easiest of digestion. Red wine is here preferable to the other kinds. The exercise, rest, and sleep ought to be moderate. Diet-drinks, and decoctions of the drying woods, might be used to considerable advantage. The air should be dry and warm ; and indeed a removal from a cold climate into a hot one, has sometimes effected the cure of oedematous tumors, without farther assistance. *Regimen.*
5. In order to forward the cure, the use of internals must be joined with that of external medicines. *Their cure.*



Phlebotomy in this case is generally condemn'd; cathartics are allowed serviceable; and ought to be of a warm aromatic nature, and somewhat brisk in their operation. For example,

℞ *Electuar. caryocostin.* ʒvj. *vin. alb.* ʒij. *syr. de spin. cervin. aq. cinnamom. fort.* āa ʒß. *m. f. potio, pro re nata repetend.*

Or,

℞ *Elixir. salut.* ʒij. *syr. de spin. cervin.* ʒß. *elix. proprietat.* ʒj. *m. f. potio.*

Or,

℞ *Tinct. sacr. cum duplo specier.* ʒiij. *spt. lavender. comp.* ʒj. *m. sumat mane cum regimine.*

Or if pills are more agreeable,

℞ *Extraēt. rud. pil. ruffi* āa ʒj. *calomel. gr. v. ol. anis. gut. ij. m. f. pilul. v. summo mane sumend.*

When the blood is poor, aromatics and chalybeates may be used to advantage, as in case of want of appetite, the dropsy, &c. But when oedematous tumors happen in scorbutic habits, such antimonial medicines will be proper as are prescribed for the scurvy, and stubborn cutaneous diseases.

*By discussion.*

6. These tumors are happily discussed in their first formation, by the external use of solutions of bay-salt, nitre, crude sal armoniac, &c. in Spanish wine, urine, *aqua calcis*, or other proper fluids of a lixivious nature; whilst the patient submits to a course of purgatives, in order to discharge the matter repelled by such applications. The external forms of medicines suited to this case, may be compriz'd under embrocations, liniments, fomentations, cataplasms, plasters, and proper kinds of bandages.

#### Mixtura discutiens.

℞ *Aq. regin. hungar.* ʒij. *ol. spic.* ʒj. *sal. volat. oleos.* ʒß. *ol. succin.* ʒj. *m. f. embrocatio.*

Or,

℞ *Ol. petrol. ex laterib.* āa ʒj. *spt. corn. cerv.* ʒß. *bals.*



*bals. sulphur. anisat. ʒ iij. tinct. cantbarid. ʒ ij. camphor. ʒ j. m. in eundem finem.*

Or,

*R Ol. chamæmel. hyperic. āa ʒ iʒ. spt. lavend. comp. tinct. sal. tartar. āa ʒ ʒ. ol. caryophyl. menth. succin. origan. āa gut. v. tinct. euphorb. castor. āa ʒ ij. elix. vitriol. ʒ j. m.*

### Linimentum discutiens.

*R Unguent. martiat. nicotian. āa ʒ iʒ. tinct. cantbarid. elix. vitriol. āa ʒ ij. camphor. ʒ iʒ. spt. sal. armoniac. ʒ iij. m. f. linimentum.*

Or,

*R Unguent. nervin. ʒ ij. ol. hyperic. ʒ j. ol. macis per express. ʒ ʒ. ol. origan. gut. 20. tinct. euphorb. ʒ ij. m. f. liniment. cum quo inungatur pars tumefacta subinde, calidâ manu.*

### Fotus discutiens.

*R Rad. ireos florentin. raphan. rustican. allij āa ʒ j. flor. rorismarin. lavendul. āa m. i. bac. juniper. laur. contus. āa ʒ vj. sem. anis. ʒ ʒ. coque in aq. calc. & aq. fontan. āa ʒ iij. colaturæ ʒ iv. adde spt. vin. camphorat. ʒ iv. m. f. fotus.*

Or,

*R Rad. pyrethr. galang. piper. long. āa ʒ ʒ. nuc. moschat. macis, caryophyl. āa ʒ j. infunde calide in vin. alb. ʒ ij. colaturæ adde spt. vin. camphorat. aq. regin. hungar. āa ʒ ʒ. theriac. andromach. ʒ j. m. f. fotus, bis terve in die utend.*

### Cataplafma discutiens.

*R Pulv. bac. junip. laur. āa ʒ ij. herb. abrotan. calaminth. flor. chamæmel. āa ʒ j. sem. anis. cymin. fœnicul. dulc. āa ʒ ʒ. rad. ireos florentin. ʒ iij. gran. paradif. piper. long. āa ʒ ij. coque in aq. calcis q. s.*  
ad



*ad cataplasmat. consistentiam, deinde adde unguent. nervin. martiat. āa ʒ ij. camphor. ʒ ij. m. f. cataplasma. subinde renovand.*

Or,

*R Pulv. sem. sinap. spt. vin. āa q. v. m. f. cataplasma.*

### Emplastrum discutiens.

*R Emp. è cymin. diasulphur. āa ʒ ij. camphor. ʒ ss. ol. succin. ʒ ij. sal. vol. armoniac. ʒ iij. m. f. emplastrum.*

Or,

*R Emp. stomachic. magistral. cephalic. cum euphorb. āa ʒ j. ol. caryophyl. gut. x. m. f. emplastrum.*

To the medicines above-prescribed may be added occasionally the following ingredients. *Cepæ, centaur. min. flor. melilot. origan. fol. puleg. menth. rad. zinzib. styrax calamit. benzoin. ol. lavendul. emp. de sapone, &c.*

Proper bandages and bolsters are likewise of great service in order to discuss oedematous swellings; being first moisten'd in one of the discutient mixtures above set down, or in camphorated spirit of wine. And in this manner, strait stockings, drawers, gloves, &c. suited to the particular limb or part affected, may conduce to forward the cure. But when by such means it is found impossible to discuss these tumors, so that they come to a head and suppurate, they are then to be treated in the manner already mention'd under the head of tumors in general.

*Condylomata, Cristæ, Rbagades, Thymi, &c.* 7. Under the class of oedematous tumors are reckon'd *condylomata, cristæ, rbagades, thymi, talpæ, & nates, ganglion & psydracium.* *Condylomata* are soft tumors arising on the internal coat of the anus, unattended with pain, and of the same colour with the skin. By long continuance, they grow fleshy,



fleshy, and shooting out as from a stalk, are then called *fici*. *Cristæ* are hard excrescences, arising at a small distance from the verge of the *anus*. These are commonly looked upon as a symptom of the venereal disease. *Rbagades* are fissures happening particularly about the verge of the *anus*, proceeding from an acrimonious humor fretting the parts. These fissures are sometimes deep, moist, and of a cancerous nature, as particularly when caused by the venereal taint; at other times they are less malignant, and of easy cure; as when they only are the consequence of a diarrhoea, dysentery, &c. *Thymi* are a species of warts, from which they differ only in their manner of growth; being a hard kind of excrescence; whereas the *papulæ*, another species, are soft. The *thymi* are more painful, and harder to cure than the rest; sometimes turning cancerous; especially when the extirpation proves unsuccessful. *Talpæ* and *nates* are tumors that generally appear only on or about the head; as the consequence of the venereal disease, whether of long standing, or ill cured. The *talpæ* elevate the skin from the *pericranium*, and generally denote a foulness in the subjacent bone of the skull. But the *nates* often appear on the neck, much after the same manner with the former. *Ganglion* is a small hard round tumor, seated in a tendinous part of the joints of the fingers or toes, unattended with pain, and moveable only laterally; but if they are soft, and moveable every way, they are term'd *lupinæ*. Lastly, *psyracium* is a pointed, white pustule, containing a ferous humor.

8. For the cure of a beginning *condyloma* or *ficus*, use first desiccative fomentations. For ex-  
ample, Cure of Condylomata & Fici.

R Rad. bistort. tormentil. āā ʒ iʒ. flos. rosar. rub. balaust. cort. granator. alum. rup. āā ʒ ij. bacc. myrt. ʒ iij. coque in aq. calc. lb ij. colaturæ lb j. adde vin.



*vin. rub. ℥ ℥. m. f. fofus, ter quaterve in die calide adbibend.*

The following unguent may be rubbed upon the part, after the ufe of the fomentation.

*℞ Unguent. deficcativ. rub. diapomphol. āā ʒ j. lapid. calaminar. lævigat. ʒ ℥. troch. alb. rhaſ. ʒ ij. m. f. unguent.*

But when arrived at their ſtate, the cure is generally attempted by extirpation; the freſh growth of their roots being prevented by the application of *præcipitat. rub. alum. uſt. &c.* thereto. But 'tis ſometimes found moſt ſucceſſful to mix ſuch ingredients with a proper unguent, and dreſs them daily therewith. When theſe tumors are not very large, or riſen to any great height, it may be proper to conſume them gradually, by daily or frequently touching them with the lunar cauſtic, or *lapis infernalis*. But this is to be done with caution, for fear of inflaming the adjacent parts.

*Cure of Rbagades.*

9. *Rbagades* may be anointed with the aſtringent unguent laſt deſcribed; but if they appear to be very dry, and the fibres about them criſpy, it will be convenient firſt to beſmear them with the mucilage of quince-ſeed, *gum. tragacanth.* or the like, made with water; and afterwards the unguent may have the deſired effect.

*Nates & Talpæ.*

10. The oedematous tumors called *nates*, are to be extirpated by incifion, and their return prevented by ſprinkling *præcipitat. rub. lævigat. vitriol. roman.* or *alum. uſt.* upon the part; or by dreſſing with an unguent compoſed of ſuch ingredients. But the *talpæ* ſhould be laid open by means of a cauſtic; when, ſeparating the eſchar, we muſt wait for the exfoliation of the carious bone: which end is to be promoted by the uſe of *tinctur. myrrh. euphorb. pulv. ireos florentin. &c.* in the dreſſings. But when ſuch treatment fails of the deſired ſucceſs; or when theſe caſes are  
owing



owing to, or complicated with, the venereal disease, they will seldom give way without the assistance of a course of internal alterants, or a salivation.

10. *Ganglions* are rarely found to suppurate. *Ganglions.* Their cure is generally attempted by a proper bandage, and the application of a plate of lead, rubb'd over with quick-silver, and applied upon the tumor. If it proves obstinate, it may now and then be rubbed with a little mercurial unguent: or a mercurial plaster, with the addition of a little camphire, may be worn upon the part for a constancy.

11. The *psydracium* is cured by the external *Psydracium.* application of *emplastr. diachyl. cum gum.* which will bring it to suppuration; and when the matter is discharged, the ulcer may be dressed with *unguent. basilic. flav.* or *liniment. arcaei.* Or if there be occasion, the common digestive may here be used for the dressing; with the *emplastr. diachyl. cum gum.* over it.

## FLATULENT TUMORS.

1. **F***latulent tumors* are those which easily yield *Definition.* to the pressure of the finger, and immediately recover their tumid state upon removal thereof; being light, and scarce perceivable to the patient by their weight.

2. The general cause of this kind of tumors is *Cause.* supposed to be the air, which being collected and confined in a certain part of the body, inflates it into a tumor, like a bladder. The size of the tumor differs according to the quantity of air thus contain'd in the part, or its degree of rarefaction. But a true flatulent tumor, without any mixture of an aqueous or other humor, seldom or never happens.

3. Flatulent



*Diagnostics.*

3. Flatulent tumors cause no discolouration of the skin in the part they possess, unless they lie considerably deep. They appear most frequently in the abdomen, and particularly in the navel and *scrotum*; the usual seats of a *hernia ventosa*, which, if not seasonably remedied, turns to a rupture of the intestines. They also sometimes appear on the eye-lids, particularly in phlegmatic and dropical constitutions; and on the large joints, and other membranous parts of the body.

*Prognostics.*

4. Flatulent tumors of the joints are of difficult cure. When they lie deep under the muscles, *periosteum*, &c. when they tend to scirrhusity, and are of long standing, the cure is uncertain; but better to be attempted in the summer than in the winter.

*Regimen.*

5. The regimen in case of flatulent tumors should be the same as in ruptures; the diet being mixed with proper carminatives.

*Cure.*

6. Both the internal and external medicines proper for the cure of flatulent tumors are of the same nature with those ordered in the œdematous species; only with the addition of carminatives, such as *sem. anis. coriandr. cumin. bacc. junip. laur.* &c. But when they cannot be dissolved in the ordinary way, they may be brought to suppuration, -by the method mention'd under tumors in general; provided they are not seated in the joints. But when they grow scirrhus, they must be treated accordingly. Upon opening this kind of tumors, they are generally found to contain a small quantity, in proportion to their bulk, of a serous or bloody humor. Neither, as might be expected, does the tumor upon this operation subside or lessen considerably, or any sensible air break out. But if a proper bandage be applied to the part, the humor will sometimes be soon diminished, and gradually cured thereby.

'Tis



'Tis reckon'd the safest way never to open these tumors, but by all means endeavour to dis-  
cuss them by warm, perspirative, and attenuating  
medicines. After the use of proper embrocations  
with *spirit. vin. camphorat. aq. hungar. &c.* the  
following plaster may be advantageously applied,  
and kept on with a bandage well adapted to the  
part.

R *Emp. è cymin. stomach. magistral. diasulphur.*  
*āā ʒ ij. ol. anis. carui, succin. āā gut. 30. camphor.*  
*ʒ ij. m. f. emplastr. s. a. cujus extendatur portio*  
*sufficiens super alutam, parti affectæ applicand.*

If the tumor should degenerate into a *bernia*  
*ventosa*, it must be remedied by a proper truss, or  
bandage, &c. as mentioned under ruptures. See  
pag. 279, &c.

## SCROPHULOUS TUMORS.

1. **S** *Scrophulous tumors* are such as generally af- *Definition.*  
fect the glandulous parts of the body ; be-  
ing hard, unequal, and having their matter con-  
tain'd in a *cystis*, or bag.

2. There are two kinds of scrophulous tumors ; *Cause.*  
*viz.* such as affect only the glands in the neck,  
which frequently happens ; and such as are more  
universal, or affect other parts besides the neck.  
Thus, the *glandula lachrymalis* being affected with  
a scrophulous tumor, sometimes causes a *lippitudo*,  
or *hordeolum*. The glands of the cheek, lips,  
breasts, &c. are also sometimes thus affected, and  
even the bones themselves, as 'tis suppos'd ; from  
whence the *spina ventosa*. This disease appears to  
be sometimes hereditary, or born with the patient,  
and at others to be received from a scrophulous  
nurse. Obstructions of the glands, want of exer-  
cise, the rickets in children, want of digestion, &c.  
are often suppos'd to be the cause of scrophulous  
tumors. And indeed 'tis generally allowed that



a continued abuse of the non-naturals may give rise to this disorder.

*Diagnostics.*

3. When these tumors are seated in glandulous parts of the body, they are hard, oval, or roundish, fixed or moveable, unequal, and sometimes appear in clusters, like a bunch of grapes. Sometimes they are seated in the glands themselves; and at others grow like appendages of them. In general they are not painful; tho' their bulk is sometimes very considerable. Those of the larger size seldom suppurate, especially when seated in the glands of the neck; whilst the others, between the magnitude of a nutmeg and that of an egg, often tend to suppuration; the matter of them being generally contain'd in a *cystis*, and appearing upon the discharge thin, sanious, and small in quantity. The orifice of the ulcer is often callous, and the suppuration incomplete; from whence there usually follows a scirrhusity, and hardness, which sometimes remain obstinate for many years; and generally cause a considerable inequality, especially in the part where the eschar was separated; a small, but unsightly excrescence being left behind. When this kind of tumor affects such parts as are not glandulous, they commonly appear more inflamed, are more painful, and come sooner to suppuration than the others; the cure also proving less tedious. Scrophulous tumors frequently seize the upper lip, and often both lips; which then appear thick, and sometimes chap'd. In this part they never come to suppuration; but are generally of long continuance, and increase in the spring and autumn. When the bones are scrophulous, they grow unsizeable, knotty, and protuberant in the part affected; and when laid bare, are often found to be carious.

*Prognostics.*

4. When these tumors are large, scirrhus, livid, and of a cancerous nature, they are attended



tended with danger ; and always prove difficult of cure, if hereditary, if they happen in an ill habit of body, in old age, or are of long standing, knotty, grown into ulcers, lie deep, are fix'd, hard, immoveable, unequal, of a malignant nature, and when seated near any large or considerable vessels, in the joints, nerves, tendons, bones, &c.

5. The diet in this case ought to be moderate *Regimen.* and slender. All viscid aliment, as cheese, fish, &c. is reckon'd improper : that being here to be chose, which is light, easy of digestion, and capable of affording a laudable chyle, or good nourishment. Medicated wines or ales, or rather edulcorating ptisans and decoctions, are thought convenient drinks for scrophulous patients. Lubricating broths or gellies may be allowed in hectic constitutions ; together with a milk regimen, and the testaceous powders. The exercise in this case might be rather violent, than too moderate, except the patient be of a hectic constitution. The air should be clear and warm ; and all violent passions of the mind should be carefully avoided.

6. The cure of scrophulous tumors may be *The internal* begun to advantage with phlebotomy ; if the pa-<sup>cure of scrophu-</sup>tient is of a plethoric habit, or the design be to <sup>lous tumors.</sup> discuss them. But when matter is already form'd, or we design to bring them to suppuration, all evacuations should be omitted, till after the tumors are broke, and their matter discharged. Cathartics are likewise proper, and ought to be repeated occasionally thro' the course of the cure. And it may not be amiss to mix calomel along with them ; or else to give it by way of preparative over-night, when the patient goes to rest, and order the cathartic to be taken on the morning following. It has likewise been found successful in these cases, to give the same me-  
S s
dicine



dicine, calomel, by way of alterant, or in such small doses, at such distances of time, that it shall have no sensible effect upon the body, so as to promote any of the gross discharges. But when long courses of physic have failed, a thorough salivation has been found effectual. The cathartics of most service here, are such as the following.

℞ Calomel. gr. 12. conf. rosar. rub. parum, m. f. pilula, omni nocte horâ decubitûs sumend. ad tres vices ; deinde capiat. potion. sequent.

℞ Fol. sen. ʒ iiij. sem. fœnicul. dulc. ʒ j. sal. tartar. ʒ j. infunde in aq. fontan. q. s. colaturæ adde syr. de spin. cervin. de cicbor. cum rbeo āa ʒ ss. spt. lavend. comp. ʒ ij. spt. nitri dulc. gut. 15. m. f. potio, summo mane sumenda.

Or,

℞ Extract. rud. pilul. coch. min. āa ʒ j. calomel. gr. 15. ol. sassafr. gut. 1. m. f. pilulæ v. quarum deglutiat. duas, hora somni, & reliquas diluculo cum regimine.

Or,

℞ Pulv. sanct. warvicens. julap. āa gr. 12. calomel. gr. x. ol. anis. gut. 1. m. f. pulv. mane sumend.

Or,

℞ Rad. julap. crassè contus. turpeth. gummos. āa ʒ iiij. fol. sen. opt. ʒ ss. milleped. ppt. ʒ ij. rad. zedoar. incis. ʒ ij. zinzib. cinnamom. āa ʒ ij. infunde simul in vin. alb. lisbon. ℥ i ss. per tres dies, deinde colaturæ adde tinct. sacrae ʒ ij. sumat ʒ ij. vel ʒ iiij. mane pro re nata.

7. On the intermediate days of purgation, and after the designed cure thereof is finished, the following may be begun to advantage, if the cure is not already performed.

℞ Æthiop. min. ʒ j. antimon. diaphoretic. pulv. ari, rad. cassamunair. gum. guaiac. āa ʒ ij. antihect. poter. ʒ j. conf. absinth. roman. anthos āa ʒ j. syr. de 5. radicib. aperient. q. s. f. electuar. de quo capiat



*capiat quantitatem nucis moschat. bis vel ter quotidie, superbibendo haust. decoct. ligni guaici.*

Or,

*R Antimon. crud. lævigat. lact. sulphur. pulv. milleped. āa 3vj. sal. succin. tartar. vitriol. sal. viperar. āa 3j. conserv. lujul. 3iβ. syr. papav. errat. q. s. f. electuar. de quo capiat quantitatem nucis moschatæ major. ter in die.*

8. If the Constitution be gross or phlegmatic, *In phlegmatic chalybs* may be added to the medicines already *and hectic ha-* prescribed; or it may be boiled in *aq. calc.* along *bits.* with *guaiacum, sarsaparilla, &c.* to be used as a constant drink. But if the patient is hectic, all chalybeates ought to be omitted; and something like the following given in their stead.

*R Lact. sulphur. 3vj. pulv. milleped. 3β. rad. sarsaparil. chin. āa 3ij. lign. guaiac. santal. citrin. lumbricor. terrestr. āa 3ij. sal. succin. 3j. m. f. pulv. cujus dosis sint 3ij. ter in die cum haustu decoct. lign. sassafra, per 40 dies.*

A course of the testaceous powders, a milk-diet, and the use of the *tinctura antiphthisica*, are here also proper. Or the following dietetic decoction may be advantageously continued, for a time, as common liquor.

*R Rad. chin. nodos. sarsaparil. āa 3ij. lign. sassafra. passular. major. exacinat. āa 3iv. rasur. c. c. ebor. āa 3iβ. santal. rubr. 3 citrin. āa 3vj. bord. galic. 3ij. antimon. crud. 3iβ. (cum argent. viv. 3j. in pulver. æthiopic redact. 3 in nodulo ligat.) sem. coriandr. contus. 3β. coque, lento igne, in aq. fontan. pur. cong. iij. ad cong. ij. 3 colatura clara sit pro potu ordinario.*

Proper alteratives, or edulcorants may likewise be used along with this diet-drink: or when used alone it may prove very serviceable after a salivation hath fail'd; for it powerfully opens and unlocks the glands, or other canals of the body, where strumous or scrophulous swellings



are commonly seated. The following medicated wine may likewise be drank to advantage, where any thing spirituous is allowable; being calculated to answer much the same intention with the former.

℞ *Rad. oxylapath. filipendul. ellebor. nig. cassamun. rapban. rustic. āā* ℥ j. *fol. scabios. salv. summit. abiet. chamæpit. āā* m. ij. *sem. sinap. cort. aurantior. bacc. junip. sem. fœnicul. dulc. āā* ℥ iij. *milleped. vivent. ℥* ℔. *infunde per 4 dies in vin. alb. lisbon. ℥* iv. *℞ colaturæ per subsidentiam depuratæ bibat. cyathum ter in die.*

After the same manner may medicated ales be contrived, with the addition of *chalybs* occasionally. The *vinum viperinum* is accounted highly serviceable in this case; being drank in the quantity of two or three ounces, twice or thrice a day. A course of the *Bath* waters is also recommended in obstinate scrophulous tumors; so is the removal into a clear and dry air. In all these cases, a good appetite and digestion are to be secured by the use of proper bitters or stomachic tinctures. And, in general, it may be very successful to proceed in the cure hereof with such internals as are to be met with under the articles of *scurvy, leprosy, gout, jaundice, scirrhus liver, &c.* The following snail-water is in high esteem for this distemper; being drank of freely.

℞ *Rad. bryon. oxylapath. lig. sassafir. pæon. mar. rapban. rustican. āā* ℥ iv. *cort. winteran. aurantior. sem. fœnicul. dulc. bacc. junip. galang. min. nuc. moschat. cinnamom. āā* ℥ ℔. *fol. cochlear. hortens. beccabung. scord. salv. chamæpit. āā* m. iij. *limac. hortens. contus. ℥* iij. *milleped. vivent. ℥* j. *vin. alb. cong. iij. aq. fontan. q. s. distillentur cong. iij. saccharo albiss. edulcorand. bibat ℥* ℔. *bis terve in die.*

The external  
cure of scrophu-  
lous tumors.

9. We proceed now to the external or surgical cure of scrophulous tumors, without taking any notice of the royal touch, because opinions differ



fer widely as to the fact it self; the more judicious part of mankind seeming to believe it fabulous, any farther than the patient is affected by expectation, awe, surprize, or the like passions of the mind.

10. When a scrophulous tumor is but in its beginning, and it shall appear adviseable to discuss it, we may attempt the same in the following manner. First, it may be proper to use phlebotomy, and afterwards a cathartic or two. Then,

*R Argent. viv. 3 ij. terebinth. venet. 3 ℔. camphor. 3 ij. unguent. martiat. 3 j. m. exactissime & f. liniment. s. a. cum quo inungatur pars affecta bis quotidie calida manu.*

After each time, apply some of the following plaster to the tumor.

*R Emplastr. è cicut. cum ammoniac. è mucilag. nib. è cymin. āā 3 j. argent. viv. (cum pauca terebinth. extinct.) 3 vj. camphor. (in ol. amygd. dulc. solut.) 3 ij. m. f. emplastr. secundum artem.*

During this course of unction it will be very convenient to give now and then a calomel purgative, or a vomit of *turpethum minerale*; care being taken that a salivation be not unexpectedly raised thereby.

11. If with the use of these means, the tumor should not discuss, but increase in magnitude and hardness, we must endeavour to bring it to suppuration; which indeed is always accounted the safest and most natural way: for to attempt to discuss scrophulous tumors, often increases their scirrhusity, and turns them cancerous. When therefore we intend to suppurate a scrophulous tumor, all evacuations are to be omitted, or very gentle medicines of that kind employed. The following plaster will promote and forward the design.

*R Emplastr. diachyl. cum gum. de mucilaginib. āā 3 j. sperm. ceti 3 ℔. pic. burgund. gum. elem. āā 3 s 3 3 iij.*

*By way of discussion.*

*By way of suppuration.*



℥ iij. solve & f. emplastr. cujus q. s. extendatur super alutam parti affect. applicand.

If this does not soon ripen the tumor, and bring it to a head, the following cataplasm may be applied in its stead.

℞ Rad. bryon. recent. contus. ℥ ℥. lilior. alb. ℥ iij. cepar. allij āā ℥ ij. coque simul in aq. fontan. q. s. & per setaceum trajice pulpam, cui adde unguent. dialth. ℥ iv. ut f. cataplasma, calide adhibend.

When the tumor is so far ripened that the matter is found to fluctuate therein, yet does not soon break, the part should be opened either by incision or caustic, in order to give vent thereto. When the tumor is small, soft, and almost wholly dissolved down into *pus*, the lancet may be preferr'd; especially if it is seated about the face, to avoid any considerable deformity of the part, which might be caused by a caustic. But if the swelling be large, and actually included in a cystis, the suppuration partial, the scirrhusity considerable, the colour livid, &c. a caustic ought to be chose. And after the separation of the eschar, the ulcer may be dressed with some such as the following digestive.

℞ Terebinth. venet. liniment. arcæi āā ℥ i℥. pulv. myrrh. 3j. præcipitat. rub. lævigat. ℥ ij. vitel.ovi 3ij. bals. peruv. 3j. pulv. croc. 3℥. m. f. liniment.

The dressings may be kept on with this plaster.

℞ Emp. diachyl. cum gum. de mucilaginib. āā 3j. gum. elem. 3℥. m. f. emplastr.

To the digestive above set down may be added occasionally, tinct. myrrh. balsam. sulphur. elix. proprietat. &c. or if more detergent ingredients are required, unguent. apostolor. ægyptiac. aq. phagedænic. &c. There are some also who in this case venture to use mercurius sublimat. corrosiv. butyr. antimon. ol. vitriol. &c. but these are attended with danger of inflammation, pain, &c. And in case of luxuriant or fungous flesh, callosity, or the like, which render



render them of service, their place may be more conveniently supplied by milder medicines, or else by actual incision.

12. When scrophulous tumors are grown large, inveterate, and have been of some years continuance, they are usually called by the name of *wens*; the extirpation or suppuration whereof is in regular practice accounted dangerous; and therefore seldom attempted. And without any manual operation at all, the patient in this case generally continues in perfect health, and feels no other inconvenience than what is occasioned by the bulk, or unsightliness of the tumor. These *wens*, as they are called, commonly rise off from the part they affect; and appear like appendages, as we frequently see, to the lower jaw, and other parts. But if they increase in their bulk, so far as to hinder any of the animal or vital functions; if they are attended with violent pain, yet come not to suppuration; or if the patient absolutely insists upon their being taken down, the operation becomes necessary, and may then be performed in the following manner. The most common way is by making a crucial incision, to disengage the tumor from the considerable vessels, and its cystis, and bringing the whole away at once; or if any part remain behind, it may be brought away by the use of proper detergent digestives for the dressing: the wound being afterwards healed up in the common manner.

Besides this, there is another method of taking away wens, or inveterate scrophulous tumors, by passing an armed needle thro' the basis thereof, and cutting them off close by the thread. But when any large vessels lie very near the tumor, this method is much more dangerous than the other. To render it the safer, these vessels must either be carefully avoided in the operation, or



tied up as they come to be cut therein. The method of removing wens by caustic is tedious and uncertain, if the tumor be large, and not well suppured. Tho' it must be acknowledged, that this operation is sometimes successfully performed by empirics.

13. If a *fungus* grow up after the cure of a scrophulous tumor, it may be taken off by incision, and a return of it prevented by applying red precipitate, or the like, upon the root. Callosities and pendulous excrescences happening in these cases, likewise, may be treated in the same manner. Or such excrescences may be tied round with a wax'd thread, which being daily straitned, will, at length, cause them to consume and fall off: and their return may likewise be prevented by the application of precipitate, *unguent. ægyptiac.* &c. to the remaining roots.

### CANCEROUS and SCIRRHOUS TUMORS.

#### *Definition.*

1. **A** *Cancer* is a roundish, unequal, hard, livid tumor, generally seated in the glandulous parts of the body; and at length appearing with turgid veins shooting out from it, so as to resemble, as 'tis thought, the figure of the crab-fish.

A *scirrhus* tumor is of the same general nature, being hard, livid, and seated in the glands, but unattended with pain. When cancers do not tend to suppuration, they are said to be occult; but when they break, they are termed ulcerous.

#### *Cause.*

2. Cancerous or scirrhus tumors often appear spontaneously, without any evident cause, and seem peculiar to certain constitutions. At other times they may be accidental, or proceed from sharp, corrosive, or other coagulating juices in the body, errors in the non-naturals, a stoppage of the necessary evacuations, contusions, stagnation, or coagulation of the milk in the breasts, &c.

3. Some



3. Some of these tumors are moveable, others *Diagnosics.* fix'd, some inflamed, others palish, and attended with pain, heat, tension, and pulsation. In their beginning, they are sometimes no bigger than a pea; but often increase gradually to the size of a walnut, egg, or pompion. Sometimes also their growth is sudden, and at others slow; so as to continue upon the increase for many years together. When they ulcerate, the suppuration is generally partial, the matter they discharge sanious, of an ill colour, and very fetid. They often affect the *tunica cornea* of the eye, the lips, uvula, breasts, lower-jaw, *axillæ* and *inguen.*

4. All cancers are dangerous, and seldom give *Prognostics.* way to the use of evacuating medicines; especially when they lie deep, or seem owing to a particular constitution of the patient. They also prove more difficult of cure according to their size, the nature and office of the part they affect, the age of the patient, &c. Some occult cancers, as particularly those which happen in the breasts of women, may remain harmless to the body for several years, and without ulcerating; tho' upon any external injury they may afterwards increase, break, and soon prove mortal.

5. The diet should in this case be slender; *Regimen.* and all strong spirituous liquors avoided, especially those brew'd from malt. Small diuretic wines, or that of the *Rhine*, may, however, be allowed in moderation. A diet-drink made by boiling the sudorific woods in water, might be a proper liquor, to use for a constancy. Medicated broths also may be serviceable. The solid food should be light, easy of digestion, and consist of chicken, lamb, veal, &c. The passions of the mind should be well regulated, or kept under. Violent exercise would here be very prejudicial; or



or any thing else that suddenly raises the velocity of the blood.

*Cure, in the  
way of pallia-  
tive.*

6. 'Tis pretty much the present fashion not to meddle at all with the cure of cancers whilst occult; and only endeavour to keep them sweet, by the common dressings, when they are ulcerated. There are others, however, who venture to treat them in the following manner, without allowing them to be absolutely incurable, or apprehending that they must needs be enraged and made worse by all kinds of medicines. If the patient, afflicted with a small recent and occult cancer, or scirrhus tumor, be at all plethoric, they generally order phlebotomy, to give a free circulation to the blood; and afterwards, if there are any hopes of palliating the case, lenient purgatives, to be repeated occasionally. And this method is by physicians generally preferred to the method of repelling and discussing the tumor, or the extirpation of the part affected; when the pain is tolerable, the tumor fixed, and not come to its state. Issues also have their use, and may contribute to prevent the farther growth of a recent cancer; a due regimen being carefully observed whilst they are kept running. Wherever cathartics are thought proper, they should not be violent, but always of the milder kind; and may be prepared in the following manner.

℞ Mann. opt. ʒvj. cremor. tartar. ʒij. seri lact. ℥ss. f. solutio, partitis vicibus, bis in septimana, vel pro re nata haurienda.

Or,

℞ Rad. rhabarb. ellebor. nigr. fol. sen. āa ʒj. sal. tartar. ʒj. coque in decoct. pectoral. q. s. & colaturæ ʒiij. adde syr. rosar. solutiv. ʒss. de spin. cervin. ʒij. spt. nitri dulc. ʒj. m. f. potio.

On the intermediate days of purgation, it will be convenient to order proper internal alteratives, or edulcorants, which may be such as are  
set



set down under the article of the scurvy, jaundice, scrophulous tumors, &c.

7. But if the tumor be recent, yet visibly in-<sup>In the way of</sup>creases, grows painful and troublesome; if the <sup>discussion.</sup>cause of it were rather accidental than habitual, or peculiar to the constitution, it seems more reasonable to expect success by endeavouring to discuss it, than by bringing it to suppuration; which in this case rarely proves advantageous. This intention may be answered by warm fomentations, prepared of attenuating, aromatic ingredients. For example,

R *Herb. absinth. vulg. puleg. byssop. flor. chamæmel. melilot. āa m. i. rad. ireos florentin. gentian. āa ʒvj. coque in aq. fontan. & lact. vaccin. āa ℥i℥. colaturæ ℥ij. adde tinct. myrrh. spt. vin. camphorat. āa ʒiij. opij ʒj. m. f. fofus, calide utend. bis in die.*

Or,

R *Lact. vaccin. ℥j. aq. calcis ℥℥. trochisc. alb. rhas. ʒj. opij, sacchar. saturn. āa ʒj. tinct. croc. spt. vin. camphorat. tinct. myrrh. āa ʒij. spt. sal. arma-niac. ʒ℥. m. f. solutio, instar. fofus adhibend.*

After fomenting the part with either of these liquors, it may be anointed with some such as the following liniment.

R *Axung. viperar. ʒj. ol. castor. succin. bals. peruvian. āa ʒij. camphor. opij, āa ʒj. argent viv. (cum pauca terebinth. venet. extinct.) ʒj. m. f. lini-ment. secundum artem.*

Or if a plaster be desired,

R *Emp. de mucilaginib. diachyl. cum gum. de ran. quadruplicato mercurio, āa ʒj. sperm. ceti ʒ℥. balsam. peruvian. ʒi℥. ol. succin. gut. xxx. m. f. emplastrum.*

During the use of these remedies, evacuations by phlebotomy, and lenient cathartics, may be made to advantage, and especially where the patient is plethoric; for these will greatly assist and



and promote the efficacy of the external applications, in the discussion or resolution of the tumor. There are some who in this case advise a slight salivation, or a course of vomits with *turpetum minerale*, where the strength of the patient can dispense therewith; the use of alterants being likewise continued in the mean time. The alterants proper here, are such as the following electuary.

℞ *Æthiop. mineral.* ʒj. *cinnabar. nativ. antimon. lævigat.* āā ʒij. *conf. absinth. roman. lujul.* āā ʒß. *tart. vitriol.* ʒj. *sal. volat. viperar.* ʒij. *syr. è quinque radicib. q. s. f. electuar. de quo capiat quantitatem nuc. moschat. major. bis terve in die, superbibendo decoct. lign. sassafr. baustum subcalide.*

Chalybeate medicines are esteemed improper in these cases; as heating and rarifying the blood too much, which is prejudicial to such kind of tumors.

By way of suppuration.

8. If the method abovementioned should not prevent the increase of the symptoms, so that the cancer spreads, grows more painful, tends to suppuration, and affords no hopes of its being discussed; it remains either that the part affected be extirpated, or the suppuration of it be by all means encouraged and promoted, so as, if possible, to render it compleat, and dissolve down the tumor into matter. To which purpose, after it is once ulcerated, it might be dressed with proper detergents, and suppurative compositions; whereto may likewise be added occasionally escharotics, or even the actual cautery. But this method proves very tedious and uncertain; and it generally happens, that as soon as such escharotics begin to take effect, they heighten the symptoms, and by turning the adjacent parts cancerous, increase the disorder they were designed to cure; by which means the life of the patient is often endangered. It is there-



therefore generally allowed, that when a cancer is arrived to such a height that there remains no hopes of discussing it with tolerable safety, the manual operation ought to take place; without waiting for a cure by means of suppuration. But as some patients, either thro' a dread of the operation, or diffidence of its success, will rather hazard the effect of suppuration, than of the manual operation; we shall mention the best method of proceeding in this case. When any matter is supposed to be actually form'd in the tumor, it may be very proper to apply some such as the following cataplasm, in order to encourage and promote the suppuration.

*R Mic. pan. alb. rad. bryon. alb. lilior. alb. āa ʒiij. decoct. flor. chamæmel. q. s. coque simul ad cataplasmat. consistentiam, deinde adde unguent. dialtb. ʒiij. & de hoc applicetur portio sufficiens super linteam extens. parti affectæ, semel in die.*

When the cancer is seated in the lip, or any part which will not well admit of the application of a cataplasm, the following plaster may be used.

*R Emp. de mucilaginib. diachyl. cum gum. paracels. āa f. emplastrum.*

It might prove of ill consequence to wait for a complete suppuration of a cancer; 'tis more proper to open the part by a lancet or caustic, as soon as there is any considerable quantity of matter collected; and endeavour to discuss the remaining part of the tumor or hardness. When the eschar is separated, the ulcer may be dressed with the following detergent liniment, calculated as well to rectify the matter, which in this case is always thin and sanious, as to cleanse and wear away the putrid remains of the cancer.

*R Liniment. arcæi, axung. viperin. āa ʒj. unguent. nocotian.*



*nicotian. apostolor. āā ʒ ʒ. pulv. myrrh. præcipitat. rub. lævigat. āā ʒ iij. balsam. peruv. elix. proprietat. āā ʒ ij. m. f. linimentum.*

The ulcer, being dressed with this, once or twice a day, may be covered with the following plaster.

*R Emp. de minio fusc. diachyl. cum gum. de mucilagib. āā ʒ j. sperm. ceti ʒ ʒ. bals. sulphur. terebintinat. peruvian. āā ʒ ij. ol. succin. ʒ j. m. f. emplastrum.*

The most successful and agreeable escharotic in this case appears to be the red precipitate, ground as fine as calomel; its operation then proving certain, tho' it causes but very little pain; which is highly desirous in cancerous cases: because all medicines which increase the pain, aggravate the symptoms, or spread the tumor. This mercurial preparation therefore may in this case be used where 'tis required, in a much larger proportion than the other more irritating escharotics, such as *butyr. antimon. mercur. sublimat. corrosiv. unguent. ægyptiac. &c.* There are some, however, who venture at each dressing to touch such parts of the cancer, as are designed to be consumed, with the lunar caustic, or even with the actual cautery; but this being extremely painful, and hazardous, ought rather to be omitted. If the lips of the ulcer grow callous, they may best be taken down by incision, or a careful use of the lunar caustic. But during the whole process of the cure, we are not to neglect giving proper, mild cathartics, occasionally; interposing between them such alteratives as are above-mentioned; but particularly edulcorating diet-drinks, and other preparations, with millepedes, &c. Sometimes a gentle salivation, timely advised, has proved serviceable in this case. But 'tis always esteem'd the safest way to extirpate the cancer, before it has gone so deep that the operation may  
come



come too late to prevent its ill effect on the body.

9. Tho' cancerous tumors may happen indifferently on any part of the body, yet as they very often seat themselves in the breast, it may be sufficient to say how the manual operation is here performed; the other not differing materially from it. But we must observe that the success of the operation is always uncertain; especially when the patient is advanced in years, or the case of long standing. In order to take off a cancer in the breast, an armed needle being passed through the basis of the cancer, and the whole extent thereof marked out, the part is immediately, and at once, to be cut off with a proper knife, which ought all around to pass thro' the sound and uncorrupted flesh. After the part is thus taken off, the mouths of the larger vessels are to be stitched or tied up, or the hæmorrhage stopp'd with buttons of vitriol, or the common styptics. Or it may be more expeditious and secure, to apply a broad or flat actual cautery to the whole wound; which might afterwards be covered with pledgets armed with astringents; securing all with a proper bandage. The dressings are to be removed and renewed as in case of a common wound. And after the same manner may a cancer in the lip, or any other part, be taken off.

10. Sometimes a cancer happens in the eye, *Cancers in the* some extremity, or in the ball thereof, and *eye.* appears either under the form of a tumor or ulcer. 'Tis usually attended with an intense pricking pain, especially in the head and temples; the veins also appear livid, swelled and knotty about the tumor. If it degenerate into an ulcer, the matter always proves thin, fætid, sharp and corrosive; of a brownish colour, and strongly fetid. This case is extremely dangerous,



dangerous, and the cure very uncertain; especially when it seems to happen spontaneously, is of long standing, or the patient in years. If the tumor is recent, we may attempt to palliate or discuss it in the manner above-mention'd. But if it increases so as to endanger the life of the patient, it must either be consumed with caustics, or if possible totally extirpated. It may, with this view, be cautiously touched, now and then, with the lunar caustic; the adjacent parts, in the mean time, being carefully guarded or defended from the action thereof. Or it may be more safe, and has been found effectual in this case, to use a solution of white vitriol in plantain-water; but frequently and for a constancy applying pledgets dipt therein to the tumor. When the whole ball of the eye is grown cancerous, it has been taken entirely out of its cavity; yet without relieving the patient, or preventing the disorder from proving mortal. The manual operation, therefore, in case of a cancer in the eye, is usually forborn on account of the danger, and the ill success which has been found to attend it.

### WARTS.

#### *Definition.*

**W**ARTS are dry cutaneous tumors growing out above the surface of the skin; being either hard or soft, greater or less, broad or long, feedy, chapp'd, or entire.

#### *Cause, &c.*

They are supposed to proceed from a rupture of the cutaneous vessels, giving vent to a matter capable of forming a sarcoma. They principally appear on the hands and fingers; but sometimes on other parts of the body.

#### *Cure.*

Warts are sometimes troublesome, and prove painful, but are seldom attended with any danger. The feedy species, or that which seems to be a cluster



cluster of little separate warts divided almost to the root, give the greatest uneasiness: being apt to bleed upon a small violence done to them. These also are reckon'd the most difficult of cure; as being apt to grow up again, after they have once been taken down. They will, however, as well as the other, sometimes fall off spontaneously, or be made to do so by the constant friction they sustain from the garments, or other external bodies. Mary-gold leaves, the sparges, purslain, bacon, raw-beef, &c. are used by the vulgar in order to the cure; which they only rub upon the warts, and then either bury or hang the thing employed to rot, or consume in the air. 'Tis sometimes a successful, and no very painful way, to run a hot needle through their roots; in a few days after which they have been found to fall off, without any farther trouble. The tops of them may likewise be touched several times in a day with a red hot iron, so nimbly as to cause no manner of pain: and this kind of treatment has often been found effectual in a few days time, by wearing the warts away in scales, which coming off every time, diminish the substance of the wart; till at length it becomes level with the skin: after which the root may be touched with *vitriol. roman.* or *ol. vitriol.* to prevent its shooting out afresh. But the most expeditious way is to snip them off with a pair of scissars; touching their roots with a little roman vitriol, and covering them with a diachylon plaster. Or when they rise from a small basis, or hang pendulous, as it were from a stalk, a horse-hair, or rather a waxed thread, may be tied pretty tight round them, close at the root, which being drawn straiter now and then, as there shall be occasion, will gradually deprive these little sarcomatous tumors of their nutriment, and in a short time cause them to drop off

T t                      insensibly.



insensibly. And by this means very large warts inconveniently situated, as particularly near the eye, have been taken away without any danger, or considerable pain. But in such cases where the warts are of the largest size, and so unhappily seated, it will be convenient to use a solution of *trockisc. alb. rhas. in aq. plantagin.* to prevent an inflammation, or other ill consequence, and to cover the part with a common diachylon plaster. To prevent their return, the roots of them may be touched with a little of the common caustic, *lapis infernal. ol. vitriol. aq. fort. &c.* or it may suffice to sprinkle a little fine powder of red precipitate thereon. Warts happening in the joints, as particularly in the knuckles, ought to be treated with great caution; because of the adjacent tendons, cartilages and bones. When thus seated, the taking them off unskilfully by incision has caused a loss of motion in the joint, or brought a flux of humors upon the part; so as to corrupt the cartilage, and even the bone itself. Such an accident would render the remedy worse than the disease; and make the cure tedious and uncertain. The cure in these cases, therefore, ought to be undertaken either in the innocent way of the vulgar above-mentioned, which, however superstitious or surprizing it may appear, has often been found successful; or else by the prudent use of mild and gentle caustics, as particularly by rubbing them three or four times a day with roman vitriol, or spirit of salt. When warts suppurate, as it sometimes happens, they are to be treated as common ulcers.

#### CORNS.

##### Definition.

- I. **C**orns are small callous tumors happening most commonly upon the joints of the toes; but



but sometimes in other parts of the feet, which sustain the greatest friction from the shoe.

2. They are distinguish'd into hard and soft, *Cause, &c.* transparent and opaque; but are all supposed to proceed from the same cause, *viz.* an obstruction of the nutritious matter, or *materia perspirabilis* in the part; which not finding vent in the ordinary way, hardens, and thro' the friction of the shoe, forms itself into this particular kind of callous tumor, between the *cutis* and *cuticula*. The hardest part of the corn is usually in the middle, and often appears in the form of a blackish speck, especially in those of the harder kind; and in the pieces cut off, separates itself from the rest, which usually lie over it in flakes, or *annuli*, like the coats of an onion.

3. Corns are seldom dangerous, unless when cut *Prognostics* too deep; tho' the cure is very difficult. The danger attending their being cut by an unskilful hand is likewise great, when they are attended with inflammation and pain: and particularly when they are united to, and actually grow from the membranes, tendons, or cartilages about the joints.

4. The persons afflicted with corns ought *Regimen* to favour them as much as possible, by the use of easy shoes, soft bolsters, or the like, for them immediately to press against in walking: all rough treatment being apt to enrage them, render them painful, or make them grow the faster.

5. Corns being very seldom cured so as never to *Cure* return again, most people content themselves frequently to wash and cleanse their feet, and by soaking them in warm water, to render their corns soft and yielding, that the upper part of them may be pared off with the greater ease. 'Tis an useful caution not to cut them so low as the quick, or till the operation becomes painful, or causes the blood to start. As often as they are cut close, it is very proper to apply a plaster of common



diachylon, or brown *de minio*, over them: for this greatly conduces to the ease of the patient. Some, in like manner, recommend the constant wearing of soft, red, or green wax, plaster-wise, upon the remainder of the corn after cutting; from a supposition, no doubt, that the verdigrease in the green, and the cinnabar in the red, have a power to keep them down, or discuss a part of their substance. But such remedies prove very improper whilst the corns are attended with heat, pain, and inflammation; in which case the common diachylon plaster, a little *unguent. alb. camphorat. diapomphol.* or the like, may be used without danger, in order to abate the symptoms; and afterwards the other may be applied to more advantage, and with better success; especially if the corn grows very hard and callous. If we apprehend that matter is lodg'd under the corn, it will be proper to give it a timely vent by incision, or caustic; for if it be long detain'd, 'tis apt to cause great pain, inflammations, a flux of humors to the part, corruption of the tendons, or *periosteum*, and sometimes renders the bone itself carious. The following plaster appears to be well adapted for discussing, where possible, and giving ease to corns: being constantly worn upon them for some continuance.

℞ *Emplastr. de mucilaginib. diachyl. simp. āā*  
*℥ ij. cinnabar. fact. argent. viv. cum pauca terebinth.*  
*extinct. āā ℥ j. camphor. ærugin. āā ℥ ℔. m. f. em-*  
*plastr. secundum artem.*

Or,

℞ *Emp. de ran. quadruplicato mercurio, diachyl.*  
*cum gum. āā ℥ i℔. pulv. sabin. vitriol. rom. cinnab.*  
*fact. āā ℥ vj. ol. amygdal. dulc. parum, m. f. emplastr.*

Or,

℞ *Emp. de minio fusc. ℥ ij. gum. galban. ℥ j. æru-*  
*gin. cinnabar. vulgar. āā ℥ ℔. camphor. balsam. pe-*  
*ruv. āā ℥ ij. m. f. emplastr. secundum artem.*

SECT.



SECT. II. *Ulcers and Caries.*

1. **A**N *ulcer* is usually defined a solution of *Definition.*  
continuity, with a loss of substance, in  
the fleshy parts of the body, proceeding from an  
internal cause: but if the like solution of conti-  
nuity happens in a bony part, the distemper is  
called a *caries*.

2. Spontaneous ulcers are generally supposed *Cause.*  
to proceed from acrimony, or a corrosive dis-  
position of the humors of the body, whether  
brought on by poisons, the venereal taint, or  
any thing of the like nature; according to the  
degree or tendency whereof, and the structure of  
the part affected, the ulcer may be deep or shal-  
low, long or round, attended with pain, inflam-  
mation, a *caries*, &c. When an ulcer happens  
in a good constitution, and proves easy of cure,  
'tis said to be simple; but compound when at-  
tended with bad symptoms, or happening in a  
cacochymic habit, which greatly retards or ob-  
structs the cure.

3. A *simple ulcer* is attended with no other *Diagnostics*  
sign than that of erosion; but *compound ulcers* *and difference.*  
happening in a scorbutic, dropical, or scrophulous  
constitution, may be attended with pain, a fever,  
convulsions, a large and emaciating discharge of  
matter, inflammation and swelling of the part,  
callosity of the lips, a *caries* of the bones, &c. A  
*caries*, or a tendency thereto, may be known by  
the bone appearing rugged and blackish; by its  
feeling porous or spongy to the probe, especially  
if that instrument can easily pass thro' its *laminæ*;  
by the matter of the ulcer proving highly fetid,  
and of an oily consistence; by the bone being  
covered with a white viscid humor; and particu-  
larly by the cure proving long and tedious.  
Sometimes also when a bone is carious, the ulcer



that was healed up will break out a-fresh, or prove very difficult to skin over. And this disorder often appears to be the effect of the venereal taint, or the application of too sharp or too unctuous medicines. Besides the abovementioned division of ulcers into *simple* and *compound*, they are again divided into *putrid*, *phagedænic*, *varicous*, *sinuous* and *fistulous*. A *putrid* or *sordid* ulcer is that, whose sides are lined with a tough, viscous humor, which is hard to get away. 'Tis also attended with heat, pain, inflammation, and a large flux of humors to the part; and with time the *sordes* increase, and change colour; the ulcer corrupts; its matter grows fetid, and sometimes the parts gangrenate. Putrid fevers often give rise to this kind of ulcers. A *phagedænic ulcer*, is an ulcer of a corrosive nature, eating away the adjacent parts all around; the lips thereof remaining tumefied. But when this kind of ulcer eats deep, and spreads wide, without being attended with a tumor, but putrefies, and grows foul and fetid, 'tis called *noma*. And both, on account of the difficulty wherewith they heal, are also term'd *dyssepulota*. *Varicous ulcers* are such, as being seated in the veins, and becoming painful and inflammatory, swell up the part they possess. These, when recent, being occasion'd by the use of corrosives, or proceeding from a ruptur'd *varix*, are often attended with a hæmorrhage. The veins adjacent to the ulcer are in this case preternaturally distended; and may sometimes be felt interwoven together, like network, about the part. *Sinuous ulcers* are such as run a-slant or side-ways from their orifice; and may be known either by searching with the probe, wax-candle, &c. or the quantity of matter they discharge in proportion to their apparent magnitude. These sometimes will lie deep, and have several turnings. They are distinguished from



from fistula's only by their want of callosity, except in the very orifice. *Fistulous ulcers* are such as being sinuous, or winding, and attended with great callosity, discharge a thin, serous and fetid matter. If blood, in searching, should follow the probe, 'tis a sign the fistula is not confirm'd. When these ulcers happen in nervous or tendinous parts of the body, they prove generally painful; and what they discharge is of an oily nature, and but small in quantity. If the callosity has affected any considerable blood-vessels, the matter is apt to appear tinged with red. Sometimes a *fistula in ano* will penetrate the *intestinum rectum*; which may be known if the injection made use of passes that way; or if the matter discharged be mixed with the excrements.

4. Those ulcers are generally reckon'd of easy *Prognostics*. cure, which happen in a tolerably good constitution, where the pain, callosity, and flux of matter are not immoderate, where the *pus* is laudable, its colour white, its consistence thick, and the patient regular. On the contrary, those ulcers are hard to cure, which are attended with the preceding symptoms in a higher degree; or when the bone is carious, the ulcer putrid, fistulous, sinuous, cancerous, scirrhus, or varicous; the lips greatly tumefied, livid, or black; or if fungous or spongy flesh be apt to grow up therein. Ulcers are always thought harder of cure as they are deep seated in nervous or tendinous parts, large joints, near the *vertebræ*, among the veins, &c. as the matter thereof is sanious, fetid, and large in quantity: as the ulcer is of a round figure, the consequence of an irregular life, the venereal taint; or happening in hydropical, scorbutic, hectic, consumptive or scrophulous constitutions.

Whenever an ulcer terminates in a mortification, the case is exceeding dangerous.



*Regimen.*

5. The regimen in case of ulcers is always to be adapted to their cause, and the symptoms they introduce. In general, a slender diet seems most conducive to the cure. Rest should be indulged. In particular cases, as when ulcers happen in venereal, scorbutic, or hectic constitutions, the regimen must be suited thereto, in the manner formerly mention'd. See those diseases respectively.

*Cure of ulcers in general.*

6. Evacuations are almost indispensably necessary in the cure of ulcers, especially those of the compound kind, where the constitution will admit thereof. If, therefore, the patient be sanguine, or plethoric, and the ulcer attended with pain, inflammation, or a large flux of humors to the part, phlebotomy and lenient cathartics ought by all means to be prescribed at the entrance upon the cure. If the ulcer be fistulous, sinuous, cancerous, &c. and the matter fetid, thin, or sanious, it will be proper to join calomel with the purgatives, or to give it in small doses, between the repetition thereof, so as not to salivate. Besides the use of evacuating medicines, it will here also be proper to order a course of diet-drink, made with the sudorific woods; especially where the ulcer is suspected to be venereal. In the mean time, proper dressings are to be used; and may be applied after the manner already mention'd under suppurated tumors. See pag. 583, &c. When the ulcer obstinately resists this kind of treatment, a salivation is generally proposed; and seldom fails to promote the cure, tho' all other remedies should have been tried in vain. But if the patient be too weak to undergo the fatigue of a thorough salivation, it may be moderated and kept up the longer, in proportion to his strength. And indeed this mild and gentle method, seems to be more effectual than the hasty raising and suddenly depressing a more violent salivation. It has, however, been found, that a salivation raised by



by means of internals, will sometimes fail of success; whilst one raised by unction, shall prove effectual in the cure of stubborn ulcers proceeding from the venereal taint. Turbith vomits, likewise, repeated at due intervals, have been found very serviceable in curing old inveterate ulcers of this kind. 'Tis here always to be understood, that the external medicines must be varied according to the nature, state, and particular symptoms of the ulcer. Thus in the beginning of the cure, when the matter is generally crude, or sanious, thin, or watry, suppurative dressings must be continually applied, till the matter becomes white and laudable. But these ought to be used with great caution, or not at all, in putrid ulcers, where the matter is purulent; as being very apt to increase the symptoms thereof. When this treatment has produced its effect, and the matter is become white, and of a thick consistence, detergents join'd with incarnatives are to be used, in order to prevent an hyperfarcosis. The ulcer is known to be sufficiently deterged when it looks red, free from foulness, and is sensible upon a light touch. In the state and declension of the ulcers, incarnatives alone may be proper; and in all respects we may proceed in the treatment of ulcers in general, as was mentioned under tumors, after they have once been suppurated and opened. And thus much may suffice for the general cure of ulcers.

7. The cure of simple shallow ulcers, may commonly be effected by applying a pledget arm'd with *liniment. arcae*, or *basilic. flav.* to the part; a plaster of *diachyl. simp.* or *de minio* being laid over it; and repeating the dressing once a day, or seldomer. But if only the *cuticula* is lost, or eat away, nothing more than a little *unguent. desiccativ. rub.* or *diapomphol.* &c. spread thin upon linen, need be applied. If spongy flesh should grow



*Simple and  
deep ulcers.*

grow up in either case, it may be taken down with roman vitriol, &c. as in healing up the simple ulcers made by the breaking of common tumors.

8. Simple, deep ulcers, or such as are attended with bad symptoms, but will give way to the use of ordinary means, may be dressed with the common digestive, that is, venice turpentine dissolved with the yolk of an egg, or the following.

*R Terebintb. venet. ʒj. vitell. ovi dimidium, unguent. basilic. flav. liniment. arcæi āā ʒß. pulv. myrrb. aloes āā ʒij. pulv. croc. præcipitat. rub. lævigat. āā ʒß. m. f. unguentum.*

Or,

*R Unguent. basilic. liniment. arcæi āā ʒj. vitellum ovi dimid. elix. proprietat. ʒß. m. f. unguentum.*

To these unguents may be added occasionally *farin. fabar. bordei, colophonia, pulv. sem. fœnugræc. mel. rosat. syr. de rosis sicc. &c.*

When detergents are required,

*R Unguent. basilic. nicotian. mell. opt. āā ʒj. ung. ægyptiac. apostolor. āā ʒij. pulv. myrrb. rad. aristoloch. rotund. āā ʒiß. præcipitat. rub. alumin. ust. āā ʒj. m. f. unguent.*

The common thing used as a detergent in these cases, is only a mixture of the *unguent. ægyptiac. and apostolor.* which is applied warm to the part. To this some add a little *tinctur. myrrb.* and others sprinkle a mixture of equal parts of *alumin. ust. præcipitat. rub. myrrb. & aloes,* on the part; or dip their armed pledgets in this powder, before they apply them. But the following liniment is preferable, as being calculated at once to digest, deterge, and incarn.

*R Unguent. basilic. liniment. arcæi āā ʒj. unguent. nicotian. ʒß. præcipitat. rub. lævigat. pulv. myrrb. āā ʒij. pulv. croc. ʒß. m. f. liniment.*

The quantity of the precipitate in this liniment may be increased or diminished as the symptoms require.

When



When the ulcer hath been well deterged, the dressings may be made more incarnative by the following liniment.

*R Unguent. nicotian. ʒ iʒ. gum. elem. ʒ ʒ. thur. pulv. myrrh. aloes āā ʒ ij. rad. aristoloch. rotund. mastich. oliban. āā ʒ j. sarcocol. præcipitat. rub. lævigat. āā ʒ ʒ. ol. hyperic. ʒ ʒ. terebintk. venet. bals. peruvian. āā ʒ ij. m. f. linimentum.*

To medicines of this intention may be added *pulv. rad. ireos florent. farin. fabar. unguent. aureum, mel. despumat. &c.*

After the ulcer has by this means been well incarn'd, it may be cicatrized in the manner already mentioned. But when the cure has been long in hand, or there happens an hyperfarcosis, 'tis generally very difficult to induce a cicatrix. If we apprehend an hyperfarcosis, mild epulotics should be applied before the flesh grows up equal with the lips of the ulcer; otherwise a *fungus* may arise, or an unsightly scar be made; by using the necessary escharotics to take it down. The common epulotics are *unguent. diapomphol. tutiæ, desiccativ. rub. bol. armen. lap. calaminar. litharg. aur. &c.* But some always cicatrize by plasters, as the *emplastr. diachyl. simpl. diachalcit. de minio, &c.* And lastly, there are others who choose to touch the part to be cicatrized with *vitriol. roman.* and afterwards apply a desiccative dressing. The following unguent excellently answers this intention.

*R Pulv. bol. armen. sang. dracon. cret. alb. pomphol. tutiæ, litharg. aur. āā ʒ ʒ. lapid. calaminar. ʒ j. sacchar. saturn. ʒ vj. camphor. ʒ j. axung. porcin. ʒ v. m. f. unguent.*

An unguent of this kind might likewise be composed of *unguent. alb. camphorat. emplastr. de minio, pulv. testar. ostreor. calcinat. flor. rosar. rub. balaust. sumach, calx lota, cerusa, plumb. ust. croc. mart. &c.*



*Ulcers in scor-  
butic and scro-  
phulous habits,  
or attended  
with a large  
flux of matter.*

9. When ulcers happen in an ill habit of body, or scorbutic or scrophulous constitutions, both the internal and external cure must be adapted to the particular symptoms, as was mentioned of tumors. When an ulcer is attended with a large and draining flux of matter to the part, so as greatly to weaken the patient, if he be at all plethoric, it may be proper to use phlebotomy, and lenient cathartics, to cause a revulsion. And in order to ease the pain, such anodyne cataplasms, fomentations, &c. may be applied, as stand described under inflammations, phlegmons, contusions, tumors in general, &c. But if none of these shall seem to be required, the parts about the ulcer may be bathed with warm milk, or embrocated with the following mixture.

*R Ol. amygdal. dulc. recens extraet. ol. lini aa ʒj. camphor. ʒj. tinctur. croc. laudan. liquid. aa gut. 40. m. f. embrocatio.*

Or,

*R Ol. hyperic. lilior. alb. rosar. aa ʒß. spt. vin. camphorat. ʒiij. laudan. liquid. ʒj. ol. succin. gut. x. m. in eundem usum.*

If the symptoms at all increase under this treatment, the following liniment may be used for the dressing.

*R Unguent. nutrit. nervin. aa ʒvj. balsam. peruvian. ʒj. opij, croc. aa ʒj. m. f. linimentum.*

Or,

*R Mell. opt. unguent. dialth. aa ʒj. vitellum unius ovi, camphor. croc. pulv. aa ʒß. ol. lumbricor. q. s. ut f. linimentum.*

These symptoms being no more than the consequence of the ulcer, the removal hereof will not directly tend to the cure of the ulcer itself; which therefore must be attempted in the usual manner; regard being had not to apply thereto any strongly irritating or deterging medicines, for fear of increasing the pain, or promoting a large



large discharge of matter : but if such kind of applications should appear absolutely necessary, they ought at least to be mixed with anodynes.

10. When an ulcer is attended with a carious *Attended with a caries,* bone, and the body plethoric, phlebotomy and cathartics will be proper. And where the disorder is inveterate, and especially if it proceed from the venereal taint, a course of the decoction of the sudorific woods, or a salivation, will be adviseable. The same method is likewise to be pursued if a considerable *caries* happens in a scrophulous constitution. When by search, made as above-mention'd, or by inspection, 'tis certainly known that the bone is foul or carious ; it must immediately be laid bare for exfoliation, either by caustic, incision, or a dilatation of the part. The method of doing it by incision is not adviseable when the part is tendinous or nervous, and the vessels large or numerous, as in the hands and feet, the great joints, the spine, &c. The ulcer, if it be found convenient, and answerable to the intention, may be dilated with a piece of gentian-root, cut into the form of a tent, and dipt in melted melilot, or the like, and afterwards pressed out. Or tents might otherwise be made of elder-pitch for the same purpose, and used occasionally, till the part is sufficiently laid open. But when the *caries* is seated in any of the larger bones, as particularly the *ulna*, *tibia*, &c. 'tis most adviseable to open the part with a potential cautery. When the bone is laid bare the whole extent of the caries, proper applications must be used to cause the exfoliation, or the separation of the corrupted part of the bone from the sound ; for effecting whereof, the time allowed is generally forty days. The dressings in this case ought to be somewhat like the following.

R *Tinctur. myrrh. euphorb. aa ʒj. unguent. ægyptiac. ʒij. m.*

The



The *caries* may be touched with this mixture, by dipping an armed probe therein, whilst the mixture is kept very hot, and immediately applying it to the part. Afterwards a pledget dipt in the same may be put into the cavity, and some of the following powder sprinkled over it.

℞ *Pulv. myrrh.* ʒß. *aloes, mastich. rad. aristoloch. rotund. gentian.* āā ʒj. *pulv. flor. rosar. rub. rad. ireos florent.* āā ʒiij. *euphorb. sarcocol.* āā ʒj. *m. f. pulvis.*

The following simples and compounds, contrived into proper forms, will answer the same intention. *Myrrh. mastich. thus, vitriol. roman. sulphur. ol. caryoph. pulv. diapent. spt. vin. mel. rosat. unguent. ægyptiac. &c.* But if upon the due application of the dressing abovemention'd, the exfoliation of the bone is not effected in a reasonable time, recourse must be had to the *actual cautery*, the *raspatory*, or *trepan*.

The *actual cautery* may be used when the *caries* happens upon a bone that lies deep, to which it may be convey'd thro' a *cannula*; the *raspatory* will be proper in large bones, which may be readily come at, as those of the skull; and the *trepan* may be necessary when both tables, of the skull, for instance, are carious; or when 'tis difficult or impossible to find the part affected by any other means. After the bone is once exfoliated, or made sound, the ulcer is to be incarned and cicatrized in the common manner with *liniment. arcæi*, &c. pledgets of dry lint being applied to the bone till 'tis covered with flesh; for nothing that is fat or unctuous should be suffered to touch the bone, while it remains bare.

*Putrid ulcers.* II. The cure of putrid ulcers depends upon detarging them, and keeping them clean, by the use of the common dressing, or such as we mention'd under tumors in general. But if the ulcer be extremely foul, or its sides all lined with



a mucous or crusty matter; or if what it discharges be thin, sanious or fetid, the following mixture, used by way of lotion, may prove very successful.

*R* *Spir. vin.* ʒvj. *tinctur. myrrh.* ʒj. *unguent. ægyptiac.* ʒvj. *spt. sal. armoniac.* ʒß. *m.*

The ulcer may at each dressing be washed with this mixture, first made warm; or if there are any sinus's, it might be used as an injection, and the pledgets be armed with the following liniment.

*R* *Liniment. arcæi* ʒj. *unguent. basilic. pulv. cort. peruv.* āa ʒß. *præcipitat. rub. lævigat.* ʒij. *balsam. peruvian.* ʒij. *m. f. linimentum.*

When the filth of the ulcer comes away in a slough, the putrefaction begins to stop, and the ulcer appears tolerably detergent; the quantity of the precipitate contain'd in the liniment may be diminished, and the common incarnatives take place. Various forms of remedies proper in cases of this kind may be composed from the following ingredients. *Unguent. apostolor. vin. rub. alum. ust. summit. absinth. vulgar. centaur. min. hyperic. flor. rosar. rubr. balaust. bacc. myrt. ciner. clavellat. theriac. andromach. spt. vin. sal. armoniac. &c.* For more particular directions in this affair, see ulcers in general, pag. 642.

12. *Phagedænic ulcers* are to be cured by the *Phagedænic* use of internal medicines, at the same time that <sup>ulcers.</sup> they are treated with proper external applications. Phlebotomy and cathartics may sometimes be required to dispose them for a cure, or forward the healing: and sometimes they will not give way without the assistance of a course of alterants, or edulcorating diet-drink of the woods, &c. especially if the case be venereal, or the constitution scrophulous, cancerous, &c. As for the external treatment, it may be as follows. The ulcer ought frequently to be washed with a warm



warm mixture of *tinctur. myrrh. spt. vin.* and *unguent. ægyptiac.* or something of the same deterfive nature. And if the lips thereof should tumefy, they may be embrocated with the following.

℞ *Ol. lumbricor. amygdal. dulc. terebinth. āa* ʒj. *campbor. ol. succin. āa* ʒj. *m. f. embrocatio.*

For the dressing,

℞ *Unguent. nicotian. ʒj. pulv. cort. peruv. ung. de lapid. calaminar. āa* ʒʒ. *præcipitat. rub. lævigat. ʒiij. bals. peruv. ʒʒ. m.*

To this may be added occasionally *vitriol. alb. alum. ust. ærugo, &c.*

If by the use of these means the ulcer does not cease to spread, but still grows deep, or eats away its sides, 'tis advised to touch it lightly with the actual cautery. In the beginning, indeed, of this kind of ulcer, desiccatives will sometimes take effect; tho' it might always be convenient to mix a sufficient quantity of levigated precipitate along with them. These desiccatives are generally used either by way of liniment, or fomentation, and may consist of the following ingredients. *Unguent. diapomphol. tutiæ, de plumb. de lithargyr. bol. armen. cerus. sang. dracon. croc. mart. astring. flor. rosar. rub. balaust. aq. aluminos. aq. calc. aq. phagedænic. &c.* During the application of these external remedies, it may, when the ulcer proves obstinate, forward the cure, to exhibit emetics of *turpethum minerale*, at due intervals; for these very powerfully cause a revulsion of the peccant matter, prevent its afflux to the part, and either correct, or discharge it another way.

*Varicous ulcers.*

13. *Varicous ulcers* are cured by allaying the inflammation and pain that attend them with proper anodynes, and using the same dressings as in other kinds of ulcers; only strong digestive and detergent medicines must here be omitted, or employ'd very sparingly; for fear of a hæmorrhage, by corroding the blood-vessels. The effect  
also



also of the remedies proper in this case will be greatly assisted by the use of a suitable bandage to the part. If ever it be here found necessary to dress with precipitate, it ought rather to be mixed with *unguent. tutiæ*, or *diapomphol.* than *liniment. arcae* or *basilicon.* For farther directions, see *Varices*, pag. 601.

14. *Sinuuous ulcers* are cured by reducing them *Sinuuous ulcers.* as much as possible to one, and treating them as formerly mentioned under tumors. Several sinus's may be thrown into one, either by incision, caustic, or dilating them with a gentian tent. The caustic is generally applied to the lower or most depending part of the abscess, as well for the convenience of discharging the matter, as to stop the formation of fresh sinus's by the corrosive property of the *pus*. When the sinus runs so near the mouth of the ulcer, that a small enlargement will make a communication, this may easily be effected by distending the sides of the ulcer, from time to time, with a tent of gentian root. But when there are several sinus's running in different directions from the original ulcer, they ought with all convenient speed to be laid open by incision, to give exit to the matter, and for the convenience of dressing, and applying medicines to the whole extent of the cavity. To effect this to advantage, the incision-knife may be guided by means of a *cannula*, or director, to prevent its wounding any of the considerable vessels. There are some also who attempt to cure sinuuous ulcers by injections; but this method is tedious, and not only apt to enlarge the cavity, but also to make new ones; and therefore 'tis now pretty generally neglected. When all the sinus's are laid open, or thrown into one, dress with the *linimentum sanans*, prescribed under tumors in general. In the mean time, if the discharge be very considerable, the



matter of a bad consistence, the constitution cacochymic, &c. proper diet-drinks, calomel purgatives, and turbith vomits, will greatly promote the cure; which may now be finish'd in the manner already mentioned under tumors.

*Fistulous ulcers.*

*Fistula in ano.*

15. *Fistulous ulcers*, are the usual consequence of such as were only sinuous at first, and require much the same method of cure; particular regard being had to the callosity of the fistulous kind: tho' we frequently meet with some fistula's that will never give way without a salivation; which is here generally attended with success. And during the use thereof, wherever the fistula is seated, whether in the breast, belly, *anus*, &c. the callosity is to be removed by incision, or the prudent application of caustics, and the orifice to be dilated by gentian tents, or opened by caustic or incision, and the remaining part of the cure to be dispatched in the common method, or as in the cure of other ulcers. If the *fistula in ano* lie deep, or reach beyond the sphincter-muscle, the patient will scarce be able to retain the excrements. The discharge is here commonly copious, and the cure but rarely effected. A proper regimen, and edulcorating remedies should, however, be ordered; and the fistula be kept open with a pledget dipt in some emollient liniment. But if by the growth of a *callus*, the orifice of the ulcer should be too much straitned, a small piece of caustic may be applied thereto; and after the separation of the eschar, it may be kept open as an issue. The *fistula* may be opened by incision, if it does not reach the *intestinum rectum*; the orifice being first enlarged, and the callosity removed. This operation is best performed with the scissars; by a snip whereof the sinus may conveniently be laid open. But when the ulcer runs deeper, there is a method of opening it by ligature; which consists in first dilating the *fistula*, and then



then passing an armed needle, or blunt pliable probe thro' the sinus, till it penetrate the *intestinum rectum*, and come thro' the *anus*. Then the thread being tied with a running knot, a small bolster of linen is to be placed underneath, and the string to be tightned at each dressing, till by degrees it makes its own way, and leaves the sinus open. The dressings ought to consist of anodyne ingredients, and to be applied warm. The following are proper in this case. *Ol. amygdal. dulc. rosar. hyperic. unguent. dialth. vin. rub. laudan. liquid. &c.* But when the *fistula* runs so deep inwardly, that no incision or ligature can be made, the callosity being first removed, a sponge or gentian tent is the only thing that can well be used to keep the part open; being always lessened in their dimensions as the ulcer continues to heal. For farther information, see *fistula in ano*, under diseases of the *anus*, pag. 285, &c.

16. Ulcers of long standing are apt to grow <sup>Consequences</sup> hard, livid, or black, and callous on the edges. <sup>in old ulcers.</sup> The hardness of ulcers is to be remedied by emollient embrocations, as with the *ol. amygd. dulc. liliior. alb. lumbricor. ung. dialth. &c.* To which may be added warm and softning plasters, as *emp. diachyl. cum gum. flos unguentor. de mucilagib. de cymino, &c.* It might likewise be proper, before the application hereof, to foment the part with a decoction of *fol. malv. alth. flor. chamæmel. melilot. sambuc. &c.* Or cataplasms to answer the same intention may be made of the like ingredients, with the addition of *pulv. sem. lini, fœnugræc. &c.* as under tumors in general. When the hardness proves obstinate, a fumigation of cinnabar upon the part, may be very successful, tho' several other promising remedies should have fail'd. And if the indurated matter may be repell'd, or discuss'd with safety, the prudent use of mercurial unguents or plasters may effect it. Or the method formerly mention'd of discussing tumors may here take place. See pag. 583, &c.



Attended with  
livor and  
blackness.

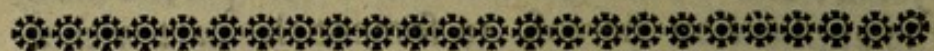
17. When the ulcer appears livid or black, thro' the stagnation of the blood about the part; cupping, with scarification, may be used occasionally, to promote the discharge thereof, and add a stimulus. Warm discutient fomentations, cataplasms, &c. may likewise be serviceable, as mention'd under tumors in general, and contusions. But if the discolouration or blackness threaten a mortification; besides scarifying the part, proper stimulating lotions and cataplasms, may be used thereto, consisting of *spt. vin. camphorat. unguent. ægyptiac. theriac. andromach. rad. raphan. rustican. sem. sinap. &c.*

With callosity.

18. Callosities upon the edges of ulcers are either to be taken down by incision or caustic; a little red precipitate, or the like catheretic, being sprinkled upon the remains, to prevent their future growth. Or it may be of more service to dress them with the following.

*R. Unguent. basilic. præcipitat. rub. lævigat. āā ʒ ij. m. f. unguent.*

What farther regards the cure of ulcers, and the removal of their several symptoms, see under tumors; which when suppurated and broken, require much the same treatment with ulcers.



### SECT. III. Wounds.

Definition.

I. **A** Wound is a recent separation made in the soft or fleshy parts of the body, from an external cause, or the motion of some hard and sharp instrument.

If a like separation happens in a bony part, 'tis term'd a *fracture*.

Cause.

2. All wounds proceed either from puncture, incision, or contusion, according to the nature and make of the instrument by which they were caused;



caused ; and are divisible into *simple* and *compound*. The *simple*, are those made by puncture, incision, or contusion separately ; those of the outward skin, without considerable loss of substance, or hurt to any remarkable vessel ; and lastly those that are not complicated, or attended with dangerous symptoms. The *compound*, are those made by puncture and incision, at the same time ; to which also may be added contusion ; those attended with great loss of flesh, or the hurt of some large or considerable vessel ; and lastly, those made by an envenom'd instrument, or attended with violent symptoms.

3. When a wound is made by incision, an hæ-*Diagnosics.* morrhage always ensues ; which proves violent, if any large blood-vessel, and particularly if an artery be cut ; in which case florid blood flies out impetuously by starts : but if only a vein is cut, the flux is much more moderate, and equable, and the blood of a darker colour. In a wound attended with contusion, the hæmorrhage is generally small ; but the pain proves violent when it happens in a tendinous or nervous part. A fever, tumor, heat, redness, inflammation and pulsation in the part, are the usual consequences of wounds ; to which may be added softness and paleness about the lips thereof ; and sometimes an insensibility in the part, which may either grow œdematous or erysipelatous. *Wounds accompanied with contusion*, especially those in the head, are often succeeded by watching, delirium, convulsions, vomiting, syncope, a fever, &c. When the wound begins to digest, the forementioned symptoms increase, and *pus* or concocted matter appears instead of blood therein. After the lips are suppurated, the wound sometimes turns to an ulcer. And in wounds with contusion, and attended with great inflammation, the adjacent parts often become insensible, and afterwards gangrenate. Dan-



gerous wounds, as particularly those wherein the tendons, nerves, &c. are considerably hurt, are often follow'd by an universal coldness of the body, horror, rigor, delirium, &c. and the more noble the part is, or the more it serves to the offices of life, the more dangerous is the wound. Wounds of the internal parts are known from the situation thereof, the nature of the matter they discharge, and other symptoms. Thus, for example, an internal wound in the breast may be attended with the spitting up of frothy blood, a cough, and difficulty of breathing, if the lungs are touched. A sharp, shooting, or pungent pain, attended with inflammation, contraction and hardness of the parts, shews that the nerves or tendons are affected. But when a nerve is cut asunder, the pain proves less; or rather only a numbness of the part is perceived. And when nothing more than a fleshy part is wounded, the pain is commonly heavy or obtuse. Upon the increase of the heat and pain, we know that the time of suppuration is at hand: but a violent burning pain, or an extreme degree of coldness, threatens a sphacelation or mortification of the part. When the *œsophagus* is cut, the aliment swallowed down comes out at the wound. Deglutition also in that case proves difficult or painful; and the hiccup, vomiting, fainting, cold-sweats, and coldness in the extremities, usually come on. In wounds of the *aspera arteria*, the breath comes out at the orifice; the patient brings up blood, is apt to cough, and finds it difficult to speak. In wounds of the heart, the blood flows out impetuously, and in great quantities, especially if the larger vessels are cut. If the hæmorrhage be violent, and proceed from the right side, 'tis presumed the *vena cava* is hurt; but if from the left, the *aorta*. If the diaphragm be wounded, the patient finds a difficulty of breath-



breathing, a hoarseness, a pain about the bastard ribs and the spine. If in wounds of the abdomen, the blood which issues appears of a blackish colour, 'tis reckoned a sign that the liver is affected. Wounds in the stomach are attended with nausea, vomiting, *singultus*, cold-sweats, *syncope*, &c. and the chyle sometimes comes thro' the wound. If the lesser intestines suffer, the patient commonly vomits up a green kind of matter, and the aliment passes thro' the orifice: but when the larger are wounded, the excrements escape that way. If a wound be received in the left hypochondrium, under the short ribs, and the blood issuing therefrom be black, and the patient breathes with difficulty, 'tis a presumption that the spleen is touched. When a wound is received in the kidneys, as by an instrument passing thro' the region of the loins, near the diaphragm, the urine will commonly appear bloody, and a pain be felt, reaching from the groin to the testicles. But if the ureters are hurt, the urine will pass thro' the wound. In wounds of the bladder, a pain is perceived in the groin; and the urine is discharged thro' the orifice. The patient also is in this case sometimes afflicted with a vomiting, as well as other symptoms. When the uterus is wounded, the groins and hips suffer by consent of parts; and there is a flux of blood thro' the pudendum. Wounds of the head, which go as deep as the *pericranium*, are attended with severe acute pains, and sometimes with convulsions. If the skull be depressed, the symptoms are more violent, and especially the convulsions; which in this case often prove continual, till a remedy is applied. The same holds true when the *meninges* of the brain are affected; but if once the *cerebrum* is touched, present death ensues: and this will sometimes happen upon great concussions, or contusions of



the head, or depressions of the skull, when no wound of the *meninges*, or brain, or fracture of the skull could be observed. Upon wounds or contusions in the head, *meninges*, or *medulla spinalis*, a vomiting, stupor, loss of speech, a paralysis of the limbs, &c. frequently succeed. Lastly, all wounds made with poisoned instruments, are generally attended with great pain, and a livid colour, which by degrees turns black, and brings on a mortification. Sometimes also they cause an universal heat, tremor, delirium, syncope, &c.

*Prognostics.*

4. Wounds of the brain, but especially of the *cerebellum*, those of the spinal marrow, the heart, lungs and diaphragm; as also those of the larger vessels, as of the *aorta*, *vena cava*, *arteria pulmonaris*, &c. large ones of the *œsophagus*, stomach, *trachea*, intestines, liver, and the greater vessels of the bladder, and all envenom'd wounds, are generally mortal. Those that happen in aged persons, and very young children, may likewise prove mortal, tho' they appear but slight. And errors in the non-naturals may render those destructive or difficult of cure, which otherwise might easily be healed. Bating for these particular cases, or those of the like nature, external recent wounds are generally cured in a short time, without much trouble. But those which are internal prove more dangerous; especially if any considerable nerves, tendons, ligaments, or membranes are affected; these parts being always the most apt to gangrenate. And for the same reason, wounds with contusion are much more dangerous than those from bare puncture or incision. When the lips of a wound are at a great distance from one another, and much inflamed, it is accounted an unfavourable sign. Those wounds which happen along the direction of the fibres of the muscles, are much easier cured than such as run across. In very large  
or



or very deep wounds, the cold external air being admitted, is very apt to coagulate the blood all around. If a small puncture be attended with great inflammation, 'tis accounted dangerous. A lividness appearing along with an inflammation of the part, denotes some danger. And a sudden paleness of the wound, that was at first inflamed, either in the time of suppuration, or before it, is reckon'd a very bad symptom. The drier any wound appears, the less it will usually suppurate, and with the worse symptoms. When the suppuration is actually begun, and the wound grows dry of a sudden, 'tis a bad sign. To have the lips of the wound exceeding painful, greatly inflamed, eroded or chapp'd, in the time of suppuration, denotes some difficulty in the cure, attended with danger. When, instead of a white laudable *pus*, the matter discharged is thin or green, or changes the probe or chirurgical instrument yellow or black, the wound is reckoned of the worst kind. If the lips of a large wound swell not, 'tis dangerous; but if they dry and sink of a sudden without suppurating, mortal. When the large vessels, which supply the part with nourishment, are cut away, amputation, if practicable, must be used; otherwise a mortification of the part will ensue. Those wounds generally prove troublesome which happen in an ill state of body; and especially after having used a poor or hardy diet. Wounds are reputed more dangerous and difficult to cure in the winter than in summer; and in the autumn than in the spring. Wounds attended with fractures are much more troublesome and hard to cure than such as are simple: and where any foreign bodies interpose, the cure proceeds the slower. A high fever attending wounds, especially if before their suppuration, is dangerous; so likewise are watching, vomiting, convulsions, &c. Wounds suppurate the easier  
in



in sanguine constitutions, but the hardest in such as are esteem'd bilious, or melancholic: in the former they usually require but about seven days, and in the latter eleven, and sometimes fourteen. If after suppuration, the flesh of the wound appears firm and florid, 'tis a very good sign; but a bad one if it be hard and smooth, soft, flaccid or spongy; as denoting a difficulty in the cure. Callosities rising upon the edges of wounds sometimes prove very hard to remove. And if the flesh grows up unequally, after the suppuration, it hinders the formation of the *cicatrix*.

*Regimen.*

5. If the patient be plethoric, or the symptoms induce an inflammation, a slender regimen is the most proper. But if the cure has been long protracted, and the patient brought low, or if he had been accustomed to live in a liberal manner, the moderate use of flesh and wine must be indulged him. If upon the cure of any large wound, the patient should be left phthysical, or if the cure should be attended with great difficulty, a milk diet, with a course of the testaceous powders, may be of considerable service.

*Cure in general.*

6. If the symptoms of a recent wound be violent, or the body plethoric, or cacochymic, it will be convenient to begin the cure with phlebotomy, gentle cathartics, or purging clysters; vulnerary drinks, apozems, ptisans, as also pargorics and cardiacs being interposed occasionally, as having a considerable power to facilitate, or forward the cure. But pectoral apozems, decoctions and linctus's, are likely to prove most serviceable in deep wounds of the *thorax*; as the common vulnerary drinks are said to be in those of the *abdomen*. Proper forms of such medicines may be composed occasionally with the following ingredients. *Consolida major, alchimilla, agrimonia, sanicula, artemisia, plantago, equisetum, hederæ terrestris, centaurium, hypericum, millefol. scord.*



*scord. rad. tormentil. valerian. &c.* to which may be added, in scorbutical cases, *lign. guaiac. sarsaparil. saffrafras, &c.* Powders or electuaries to answer the same intention may be made of *gum. arabic. tragacanth. sal. prunel. rad. alth. conf. cynosbat. rosar. rub. balsam. lucatel. syr. balsamic. &c.* Or if the bladder be hurt, detergents required, or the patient is found venereal, *terebinth. venet. sperm. ceti, balsam. tolu, &c.* In particular, we may proceed in wounds of the *thorax* much after the same manner as in diseases of the breasts. See pag. 95, &c.

7. In the cure of all large wounds, *bandages* and *By bandage.*  
*futures* are required to fit and dispose them for healing. There are three kinds of *bandages* of general use for this purpose; the *incarnative*, the *retentive*, and the *expulsive*. The *incarnative bandage* consists *The incarnative.*  
of a double roller, whose length and breadth are suited to the part, the nature of the case, and season of the year. This bandage is usually applied first to the middle of the opposite part of the wound, where having made two or three turns, it must afterwards ascend and descend alternately; by which means it will both contribute to discharge any extraneous matter at the orifice of the the wound, and also prevent a farther collection thereof. And this kind of bandage is principally used in simple wounds, whilst they are yet fresh and bleeding. The *retentive bandage* is that *The retentive.*  
made use of merely to keep the dressings close to the wounded part, that their virtue may the better affect the wound; and therefore is very simple, tho' it always ought to be suited to the nature and situation of the part whereto it is applied. The *expulsive bandage* consists of a *The expulsive.*  
roller with one head, of a length and breadth suited to the design, and the particular part that requires it. The method of applying it is first to make two or three tight turns upon  
the



the sound part, under the seat of the matter to be discharged, slackning the hand as the roller is carried higher, so that it may press the less. But if the matter be lodged in the cavity of the wound, and its evacuation is desired, the course of the roller must be the contrary to what was just now mentioned. This bandage is of use to prevent a large flux of humors to the wound, as well as to expel the matter of wounds, fistula's, sinuous ulcers, &c. 'Tis a requisite caution in the use of all kinds of bandages not to roll them too tight, for fear of an inflammation, or a mortification, &c.

By suture,  
viz.

The incarnative.

8. *Sutures* are of two kinds; being made either with a needle, or by dry stitching, as 'tis called. Of the former kind there are three different species; viz. the *incarnative*, the *sutura pellionum*, or glover's stitch, and the *conservor*. The *incarnative suture* is made by stitches taken at a proper distance from each other. Thus, for example, if the wound be but about two inches broad, a single stitch taken in the middle may be sufficient to keep the lips close enough together; but more stitches will be required when the wound is of a greater length. Eight days are commonly allowed for uniting the lips of deep transverse wounds; that is, wounds which happen contrary to the direction of the fibres: but in other common cases, where the wound is shallow, three or four days may be sufficient for that purpose. But if the lips of the wound should happen not to be joined when the stitches are taken out, it may be convenient afterwards to use the *Glovers stitch*. The *sutura pellionum* is used in wounds of the arteries and veins; as also in those of the intestines; and in both cases the stitches are suffered to remain till they come away of their own accord. But if they should be corroded, or fall off too soon, or before the symptoms



symptoms are remedied, it will be necessary to repeat the operation. The *conserver* is principally of use in large wounds, as those of the gullet, *aspera arteria*, &c. and particularly in the hair-lip. This future consists in thrusting one needle, or more, as the length of the wound shall require, transversely, and at a proper depth, thro' both lips thereof; and the needles being left fix'd in the part with their ends sticking out both ways, a strong wax thread is to be run several times over one end of each needle, and under the other end of the same, after the manner that taylor sometimes fasten a needle on their sleeve; by which means the lips of the wound will be forcibly held together. But before this operation is enter'd upon, in case of the hair-lip, the skin on either side of the slit ought to be first taken off; and the future shou'd then be made while the part is yet bleeding. The *dry future and dry stitch* is made with small pieces of linen-cloth, indented like a saw, so that the teeth may fall between each other, and the whole row be closed. The cloth, before 'tis cut into this form, should be spread with something like the following, in order to its firm adhesion.

℞ *Iethyocol. acet. opt. āa q. s. & coque simul ad emplastrī consistentiam.*

Or,

℞ *Bitumen. colophon. thuris, resin. āa ʒj. mastic. gum. tacamahac. tragacanth. āa ʒss. sang. dracon. bol. armen. farin. tritic. āa ʒiij. albumin. ovi q. s. ut f. emplastr. durioris consistentiæ.*

Plasters thus prepared, being cut into the proper form, are to be applied upon the firm flesh, according to the length of the wound, reaching, from it to the distance of some inches; and after they are dried or well fasten'd to the part, the lips of the wound being approached, they may conveniently be held together by the future  
in



in that posture. This kind of future is principally used to wounds in the face, to prevent unsightly scars; and may also take place where the patient, thro' fear of pain, will not readily admit of others. 'Tis likewise very convenient when the fibres of the muscles are cut a-cross; and where 'tis difficult or impossible to apply a bandage. In the other kinds of futures the stitches ought always to be taken at a depth proportionable to that of the wound; care being had to avoid the nerves as much as possible. In long wounds the stitches are best begun at the ends; but in short ones at the middle.

*Cure of a simple wound, or wounds in general.*

9. The first step to be taken in the cure of a *simple wound*, is to remove whatever may obstruct the same. To this end it will be convenient to cleanse it of its grumous or coagulated blood, and to extract any heterogeneous body that may happen to be lodged therein. It will likewise be proper to let it discharge a moderate quantity of blood, which may, upon occasion, supply the place of phlebotomy, and the better dispose the wound to heal. Afterwards the whole cavity thereof may be very gently wiped with doffils dipt in warm red wine. Then the lips may be brought together by means of the *dry future*, or with the assistance of two bolsters pressing in opposite directions, and covering the wound with a pledget dipt in *balsam. peruv.* or *ol. amygd. dulc.* to be kept on by a proper bandage, which ought not to be very tight. And in order to prevent any stagnation of the blood, or discoloration of the part, &c. it might not be amiss if both the bolsters and bandage were, at each dressing, till about the seventh day, dipt in warm spirit of wine. After thus easing the pain, and removing the symptoms, the wound may be suppurated, deterged, incarned and cicatrized, as formerly mention'd under tumors and ulcers.



ulcers. But when any extraneous body is lodg'd in the wound, and obstructs the cure, its extraction ought speedily to be attempted. To this end the patient must be placed as much as possible in the very posture in which he received the wound; so that the offending body or instrument may be extracted by the same way that it entered. But if the passage be not wide enough for this purpose, it may be enlarged occasionally. However, if any very considerable vessels lie in the way, or the offending body be fixed deep in the joints, or the like, 'tis often adviseable to leave it to it self; for such things are frequently expelled by the natural mechanism or power of the body, either in the way of impostume or otherwise. And sometimes such materials have long remain'd fix'd in the part, without causing any inconvenience to the patient. But if the wounding body enters far, be barbed, or the like, 'tis sometimes most proper to extract it at the part opposite to that of its entrance. A knowledge, however, must be had of the figure and situation of the instrument, before the operation can safely be attempted. And first the blood ought to be wiped away, the mouths of the bleeding vessels observed, and the hæmorrhage stopped in the usual manner, or by the use of astringents, such as powder'd aloes, and frankincense, mix'd up with the white of an egg and furr of a hare, and applied to the apertures of the bleeding canals. If this fails, the more powerful astringents or escharotics may be used, such as *vitriol. roman.* &c. But if the extremities of the bleeding vessels do not appear, 'tis proper to cut away the flesh, and search for them, that they may be tied or stitch'd up, in order to stop the flux. When by these means the foreign body is extracted, and the hæmorrhage stop'd; the cavity of the wound may be closely filled up with pledgets charged with the common astringents;



gents; securing them by the use of a proper bandage.

In this state the wound may be left till the danger of the return of the hæmorrhage is over; which, as the wound was large or small, and the vessels considerable or not, may be in the compass of two, three, or four days; when no ligature has been used. In the mean time, the adjacent parts may be now and then fomented with warm spirit of wine, oxycrate, or the like, to prevent any stagnation. If the mouth of the wound be too small, it ought to be enlarged; and continually kept wider than the bottom. Convenient ducts or drains should likewise be made in proper parts of the wound, to discharge the matter, that it may not lodge, and by eating away the flesh, cause sinus's, and obstruct the cure. To effect this the better, it ought to be observed what posture the wounded part requires to be in whilst 'tis dressed, in order to the dislodgment of the matter. For what would run from a part when erect, may stagnate in it when 'tis prone. After the extraction of any hard, extraneous body, which has made a contusion in the part, proper digestives are to be applied, to convert whatever is not solid flesh into *pus*, and bring it away; to which may be added detergents, as mention'd in the cure of tumors and ulcers. But if the contusion were very large, it may be more convenient, as well as expeditious, by cutting away what is mangled, to reduce it, if possible, without going too deep, to a common or simple flesh-wound. Or else it may be scarified, and afterwards dressed with digestives. When the contusion is so great as to endanger a mortification, the part may be dressed with a warm mixture of *mel. ægyptiac.* and *spirit. vin. camphorat.* And thus much may serve for the cure of wounds in general.



10. In order to the cure of *wounds in the veins* Wounds of the veins and arteries. and *arteries*, a cooling regimen, and refrigerating internal medicine may be conducive at the beginning, or in order to stop the hæmorrhage. Thus a glass of spring-water with a little *sal. prunel.* may be given now and then; as also cooling emulsions, opiates, &c. if there shall be occasion. Proper externals must likewise be applied to the part, in order to stop the bleeding; which proceeding only from the capillaries, or smaller branches of the veins and arteries, the common astringents need only be added to the dressings, generally applied for the cure of the wound.

Or,

R *Pulv. bol. armen. ʒij. resin. pulverifat. thur. aloes, farin. tritic. vitriol. alb. āā ʒß. albumin. ovi q. s. ad aptam consistentiam m.*

To this or the like may be added occasionally, *flor. rosar. rub. balaust. nuc. cypress. gallæ, sumach, acacia, sarcocol. &c.* Or if these should fail, the stronger escharotics, such as *calcanth. &c.* may be used in their stead. If the larger vessels are cut, pellets of lint moisten'd with oxycrate, and rolled either in white or roman vitriol, may be applied to the mouths thereof; and over them the common styptic, or that above set down; covering all with a plaster of *deminium*, or the like. But when these gentler means will not take effect, an actual cautery may be used. When an artery happens to be cut longitudinally, it may be stitched up, if the part admits thereof. This kind of wounds, if the symptoms will allow of it, need be dressed no more than once in four or five days.

11. In *wounds of the nerves and tendons*, the Wounds of the nerves and tendons. dressings may be of the following kind, and ought always to be used warm.

R *Balsam. sulphur. terebintinat. spt. vin. āā.*

X x

Or,



Or,

℞ *Ol. terebinth.* ʒ ij. *tinct. euphorb.* ʒ ij. *m.*

Or,

℞ *Ol. lilior.* ʒ iʒ. *balsam. sulphur. anisat. ol. terebinth.* ʒ ʒ. *ol. sabin. rutæ chym. āa gut.* iij. *m.*

A mixture of oil of roses and common salt, used in the beginning of the cure of these wounds, is likewise much commended. A mixture also of *basilicon.* and *liniment. arcæi* applied warm, is a good medicine in these cases. But the following may prove more serviceable.

℞ *Balsam. sulphur. terebinthinat.* ℥ ʒ. *ceræ flav.* ʒ iv. *gum. elem. pulv. euphorb. mastich. āa* ʒ ʒ. *balsam. peruv.* ʒ ij. *ol. rutæ chym.* ʒ j. *m. f. liniment.*

If upon the use hereof the symptoms do not abate, so much of the tendon ought to be laid bare as is necessary to the free and immediate dressing of the wound; otherwise it will, from time to time, discharge a sanious matter, and continue to suppurate without healing: but being laid bare, and the medicines coming into immediate contact with the nerve or tendon, the wounded part is soon suppurated and healed. But when the symptoms continue violent upon account of a nerve, or tendon, being not quite cut thro', it ought immediately to be divided. Care must all along be had to mitigate the pain occasioned by the wound, and prevent an inflammation of the part, by proper emollients, anodyne cataplasms, embrocations, &c. as also by the internal use of opiates, if required; as in the case of tumors. The same treatment will likewise serve in wounds of the ligaments; only the dressings should here be made more drying as by the addition of *pulv. tutiæ, calx lota, &c.*

*Wounds attended with fractures.*

12. *Wounds joined with a violent fracture,* which affords little hopes of a cure, especially when the fracture happens in a large joint, or when a great bone is crushed to pieces, demand no immediate



mediate and peculiar regard ; only the hæmorrhage being stopped, we may proceed to amputation. But if a considerable part of the bone remains unhurt, or there is reason to expect a re-union, the wound is carefully to be examin'd, the place of the fracture determined, the fragments or loose pieces cautiously pull'd away, and those which stick any thing fast left to the management of suppuration. It will also require to be considered, whether these fragments should be extracted through the present wound, or a new one be made for that purpose. When the bone is laid bare, its exfoliation is to be promoted by touching it with *spirit. vin. tinct. myrrh. & aloes* : or *euphorb. diapent. gentian powder*, or the like, may be sprinkled on the dossils, moisten'd in the tincture of myrrh, &c. and applied to the part. Care is to be had that the flesh grow not upon the bone before the exfoliation ; otherwise it will prove spongy, and tend to spread the *caries*. In order to the prevention whereof, the bare bone must be defended from the air ; nor should any *pus* or sanious matter be permitted to touch it. With the greatest caution, 'tis seldom found possible to prevent this exfoliation ; the time required for which is usually thirty or forty days ; and in all this time the surface of the bone should be kept dry, and untouched with any unctuous medicine ; which might increase the *caries*, and prevent the exfoliation. If in a wound, any of the lesser bones, as the joints of the fingers, &c. are quite shattered ; the remaining part is presently to be taken off upon the sound flesh. And in these cases, where the lesser joints are concern'd, the chissel and mallet are alone sufficient for the purpose ; but in the larger, the skin and flesh ought to be divided by the knife, before amputation. Bullets, or the like, lodged in the bones, are commonly extracted by means



*Wounds attended with contusion.*

of the *cerebellum*; as those seated in the fleshy parts; are by the long forceps, crane's bill, &c.

13. *Contusion* is a frequent attendant of wounds, especially of those made by gun-shot, or join'd with fractures. If the contusion be so great as to threaten a mortification, the part is to be scarified, and dressed with a mixture of *mel. ægyptiac. spt. vin. camphorat. tinct. myrrh. &c.* And after this, it will be proper to convert the bruised flesh into *pus*, by the use of the common digestives, such as a mixture of *liniment. arcæi, terebinth. venet. unguent. basilic. balsam. peruvian. vitel. ovi, &c.* But in order to ease the pain, and promote a laudable digestion, anodyne cataplasms, with the *farina lini, fænugræc. mica panis alb. rad. alth. lilior. alb. &c.* are proper. Embrocations also may be of service here; as mentioned under tumors and contusions.

*With luxation.*

14. When a wound is attended with luxation, the part is immediately to be reduced, and the hæmorrhage to be stopped. The inflammation may afterwards be prevented, or abated, by the use of emollient or anodyne fomentations, &c.

*Envenom'd wounds.*

15. The cure of *envenomed wounds*, whether caused by poisonous instruments, or the bite of enraged, mad, or poisonous creatures, depends upon the timely use of scarification, and cupping upon the part; and the rubbing thereon the fat or oil of the creature, as particularly in case of the viper; or in general by using something like the following, in the way of lotion.

*R Spt. vin. camphorat. ℥ iv. elix. proprietat. ℥ j. mel. ægyptiac. ℥ ℞. m.*

A solution of bay-salt, in the common lixivium, or urine, is also much commended for the same purpose. After the use of the lotion, drawing, detergent, or alexipharmic cataplasms and plasters may be applied with some advantage. Such kind of forms are properly composed with  
the



the following ingredients. *Cepa coct. galban. sagapen. opopanax, asa foetida, theriac. andromach. ol. scorpion. sulphur. viv. &c.*

10. When wounds happen in the head, and are attended with contusion, it may be proper to shave the adjacent parts, and embrocate them with something like the following.

*R Spt. vin. camphorat. ʒij. ol. rosar. hyperic. āa ʒj. m.*

Some make use only of warm wine, oil, vinegar or oxycrate, for this purpose; and afterwards apply some such as the following cataplasm.

*R Farin. bordei, fabar. āa ʒij. pulv. nuc. cypress. flor. balauft. rosar. rub. āa ʒβ. coque in oxycrat. q. s. ad consistentiam cataplasmatidis, tum adde albumen unius ovi, ol. rosar. rub. ʒiβ. m. f. cataplasma.*

If the wound in the head be recent, simple, and made by a sharp instrument, it may immediately be stitched up, and covered with the *emplastr. de minio*. And this method is sometimes successful, even tho' the skull itself be cut; provided no ill symptoms indicate a contrary method. Where the skull is laid bare, tho' the bone be not foul or carious, yet 'tis found necessary to rasp it; that the inequality or roughness caused thereby, may promote the growth and adhesion of new flesh. When the temporal muscle is wounded by incision, the lips are first to be brought close together, by the most convenient future; and the dressing should consist of warm *liniment. arcæi*, or the like; being covered with a plaster of paracelsus. If the *dura* or *pia mater* be wounded, and a hæmorrhage happen at the same time, this may first be stopt in the common method, or the use of phlebotomy; a slender diet being likewise enjoined. After the hæmorrhage is stopped, if signs of an inflammation appear, emollient fomentations, prepared with *rad. alth. sem. fœnugræc. lini*, &c. ought to be used to the part; and the dressings may consist of soft dossils



dip'd in warm *syrup. de rosis siccis, mel. rosat. spt. vini, terebinth. venet.* or the like. But if there be a tendency to putrefaction, it will be convenient to add thereto, *mel. ægyptiac. tinct. myrrh. & aloes, syr. absinth. &c.*

*Wounds of the brain.*

18. In *wounds of the brain*, as well as the meninges, the following compositions will be of the greatest use for the dressings; being varied as there shall appear occasion.

*R Mel. rosat. spt. vin. āa. m.*

Or,

*R Sarcocol. thur. ʒ iʒ. myrrh. aloes, āa ʒ ʒ. pulv. centaur. min. flor. hyperic. āa ʒ j. sacchar. cand. rub. ʒ ij. terebinth. venet. ʒ iv. vin. rub. ʒ viij. spt. vin. ʒ j. infunde, in balneo mariæ, & colaturæ adde balsam. peruvian. ʒ j.*

During the use hereof, the lips of the wound in the hairy scalp, as also the *cranium*, may be dressed with something like the following.

*R Terebinth. venet. mel. opt. āa ʒ iʒ. gum. elem. ʒ j. myrrh. thur. croc. āa ʒ j. balsam. peruvian. ʒ ʒ. vitellum unius ovi m. f. a.*

*Wounds in the face.*

19. *Wounds in the face* are generally cured with the assistance of a *suture*, and principally that of the *dry kind*. But when they are attended with bad symptoms, the common method is made choice of.

*In the eyes.*

20. In *wounds of the eyes*, no oily medicines are allowed to be used, except to the external parts. If a bandage be here required, it should be extended to both eyes, by reason of the common motion thereof. In case of a tumefaction or contusion attending wounds in the eye, cataplasms, mucilages, and collyriums, as prescribed under diseases of the eyes, will here be proper; and may be used as the case requires. If the eye-lid and *tunica conjunctiva* be wounded, leaf-gold, gold-beaters skin, or the like, should be interposed between them, to prevent their growing together.

21. *Wounds*



21. *Wounds in the external part of the ear* In the ear and may be closed with the *dry suture*; or if that <sup>nose.</sup> be insufficient, a separation of the lips may be prevented by means of the *incarnative sutures*, a desiccative plaster being applied over the part. But if the wound reach to the auditory passage, it will be proper to keep in the ear, a small sponge-tent, to prevent a fungus; or to hinder the matter from falling in, and corrupting the *tympanum*.

*Wounds in the nose* are to be treated much like those of the ears, unless when joined with a fracture; to which due regard must always be had.

22. *Wounds of the tongue* may conveniently *Of the tongue.* be sewed up; but the stitches ought to be deep, because of the motion and softness of the part. After the operation, it will be proper to hold in the mouth some such as the following mixture.

R *Mel. rosat.* ʒ ij. *alumin. rup.* ʒ ʒ. m.

Or,

R *Aq. plantagin. rosar. rub. vin. rub.* āā ʒ iʒ.  
*syr. de moris de rub. idæis mel. rosat.* āā ʒ ʒ. *tinct.*  
*terr. japon.* ʒ ij. m.

23. In *wounds of the jugulars*, the use of proper *Of the jugu-* bandages must be joined with that of external *lars.* astringents, such as *sang. dracon. bol. armen. &c.* to which some add escharotics, such as *vitriol. alb. vitriol. roman. &c.* and mix them up together with the white of an egg and vinegar. Then tents dipped in this mixture are applied to the mouths of the bleeding veins or arteries. But after the vessels are once tied up, it may be sufficient to employ the common astringents; the dressing being kept on by the hand, or otherwise, and not removed for some days after. But if the hæmorrhage be very violent, the actual cautery is sometimes required. In this case like-



wife it may be proper to use phlebotomy, by way of revulsion. A slender diet should be ordered, and a regular observance of the non-naturals. In other respects the procedure here is much the same with the general cure of wounds of the veins and arteries.

*Of the recurrent nerves.*

24. When the *recurrent nerves* are wounded, it will be adviseable to add to the digestives employed *ol. hyperic. bals. peruv. pulv. bol. armen. aloes, mastich. thus, &c.* And it is here observable, that if both these nerves are cut asunder, the use of speech is lost; but if only one be cut, the voice thereupon becomes hoarse.

*Of the aspera arteria.*

25. Wounds of the *aspera arteria* are not in themselves mortal; tho' they frequently prove so when the nerves or jugulars are at the same time affected. Whether a wound in the *aspera arteria* happen transversely or longitudinally, it must be stitched up pretty deep, to prevent a separation, after the manner observ'd in the operation of the hair-lip, and dress'd with the *liniment. arcæi*, a proper proportion of *bals. peruv. pulv. mastich. thuris, &c.* being added thereto. Sometimes 'tis necessary to keep the lower part of the wound open by means of a small silver pipe, to prevent the matter from falling down upon the lungs. Gargles are likewise necessary in this case, and may consist of the *decoct. pectoral.* with *mel. rosat. syr. de moris, &c.* The diet in the mean time should be liquid and consolidating; or turn upon gellies and the like. If the wound be transverse, the patient's head should lie in a reclining posture; but if longitudinal, erect.

*Of the œsophagus.*

26. Wounds of the *œsophagus* must be sewed up with close stitches; after which, astringents, with a compress and retentive bandage, may be applied. But if the stitches should tear out, or loosen, before the wound consolidates, fresh ones must be made; or else this case may be treated



treated as a wound in the *aspera arteria*. The diet should here be liquid, and consist of milk, gellies, &c. Lambatives of *sperma ceti*, *ol. amygdal. dulc.* *syr. balsamic.* *conf. cynosbat.* &c. are also proper in this case.

27. *Wounds of the thorax*, which do not penetrate into the cavity thereof, are cured as the common species, happening in fleshy parts of the body. But if a fracture attends, the splinters of the broken bones, if any such there are, ought first to be carefully extracted; otherwise, by pricking the internal parts, they may occasion violent symptoms. Phlebotomy is generally allowed to be serviceable in this case. The diet ought to be slender. And proper pectorals may be exhibited to advantage. In the mean time, the wound is to be kept open in the most depending part thereof, in order to discharge the *pus*, till the quantity evacuated shall become small; after which the patient may be purged; and if there be occasion, a course of diet-drink, prepared with the woods, may be ordered.

In penetrating wounds of the *thorax*, reaching to the lungs, the diet ought to be light, and easy of digestion. Phlebotomy, lenient cathartics, diuretic and balsamic medicines may likewise be of service. And these may be order'd after the same manner as in case of the *empyema*, *phthisis*, or other pulmonic disorders. The posture of the patient must be so contrived that the orifice of the wound may decline, in order to discharge the matter thro' a silver *cannula*, or by means of a sponge-tent, or the like. If the wound was made by gun-shot, vulnerary injections may be used to advantage; because the considerable loss of substance in this case gives an opportunity for the return of the liquor used in this manner; which would happen otherwise when the wound is made by puncture. The injections for this

pur-



purpose might be made of *rad. tormentil. consolid. maj. rad. ireos, decoct. pectoral. mel. rosat. &c.* And to these may be added occasionally *rad. aristoloch. long. tinct. myrrh. & aloes, &c.* but the latter ingredients being apt to irritate the fibres, and excite a cough, they are frequently rejected. The parts adjacent to the wound may be bathed or fomented with *spirit. vin. & ol. rosar. &c.* Liquid digestives may likewise be used; and when but a small quantity of laudable matter is discharged, and the patient is found to breathe freely, the wound may directly be healed up and skin'd over; tho' pulmonic wounds have sometimes been cured, even when the running has appeared considerable. Its quantity, when immoderate, may be lessened by the use of evacuating medicines, and a dietetic course of the sudorific woods. But towards the end of the cure, the patient should always be purged. In these cases 'tis no very uncommon thing to find a critical discharge of the *pus* or matter, made either by urine or expectoration.

*Wounds of the  
abdomen.*

28. In wounds penetrating the abdomen, if the *omentum* or other of the contained parts bulge out, they are immediately to be replaced: but if the orifice proves too small conveniently to admit thereof, it ought to be enlarged. If the internal parts appear to be discoloured or tumefied, they may be fomented with warm red wine, or a decoction of *flor. chamæmel. absinth. vulgar. bac. laur. junip. &c.* before they are replaced. But in case the *omentum* appear to be hard, livid, or mortified, the part ought to be cut off; a ligature being first passed about it, to prevent a hæmorrhage, and the thread permitted to hang out of the wound till the part separates and comes entirely away with it. In stitching up the wounds of the abdomen, great care must be had of touching the intestines; for which reason the patient, during the operation, ought to lie on the



the side opposite to that where the wound is; a needle arm'd with a strong waxed thread being passed from without inwards, thro' the integuments and muscles, avoiding the *peritonæum*, then from within outwards, thro' both the *peritonæum* and muscles of the opposite side; the same kind of stitch being thus repeated, or taken alternately, till the lips are brought close enough together; the coherence whereof may likewise be strengthened with the *dry suture*. The dressings in this case may be of *ol. hyperic. liniment. arcæi, balsam. peruvian. &c.* Here also the orifice of the wound must be kept open in its most depending part, for the free discharge of the matter, which is otherwise apt to stagnate, and cause troublesome symptoms.

29. *Wounds penetrating the stomach* must *Wounds of the stomach.* have their lower part kept open by means of a *tent*, which ought not to enter the cavity of the stomach it self, but serve to give vent to the *pus*, that ought to be evacuated. Such a tent may be armed with some proper digestive: and the parts about the wound should be bathed with a warm mixture of oil of roses and spirit of wine. The diet in this case should by all means be light, sparing, and easy of digestion. The liquor made use of ought to be somewhat astringent or agglutinant; such as red wine mixed with barley-water, or gelly of harts-horn, &c. Mucilages likewise of quince-feed, *gum. tragacanth. &c.* are very proper in this case, being taken internally.

30. In *Wounds of the intestines*, the external *Of the intestines.* orifice, if there be occasion, must be enlarged, for the convenience of coming at the injured part; which is to be stitched up directly with the *sutura pellionum*. When the intestine is re-placed, the wound may be fomented with warm red wine,



wine, and afterwards sprinkled with a mixture of *pulv. mastich. myrrh. &c.* When the intestine is replaced, the external wound may likewise be stitched up and treated in the usual manner. In the mean time, emollient clysters should be given, to prevent the hardning of the excrements in the intestines; and by that means forward the cure.

*Wounds of the liver, spleen, kidneys, bladder, &c.*

31. The cure of wounds of the *liver, spleen, kidneys, bladder, &c.* when practicable, is to be attempted by the use of a proper regimen, and such internal medicines as are respectively suited to the part and nature of the case. For the internals requisite here, we refer to the diseases of the several parts respectively. When these cases are attended with large hæmorrhages, these must be particularly regarded in the manner formerly mentioned, both by external and internal remedies. In the mean time great care must be taken to keep the lower part of the wound open, as long as there is a copious discharge of *pus*.

*The cure of gun-shot wounds.*

32. In *gun-shot wounds of the joints*, the tents made use of should not be long. Warm embrocations are serviceable; and anodyne or emollient mixtures of *ol. terebinth. castor. scorpion. liniment. arcæi, bals. peruv. &c.* may be dropt into the part. Or, in general, these wounds may be treated as before mentioned of those which happen in tendinous and nervous places. But without engaging in more particulars, which would be of little significancy, we shall conclude this head with some necessary directions useful in all kinds of wounds.

*General directions with relation to wounds.*

33. Whenever the *pus* cannot be evacuated, from the bottom of the wound, by the passage already made, or the best that can be made in the mouth of the wound, a pointed probe may sometimes be conveniently thrust quite



quite thro' the bottom to the opposite side, and a passage cut along it, according to the direction of the fibres, for fear of hindring their office. 'Tis frequently of service in wounds, and especially in those that are deep, and made by puncture, to enlarge the orifice, which may prevent sinuosities, and leave the part open and commodious for dressing. Astringents are useful to repress and keep down the lips of the wounds; but when any hardness is joined with the swelling, dissolvent or emollient cataplasms are the most proper. These may be made with a decoction of *flor. melilot. chamæmel. mic. pann. alb. &c.* The adjacent parts may likewise be embrocated with *ol. hyperic. sambuc. chamæmel. lumbricor. unguent. dialth. &c.* In case of a great degree of tension in the part, emollient cataplasms of *rad. alth. lilior. alb. &c.* may be used twice or thrice a-day, without removing the dressings: which might be suffered to lie on for two or three days together, unless violent pain, coldness, heat, or the like symptoms require their removal, or threaten a gangrene. After this they may be shifted once in three or four days, till the bruised or inflamed flesh be destroyed or suppurated, and new grows up in its stead; in the mean time great care being taken that no *pus*, purulent matter, or *sanies*, remains lurking out of sight, which would presently produce a *fistula*. The whole cavity of the ulcer is therefore to be gently wiped with lint; or it may be washed with a warm decoction of *rad. alth. absinth. vulg. &c.* or red wine. And if the weather be cold, 'tis proper to dress before the fire; or immediately upon the removal of the dressings, the wound may be fomented with a sponge dipt in warm spirit of wine. When the wound proves considerably deep, so as not readily to admit of tents or dossils, they are by no means to be thrust violently into the orifice; which would



would be apt to cause a continual pain and inflammation. In this case, either the wound should be dilated, or a little turpentine mixed with *ol. hyperic.* or *balsam. peruv.* dropt into it. Or else liquid digestives may be used thereto, by means of a syringe. When the wound is very irregular, or considerably angular, or if the skin hangs irregularly about it, 'tis proper by incision to pare off what appears to be useless, or capable of retarding the cure, and lay the whole wound as strait and convenient as possible for dressing and healing. If a gangrene or sphacelation happen upon a wound, these are to be primarily regarded. If they proceed from too great a tension or heat of the part, let out the blood by scarifying the lips of the wound, and the adjacent parts, to a considerable depth; and dress with the *mel. ægyptiac. tinctur. myrrh. & aloes, &c.* and also apply emollient cataplasms. If this case be attended with coldness, livor, and loss of sense, the scarification should be made the deeper; or even the mortified part might either be cut away or consumed. But if the disorder appears to be only superficial, *spt. vin. camphorat. spirit. sal. armoniac. &c.* may be used warm to the part, which may afterwards be dressed with *mel. ægyptiac.* But when it penetrates deep into the wound, it should directly be cut out; and red precipitate, mixed with basilicon, applied to the part. Or in order to deterge the wound, and consume the remains of the putrefied flesh, it may be washed with the *aqua phagedænic.* prepared with a dram of corrosive sublimate, to a pint of *aq. calcis.* Then the eschar being separated, the suppuration may be promoted in the common manner; the adjacent parts being first guarded by defensatives. But if this kind of treatment fail of success, recourse must be had to the actual cautery; or, if there be an absolute necessity, to am-



amputation. 'Tis generally remarked of wounds, but more especially of those made by gun-shot, that the dressing them with spirituous tinctures, and cramming them full of large tents, is of bad consequence, and often induces a hardness or inflammation, prevents digestion, and causes a gangrene. And therefore tho' the wound should sometimes appear black, as is not uncommon in gun-shot wounds, instead of such spirituous detergents, mild digestives, or anodyne liniments, may be used to greater advantage; all kinds of irritating ingredients being omitted. The adjacent parts may be likewise embrocated with *ol. rosar.* mixed up with the white of an egg and vinegar; a defensative plaster being applied all over the part, to prevent a flux of humors. This kind of wounds generally affords an eschar, which may be separated with a warm dressing of *liniment. arcæi*, *unguent. basilic.* *oleum lilior. alb.* &c. After the mitigation of the symptoms, the cure is to be carried on as directed in case of ulcers, or suppurated tumors. But in gun-shot wounds, the following liniment seems preferable, as an anodyne digestive, to any of those before mention'd.

℞ *Ol. lumbricor. hyperic. lilior. alb. sambuc. gum. elem. aa* ℥iv. *emplast. diachyl. cum gum. ℥iij.* *solve simul* & *adde pulv. thuris ℥i℥.* *mastich. myrrh. balsam. peruv. aa* ℥℥. *croc. ℥ij.* *m. f. linimentum.*

Proper liniments to answer the same intentions may likewise be composed of *emp. de mucilaginib. ol. rosar. chamæmel. sambuc. liniment. arcæi, pulv. aristoloch. rotund. aloes, ireos, cera flav. &c.* And in general, when wounds are once solidly incarn'd, proceed to cicatrize them, as before mention'd in case of ulcers.



SECT. IV. *Gangrenes*:*Definition.*

1. **A** *Gangrene* is a beginning mortification, or change of the flesh of the body into a black substance, attended with a diminution or loss of the natural heat of the part: but when the mortification becomes entire, or affects not only the fleshy, but also the bony parts, 'tis called by the name of sphacelation.

*Cause.*

2. This change in the nature of the flesh may proceed either from an external or internal cause. 'Tis sometimes brought on by old age, the confluent small-pox, scorbutic or dropfical disorders, or comes upon carbuncles arising in epidemic diseases. Sometimes it affects no one part more than another, but appears to be universal, as in the plague or confluent small-pox, or seems owing to some general fault in the constitution. It may also proceed from the bites of venomous creatures, as the viper, rattle-snake, &c. and sometimes takes its rise from wounds made by gun-shot, the lodgment of extraneous bodies in the flesh, the too great stricture of the bandage used in wounds, the application of too cold, or too corrosive medicines, violent external coldness, issues, the too close cutting of the nails, corns, &c.

*Diagnostics.*

3. Upon the first seizure of a gangrene, the skin of the part turns pale, but afterwards livid: vesications arise, and the colour changes to black; the flesh grows fetid, sanious, and moist; then withers and soon becomes insensible; the heat and pulsation of the part being likewise diminished. If when a large wound is received, the tumor of its lips does not suppurate, and no flux of matter or inflammation appears; if the lips of the wound do not swell at all, or when swell'd grow lank and flaccid of a sudden, 'tis reckoned a sure sign of an approaching mortification; espe-



especially if the natural heat of the part be diminished. When the mortification is already complete, these symptoms appear in their greatest degree, and render the part utterly insensible both to the knife and actual cautery. When a gangrene proceeds from extreme cold, the part affected is first benumbed, or seized with a pricking pain, followed by a redness, which gradually changes to black. When a tight bandage is the cause, a flaccidity of the part is joined to the insensibility thereof. When the scurvy, it often begins in the great toe, and appears externally in the form of a blackish spot, which turns to a dry crust, that is succeeded by a stupor of the part, and lastly a gangrene or mortification unattended with any ill scent, and sometimes without pain, which at other times will prove very intense. When a mortification is caused by the bite of any venomous creature, a continual fever attends, and a pain is felt in the part, which generally brings on a syncope or delirium. Small pustules arise about the bite, with black spots upon them: and these soon grow more numerous. But when old age gives occasion to a gangrene, or it happens thro' want of nourishment, seldom any pain, inflammation or tumor is perceived: but the body feels cold, and the disease generally at first seats itself in the extremities, especially in the feet or legs.

4. All gangrenes are dangerous; but the less *Prognostics.* in young people, of a good habit of body; because they here admit of an easier and speedier cure than in old age, and those of broken, dropfical, scorbutic or venereal constitutions. Those in the external or extreme parts, are less dangerous than those which seize the internal parts of the body, as the *uterus, anus, &c.* The gangrenes or mortifications which proceed from an internal cause, seldom admit of a cure; because tho' the part affected should be amputated, the mischief

Y y



chief commonly removes or spreads to another. A confirmed mortification is deemed incurable, otherwise than by fire, or the use of the knife. When any gangrene is attended with watching, delirium, convulsions, the hiccup, cold-sweats, &c. it generally proves speedily mortal.

*Regimen.*

5. The diet in this case ought to be light and easy of digestion; or where particular symptoms require it, dry and cooling. Small liquors should here be used with moderation; but wine, 'tis thought, may be more freely allow'd. When it proceeds from old age, or a defect of nutriment, the strongest wines are thought the most proper. In other respects the diet and regimen ought to be suited to the particular cause of the disorder; or the disease which preceded or gave rise thereto.

*General cure of  
gangrenes by  
internals and  
externals.*

6. The internal cure of gangrenes, in general, depends principally upon the free use of generous cordials, proper diaphoretics, and perspiratives, suited to the nature of the cause from whence they may be supposed to proceed. But principally the bark should here be used as in the case of an intermitting fever: for thus it has, of late, been several times found effectual. The external operation depends upon immediately scarifying the part, to a considerable depth, and cleansing the wound of any grumous or clotted blood that may be lodg'd therein. Lotions of brine, urine, or a lixivium of wood-ashes, are greatly commended for this purpose. The following may be more serviceable.

*R. Rad. aristoloch. rotund. gentian. āā ʒj. herb. absinth. vulg. scord. rutæ, flor. chamæmel. āā m. ij. coque in lixiv. commun. lb̄ iv. & colaturæ lb̄ iij. adde spirit. vin. camphorat. lb̄ j. m. f. fots bis quotidie calide utend.*

To fomentations of this kind may be added occasionally *centaur. min. flor. sambuc. theriac. andromach. spt. sal. armoniac. aq. phagedænic. tinct. myrrh. & aloes, aq. calc. &c.* And after fomenting  
the



the part herewith, 'tis advised by some to apply *ol. terebinth.* or *balsam. sulphur. terebinthinat.* scalding hot thereto; or to dress it with a hot mixture of *unguent. ægyptiac.* and *spt. vin.* Or, the scarifications may be filled with some such as the following liniment.

R *Unguent. apostolor. ægyptiac. āā ʒj. præcipitat. rub. lævigat. ʒ iij. ol. caryophyl. gut. 15. m.*

Defensatives are here likewise said to be of good service. But if the use of escharotics be continued too long, they are apt, by irritating the part, to increase the mischief. They ought therefore to be discontinued after they have warmed the part, and stopped the gleeing, and their place is to be supplied by a mixture of basilicon and oil of turpentine applied warm. After a laudable digestion is by this means obtained, proceed to de-terge, if there be occasion, and heal as in case of ulcers. And this is the general method of treating gangrenes or mortifications.

When gangrenes proceed from too great a tightness of the bandage used to wounds, it ought immediately to be removed; and the part should then be scarified so as to make it bleed. After which it will be proper to use a fomentation of warm milk, or other anodyne liquor; and to dress the gangrene with *unguent. basilic.* made hot. But if the part be considerably mortified, *unguent. ægyptiac.* may be used warm for the dressings, with a mixture of red precipitate, and oil of turpentine.

8. When a gangrene takes its rise from a con-  
tusion attended with a wound, the part may  
likewise be scarified; or if it lies convenient, en-  
tirely cut away; warm dressings of *unguent. ba-  
silic.* and red precipitate being afterwards applied.  
And if there be occasion use a cataplasim made of  
*mica pan. alb. lact. vaccin. spirit. vin. camphorat.  
terebinth. venet. cróc. vitell. ovi, &c.* As soon as



the wound begins to suppurate, the quantity of the precipitate may be less'n'd, or its use intirely left off; and the cure finished in the usual manner.

*When from cold.*

9. When external cold, as sometimes happens in travelling thro' the more northern regions, is the cause of a gangrene, or mortification, 'tis usual to rub the frozen part well with snow; or suffer it to thaw in cold water, and afterwards foment it with a decoction of warm herbs. But some for this purpose use brandy, or spirit of wine, or venice treacle, or mithridate dissolved in urine. Then the part being wrapped up in a flannel or woollen cloth, the patient is put into a warm bed, and disposed to sweat by taking some rich cordial or sudorific medicine. But if this treatment does not prevent a mortification, it must be managed as mentioned above.

*From old age.*

10. When old age, or want of a due circulation, gives occasion to a gangrene, use warm aromatics or stimulating fomentations to the part; which may likewise be scarified, and dressed with a mixture of *ol. terebinth.* and *unguent. basilic.* first made scalding hot. The adjacent parts may also be embrocated with proper defensative liniments, prepared with *unguent. nervin. spt. vin. spt. lavender. comp. &c.* or they may be guarded by the application of warm cataplasms, made with *theriac. londinens. &c.* And if there be occasion, the wound may be dressed with an unguent that contains red precipitate: and when the eschar is once separated, the cure may be dispatched in the usual manner, as mentioned under ulcers.

*In scorbutic and hydropical habits.*

11. When a gangrene happens in scorbutic or hydropical constitutions, the internal remedies must have regard to the original distempers, at the same time that proper external means are used to prevent or stop it; and these may be the same with those already mentioned. Thus, embrocations



brocations may be made with *ol. lumbricor. laurin. castor. spirit. vin. spirit. cochlear. simp. &c.* but in scorbutic constitutions and dropfical habits, with the common lixivium, &c.

12. When the bite of a venomous animal causes *From envenomed bites.* a gangrene, the part is immediately to be scarified, and cupping-glasses applied thereto. It may afterwards be fomented with warm oil of turpentine; and the wound or incision kept open for a considerable time, by drawing medicines. The actual cautery is greatly commended in this case; being used soon after the injury was received. But 'tis pretty generally esteemed the safest method to cut out the part directly, if possible, before the gangrene begins; especially in the bite of the rattle-snake, the mad-dog, the tarantula, &c. and not to heal the wound too soon.

13. When a gangrene proceeds from a defect *From want of* of nutriment in the part affected, the adjacent *nourishment.* parts ought to be fomented, or well rubbed with proper warm mixtures or liniments composed of *axung. viperar. ung. nervin. ung. martiat. ol. castor. ol. caryophyl. &c.* In this case no defensatives are to be employed; but the cure of the beginning mortification is immediately to be attempted in the manner already mentioned.

14. If a gangrene be attended with a hæmorrhage, on account of some large vessel being corroded or destroyed, 'twill be proper to use the actual cautery; its effect being here more suitable and certain than the common restringents, as often stopping the growing evil by drying up the moisture which would otherwise spread it. But whenever this, or scarification, is made choice of, care must be had as much as possible to avoid the nerves and tendons. The medicines applied likewise ought not to be very sharp, for fear of increasing the gangrene. But if these kind of vessels lie in the way, and cannot be avoided, *Attended with a hæmorrhage.*



they ought directly to be cut, or burnt quite thro'. Desiccatives are generally applied, both above and below the part affected; to prevent the spreading of a gangrene. And thro' the whole course of the cure proper paregorics, laxative medicines, phlebotomy, diet-drinks, &c. are not to be omitted. The following external remedies will likewise be used occasionally, viz. *butyr. antimon. caustic. lunar. ol. vitriol. ol. tartar. per deliquium, spt. vitriol. ol. terebinth. unguent. apostolor. myrrh. abrotan. rorismarin. hyperic. sal. commun. &c.*

*Terminating  
in sphacelation,  
requires  
the manual  
operation or  
amputation.*

15. If a gangrene terminates in a sphacelation, and be seated in any of the limbs or extreme parts of the body, it requires immediate amputation: the method whereof, for instance in the leg, take as follows. The proper part for the operation being about four or five inches below the knee, the skin and muscular flesh are first to be drawn very tight upwards, and secured from returning, by a ligature of filletting two or three fingers broad, passed above the part where the operation is intended. Above this ligature, another loose one is to be passed, for the gripe, which being twisted by means of a stick, may be straitned to any degree at pleasure. Then the patient being conveniently situated, and the operator placed on the inside of the limb, which is to be held by one assistant above, and another below the part designed for the operation; and the gripe being sufficiently twisted, to prevent too large a hæmorrhage, the flesh is, with a single cut or two, to be separated from the bone with the dismembring-knife. Then the *periosteum* being also divided from the bone with the back of the knife, saw the bone asunder with as few strokes as possible. But when two parallel bones are concerned, the flesh that grows between them must likewise be separated before the use of the saw.




saw. When this is done, the gripe may be slackened, to give an opportunity of searching for the large blood-vessels, and securing the hæmorrhage at their mouths, either by the actual cautery, the ligature, stitching them up, applying vitriol buttons, or the like. After this, a dry pledget of lint, or one dipt in spirit of wine, and sprinkled with *diapente*, may be applied to the stump. Then loosen the first ligature, and pull both the skin and flesh as far as you can conveniently over the stump, to cover it, and secure them with the cross stitch, made at the depth of half or three quarters of an inch in the skin. The thread used for this purpose should be double and strong. And now apply over the whole stump two large pledgets, first dipt in oxycrate and dried, and afterwards charged with astringents; an assistant securing them with his hand. Upon these apply a plaster of *deminium*, or simple diachylon: then pull on an ox-bladder, that has been first wetted in oxycrate, and afterwards a little dried; and over all a cross-cloth pretty tight, secured first with a single, and then a double roller. And after all this, the gripe may be slackned so as to be made easy to the patient. Or it may be entirely taken away after he is put to bed; where he must lie with the stump somewhat raised; an assistant for twelve or fourteen hours keeping fast the dressing with his hand, to prevent any violent hæmorrhage. If it be found necessary, the patient may lose a quantity of blood at the arm, to keep down the fever that in this case is apt to rise; and a composing draught or opiate may be exhibited occasionally. In three or four days the dressing may be removed, and proper digestives, mixed with astringents applied. But at the first opening, an actual cautery, or some powerful styptic, should be in readiness, in case of a violent hæmorrhage. The exfoliation of the bone is now to be procured,



as formerly directed ; after which the cure may be finished, as in case of a common wound or ulcer. If the dressings stick on hard, when they come to be taken away they may be loosened by the help of a sponge dipt in oxycrate. If the sphacelation should unexpectedly be found to spread beyond the part wherein the operation was performed, the corrupted part may be taken off by incision, or consumed with the actual cautery ; which appears to be the readiest way of stopping a gangrene, unless we except the internal use of the bark. If the wounded parts should tumefy or inflame after amputation, proper fomentations and embrocations must be used. Defensatives also are thought to be convenient ; being applied above the part where the amputation was made, to prevent too large an influx of blood and humors. A defensative of this kind may be composed with the following ingredients. *Bolus armen. sang. dracon. flor. rosar. rub. balaust. nuc. cypress. acet. album. ovor. &c.* Or the *emp. defensiv. cum suc.* may alone be sufficient. The following is accounted an excellent restringent, for the dressings to be used in amputations.

*R Pulv. bol. armen. pic. naval. ʒiv. aloes, thuris, mastich. sanguin. dracon. āa ʒj. gypsi ʒiʒ. pil. leporin. corij raspat. āa ʒiij. m. cum q. s. albumin. ovor. ad debitam consistentiam.*



## SECT. V. Fractures.

*Definition.* 1. **A** *Fracture* is the violent and sudden separation of the parts of a bone ; which being attended with a wound, is said to be *compound*, but otherwise *simple*.

*Cause.* 2. Fractures may be either transverse, longitudinal or oblique, according to the direction of the external force which occasioned them, with regard to the fibres of the bone. But it sometimes



times happens that a *caries* of the bones, as in venereal cases, will bring on a fracture, without the appearance of any external cause.

3. A compound fracture is evident to the sight. *Diagnostics.*  
In case of a simple one, whether transverse or oblique, there is found an inability to motion in the part to which the bone belongs, and a considerable pain, especially upon being touched: and sometimes the limb in this manner affected will appear shorter than its fellow. A prominence likewise may often be felt about the part, and sometimes the separation it self, or space between the broken bone; particularly when there was an immediate communication of the fibres. But when a bone is broke longitudinally, or according to the direction of its fibres, a thickness and inequality of the part will be visible.

4. Longitudinal fractures are easier of cure than the oblique; and both of them less difficult than the transverse. *Prognostics.*  
When only one bone is fractured, the cure is sooner effected than when two are jointly concerned; as the *radius* and *ulna*, the *tibia* and *fibula*. Such fractures as happen near the heads of bones, are harder to cure than those which happen about the middle thereof. When a bone is crushed to pieces, or shiver'd in many places, the cure is difficult, tedious and uncertain; especially if the fracture be compound. If after setting a broken bone, there be pain, inflammation, or a disposition to a gangrene in the part; if the patient becomes paralytic, feverish, delirious, convulsed, &c. the case is reputed dangerous.

5. The diet in case of fractures should be *Regimen.*  
slender, but nourishing, or agglutinant; and consist of gellies, rice-gruel, &c. All flesh-meat is to be avoided, for fear of increasing the fever. Rest ought to be indulged; and a proper posture contrived for the patient, wherein he may be tolerably at ease.

6. When



*Cure of fractures in general.*

6. When the ends of broken bones are once set together, which ought to be done as soon as possible after the injury is received, the patient may lose a moderate quantity of blood by phlebotomy: and if there be occasion, a gentle cathartic, or rather clyster, may be administered. In other respects the patient may be treated as in case of a common fever.

*The method of reducing a fracture.*

7. The general method of reducing a fracture (which for instance we may here suppose transverse, in the larger bone of the leg) is this. The patient being conveniently seated, one assistant holds the leg above the fracture, and another below it, in such a degree of extension, as is necessary to bring the ends of the fractured bone together; which extension must necessarily be the greater, the longer the fracture has remained unreduced. Then, the operator with his hand unites the ends of the bone exactly, so as to make them fall in with each other, and render the fractured part smooth and even; upon which the pain will in some measure abate; and the disordered limb, compared with the sound one, appear similar, and correspond thereto. After this, anoint the parts above the fracture with a mixture of vinegar and oil of roses; or foment them with the same liquor wherein the bandage is to be dipt, and apply to the part a plaster of diachylon or deminium; or rather the *emplastr. defensiv. cum succ.* so as to reach three or four inches above, and as much below the fracture. This done, apply a compress over the plaster, which should first be dipt and wrung out of oxycrate, warm red wine, or the like; in which also the rollers being dipt, are to be wrung out in the same manner. Then begin with a single roller, and give it a few turns round the part above the fracture, and spend the rest of the roller in ascending and descending alternately.



ternately. Afterwards take a larger, and begin under the fracture, and continue descending and ascending as before, till the whole length be spent. Some will likewise make use of a third single roller; but others instead thereof employ one with a double head. This being done, they tie on three splints, or pieces of past-board, or scabbarding, around the part, with filleting; and laying the fractured limb in an easy posture, cover it with a proper case, or cradle, to defend it from external pressure. And in this state the fractured part is suffered to remain for the space of a week, provided the bandage be neither too slack nor too tight; which may be known by the rise and appearance of a small tumor about the third day after the operation, at each extreme of the bandage; and by this tumor giving way to the pressure of the finger. The patient likewise, if the bandage be tight, will find himself much easier in two or three days time. If no tumor appear, 'tis a sign the bandage is too slack; but too tight if the swelling be hard, and attended with inflammation, or the like bad symptoms. The splints may be taken off upon occasion; and the part fomented or embrocated as at first. After a week is passed from the operation, the dressings may be repeated, and the bandage made somewhat slacker.

Longitudinal fractures require no extension to be made, but the cure principally depends upon mitigating the symptoms, a proper degree of compression, and the application of a suitable bandage. When the bone is much shatter'd, great care must be taken in reduction, so that the parts may fall into their natural places, and be secured by the bandage employed, till their union is effected.

If a considerable inflammation shou'd attend a fracture, proper fomentations must be used to the



the part. But if the part should decay or wither away, it should be frequently fomented with warm water or wine; applying after each time a plaster of paracelsus, oxycroceum, &c. When the callus of the bone proves unequal, and very unsightly, or unfits the part for a proper office, 'tis sometimes advised to break the bone again, the part being first prepared for it (with the use of emollient fomentations, and plasters) by laying it hollow, and striking in a proper manner upon it. After which it may again be cured in the common manner; but more cautiously than before.

*Compound  
fractures.*

In compound fractures, when the bone is once set, after the manner already mention'd, but with all possible caution and tenderness, the wound is to be stitched and dressed with *liniment. arcei*, *bals. peruvian.* or the like; applying round the fracture a plaster of deminium, and over that a proper compress and bandage, with pieces of past-board, at the distance of two fingers breadth from each other, except in the very places of the wound; and under each of these is to be placed a slip of double linen, to preserve the part from injury; all these being secured by filletting as before; and the matter so order'd that the wound may be dressed once a day, without removing any more of the things than is just sufficient for that purpose. If in a compound fracture any splinters of the bones lie so loose as to be easily extracted, they may be taken away; but in case they stick fast, 'tis better to leave them to nature, and proceed directly to mitigate the symptoms; keeping the wound open, and dressing it with some such as the following unguent, to promote the separation or coming away of the pieces.

R *Tere-*



R *Terebinth. venet.* ʒij. *ceræ flav. resin. pin.* āā  
 ʒß. *pulv. aristoloch. rotund.* ʒij. *aloes, myrrh. eu-*  
*pborb.* āā ʒj. *m. f. unguent.*

If the bone be laid quite bare, it should be defended from the air as much as possible; and after reduction, the procedure may in this case be the same as that before mentioned; provided the fracture be recent, and the air has not already impress'd a caries upon the bone. But when the bone is thus left bare, no unctuous medicines should be used that may come at it. When the end of one bone lies over the other, so that the fracture cannot be reduced, one end must either be sawed off or filed away. The externals in compound fractures may, in general, be the same with those prescribed in wounds, sinuous ulcers, or the like.

8. Fractures in general, as they relate to the skull, are divided into *contusions*, *fissures*, *contra-*  
*fissures*, *incisions*, and *punctures*. A *contusion*, otherwise called a depression of the skull, is an injury done to the texture either of one or both tables thereof; whereby part of those tables may be shelved off, or made to press against the *meninges*, or the brain itself. But if by this means the skull be elevated or raised up in one part, 'tis called by the name of *camerosis*, or vaulting. A *fissure* is a crack made in one or both tables of the skull, by some external violence. A *contrafissure* is the appearance of this crack on the part opposite to that which received the stroke, and not upon the part that immediately received it. A *fracture* is an entire separation of one part of the skull from the rest, by an obtuse instrument. *Incision* is the separating a portion of the skull by means of a sharp instrument; but if the portion be entirely taken off, 'tis called *excision*. A *puncture* of the skull is a small perforation thereof, made with a sharp pointed in-



instrument. The general signs of fractures in the skull are vomiting, raving, stupor, blindness, loss of speech, fainting, convulsions, a *paralysis* of the extremities, involuntary coming away of the excrement, hæmorrhage at the nose, ears or mouth, the close locking of the jaws, &c.

If the fracture be compound, it may sometimes be plainly discovered through the wound, by the finger; for if any asperity or inequality be felt, upon the skull, in a part where there is no future, it may be concluded a fissure or a fracture. Fractures penetrating both tables of the skull are accounted dangerous; especially if the splinters of the bone stick in the *meninges*, and the symptoms prove violent and lasting. When they proceed from gun-shot, and the brain itself be hurt, the case is seldom remedied. The like may be said when a sanious matter or extravasated blood is lodged under the *dura mater*; or when the patient finds no relief upon laying open the skull. The diet in all these cases should be slender, attenuating, and easy of digestion. The exercise, if any be allowable, should be very moderate; and so should the sleep.

*Cure by internals.*

In order to the cure, phlebotomy is generally premised: and the use of lenient cathartics may likewise be of service, if repeated occasionally. Proper anti-epileptic medicines also are not to be omitted. The *pulv. de guttæ. cinnabar. antimon. aq. pæon. comp. aq. cerasor. nigr. &c.* may be of service, taken in proper quantities.

*The manual operation of fractures in the skull.*

The external cure of fractures in the skull, requires first a division of the hairy scalp, to lay the part affected bare; which is generally done by a crucial incision, the *pericranium* being afterwards separated with a spatula or the like. The flux of blood which will ensue upon this operation must be restrained by proper astringents; after  
the



the use whereof, the trepan or other instrument may be applied, as the nature of the fracture shall require. In making the incision, 'tis proper to avoid the sutures and temporal muscles. When this kind of incision is required a little above the eye-lid, it must either be strait, or oblique; a transverse section being here apt to give a paralytic disorder. Fissures and contrafissures, which penetrate both tables of the skull, require the assistance of the trepan; or may be dilated with the raspatory. When the symptoms indicate a fissure, without directly manifesting the thing it self, there is reason to suspect a contrafissure. In this case, after the crucial incision shall have been made, it may be convenient to apply the following plaster.

R *Ceræ flav. pic. naval. thuris, resin. pin. āā*  
*ʒj. terebinth. venet. tacamahac. mastich. āā ʒ ss. m. f.*  
*emplastrum.*

When this plaster is taken from the part, on the day after it was first applied, and any considerable moisture appears underneath it, in the corresponding place of the skull, a fissure is to be suspected. If after the use of proper means the symptoms still continue violent, there will be reason to suspect the internal table fractured; and in this case recourse must be had to the trepan. In simple incisions of the *cranium*, unattended with considerable symptoms of an internal injury, no regard need be had but to the wound in the scalp; which being stitched up, the divided bone will again unite of itself, as in other fractures. If part of the upper table be cut off, after it is once entirely separated, the fractured place may be washed with *tinct. myrrh. & aloes, spirit. vin. &c.* and afterward dressed with *liniment. arcei*, or the like. But if the incision has reached both tables, and the fracture be large, let the bones be



be brought together, and united in their proper situation ; in which they may be continued by means of a few stiches, taken at such a distance as to leave room for the expulsion of the matter. When several incisions or fractures happen at once, let the splintered pieces be removed, and the part well cleared ; and if both tables are not penetrated, use the raspatory : but if the fracture reach the under as well as the upper table, the trepan may be applied, if such splinters as press upon the *meninges* cannot be removed upon the enlarging the wound. For punctures penetrating only the first table of the skull, use the raspatory, or the like instrument, as before mention'd. But if both tables are penetrated, and the symptoms prove urgent, the trepan must be applied on the middle of the puncture. And the same method is to be observed in what is called *camerofis* ; when by any external violence, the upper table is separated from the under. In fractures, with contusion of the skull, the bruised part is to be rasped away ; and then the cure to proceed as in other fractures. In case of a depression of the skull, the trepan is to be applied as near as possible, with convenience, to the fractured bone ; after which the depress'd part is to be gently and gradually rais'd with the levator. And if a depression happen without a fracture, as we sometimes find it does in young and tender subjects, the trepan must likewise be used in order to its elevation. When fractures happen under the temporal muscles, the wound is to be dilated by incision ; the muscles themselves being, if possible avoided. After which, the bone is to be rasped, or the trepan applied, according as the fracture extends, or is supposed to extend, to both or only to one table. But the trepan, if possible, ought never to be applied to the futures, or on a de-



depending part, if the *meninges* be wounded ; no more than on the sinus of the eye-brows. But in other cases which admit thereof, the depending part appears to be the most eligible.

Before the operation is begun, the ears of the patient should be stopped ; then the trepan being applied to a depending part, if it be thought advisable, so that its teeth may not touch the fracture, and the point being fix'd, the operator is to proceed very gradually and gently, the upper part of the instrument being directed and sustained by the left hand, whilst it is turn'd with the right, till, by degrees, it cuts a circle on the skull. Then the central or middle point being taken out, or the trepan changed for one of the female kind, whose teeth have first been oil'd, the operation is to be prosecuted, removing the instrument every now and then, in order to clean its teeth, and the better to observe whether its motion in the skull were equal, steady, and circular. When by proceeding thus the teeth of the instrument shall at length appear to be bloody, 'tis a sign that they have reached to the second table ; after which time great caution must be used not to wound the *meninges*. As soon as ever therefore the part trepan'd begins to give way to the instrument, cease the operation, and gently elevate the round piece of the skull with the levator. Then by means of this aperture, made at a convenient distance from the disorder'd part, the depression, if there be any, may be commodiously raised by proper instruments, or the nature of the disorder that required the operation discovered. But where the fractured bone is not entirely to be taken away, the trepan, 'tis thought, may best be applied partly on the sound bone, and partly on the fracture it self. When the operation is



brought thus far, the edges of the *cranium* are to be smoothed, which were made rough by the action of the trepan. And if any dust of the bone or other matter should, during the operation, have fallen upon the *dura mater*, it must afterwards be wiped away either with a sponge or lint wrapped round the probe. And the same is to be understood of a collection of matter form'd under the *dura mater*. If a flux of blood should succeed upon the operation, let the parts be washed with red wine, moderately warm'd, to which a little vinegar may be added. If no putrefaction appears, it will be proper to dress with lenients: but if there be any concreted blood lodged in the part, vinegar may be mixed with other ingredients. If the *dura mater* be mortified, use deterfives for the dressings; but lenients are more advisable in general, or when no particular symptoms indicate the contrary. The following forms are serviceable.

The manner of  
dressing after  
it.

R *Mel. rosat.* ℥j. *resin. flav. terebinth. venet.*  
*spt. vin.* āā ʒij. *m. f. a.*

Or,

R *Ol. rosar. tinct. myrrb.* āā ʒß. *liniment. arcæi* ʒij. *pulv. croc.* ʒj. *m.*

Or,

R *Mel. rosat. syr. de absinth.* āā ʒß. *spt. vin. ol. hyperic. liniment. arcæi* āā ʒij. *pulv. myrrb. sarcocol.* āā ʒj. *croc.* ʒß. *m. f. a.*

These medicines are calculated to answer the several intentions at once; but the following seems to be still more general, and capable of serving the ends of a digestive, incarnative, astringent, preservative, &c. at the same time.

R *Spt. vin. com.* ℥j. *mel. opt. depurat.* ʒj. *myrrb. aloes* āā ʒiß. *sarcocol. mastich. croc.* āā ʒj. *sabin. flor. centaur. min. hyperic. rosar. rub.* āā ʒij. *sacchar. cand. rubr.* ʒj. *infunde simul in balneo maris,*



*riæ, & colaturæ adde terebinth. venet. ʒij. & fiat, ope caloris, solutio f. a.*

A piece of fine linen being dipt in such a balsam as this, and fastened to a thread, for the convenience of taking it out, may be applied warm to the *meninges*. But the size of it should be larger than the place trepan'd, that it may go a little under the edge of the *cranium*, to prevent the entrance of the air. Then the remaining part of the cavity may be filled up with dry lint. Dress the remaining part of the wound with *liniment. arcæi*, or a proper digestive, covering it over with a diachylon plaster, let down with a little oil of roses; and securing it by a proper bandage. The dressing may be repeated once or twice a day, as the symptoms indicate. If the *dura mater* be mortified, add to the ingredients already mentioned *mel. ægyptiac. sarcocol. acet. vin. alb. spirit. corn. cerv. sal. armoniac. &c.* at discretion. Whilst the part is dressing, the patient may breathe strongly, and incline or recline his head, in order the better to evacuate the *pus* or *sanies*; or the part may be gently washed with a sponge, or armed probe dipt in the following.

*R. Herb. sabin. centaur. minor. āa ʒij. myrrh. ʒiʒ. coque, lento igne, in vin. alb. q. f. & colaturæ ʒj. adde spt. vini ʒʒ.*

If a fungus happens to rise, it may be taken down with *pulv. sabin. præcipitat. rub. alumin. ust. &c.* sprinkled upon the part. But escharotics should not be long continued in this case, nor used in large quantities, for fear of causing dangerous symptoms. In other respects these cases are to be treated after the common manner of fractures and wounds; due regard being had to the part, and the particular diseases, whether convulsive, paralytic, apoplectic, &c. which, as symptoms, may attend them.



Fractures of  
the ossa nasi.

9. In *fractures of the bones of the nose*, the parts elevated above their natural level are to be depressed, and those sunk too low must be raised by means of a spatula, or other proper instrument. And after the reduction, the bones are to be preserv'd in their natural situation by means of a quill, anointed with *ol. rosar.* or the like, and put up the nostrils; the internal membrane thereof being defended against it by the interposition of a fine linen rag wrapped about the quill. After this apply on the outside a mixture of bole armeniac, the powder of red roses, dragons blood, &c. with the white of an egg, or any other proper restringent, or defensative liniment; covering the whole with a convenient plaster of *deminium*, or the like. The cure of this case, if the bone does not grow carious, is generally effected in the compass of ten or twelve days.

Of the jaw-  
bone.

10. *Fractures of the jaw-bone* are to be reduced by the fingers applied both internally and externally; tho' these alone sometimes proving insufficient for this purpose, two assistants manage the motion of the head, so as to cause a proper extension, whilst the operator reduces the fracture. If the lower jaw be broken, it must, when reduced, be kept suspended by means of a proper bandage, or other contrivance. The cure hereof is generally thought to be performable in twenty days.

Of the os hu-  
meri.

11. *Fractures of the os humeri* are reducible in the common or general method; a proper degree of extension being first made, and a motion both backwards and forwards; which likewise ought to be repeated in a gentle manner after the second dressing; otherwise the tendons in the joint of the elbow will be apt to contract, so as to render the natural extension of the arm difficult. In the intervals between the dressings, the arm is

to



to be inclined and kept steady to the breast, as is frequently order'd after phlebotomy. The bandage proper in this case is the same with that required in other common fractures. The cure hereof is generally thought performable in four and twenty days.

12. *Fractures of the claviculæ* are reducible by placing an assistant behind the patient, whose office it must be to pull him backwards, and with his knee to thrust him forwards, whilst the operator manages the fracture, and brings the bones to their natural state; in which they are to be secured with a corroborating plaster, &c.

13. *Fractures of the scapulæ* happening near the place where they join to the *os humeri*, are reduced by strong'y extending the arm, whilst the patient is held steady; after which the bone is to be re-placed, and a strengthening plaster applied. But if the bone be greatly shatter'd, 'tis first allowable, by means of a proper incision, to extract what splinters will easily come away, leaving the rest to nature. The time required for the cure of this case is undetermined, but does not often exceed forty days.

14. In *fractures of the radius or ulna*, the arm must be extended, and the part reduced as usual. The cure of a fracture in the *ulna* commonly requires more time than a fracture of the *radius*. In either case, after reduction, the arm must be placed towards the breast, and the motion now and then gently made upwards and downwards, as in case of a fracture of the *os humeri*. The time allotted for the cure is generally thirty days.

15. *Fractures of the sternum* are attended with an inequality of the part; which gives way to the pressure of the finger. The patient also is



usually affected with a cough, shortness of breath, and sometimes with a spitting of blood. In order to their reduction, 'tis common to lay the patient on a board with his face downwards; both his arms being at the same time stretched out: by which means, assisted with a proper pressure, the parts about the *thorax* will be dilated, and especially the *sternum*, so as possibly to effect its reduction; such a strengthening plaster of oxycroceum is afterwards to be applied, and the part kept warm.

*Of the ribs.*

16. In such fractures of the ribs as jut outwards, an equality of the part should be endeavoured by means of pressure and a moderate bandage. And before the application of any plaster, it might be proper to use inspiration in a greater degree than expiration. But when the rib is broken inwardly, the contrary course is to be taken, and expiration used more than inspiration. After which the patient may be laid with his sound side on a convex place, by which means the fractured rib will be in some measure elevated. There are some also who in this case advise the application of a strongly adhesive plaster to be pulled forcibly away at once, in order to raise the part of the rib which is sunk in. If by any thing of this kind the fracture happens to be reduced, 'tis generally cured within twenty days.

*Fractures of the vertebrae.*

17. If in *fractures of the vertebrae* the spinal marrow be injured, the patient seldom recovers; especially if the case be attended with an apoplexy, palsy, suppression of urine, or the like. Otherwise a simple fracture of the *vertebrae* is said to be readily cured by extension timely used: as is generally believed in that particular fracture hereof which we vulgarly term breaking the neck: unless this be no more than a luxation; which however cannot easily happen. But if the



*vertebræ* should be so shattered that the splinters thereof prick or wound the marrow, or adjacent parts, an incision must immediately be made, in order to extract them, if they will come away with tolerable ease. After this the wound is to be kept open, to wait the separation of the rest, or to see if they will unite again. If nothing irregular or extraordinary happens in this case, its cure is thought performable in about twenty days.

18. *Fractures of the os coccygis* are reduced *Of the os coccy-* by introducing the fingers into the *anus*; and se- *gis and sa-* cured by ordering a proper posture, and the ex- *crum.* ternal use of astringents, &c. In like manner fractures of the *os sacrum* must be reduced as soon as possible, for fear of the great injury that may, thro' delay, be done to the numerous nerves and considerable vessels of that part.

19. *Fractures of the os femoris* are to be treated *Of the os fe-* as those of the *os humeri*. But this bone being *meris.* naturally of a curved figure, 'tis easy to mistake its bend, or concavity and convexity, for a fracture. The cure hereof may be effected in thirty days.

20. *Fractures of the patella* will sometimes *Of the patella.* cause a continual lameness, as particularly when they are transverse. If they happen longitudinally they are to be reduced as other fractures, and secured by a proper bandage; the cure being usually finished in twenty days. But when the fracture is transverse, the action of the muscles inserted in the part prevents the union of the bone.

21. *Fractures of the tibia and fibula* require *Of the tibia* altogether the same treatment with those of the *and fibula.* *radius* and *ulna*. And in like manner are fractures in the bones of the fingers and toes to be reduced and secured.



SECT. VI. *Dislocations.**Definition.*

1. **A** *Dislocation*, otherwise called *luxation*, is the starting of the head of a bone from its own natural receptacle into another place.

*Cause.*

2. Dislocations may proceed either from external or internal causes; as falls, blows, &c. a relaxation or corrosion of the ligaments, &c. which being only partial, or eating away the socket of the head of any bone but in one place, and not all around, causes what is called a *subluxation* or disjunction of the bones. Sometimes children bring luxated joints into the world with them, either from an ill configuration of the parts, injuries received by the mother, or done in the time of delivery.

*Diagnostics.*

3. Luxations are known from a tumor or particular protuberance of the head of the separated bone, by raising up the skin and muscular flesh above its natural level, in the part not designed to receive it; and a hollowness or sinking in the place from whence it is started, perceivable by the touch. If there be a perfect luxation, the limb whereto the bone belongs is shortened; contrary to what happens when the ligament is only relaxed or too much distended. The motion of the part also is wanting; and the patient is sensible of great pain therein. The place also where the suppuration of two bones, before united, happens, is sometimes thicker than natural; as we find when the *clavicula* is disjoined from the *scapula*, &c. Luxations of the great bones are often attended with a paralytic disorder of the limbs.

*Prognostics.*

4. Luxations are more easily reduced in infants, and those of a lax habit of body, than in others; tho' the bones after reduction then keep their places with more difficulty. When a child

is



is born with luxated bones, of long standing in the *uterus*, the case is generally very difficult of cure, dangerous, and sometimes proves incurable. Old luxations are exceeding hard to reduce, and scarce ever attempted with success. A luxation of the *vertebræ* in the neck, near the head, is suddenly mortal, unless immediately reduced. Those of the lower *vertebræ* are dangerous, and the cure uncertain. In general the danger and difficulty attending luxations rise in proportion to the urgency and inveteracy of symptoms, such as pain, inflammation, mortification, &c.

5. The diet in case of luxations ought generally to be slender. Rest is to be indulged, and the part affected kept as much as possible from all kind of motion. *Regimen.*

6. All luxations ought to be reduced as speedily as possible; after which it may be proper to use phlebotomy, and opiates, as the symptoms require, in order to prevent a fever, stagnation of the blood in the part, and to procure rest. But when a bone has been long luxated, or an inflammation and swelling appear upon the part, emollient embrocations, fomentations, or cataplasms, should be first applied, to render the reduction more easy, and tolerable. All reductions are performed either by the hand alone, or by instruments, such as pullies or other obvious contrivances. Extension is previously necessary, as in case of fractures. In the operation great care must be had of distorting the muscles or bones, and of using so much violence as to break the sides of the cup or cavity that is to receive the head of the luxated bone; which might prove an incurable case, and leave the bone at every turn apt to slip out of its socket. If after the operation the patient is easier, and the limb affected resembles its fellow, as to length, thickness, &c. if motion be in some  
mea-



measure restored to the part, and the head of the bone be heard or felt to go into its socket, we may conclude that the reduction is perfect. After this the operator proceeds to mitigate the symptoms, as the inflammation and pain, by proper embrocations, or the like; and secures against a relapse by corroborating plasters, and a fit compress and bandage, as in case of fractures. And this is the usual method of treating luxations in general.

*Luxation of  
the cranium.*

7. There is a kind of luxation said to happen in the *cranium*, when the sutures fall not within, or ride over each other; which is a case formerly considered under the diseases of children, but somewhat hard to cure, otherwise than by direct force, whence they may be divided, and afterwards kept asunder by the use of a proper compress and bandage.

*Of the lower  
jaw.*

8. A luxation of the lower jaw sometimes happens from violent fits of laughter or yawning, as well as from external injuries; whereby the whole jaw being thrust forwards, the under row of teeth is shot out beyond the upper lip; the temporal muscle at that time becoming rigid. In this case the patient can neither swallow, speak, nor shut his mouth. If only one end of the jaw is dislocated, the forepart thereof is shot out only on one side, the other remaining unmoved. The cure hereof is not at all difficult, if seasonably undertaken; but if long delayed, bad symptoms, such as the palsy, &c. may happen. In order to the reduction, the thumbs are immediately to be put into the patient's mouth; whilst, with the fingers on the out-side, the proper motion is made for that purpose. In the mean time the temples may be embrocated with emollient mixtures or liniments; and the part after reduction fomented with a mixture of oil of roses, vinegar, and the white of an egg. If the jaw be  
luxated



luxated only on one side, it must be directed the contrary way, in the manner already mentioned; then pressing the luxated part downwards, make a moderate extension, after which, by raising the fore-part upwards, the head of the bone will be made to fall into its cavity. But if after the reduction the jaw shall appear to be weak, it may easily be sustained by a proper bandage.

9. When the *os humeri* is luxated downwards, the head of the bone may be felt hard and round in the *axilla*; the patient's elbow will hang from his side, and the other common symptoms of a luxation be manifest. This luxation is seldom so well reduced as that the use of the arm remains quite free and easy. When this case proceeds from a relaxation of the tendons, the part is generally emaciated. The methods of reduction here are various. *Of the os humeri.*

1. In children, and people of a tender constitution, 'tis sometimes sufficient to bring the bone first forwards, then upwards, and lastly to slip it into its socket. *The various ways of reducing it.*

2. But 'tis esteemed a more certain way to place the patient on the ground, with an assistant sitting close at his back; then the arm being extended, another assistant is to place himself on the outside of the *cubitus*, whilst a third holds his hand strongly under the *axilla*, to give the operator the advantage of replacing it as with a prop'd lever. For now the assistants all proceeding together, the first presses down the *scapula*, the second places his knee on the outside of the *cubitus* to keep it steady, and the third holds his hand, with the fingers shut, in the *axilla*, whilst the operator forcibly pulls the arm of the patient at the hand; so that the luxated bone is brought forward, and raised with its head somewhat above the receiving cavity, and at the same time pulled a little backwards by the action



action of the muscles, whence it is easily reduced by the hand of the operator.

3. But a still more usual and approved way is to place the patient on the floor; the operator sitting opposite to him, and an assistant sitting behind the patient, and taking hold of the two ends of a strong fillet, belonging to a ball fixed under the arm-pit, in order to keep it tight. Things being thus ordered, the operator with both his hands takes hold of the luxated arm, and places his heel in the *axilla*; then another laying hold of the other hand, and pulling it downwards, the operator in the mean time presses the bone into its socket.

4. A fourth method consists in making use of a ladder, which being conveniently fixed, the patient ascends some steps thereof, so as to lean both arms over its top round, which is covered with a cloth; whilst an assistant on the other side takes hold of one hand, and another of the other, which they hold very tight, and in the mean time the patient slips his feet from off the ladder, by which means the luxation is reduced.

5. There is a fifth way, in which the patient stands upon a low chair, leaning the luxated arm over another's shoulder, who at the same time takes strong hold of him by the hand, and inclines his arm to his breast; upon which the chair being suddenly slipt away from under the patient's feet, the weight of his body in the shock reduces the luxation.

6. The last method we shall mention requires the assistance of a convenient pole or other support, with a round prominent top, of such a height that it may be exactly placed under the head of the luxated bone. This pole being fixed and supported by the assistants, the patient rests his arm over it, with the prominent part under his arm-pit, which



which is strongly prest against it by an assistant drawing his arms towards the ribs; in the mean time the operator, who stands behind him, presses down the scapula, and secures the head of the bone in its cup. Some for this purpose make use of a pulley.

10. *Luxations of the cubitus* may happen either forwards or backwards, outwards or inwards; sometimes the *radius* also follows; which happening, is easily perceivable to the touch. *Of the cubitus.* If the luxation happen forward, the arm is rendered shorter, cannot be bent, and the protuberance is external, and the cavity internal. If backward, it cannot be extended; and the other symptoms just mentioned happen in a contrary order. To reduce it, a pretty strong oblique extension is to be made; a thick compress being placed in the bend of the elbow, and over that a roller in the form of a girt with a stirrup. The operator, during the time that the extension is made, places his foot in the stirrup, by means whereof, and his hands, he reduces the fracture. In young persons and those of a tender habit, where the luxation is yet recent, the assistance of the hand alone may suffice for this purpose; as also for other cases of luxation in the *cubitus* or *radius*.

11. *Luxations of the vertebræ* of the neck, when they happen outwardly, are to be reduced by seating the patient as low with his back as possible, and pressing with the knees upon his shoulder, whilst a gentle extension is made by both hands applied to the patient's head; so as by that means to replace the *vertebræ*. *Of the vertebræ of the neck.* And in order to reduce outward luxations of the *vertebræ* of the back, the patient is to be laid upon his belly, whilst the proper extension is made by two assistants, the one above and the other below the luxation, either with the hands, or by means of a suitable ligature with pulleys.



*Of the carpus.* 12. *Dislocations of the carpus* may be as various as those of the *cubitus*, but that which happens the most frequently is forwards. They all may be known in the same manner as those of the *cubitus*; due allowance being made for the difference of place. In order to reduce a luxation of the *carpus* that is forwards, lay the hand upon a table or other convenient place, with its inside uppermost; then by means of extension, and a moderate pressure, the end of the bone may be slipped into its cavity; where it must be secured by a proper bandage, &c. In like manner may luxations of the *metacarpus* and *metatarsus* be reduced.

*Of the os femoris.*

13. The *os femoris* is frequently dislocated inwards, sometimes outwards and forwards, and but rarely backwards. In case of an inward luxation hereof, the leg of the side where it happens is shorter than the other; and the head of the bone becomes prominent near the groins. When 'tis luxated outwards, the feet, &c. are turned inwards. If forwards, there happens a suppression of urine; the groin swells, and the *nates* appear wrinkled; the leg is bent with difficulty, and the thigh continues much of the same length with the other. This kind of luxation will sometimes restore itself by degrees; but then perhaps be attended with a small degree of lameness during life. If the luxation happens backwards, the leg cannot be extended, nor the heel suffered to touch the ground; the thigh becomes shorter than usual; a cavity is perceivable in the groin; and a protuberance may be felt in the *nates*, where the head of the bone is lodged. The pain and other symptoms will generally disappear, tho' the thigh-bone be not reduced; the patient however will remain lame, and the limb of little use. And even after reduction, unless the subject be



be young, and the luxation recent, the cure is seldom completed, unless the patient be for a long time confined to his bed, without using any considerable motion; for upon hanging down the leg, or the slightest exercise, the head of the bone generally falls from the socket. If the dislocation be recent, the patient young, and of a tender habit of body, let a moderate extension inclining to the sound leg be made, by two assistants, the one standing above, and the other below the luxation; then suddenly forcing the patient's knee up towards his belly, the head of the bone may at the same time be pressed back into the *acetabulum* or cup. But in robust constitutions, where the luxation hath been of long standing, the patient may be laid with his back flat upon a table spread with bolsters, and having in its middle a strong pin of wood or the like, to be directed to the part of the *inguen* against which it is to press, a thigh-bolster being interposed. Then two assistants making the proper extension, the one pulling the patient under the arm-pit, and the other a little above the knee of the same side, but obliquely towards the unaffected leg, the head of the bone will by this means be forced into its place. But if the hands alone are insufficient for this purpose, wrap a strong roller two or three times round a thick compress, which being applied to the head of the bone, and fastned to a cord, running in a pulley, may, while the extension is in hand, be made forcibly to replace the head of the bone. When the dislocation happens forward; the patient being laid on the unaffected side, a strong extension is to be made in order to its reduction, which may be effected with the hands. But when it happens backwards, the patient should be made to lie on his face, whilst by means of



a strong extension and the pressure of the hand or knee, the bone is freed into its cup.

*Of the ribs.*

14. When a rib is luxated, and remains unreduced for any considerable time, it usually causes violent symptoms, and sometimes death it self; especially when the dislocated end flies inwards. If the luxation happens in this manner, the patient is to be suspended with his arms over the top of a door; and so the rib is to be reduced. But if the rib be luxated downwards, he should sit in a stooping posture, with his hands upon his knees, during the time of reduction. When the dislocated end flies inwards, it is apt to prove mortal, unless by the means of cupping-glasses, adhesive plasters, or the like, applied to the part, it can be reduced or forced outwards.

*Of the os sacrum.*

15. Luxations of the *os sacrum* are reducible by inserting the fingers of one hand into the *anus*, and giving the necessary motions to the part with the other, externally, as the nature of the case may require.

*Patella.*

16. When the *patella* is luxated downwards, the patient by standing erect may reduce it to its place. But both this and other cases of the knee, require no particular management different from what is said of luxations in general.

*and ancle.*

17. The ancle is capable of four kinds of luxation. If the luxation be inward, the sole of the foot turns outward, and *vice versa*; if forwards, the *tendo achilles*, or great tendon of the heel, becomes rigid, and the foot appears to be shrunk. If backwards, the heel seems to be drawn that way, and the foot seems longer. These are to be reduced by extension, like other luxations; after which the patient should be confined to his bed, for a month or six weeks, to prevent a relapse.

18. Be-



18. Besides the luxations hitherto insisted on, *Luxations from laxity.* there is a particular species, proceeding from laxity, which are generally only partial, and ordinarily proceed from internal causes, as the rickets in children, the king's-evil, tumors happening on the heads of bones, impostumes, &c. This kind of dislocation is known from the ease wherewith they are reduced, and the difficulty with which they are retain'd, or the bones secured in their places. The part subject to such a dislocation is rather weak than painful, motion is in some measure lost thereto; a hollowness is perceivable all round the joint, if the bone be not inclined to either side; and in time the limb is generally emaciated. The cure of this species of luxation is uncertain; especially when of long standing, or attended with impostumation, paralytic disorders, carious bones, or the like. Such internals are here required as tend to rectify the depraved constitution, or take off the corrosiveness of the juices which occasion the disorder. During the use hereof, emollient fomentations, cataplasms, &c. may be applied, to cause a resolution or perspiration of the humor affecting the ligaments, joints or tendons. The medicines useful in this case are those of the restraining kind; such as *bol. armen. acet. balaust. bacc. myrt. nuc. cypress. sanguis dracon. album. ovi, ol. rosar. rub. camphor. spt. vin. &c.* which may be made into fomentations, cataplasms, unguents, plasters, &c. Or, in general, such medicines may be here used as stand under the head of œdematous tumors. But above all, a powerful astringent and corroborating plaster should be long worn, with a proper bandage. When the apophysis of a bone is separated from the bone itself, the case is reckoned incurable. If a dislocation be attended with a fracture, the former is first to be

A a a

re-



reduced. A bare wrench or gaping of the bones is cured by the external use of restringents, pressure, and a tight bandage. But unctuous medicines are, as much as possible, to be avoided in dislocations, because they relax the tendons, and prolong the cure.

## F I N I S.







# INDEX.

## A.

<b>A</b> Bortion, its symptoms, cause, method of treatment, &c.	482-484
Abscesses, their cure	531
Agues, their kinds, cause, cure, and consequences	139, 132, 412
Ægylops, its cause, cure, &c.	45-47
<i>Affectio hypochondriaca</i>	322-326
After-pains, their cure	529
Albugo	40
Amputation, how perform'd	688
Anchylops	45
Angina, its cause, difference, cure, &c.	82-87
Aneurisms, their cause, cure, &c.	604-607
Ani procidentia	287-530
Anodynum externum	15-127
Anorexia, its cause, cure, &c.	172-176
Apepsia, its cause, cure, &c.	176-179
Apoplexy	18
<i>Apozema antiarthritic.</i>	395
<i>antihysteri.</i>	428
<i>ad diabetem</i>	257
<i>diuretic.</i>	368
<i>emmenogogic.</i>	418
<i>styptic.</i>	371
	Ascites



# I N D E X.

Ascites	277
Asthma	98, 105, 125, 127
<i>Aqua invigorans</i>	456
<i>limacum</i>	622

## B.

<i>Balsamum hæmorrhoidale</i>	284
<i>nervinum</i>	667-668
<i>vulnerarium</i>	671, 672, 700, 701
Bearing-down of the <i>matrix</i>	470
Births, natural	485
difficult	495-506
unnatural	507-513
Bite of a mad dog	195-686
of a viper	193-687
of a tarantula	197
Blasts	165
Bleeding at the nose	358-363
at the gums	371-372
<i>Bolus alexipharmic.</i>	192-193
alterans	451
anodyn.	33, 214, 215, 225, 231
antikysteric	428
antiarthritic.	385, 386, 387, 397, 398, 403
antiepileptic.	504
anticolic.	223, 226
antiemetic.	183
antirheumatic.	398-399
antiscorbutic.	405
astringens	116, 129, 186, 207, 208, 215, 217, 287, 313, 365, 374, 450, 595
balsamic.	83, 92, 93, 99, 100, 108, 294, 593, 596
balsamico-astring.	214, 378, 379, 419
balsamico-diaphoretic.	593
cardiac.	147, 149, 164, 169, 402
carminativ.	224-226
carminativo-purgans	222
ad casum	594
cephalic.	4
corroborans	483
detergens	218
diaphoretic.	24, 32, 124, 170
	diuretic.



# I N D E X.

<i>diuretic.</i>	270
<i>emetic.</i>	296-402
<i>emmenogogic.</i>	130, 417
<i>febrifugus</i>	225, 226
<i>hysteric.</i>	500, 521
<i>hysteric-astring.</i>	521-522
<i>invigorans</i>	455
<i>nephritic.</i>	243, 246, 248
<i>nephritico-purgans</i>	242-245
<i>pacific.</i>	283
<i>pectoral.</i>	107, 108
<i>perspirativ.</i>	319, 350, 407
<i>preparative</i>	35-44
<i>purgans</i>	36, 100, 101, 113, 202, 293
<i>ad scabiem</i>	331
<i>ad singultum</i>	130
<i>stomachic.</i>	177, 178, 183
<i>stomachico-astringens</i>	185
<i>styptic.</i>	361, 364, 370
<i>sudorific.</i>	493
Breasts, their diseases	532-542
Breath fetid	77
Bruises in children	544
Buboes, pestilential	110-172
venereal	307-310
<i>Bulimia</i>	179
Burns	351-354

## C.

<i>Cæsarian operation</i>	515-516
Calenture	413-414
Cancerous tumors and ulcers	626, 634, 447, 451
Carbuncles	172
<i>Caries</i>	639-654
Caruncles, venereal	302
Carus	8
Catalepsis	8
Cataphora	8
<i>Cataplasma anodyn.</i>	356
<i>antiarthritic.</i>	388, 390, 391
<i>antielmintic.</i>	237
<i>anodyn.</i>	81



# I N D E X.

<i>astringens</i>	603-671
<i>discutiens</i>	156, 298, 581, 611, 612
<i>emolliens</i>	527-298
<i>febrifug.</i>	134
<i>ad hydropem</i>	274-275
<i>nephritic.</i>	243
<i>hæmorrhoidale</i>	284
<i>ad herniam</i>	281
<i>mamillare</i>	534
<i>ophthalmic.</i>	38-53
<i>repellens</i>	577
<i>suppuratorium</i>	76, 86, 301, 305, 584, 624, 631
Cataract	41-45
Catarrh	31-34
Catoche	8
Catochus	8
<i>Ceratum antiarthritic.</i>	393
<i>hæmorrhoidale</i>	285
<i>ad lepram</i>	235-236
<i>Cerevisia antiscorbutic.</i>	320
<i>Cestus invigorans</i>	459
Chaps in the skin	345-347
<i>Chocolata restaurans</i>	112
Chicken-Pox	160
Children, their postures in delivery	507-513
their diseases	561-562
Chilblains	357
<i>Chlorosis</i>	431-435
<i>Cholera morbus</i>	187-190
<i>Cingulum mercuriale</i>	333-336
<i>Collyrium detergens.</i>	37, 43, 53, 120
<i>discutiens</i>	52
<i>refrigerans</i>	37-43
<i>restringens</i>	39, 47, 51, 53
<i>sanans</i>	52-53
<i>siccum</i>	42
Coma	8
Colic	216-227
Coalition of the eye-lids	55
<i>Cæliaca passio</i>	216
<i>Condylomata</i>	612
Consumption	109-116
Contusions	592-599
	Con-



# I N D E X.

Convulsions	13, 14, 15, 522, 523
Cornea ruptured	54
Corns	636
Costiveness	213, 214, 413, 414, 465, 466
Cordee	296
Coryza	56-58
Cough	106, 109, 127
Cramp	16
<i>Crystæ</i>	612
Crystallines, venereal	303
<i>Cucupha aromatic.</i>	5

## D.

Dead child to bring away	502
Deafness	77-82
<i>Decoctum antiarthritic.</i>	403
<i>antistheric.</i>	205
<i>astringens</i>	206, 315, 316
<i>balsamic.</i>	265
<i>carminativ.</i>	225, 227
<i>ad diabetem</i>	257
<i>diuretic.</i>	293
<i>febrifug.</i>	135, 136
<i>nephritic.</i>	223, 224, 245, 246
<i>pectorale</i>	33, 93, 101, 107, 108, 594
<i>styptic.</i>	370
<i>sudorific.</i>	309
Delirium	153
Delivery, how perform'd	487, 488, 507, 516
the various forms thereof	507-516
the instrumental method of it	514-516
disorders consequent upon it	514-515
the injuries commonly done it	527-529
<i>Dentifricum</i>	71, 72
Dentition	13, 16, 554
Diabetes	256
Digestives	644
Diarrhoea	128, 205, 210, 412, 465, 553, 554
Difficulty of urine	472, 473
of respiration	473
Dislocations	706, 716
of the <i>cranium</i>	701



# I N D E X.

of the os humeri	702
cubitus	711
vertebræ	ibid.
carpus	712
os femoris	ibid.
ribs	714
os sacrum	ibid.
patella	ibid.
ankle-bones	ibid.
from laxity	715
Dropfy	130, 267, 279, 469, 470
Dysentery	210, 212
Dyspnœa	98-106
Dysury	131, 261, 262

## E.

Ears, their disorders	77, 82
<i>Electuarium anti-asthmatic.</i>	104, 105
<i>anticteric.</i>	202
<i>antiparalytic.</i>	19
<i>antihysteria.</i>	427
<i>antirheumatic.</i>	407
<i>antiscorbutic.</i>	320, 409
<i>aperiens</i>	84
<i>astringens</i>	115, 208, 211, 221, 295, 286, 287, 316, 365, 366
<i>balsamic.</i>	115, 195, 174, 594
<i>balsamico-astring.</i>	370, 371, 438
<i>balsamico-diuretic</i>	295
<i>chalybeato antiarthritic.</i>	398
<i>cardiac.</i>	413
<i>cephalic.</i>	6, 25
<i>cephalico-chalybeat.</i>	29
<i>detergens</i>	113, 218
<i>edulcorans</i>	630
<i>edulcorans ad lepram</i>	335
<i>ad diabetem</i>	257, 267
<i>emmenogogic.</i>	417, 434
<i>febrifug.</i>	133, 135, 136, 137, 138, 411
<i>ad hydropem</i>	272
<i>invigorans</i>	454, 455

ne-



# I N D E X.

<i>nephritic.</i>	248
<i>peptic.</i>	178
<i>pectorale</i>	33, 108
<i>purgans</i>	291, 292, 293, 308
<i>ad rabidorum morsum</i>	196
<i>restaurans</i>	114, 115
<i>solutiv.</i>	213, 284, 285, 466
<i>stomachic.</i>	367
<i>ad strumas</i>	620, 621
<i>Embrocatio antiarthritic.</i>	387, 388, 390, 391
<i>antiemetic.</i>	184
<i>antiphlogistic.</i>	349, 391
<i>ad contusa</i>	548
<i>discutiens</i>	582, 597, 610, 611, 646, 650
<i>stomachalis</i>	185
<i>Emplastrum adhæsiv.</i>	663
<i>anodynum</i>	94
<i>antiarthritic.</i>	388, 389, 390, 391, 393, 403
<i>antiasthmatic.</i>	104
<i>antirheumatic.</i>	407
<i>antiparalytic.</i>	20
<i>astring.</i>	377
<i>cephalic.</i>	25
<i>corroborans</i>	439, 464, 484
<i>defensiv. cum succis</i>	599
<i>discutiens</i>	97, 546, 582, 612, 617, 629, 638
<i>emolliens</i>	632
<i>febrifug.</i>	135
<i>gutturale</i>	86
<i>mamillare</i>	533, 534
<i>hæmorrhoidale</i>	285
<i>ad herniam</i>	281
<i>ad hydropem</i>	280
<i>hypochondriac.</i>	325
<i>odontalgic.</i>	74-75
<i>repellens</i>	578
<i>stomachale</i>	15, 177, 184, 128
<i>ad strumas</i>	623, 624
<i>suppedale</i>	125
<i>suppuratorium</i>	583
<i>ad vermes</i>	237
<i>Emulsio antiasthmatic.</i>	102
<i>antidiuretic.</i>	131
	bal.



# I N D E X.

<i>balsamic.</i>	361
<i>cephalic.</i>	25
<i>detergens</i>	114
<i>nephritic.</i>	246
<i>pectoralis</i>	93
<i>refrigerans</i>	70, 293, 431
<b>Empyema</b>	95, 98, 676
<b>Encanthis</b>	47
<b>Enema anodynum</b>	189, 211, 214, 215, 312
<i>anticolic.</i>	221
<i>astring.</i>	14, 129, 374
<i>carminativ.</i>	221
<i>cephalic.</i>	4
<i>detergens</i>	218
<i>emmenogogic.</i>	418-419
<i>emolliens</i>	231
<i>febrifug.</i>	139
<i>hysteric.</i>	423, 424, 480
<i>laxans</i>	15, 361, 284, 285, 365
<i>nephritic.</i>	247
<i>purgans</i>	9, 18, 93, 221, 231, 361
<i>ad vermes</i>	236
<b>Epilepsy</b>	9-16
<b>Epinyctis</b>	599-600
<b>Epiphora</b>	39
<b>Eruptions</b>	562
<b>Erysipelas</b>	350, 351
<b>Excoriations</b>	561-562
<b>Exostoses</b>	307
<b>Expressio antiasthmatic.</b>	101
<i>antipleuritic.</i>	93, 94
<i>ophthalmic.</i>	38, 44, 45

## F.

<b>False-conceptions</b>	477-480
<i>Fames canina</i>	179
<b>Fevers, simple and compound, their kinds, cures, &amp;c.</b>	120-133
<i>Fici</i>	613, 409, 410
<b>Fistula in ano</b>	288, 652
<b>Fistula lachrymalis</b>	45
<b>Fistula's</b>	652
<b>Fla-</b>	



# I N D E X.

Flatulent tumors	615
Flooding	475, 516
<i>Fluor albus</i>	435-440
Fœtus dead in the uterus	496, 397
Freckles	339-340
<i>Fotus antiarthritic.</i>	388, 389, 393
<i>antielminthic.</i>	236
<i>antiphlogistic.</i>	446
<i>antiemetic.</i>	184
<i>astringens</i>	281, 374, 377, 551, 603, 613, 614
<i>auricularis</i>	81
<i>discutiens</i>	58, 156, 298, 301, 325, 529, 537, 542, 549, 559, 581, 611, 629
<i>emolliens</i>	61
<i>emmenogogic.</i>	419
<i>hæmorrhoidalis</i>	283
<i>ad herniam</i>	281
<i>ad hydropem</i>	234
<i>hystericus</i>	423
<i>ad lepram</i>	337, 338
<i>ad sphacelum</i>	450, 480
<i>suppuratorius</i>	583
Fractures simple and compound	690-705
<i>Furor uterinus</i>	429-431
<i>Fumus antiarthritic.</i>	396
<i>cephalic.</i>	32

## G.

Ganglions	613
Gangrenes	451, 452, 681, 690
<i>Gargarisma detergens</i>	66, 67, 68, 85, 307, 312, 558
<i>pectoral.</i>	85
<i>refrigerans</i>	<i>ibid.</i>
<i>restringens</i>	67, 69, 73, 87
<i>Gelatina artiparalytic.</i>	18
<i>astringens</i>	210, 211,
<i>restaurans</i>	112
<i>Glans antielminthic.</i>	236
<i>astringens</i>	374
<i>solutiv.</i>	214
<i>Glaucoma</i>	48, 49
Gleet	314, 316
<i>Gonorrhœa virulent.</i>	289-315
	Gout



# I N D E X.

Gout	379-400
Gripes	551-553
Gravel	238-256
Grubs	341
Gummata	307
Gutta serena	43-45
Guttæ antiasthmatic.	102, 104
anticolic.	226
antipleuritic.	73
antihysteric.	428, 431, 500, 513, 524
antiscorbutic.	409
astringentes	208, 440, 506, 595
balsamicæ	218
cardiac.	125, 165, 193, 385, 398, 492
cephalic.	6, 13, 20, 28
cephalico-anodyn.	33
cephalico-chalybeat.	29
detergent.	97, 120
emmenogogic.	418, 434
ad hydropem	272
invigorantes	455, 456
ad lepram	336
refrigerantes	70, 127
stomachic.	174, 175, 179

## H.

Hair, to take off, and cause to grow	348, 349
Hæustus anodyn.	24, 75
antiemetic.	183, 189, 232
antihysteric.	386, 420, 424, 430, 497, 499
antipleuritic.	93
astringens	207, 209
balsamico-astringens	116
cardiac.	118, 147, 179, 194, 328, 594
carminativ.	224
cephalic.	3
diaphoretic.	25
diuretic.	270, 272, 319
emetiv.	385
emetico-purgans	231
emmenogogic.	416, 434
hypnotic.	273
nephritic.	



# INDEX.

<i>nephritic.</i>	241, 243, 244, 248
<i>pacific.</i>	402
<i>paregoric.</i>	124, 125, 154, 183, 413, 492
<i>pectoral.</i>	32, 84, 92, 100, 107
<i>perspirativ.</i>	328
<i>purgans</i>	165, 385, 413
<i>refrigerans</i>	230
<i>styptic.</i>	359, 361
<i>sudorific.</i>	169
<i>ad venenatorum morsus</i>	194
Hæmorrhages	129, 319, 357
Hæmorrhoidal flux	372, 374, 474, 529
Hæmorrhoids	282, 286
Head-ach	23-26
Headmouldshot	560
Heart-burn	190, 191
<i>Hemiplegia</i>	17
Hepatic flux	215
<i>Hernia's</i>	279, 282
<i>Hernia varicosa</i>	604
Herpes	607, 608
Hiccup	130, 191, 193
<i>Hordeolum &amp; Grando</i>	55
<i>Hydrocephalum</i>	273
<i>Hydrophobia</i>	175-197
<i>Hydrops pectoris</i>	274
<i>Hypochondriac disorders</i>	322
<i>Hypopyon</i>	52
Hysterical passion	420-429
I.	
Jaundice	132, 200, 204
<i>Iliaca passio</i>	229, 233
<i>Impostumation</i>	583, 586, &c.
Infants, their diseases	544-571
Incontinence of urine	469, 470
Inflammations	347, 350
Inflammation of the reins and bladder	261, 263
of the stomach	186, 191
<i>Infusio antiemetic.</i>	201, 202
<i>antiasthmatic.</i>	105
<i>antiæteric.</i>	202
<i>anticolic.</i>	225, 227, 228
<i>antikysteric.</i>	427
	411-



# INDEX.

<i>antiparalytic.</i>	19
<i>balsamic.</i>	212
<i>cardiac.</i>	117, 140, 148, 149, 164, 171, 312, 330, 456, 483, 501, 552
<i>carminativ.</i>	228
<i>cephalic.</i>	28
<i>corroborans</i>	550
<i>diaphoretic.</i>	170
<i>diuretic.</i>	130, 558
<i>emmenogogic.</i>	130
<i>febrifug.</i>	35, 136, 410
<i>ad hydropem</i>	201, 202
<i>paregoric.</i>	153
<i>pectoral.</i>	109, 137
<i>stomachic.</i>	175, 176, 179, 183, 232
<i>Injeētio anodyn.</i>	59, 60
<i>antihysteric.</i>	430, 431
<i>astringens</i>	61, 443, 517
<i>auricular.</i>	78
<i>ad cancrum</i>	298
<i>balsamic.</i>	316
<i>detergens</i>	97, 265, 440, 450, 537, 538, 555
<i>emolliens</i>	291, 292, 297, 446
<i>emmenogogic.</i>	420
<i>invigorans</i>	458
<i>ad sphacelum</i>	298, 450
<i>styptic.</i>	518, 523, 528
<i>Inoculation of the small-pox</i>	157
<i>Intermitting fever</i>	133
<i>Iscuria</i>	258
<i>Itch</i>	330, 331
<i>Fulap. anodyno-stomachic.</i>	365
<i>astringens</i>	257, 365, 438, 454, 503, 523
<i>antiarthritic.</i>	321
<i>antihysteric</i>	417, 422, 427, 490, 499, 512, 521
<i>antiscorbutic.</i>	384
<i>balsamic.</i>	378, 596
<i>cephalic.</i>	6, 13
<i>diuretic.</i>	311, 571
<i>invigorans</i>	455
<i>nephritic.</i>	244
<i>pectorale</i>	93, 100
<i>refrigerans</i>	70
	<i>styptic.</i>



# I N D E X.

*styptic.* 362, 365, 369  
*Fusculum restaurativ.* III

## K.

*Kibes* 356  
*King's evil* 617, 626

## L.

*Laudanum antiasthmatic.* 103, 104  
*Leprosy* 334, 339  
*Lethargy* 8  
*Ligaments of the uterus relaxed* 441-444  
*Lientery* 216  
*Linctus anodyn.* 490  
     *antiasthmatic* 102, 104  
     *antipleuritic* 94  
     *antirheumatic.* 406  
     *balsamic.* 101, 224  
     *nephritic.* 245  
     *solutiv.* 15  
*Liniment. anodyn.* 15, 76, 94, 197, 296, 342, 356  
     *ad ambusta* 352, 353  
     *antiparalytic.* 20  
     *antiphlogistic.* 533  
     *carminativ.* 325, 327  
     *corrosiv.* 63  
     *cosmetic.* 340, 342, 343, 345  
     *detergens* 299, 537, 539, 624, 631, 632  
     *discutiens* 582, 597, 611, 629  
     *emolliens* 85  
     *ad fissuras* 345  
     *hysteric.* 480  
     *invigorans* 457  
     *ad hydropem* 241  
     *nephritic.* 241  
     *ad lepram* 338  
     *ad scabiem* 309, 332  
     *ad rachitidem* 567  
     *sanans* 540, 541, 590, 646  
     *suppuratorium* 171, 172  
     *ad vermes* 236, 237  
*Liquor. balsamic.* 293  
     *ad*



# I N D E X.

<i>ad hydropem</i>	269
<i>nephritic.</i>	241
<i>purgans</i>	85, 213, 319, 628
<i>refrigerans</i>	430
<i>styptic.</i>	360
<i>Lochia immoderate</i>	522
to promote	491
suppress'd	519
<i>Lotio antiphlogistic.</i>	534
<i>cosmetic.</i>	341, 342
<i>corrosiv.</i>	63, 64, 302
<i>detergens</i>	446
<i>emolliens</i>	497, 599, 608
<i>ad scabiem</i>	332
<i>Longing in women</i>	464
<i>Lues venerea</i>	307-316

## M.

<i>Madness</i>	26-29
<i>Malacia</i>	181
<i>Measles</i>	160, 162
<i>Menses immoderate</i>	374, 376
in the time of pregnancy	475
obstructed and suppress'd	413, 420
<i>Milk in the breasts of children</i>	549
<i>Milk to discuss</i>	544, 545
<i>Mixtura anodyna externa</i>	15, 127, 197, 198
<i>antiarthritic. extern.</i>	386
<i>anticolic.</i>	220
<i>antiemetic.</i>	15, 128, 183, 550, 551
<i>astringens</i>	15, 128, 186, 208, 313, 315, 461, 483, 486, 501, 523, 552
<i>auricular.</i>	79, 80, 81, 82
<i>balsamic.</i>	217, 596
<i>ad cariem</i>	647
<i>carminativ.</i>	224, 225
<i>cephalic. extern.</i>	15, 128
<i>discutiens</i>	97
<i>expectorans</i>	102
<i>febrifug.</i>	135, 140
<i>hysteric.</i>	423
<i>odontalgic.</i>	73
	<i>pacific.</i>



# I N D E X.

<i>pacific.</i>	555
<i>purgans</i>	201, 567
<i>purgans ad meconium</i>	235
<i>repellens</i>	578
<i>sanans</i>	644, 645
Moles	478, 482
<i>Morphew</i>	340
<i>Mucilago antipleuritic.</i>	94
<i>ad fissuras</i>	540
<i>nephritic.</i>	247
<i>refrigerans</i>	84, 131
<i>Mydriasis</i>	50-52
<i>Myopia</i>	49

## N.

<i>Nates</i> , their cure	613
<i>Nausea</i>	173
Necklaces to promote dentition	16
Night-mare	326
Nocturnal pains	307
<i>Noli me tangere</i>	65-66
Numbness	22
Nurse, how to choose one	561, 562

## O.

<i>Odoramentum antihysteri.</i>	425, 426
Oedematous tumors	609, 615
<i>Ophthalmia externa &amp; interna</i>	34, 36, 127
<i>Orthopnea</i>	98-106
<i>Ozæna</i>	59-60

## P.

Palpitation of the heart	119
Palsy	17-22
Pains in pregnancy	467
<i>Paraphimosis</i>	298
<i>Paraphrenitis</i>	90-95
<i>Paraplegia</i>	17
Parapoplexy	8
<i>Parotides</i>	171
<i>Paronychia</i>	355



# INDEX.

<i>Pediculi inguinales</i>	347
<i>Phimosis</i>	295
<i>Phlegmons</i>	348, 350
<i>Phthisis</i>	108, 116
<i>Phrenitis</i>	29, 30
<i>Phlyctenæ</i>	54
<i>Perinæum rent.</i>	255
<i>Peripneumonia vera &amp; notha</i>	87-90
<i>Perpiration obstructed, and immoderate</i>	327
<i>Perversio uteri</i>	441, 444
<i>Pessaria emmenogogic.</i>	420
<i>invigorantia</i>	461
<i>uterina</i>	480, 481
<i>Phyma &amp; Phygethlon</i>	600, 601
<i>Pica</i>	181
<i>Pilulæ anodyn.</i>	32
<i>anodyn. purgant.</i>	33, 232
<i>antiæteric.</i>	202, 203, 205
<i>antiarthritic.</i>	395, 396
<i>antiasthmatic</i>	104
<i>anticolic.</i>	
<i>antibysteric.</i>	427, 431
<i>astringent.</i>	211, 316
<i>balsamic.</i>	596
<i>balsamico-astringent.</i>	438, 439
<i>corroborant.</i>	281, 282
<i>detergent.</i>	97, 120, 265
<i>ad diabetem</i>	257
<i>edulcorant.</i>	335
<i>emmenogogic.</i>	415, 416, 417, 436, 620
<i>carminativ.</i>	222, 226
<i>diaphoretic cephalic.</i>	32
<i>nephriticæ</i>	244, 245, 246, 249
<i>odontalgic.</i>	74
<i>panchymagogic.</i>	270
<i>purgant.</i>	10, 11, 24, 31, 32, 92, 93, 165, 174, 190, 231, 290, 293, 610
<i>purgant. ad hydropem</i>	269, 270
<i>terebinthinat.</i>	217
<i>ad scabiem</i>	331
<i>solutiv.</i>	213
<i>stomachic.</i>	178
<i>ad vermes</i>	237
<i>Pimples</i>	341
	Plague



# I N D E X.

Plague	166, 172
Pleurisy, true and bastard	90-95
Poisons, their cure	193, 180
<i>Polypus</i> in the heart	119, 120
<i>Polypus narium</i>	60-64
<i>Polypus &amp; sarcoma</i>	60-65
<i>Potio antiarthritico-purgans</i>	395, 396
<i>anodyno purgans</i>	224
<i>cephalico-purgans</i>	10, 24, 27
<i>hysterico-purgans</i>	424
<i>nephritico-purgans</i>	224
<i>purgans</i>	113, 126, 150, 201, 217, 341, 360, 378, 408, 480, 492, 610, 620, 628
<i>purgans ad gonorrhœam</i>	290, 292
<i>purgans ad hæmorrhagiam</i>	366, 377
<i>purgans in hydropse</i>	271
<i>purgans pectoralis</i>	31, 32, 92, 93
<i>purgans ad vermes</i>	278
<i>solutiva</i>	285
<i>stomachico-purgans</i>	174
<i>Potus antiarthriticus</i>	393
<i>antiasthmatic.</i>	105
<i>anticteric.</i>	203
<i>antiscorbutic.</i>	319
<i>astringens</i>	439
<i>dietetic.</i>	7, 25
<i>ad luem vener.</i>	307
<i>edulcorans</i>	621, 622
<i>ad gonorrhœam</i>	294
<i>ad hydropem</i>	272
<i>ad lepram</i>	335
<i>in ophthalmia</i>	39
<i>ad rachitidem</i>	570, 571
<i>ad vermes</i>	234
Pregnancy, the disorders attending it	460, 482
<i>Prolapsus ani</i>	287
<i>Prolapsus uteri</i>	441, 446
<i>Psyracium</i>	613, 615
<i>Pterygium</i>	40
<i>Ptisana nutriens</i>	112
Pulmonic hæmorrhage	367-370
<i>Pulvis absorbens</i>	116
<i>antiarthritic.</i>	394, 401
<i>antiasthmatic.</i>	100
	anti-



# I N D E X.

<i>antihysteric.</i>	427
<i>anticteric.</i>	202, 203
<i>anodyno-purgans</i>	231
<i>anticolic.</i>	227, 228
<i>antirheumatic.</i>	404, 405
<i>antiscorbutic.</i>	323
<i>astringens</i>	65, 86, 87, 207, 212, 359, 523
<i>astringens ad gonorrhœam</i>	315
<i>cardiac.</i>	147, 328
<i>ad casum</i>	594
<i>cephalic.</i>	28
<i>cardiaco-sudorific.</i>	169
<i>ad cariem</i>	648
<i>corroborans</i>	330, 550
<i>corrosiv.</i>	62, 63
<i>corroborans ad herniam</i>	282
<i>ad diabetem</i>	257, 266
<i>diuretic. ad gonorrhœam</i>	294
<i>emetico purgans</i>	231
<i>edulcorans</i>	235
<i>emmenogogic.</i>	417
<i>febrifug.</i>	124, 126, 131
<i>ad hydropem</i>	271
<i>hysteric.</i>	499, 521
<i>invigorans</i>	45
<i>nephritico-purgans</i>	242
<i>ophthalmic.</i>	42, 44
<i>purgans ad luem</i>	307
<i>purgans ad gonorrhœam</i>	290, 294
<i>pepticus</i>	178
<i>purgans</i>	35, 156, 190, 377, 569, 620
<i>purgans ad vermes</i>	235
<i>pectoral.</i>	33
<i>sternutatorius</i>	3, 58, 60, 426
<i>refrigerans</i>	84, 162
<i>styptic.</i>	360, 369, 373
<i>ad vermes</i>	235

*Quinsy* Q. 82, 87

*Ranula sub lingua* R. 68-69  
*Rhagades* 613  
*Rheu-* Rheu-



# I N D E X.

Rheumatism	404, 407
Reaching	184
Rickets	563-570
Ring-worms	341
Ruptures	279, 282, 557, 559
<i>Rhyas &amp; Encanthis</i>	47

## S.

<i>Sal purgans ad gonorrhœam</i>	293
Salivation, how to be raised	308, 314
Sarcoma	60-65
Scabbed head	337
Scalped head	<i>ibid.</i>
Scalds	351-355
Sciatica	401-404
Scirrhus liver	204, 205
Scirrhus tumors	626-634
Scrophulous tumors	447, 451, 617, 626
Scurvy	71, 72, 316, 322, 409, 410
Sea-diseases	408, 409
<i>Semicupium anticolic.</i>	224
Shankers	300
Shingles	343
Small-pox	141-160
Smelling lost	56
Sneezing	58
<i>Solutio antiasthmatic.</i>	101
<i>antiëteric.</i>	205
<i>antihysteric.</i>	426
<i>balsamic.</i>	195, 291, 316
<i>balsamico-anodyna</i>	296
<i>nephritic.</i>	242, 244, 249
<i>odontalgica</i>	74
<i>pectoralis</i>	33, 107
<i>styptica</i>	361, 371, 450
Sphacelation of the brain	30-31
Sprains	598, 599
Sterility	452, 460
Stings of venomous creatures	197
Stitches	115
Stone	238-256
Stone-colic	223, 224
<i>Strabismus</i>	49, 50
Stran-	



# I N D E X.

Strangury	258, 259
<i>Stypticum externum</i>	130, 588, 667, 690
<i>Subsultus tendinum</i>	132
<i>Succi antiscorbutic.</i>	321
<i>Suffitus astringens</i>	440
<i>emmenogogic.</i>	419
Sun-burn	339, 340
Suffusion	41
Surfeits	162-165
<i>Sutures</i> too open	560, 561
Syncope	117, 464, 465
Swelling of the breasts	466
in the legs, &c.	132, 156, 467
Swine-pox	160

## T.

Tan	339
<i>Talpe</i>	613
Tapping for the dropsy	276-278
Taste impair'd or lost	69
Teeth, their disorders	70-73
<i>Tenesmus</i>	214
<i>Terminthus</i>	599, 600
<i>Tetanus</i>	8
Tettars	341, 343
<i>Thea solutiva</i>	285
Thirst	69, 70, 131
Thrush	555
<i>Thymi</i>	613
<i>Tinctura anticolica</i>	226, 227
<i>astringens</i>	257
<i>cephalico-purgans</i>	24
<i>invigorans</i>	456
<i>stomachic.</i>	114
Tooth-ach	73-77
Tongue, its disorders	66-69
Tremors	21
<i>Trochisci balsamico-astringent.</i>	439
<i>cephalic.</i>	6, 7
<i>invigorant.</i>	456
<i>pectoral.</i>	33, 34
<i>peptic.</i>	178
<i>purgant. ad vermes</i>	236
	<i>styptic.</i>



# INDEX.

<i>styptic.</i>	
Tumefaction of the testes	369
Tumors	297
Twins, to deliver	573, 592
Tympanites	502
	275

## U.

Ulcers in general	639, 654
in the <i>adnata</i> and <i>cornea</i>	54
in the lungs	97
in the reins and bladder	263, 266
venereal	307
about the <i>woula</i>	97
Unguentum antiphlogistic.	446
<i>corrosiv.</i>	65
<i>desiccativ.</i>	536, 541, 614, 645
<i>detergens</i>	350, 451, 590, 644
<i>discutiens</i>	58, 546
<i>hæmorrhoidale</i>	284
<i>labiale</i>	347
<i>ad lepram</i>	332, 333
<i>mercuriale, ad ptyalismum excitand.</i>	304
<i>ophthalmic.</i>	38, 53
<i>repellens</i>	578
<i>sarcoticum</i>	47
<i>ad scabiem</i>	332, 333
<i>ad sphacelum</i>	684
<i>ad strumas</i>	623
<i>suppuratorium</i>	60, 66, 81, 305, 644, 694
<i>ad venenatorum morsus</i>	156
Urine coming away involuntarily	130
bloody	376
Uterus inflamed	444-447
Umbilical chord, how to be cut	488
Uvea falling out	55
Uvula relax'd	87

## V.

Vagina inflamed	444, 447
Vapor. <i>desiccans</i>	440
Varices	601, 604
Venereal disease	307, 316, 478
Vertigo	



# I N D E X.


<i>Vertigo</i>	22
Vesicatories made perpetual	36
<i>Vinum amarum</i>	24
<i>antiarthritic.</i>	386, 397
<i>anticteric.</i>	203
<i>antiscorbutic.</i>	320
<i>cephalic.</i>	5, 7
<i>febrifug.</i>	138
<i>diuretic.</i>	271
<i>emmenogogic.</i>	418
<i>invigorans.</i>	455
<i>pepticum</i>	179
Vitrious humor, its disorders	48
Vomiting	181, &c. 185, &c. 550, 551
Vomiting of blood	116, 128, 363, 367, 453
<i>Vomica pulmonum</i>	98

## W.

Warts, venereal	302
common	634-636
Weakness of the eyes	156-157
of the fundament	286, 287, 550
Wens	625
Whitlows	355, 356
Worms	233, 237, 553, 554
Wounds	654, 681
simple	664, 666
of the brain	672
of the <i>abdomen</i>	676
of the nerves and tendons	667-668
of the veins and arteries	666-667
join'd with contusion	670
join'd with fractures	668-670
envenom'd	<i>ibid.</i>
join'd with luxation	670
of the <i>viscera</i> , &c.	678-681

# F I N I S.







11



