

The compleat housewife: or, accomplish'd gentlewoman's companion: being a collection of ... receipts ... in cookery [etc.] ... to which is added a collection ... of receipts of medicines ... / by E--- S----- [i.e. Eliza Smith].

Contributors

Smith, E. -approximately 1732.

Publication/Creation

London : Printed for J. and J. Pemberton ..., 1739.

Persistent URL

<https://wellcomecollection.org/works/b8yv488m>

License and attribution

This work has been identified as being free of known restrictions under copyright law, including all related and neighbouring rights and is being made available under the Creative Commons, Public Domain Mark.


You can copy, modify, distribute and perform the work, even for commercial purposes, without asking permission.



Wellcome Collection
183 Euston Road
London NW1 2BE UK
T +44 (0)20 7611 8722
E library@wellcomecollection.org
<https://wellcomecollection.org>



48635/B



Digitized by the Internet Archive
in 2019 with funding from
Wellcome Library

<https://archive.org/details/b30509762>



The COMPLETE
HOUSEWIFE:
 OR,
Accomplish'd Gentlewoman's
COMPANION:

Being a COLLECTION of upwards of Six
 Hundred of the most approved RECEIPTS in

COOKERY,		CAKES,
PASTRY,		CREAMS,
CONFECTIONARY,		JELLIES,
PRESERVING,		MADE WINES,
PICKLES,		CORDIALS.

With COPPER PLATES curiously engraven for
 the regular Disposition or Placing the various
 DISHES and COURSES.

AND ALSO
 BILLS of FARE for every Month in the Year.

To which is added,

A Collection of above Three Hundred Family RECEIPTS
 of MEDICINES; viz. *Drinks, Syrups, Salves, Ointments,*
 and various other Things of sovereign and approved Efficacy
 in most Distempers, Pains, Aches, Wounds, Sores, &c.
 never before made publick; fit either for private Families, or
 such publick-spirited Gentlewomen as would be beneficent to
 their poor Neighbours.

By *E. SMITH.*

*The NINTH EDITION, with very large Additions; not in any
 of the former Impressions.*

L O N D O N:

Printed for J. and J. PEMBERTON, at the *Golden Buck,*
 against St. Dunstan's Church in Fleetstreet. 1739.

Price Five Shillings.





P R E F A C E.



I being grown as unfashionable for a Book now to appear in publick without a Preface, as for a Lady to appear at a Ball without a Hoop-Petticoat, I shall conform to Custom for Fashion sake, and not through any Necessity; the Subject being both common and universal, needs no Arguments to introduce it, and being so necessary for the Gratification of the Appetite, stands in need of no Encomiums to allure Persons to the Practice of it, since there are but few now-a-days who love not good eating and drinking; therefore I entirely quit those two Topicks; but having three or four Pages to be filled up previous to the Subject itself, I shall employ them on a Subject I think new, and not yet handled by

P R E F A C E.

any of the Pretenders to the Art of Cookery; and that is, the Antiquity of it; which if it either instruct or divert, I shall be satisfied, if you are so.

COOKERY, Confectionary, &c. like all other Sciences and Arts, had their Infancy, and did not arrive at a State of Maturity but by slow Degrees, various Experiments, and a long Track of Time; for in the Infant Age of the World, when the new Inhabitants contented themselves with the simple Provision of Nature, viz. the Vegetable Diet, the Fruits and Productions of the teeming Ground, as they succeeded one another in their several peculiar Seasons, the Art of Cookery was unknown; Apples, Nuts, and Herbs, were both Meat and Sauce, and Mankind stood in no need of any additional Sauces, Ragoos, &c. but a good Appetite, which a healthful and vigorous Constitution, a clear, wholesome, odoriferous Air, moderate Exercise, and an Exemption from anxious Cares, always supply'd them with.

WE read of no palled Appetites, but such as proceeded from the Decays of Nature by reason of an advanced old Age; but on the contrary, a craving Stomach even upon a Death-bed, as in Isaac; nor no Sickneses but those that were both the first and the last,
which

P R E F A C E.

which proceeded from the Struggles of Nature, which abhorr'd the Dissolution of Soul and Body; no Physicians to prescribe for the Sick, nor no Apothecaries to compound Medicines for two Thousand Years and upwards; Food and Physick were then one and the same thing.

B U T when Men began to pass from a Vegetable to an Animal Diet, and feed on Flesh, Fowls and Fish, then Seasonings grew necessary, both to render it more palatable and savoury, and also to preserve that Part which was not immediately spent, from stinking and Corruption; and probably Salt was the first Seasoning discovered; for of Salt we read, Gen. xiv.

A N D this seems to be necessary, especially for those who were advanced in Age, whose Palates, with their Bodies, had lost their Vigor as to Taste, whose digestive Faculty grew weak and impotent; and thence proceeded the Use of Soops and savoury Messes; so that COOKERY then began to become a Science, though LUXURY had not brought it to the Height of an ART. Thus we read, that Jacob made such palatable Pottage, that Esau purchased a Mess of it at the extravagant Price of his Birth-right. And Isaac, before by his last Will and Testament he bequeathed his Blessing to his Son

P R E F A C E.

*E*sau, required him to make some savoury Meat, such as his Soul loved, i. e. such as was relishable to his blunted Palate.

*S*O that Seasonings of some sort were then in use; though whether they were Salt, savoury Herbs, or Roots only; or Spices, the Fruits of Trees, such as Pepper, Cloves, Nutmegs; Bark, as Cinnamon; Roots, as Ginger, &c. I shall not determine.

*A*S for the Methods of the Cookery of those Times, Boiling or Stewing seems to have been the principal; Broiling or Roasting the next; besides which, I presume scarce any other were used for two Thousand Years and more; for I remember no other in the History of Genesis.

*T*HAT Esau was the first Cook, I shall not presume to assert; for Abraham gave Order to dress a fatted Calf; but Esau is the first Person mentioned that made any Advances beyond plain dressing, as boiling, roasting, &c. For though we find indeed that Rebecca his Mother was accomplish'd with the Skill of making savoury Meat as well as he, yet whether he learned it from her, or she from him, is a Question too knotty for me to determine.

*B*U

P R E F A C E.

BUT Cookery did not long remain a simple Science, or a bare Piece of Housewifry, or Family Oeconomy, but in process of Time, when Luxury enter'd the World, it grew to an Art, nay, a Trade; for in 1 Sam. viii. 13. when the Israelites grew Fashionists, and would have a King, that they might be like the rest of their Neighbours, we read of Cooks, Confectioners, &c.

T H I S Art being of universal Use, and in constant Practice, has been ever since upon the Improvement; and we may, I think, with good reason believe is arrived at its greatest Height and Perfection, if it is not got beyond it, even to its Declension; for whatsoever new, upstart, out-of-the-way Messes some Humourists have invented, such as stuffing a roasted Leg of Mutton with pickled Herring, and the like, are only the Sal-lies of a capricious Appetite, and debauching, rather than improving the Art itself.

T H E Art of Cookery, &c. is indeed diversify'd, according to the Diversity of Nations or Countries; and to treat of it in that Latitude would fill an unportable Volume, and rather confound than improve those that would accomplish themselves with it; I shall therefore confine what I have to communicate within the Limits of Practicalness and Usefulness;

P R E F A C E.

fulness; and so within the Compass of a Manual, that shall neither burthen the Hands to hold, the Eyes in reading, nor the Mind in conceiving.

WHAT you will find in the following Sheets, are Directions generally for dressing after the best, most natural, and wholesome Manner, such Provisions as are the Product of our own Country, and in such a Manner as is most agreeable to English Palates; saving, that I have so far temporiz'd, as since we have, to our Disgrace, so fondly admired the French Tongue, French Modes, and also French Messes, to present you now and then with such Receipts of French Cookery as I think may not be disagreeable to English Palates.

THERE are indeed already in the World various Books that treat on this Subject, and which bear great Names, as Cooks to Kings, Princes, and Noblemen, and from which one might justly expect something more than many, if not most of those I have read, perform; but found myself deceiv'd in my Expectations; for many of them to us are impracticable, others whimsical, others unpalatable, unless to deprav'd Palates; some unwholesome, many Things copy'd from old Authors, and recommended, without (as I am persuaded) the Copiers ever having had any
Expe-

P R E F A C E.

Experience of the Palatableness, or had any Regard to the Wholsomeness of them ; which two Things ought to be the standing Rules , that no Pretenders to Cookery ought to deviate from. And I cannot but believe, that those celebrated Performers, notwithstanding all their Professions of having ingenuously communicated their Art , industriously concealed their best Receipts from the Publick.

BUT what I here present the World with is the Product of my own Experience, and that for the Space of Thirty Years and upwards ; during which Time I have been constantly employ'd in fashionable and noble Families , in which the Provisions ordered according to the following Directions, have had the general Approbation of such as have been at many noble Entertainments.

T H E S E Receipts are all suitable to English Constitutions and English Palates , wholsome, toothsome, all practicable and easy to be perform'd ; here are those proper for a frugal, and also for a sumptuous Table, and if rightly observ'd, will prevent the spoiling of many a good Dish of Meat, the Waste of many good Materials, the Vexation that frequently attends such Mismanagements, and the Curses not unfrequently bestow'd on Cooks with the usual Reflection, that whereas God sends good Meat, the Devil sends Cooks.

P R E F A C E.

AS to those Parts that treat of Confectionary, Pickles, Cordials, English Wines, &c. what I have said in relation to Cookery is equally applicable to them also.

IT is true, I have not been so numerous in Receipts as some who have gone before me, but I think I have made amends in giving none but what are approved and practicable, and fit either for a genteel or a noble Table; and altho' I have omitted odd and fantastical Messes, yet I have set down a considerable Number of Receipts.

THE Treatise is divided into ten Parts; Cookery contains above a Hundred Receipts, Pickles Fifty; Puddings above Fifty; Pastry above Forty; Cakes Forty; Creams and Jellies above Forty; Preserving an Hundred; Made Wines Forty; Cordial Waters and Powders above Seventy; Medicines and Salves above Three Hundred; in all near Eight Hundred.

I HAVE likewise presented you with Schemes engraven on Copper-Plates, for the regular Disposition or placing the Dishes of Provision on the Table, according to the best Manner, both for Summer and Winter, first and second Courses, &c.

AS

P R E F A C E.

AS for the Receipts for Medicines, Salves, Ointments, good in several Diseases, Wounds, Hurts, Bruises, Aches, Pains, &c. which amount to above Three Hundred, they are generally Family-Receipts, that have never been made publick, excellent in their kind, and approved Remedies, which have not been obtain'd by me without much Difficulty, and of such Efficacy in Distempers, &c. to which they are appropriated, that they have cured when all other Means have failed; and a few of them which I have communicated to a Friend have procured a very handsome Livelihood.

T H E Y are very proper for those generous, charitable, and Christian Gentlewomen that have a Disposition to be serviceable to their poor Country Neighbours, labouring under any of the afflicted Circumstances mentioned; who by making the Medicines, and generously contributing as Occasions offer, may help the Poor in their Afflictions, gain their Good-will and Wishes, entitle themselves to their Blessings and Prayers, and also have the Pleasure of seeing the Good they do in this World, and have good reason to hope for a Reward (tho' not by way of Merit) in the World to come.

A S

P R E F A C E.

AS the Whole of this Collection has cost me much Pains, and a Thirty Years diligent Application, and I have had Experience of their Use and Efficacy, I hope they will be as kindly accepted, as by me they are generously offer'd to the Publick; and if they prove to the Advantage of many, the End will be answer'd that is propos'd by her that is ready to serve the Publick in what she may.



A B I L L

A BILL of FARE for every Season of the Year.

For JANUARY.

First Course.

Collar of Brawn
Bisque of Fish
Sooop with Vermicelly
Orange-Pudding with Patties
Chine and Turkey
Lamb-Pasty
Roasted Pullets with Eggs
Oyster-pye
Roasted Lamb in Joints
Grand Sallad, with Pickles.

Second Course.

Wild Fowl of all Sorts
Chine of Salmon broil'd, with
Smelts
Fruit of all Sorts
Jole of Sturgeon
Collar'd Pig
Dry'd Tongues, with salt Sal-
lads
Marinated Fish.

For FEBRUARY.

First Course.

SOOP Lorain
Turbot boil'd with Oysters
and Shrimps
Grand Patty
Hen Turkeys with Eggs
Marrow-Puddings
Stew'd Carps and broil'd Eels
Spring Pye.

Chine of Mutton with Pickles
Dish of Scotch Collops
Dish of Salmigondin.

Second Course.

Fat Chickens and tame Pi-
geons
Asparagus and Lupins
Tansy and Fritters
Dish of Fruit of Sorts
Dish of fry'd Soles
Dish of Tarts, Custards, and
Cheefecakes.

For MARCH.

First Course.

DISH of Fish of all Sorts
Sooop de Santé
Westphalia Ham and Pigeons
Battallia-Pye
Pole of Ling
Dish of roasted Tongues and
Udders
Pease-soop
Almond-Pudding of Sorts
Olives of Veal a-la-mode
Dish of Mulletts boil'd.

Second Course.

Broil'd Pike
Dish of Notts, Ruffs, and
Quails
Skerret-Pye
Dish of Jellies of Sorts
Dish of Fruit of Sorts
Dish of cream'd Tarts.

For

A Bill of Fare for

For APRIL.

First Course.

Westphalia-Ham and
Chickens
Dish of hash'd Carps
Bisque of Pigeons
Lumber Pye
Chine of Veal
Grand Sallad
Beef-a-la-mode
Almond Florentines
Fricassee of Chickens
Dish of Custards.

Second Course.

Green Geese and Ducklings
Butter'd Crab, with Smelts
fry'd
Dish of sucking Rabbits
Rock of Snow and Syllabubs
Dish of souc'd Mulletts
Butter'd Apple-Pye
March-Pain.

For MAY.

First Course.

JO L E of Salmon, &c.
Cray-fish Soop
Dish of sweet Puddings of Co-
lours
Chicken-Pye
Calves-head hash'd
Chine of Mutton
Grand Sallad
Roasted Fowls a-la daube
Roasted Tongues and Ud-
ders
Ragoo of Veal, &c.

Second Course.

Dish of young Turkeys larded,
and Quails
Dish of Pease
Bisque of Shell-fish
Roasted Lobsters
Green Geese
Dish of Sweetmeats
Orangeado Pye
Dish of Lemon and Chocolate
Creams
Dish of collar'd Eels, with
Cray-fish.

For JUNE.

First Course.

Roasted Pike and Smelts
Westphalia-Ham and
young Fowls
Marrow Puddings
Haunch of Venison roasted
Ragoo of Lamb-stones and
Sweetbreads
Fricassee of young Rabbits,
&c.
Umble Pyes
Dish of Mulletts
Roasted Fowls
Dish of Custards.

Second Course.

Dish of young Pheasants
Dish of fry'd Soles and Eels
Potato-Pye
Jole of Sturgeon
Dish of Tarts and Cheese-
cakes
Dish of Fruit of Sorts
Syllabubs.

For

every Season of the Year.

For JULY.

First Course.

COCK Salmon with butter'd
Lobster
Dish of Scotch Collops
Chine of Veal
Venison Pasty
Grand Sallad
Roasted Geese and Ducklings
Patty Royal
Roasted Pig larded
Stew'd Carps
Dish of Chickens boiled, with
Bacon, &c.

Second Course.

Dish of Partridges and Quails
Dish of Lobsters and Prawns
Dish of Ducks and tame Pi-
geons
Dish of Jellies
Dish of Fruit
Dish of marinated Fish
Dish of Tarts of Sorts.

For AUGUST.

First Course.

Westphalia-Ham and
Chickens
Bisque of Fish
Haunch of Venison roasted
Venison Pasty
Roasted Fowls a-la-daube
Umble Pyes

White Fricassee of Chickens
Roasted Turkeys larded
Almond Florentines
Beef a-la-mode.

Second Course.

Dish of Pheasants and Par-
tridges
Roasted Lobsters
Broiled Pike
Creamed Tart
Rock of Snow and Syllabubs
Dish of Sweetmeats
Salmigondin.

For SEPTEMBER.

First Course.

Boil'd Pullets with Oysters,
Bacon, &c.
Bisque of Fish
Battalia Pye
Chine of Mutton
Dish of Pickles
Roasted Geese
Lumber Pye
Olives of Veal with Ragoo
Dish of boil'd Pigeons with
Bacon.

Second Course.

Dish of Ducks and Teal
Dish of fry'd Soles
Butter'd Apple-Pye
Jole of Sturgeon
Dish of Fruit
March-pane.

For

A Bill of Fare, &c.

For OCTOBER.

First Course.

Westphalia-Ham and
Fowls
Cods-head with Shrimps and
Oysters
Haunch of Doe with Udder
a-la-force
Minc'd Pyes
Chine and Turkey
Bisque of Pigeons
Roasted Tongues and Udders
Scotch Collops
Lumber Pye.

Second Course.

Wild Fowl of Sorts
Chine of Salmon broil'd
Artichoke-Pye
Boil'd Eels and Smelts
Salmigondin
Dish of Fruit
Dish of Tarts and Custards.

For NOVEMBER.

First Course.

Boil'd Fowls with Savoy's,
Bacon, &c.
Dish of stew'd Carps and scol-
lop'd Oysters
Chine of Veal and Ragoo
Sallad and Pickles
Venison-Patty
Roasted Geese
Calves-head hash'd
Dish of Gurnets
Grand Patty
Roasted Hen Turkey with
Oysters

Second Course.

Chine of Salmon and Smelts
Wild Fowl of Sorts
Potato-pye.
Slic'd Tongues with Pickles
Dish of Jellies
Dish of Fruit
Quince-Pye.

For DECEMBER.

First Course.

Westphalia-Ham and
Fowls
Sooop with Teal
Turbot, with Shrimps and
Oysters
Marrow Pudding
Chine of Bacon and Turkey
Battalia-Pye
Roasted Tongue and Udder,
and Hare
Pullets and Oysters, Sauages,
&c.
Minc'd-pyes
Cods-head with Shrimps.

Second Course.

Roasted Pheasants and Par-
tridges
Bisque of Shell-fish
Tansy.
Dish of roasted Ducks and
Teals
Jole of Sturgeon
Pear-Tart cream'd
Dish of Sweetmeats
Dish of Fruit of Sorts.



THE
Compleat Housewife:
OR,
Accomplish'd Gentlewoman's
COMPANION.

COOKERY, &c.

To make a Soop.



TAKE a Leg of Beef, and boil it down with some salt, a bundle of sweet-herbs, an onion, a few cloves, a bit of nutmeg; boil three gallons of water to one; then take two or three pounds of lean Beef cut in thin slices; then put in your stew-pan a piece of butter, as big as an egg, and flour it, and let the pan be hot, and shake it till the butter be brown; then lay your Beef in your pan over a pretty quick fire, cover it close, give it a turn now and then, and strain in your strong broth, with an anchovy or two, a handful of spinnage and endive
B boiled

boiled green, and drained and shred grofs : then have pallets ready boiled and cut in pieces, and toasts fry'd and cut like dice, and forc'd-meat balls fry'd: Take out the fry'd Beef, and put all the rest together with a little pepper, and let it boil a quarter of an hour, and serve it up with a knuckle of veal, or a fowl boiled in the middle.

Another Gravy Sloop.

TAKE a leg of beef, and a piece of the neck, and boil it till you have all the goodness out of it; then strain it from the meat; then take half a pound of fresh butter, and put it in a stew-pan and brown it; then put in an onion stuck with cloves, some endive, fellary and spinnage, and your strong broth, and season it to your palate with salt, pepper and spices; and let it boil together; and put in chips of *French* bread dried by the fire; and serve it up with a *French* roll toasted in the middle.

To make Craw-fish or Lobster-Sloop.

TAKE whittings, flounders and grigs, and put them in a gallon of water, with pepper, salt, cloves, mace, a bunch of sweet-herbs, a little onion, and boil them to pieces, and strain them out of the liquor; then take a large carp, and cut off the fish of one side of it, and put some eel to it, and make forc'd-meat of it, and lay it on the carp as before; dredge grated bread over it, and butter a dish well, and put it in an oven and bake it; then take an hundred of crawfish, break all the shells of the claws and tails, and take out the meat as whole as you can; then break all the shells small, and the spawn of a lobster, and put them to the sloop, (and if you please some gravy; and give them a boil together; and strain the liquor out into another saucepan, with the tops of *French* rolls dried and beat, and sifted, and give it a boil up to thicken; then brown some butter, and put in your tails and claws of your craw-fish, and some of your forc'd-meat made

made into balls, and put your baked carp into the middle of the dish, and pour your soup on boiling hot, and your craw fish or lobster in it; garnish the dish with lemon and scalded greens.

A Fasting-Day Soup.

TAKE spinage, sorrel, chervil and lettuce, and chop them a little; then brown some butter, and put in your herbs, keep them stirring that they do not burn; then have boiling water over the fire, and put to it a very little pepper, some salt, a whole onion stuck with cloves, and a *French* roll cut in slices and dried very hard, and some Pistachia kernels blanched and shred fine, and let all boil together; then beat up the yolks of eight eggs with a little white-wine and the juice of a lemon, and mix it with your broth, and toast a whole *French* roll, and put in the middle of your dish, and pour your soup over it; garnish your dish with ten or twelve poached eggs and scalded spinage.

Savoury Balls.

TAKE part of a leg of lamb or veal and scrape it fine, with the same quantity of minc'd beef-suet, a little lean bacon, sweet-herbs, a shallot, and anchovies, beat it in a mortar till it is as smooth as wax; season it with savoury spice, and make it into little balls.

Another Way.

TAKE the flesh of fowl, beef-suet and marrow, the same quantity; six or eight oysters, lean bacon, sweet-herbs and savoury spices; pound it, and make it into little balls.

A Caudle for Sweet Pyes.

TAKE sack and white-wine alike in quantity, a little verjuice and sugar, boil it, and brew it with two or three eggs, as butter'd ale; when the pyes are baked, pour it in at the funnel, and shake it together.

A Lear for savoury Pyes.

TAKE claret, gravy, oyster liquor, two or three anchovies, a faggot of sweet herbs and an onion; boil it up and thicken it with brown butter, then pour it into your savoury pyes when called for.

A Ragoo for made Dishes.

TAKE claret, gravy, sweet-herbs, and savoury spice, toss up in it lamb-stones, cock's-combs, boiled, blanched and sliced, with sliced sweet-meats, oysters, mushrooms, truffles and murels: thicken these with brown butter, use it when called for.

To make Plumb-Porridge.

TAKE a leg and shin of beef to ten gallons of water, boil it very tender, and when the broth is strong, strain it out, wipe the pot, and put in the broth again; slice six penny-loaves thin, cutting off the top and bottom; put some of the liquor to it, cover it up, and let it stand a quarter of an hour, and then put it in your pot; let it boil a quarter of an hour, then put in five pounds of Currants; let them boil a little, and put in five pounds of raisins, and two pounds of prunes, and let them boil till they swell; then put in three quarters of an ounce of mace, half an ounce of cloves, two nutmegs, all of them beat fine, and mix it with a little liquor cold, and put them in a very little while, and take off the pot, and put in three pounds of sugar, a little salt, a quart of sack, and a quart of claret, the juice of two or three lemons; you may thicken with sago instead of bread, if you please: pour them into earthen pans, and keep them for use.

A Soop, or Pottage.

TAKE several knuckles of mutton, a knuckle of veal, a shin of beef, and put to these

twelve quarts of water, cover the pot close, and set it on the fire ; let it not boil too fast ; scum it well, and let it stand on the fire twenty-four hours ; then strain it through a colander, and when 'tis cold take off the fat, and set it on the fire again, and season it with salt, a few cloves, pepper, a blade of mace, a nutmeg quartered, a bunch of sweet-herbs, and a pint of gravy ; let all these boil up for half an hour, and then strain it, put spinnage, sorrel, green peas, asparagus, or artichoke-bottoms, according to the time of the year ; then thicken it up with the yolks of three or four eggs ; have in readiness some sheep's tongues, coxcombs, and sweetbreads sliced thin and fried, and put them in, some mushrooms, and *French* bread dried and cut in little bits, some forc'd-meat balls, and some very thin slices of bacon ; make all these very hot, and garnish the dish with colworts and spinnage scalded green.

To make Pease Pottage.

TAKE a quart of white peas, a piece of neck beef, and four quarts of fair water, and boil them till they are all to pieces, then strain them through a colander ; then take an handful or two of spinnage, a top or two of young colworts, and a very small leek ; shred the herbs a little, and put them into a frying-pan, or stew-pan, with three quarters of a pound of fresh butter, but the butter must be very hot before you put in your herbs ; let them fry a little while, then put in your liquor ; and two or three anchovies, some salt and pepper to your taste, a sprig of mint rubb'd in small, and let it all boil together till you think it is thick enough ; then have in readiness some forc'd-meat, and make three or fourscore balls, about the bigness of large peas, fry them brown, and put them in the dish you serve it in, and fry some thin slices of bacon, put some in the dish and some on the brim of the dish, with scalded spinnage ; fry some toasts after the balls are brown and hard, and break them into the dish ;

then pour your pottage over all, and serve to the table.

To Burn Butter.

SH A K E some flour upon two or three ounces of butter, put it into a hot frying-pan that it may hiss; let it boil, and do not stir it; when it turns brown, put in the liquor you intend to thicken, and keep it quick stirring; boil it well, or 'twill taste raw.

To make strong Broth to keep for Use.

TA K E part of a leg of beef, and the scrag-end of a neck of mutton, and break the bones in pieces, and put to it as much water as will cover it, and a little salt; and when it boils, scum it clean, and put into it a whole onion stuck with cloves, a bunch of sweet-herbs, some pepper, a nutmeg quartered; let these boil till the meat is boiled in pieces, and the strength boiled out of it; then put to it two or three anchovies, and when they are dissolved, strain it out; and keep it for any sort of hash or fricasie.

To make Forc'd Meat.

TA K E part of a leg of mutton, veal or beef, and pick off the skins and fat, and to every pound of meat put two pounds of beef-suet; shred them together very fine, then season it with pepper, salt, cloves, mace, nutmeg, and sage; then put all into a stone mortar, and to every two pounds of meat put half a pint of oysters and six eggs well beaten, then mix them all together, and beat it very well; then keep it in an earthen pot for your use; put a little flour on the top, and when you roll them up flour your hands.

To stew a Rump of Beef.

STUFF the under-part of the beef with forc'd-meat made of grated bread, beef-suet, sweet-herbs,

herbs, spice and anchovy, with a little salt, fresh oysters or mushrooms, with two or three eggs beaten fine to mix up with the stuffing; then put it into a pot to stew, with as much water as will near cover it; some whole pepper, three or four cloves, and a little shred nutmeg, or a few blades of mace; then take up the beef, and take off all the fat, and then put in a pint of stale beer, with a good quantity of strong gravy, so let it stew in a small quantity of liquor; it must be turned once or twice: fry some crumbs of bread brown, strain the liquor, and put in these crumbs to thicken it; then put in your gravy, and not before; let it just simmer a little; then you may put in some oysters, mushrooms, an ox's palate: this requires six or seven hours stewing. Make some sauce of the liquor.

To roast a Rump of Beef.

LET your beef lie two days in salt, then wash it, and lay it one hour in a quart of red wine and a pint of elder vinegar, with which baste the beef very well while 'tis roasting; then take two pallats well boiled sliced thin; make your sauce with burnt butter, gravy, mushrooms, oysters; to which add the pallats, and serve it up.

To roast a Loin of Mutton.

FLEA off the skin, and when it drips, drudge it with grated bread and mole-hill time powdered; so do till it's enough: you may run a long case-knife in the flesh in the inside, and stuff the whole full of forc'd-meat, with bread, herbs, lemon-peel, and an egg beat up; so make savoury sauce.

To roast a Breast of Mutton.

A Breast of mutton dress'd thus is very good; the forc'd meat must be put under the skin at the end, and then the skin pinn'd down with thorns; before you dredge it, wash it over with a bunch of feathers dipt in eggs,

To roast a Shoulder of Mutton in Blood.

CUT the shoulder as you do venison, take off the skin, let it lie in the blood all night; then take as much powder of sweet-herbs as will lie on a sixpence, a little grated bread, some pepper, nutmeg and ginger, a little lemon peel, the yolks of two eggs boil'd hard, and about twenty oysters and salt; temper all together with some of the blood, and stuff the meat thick with it, and lay some of it about the mutton; then wrap the caul of the sheep round the shoulder; roast it and baste it with blood till it is near roasted; then take off the caul, drudge it and baste it with butter, and serve it to the table with venison sauce in a bason. If you do not cut it venison fashion, yet take off the skin because it eats tough; let the caul be spread while 'tis warm, or it will not do well; and next day when you are to use it, wrap it up in a cloth that has been dipt in hot water: for sauce, take some of the bones of the breast, chop them, and put to them a whole onion, a bay-leaf, a piece of lemon-peel, two or three anchovies with spice that please; stew these, then add some red wine, oysters, and mushrooms.

To stew a Head, Chine, and Neck of Venison.

FIRST take off all the fat, then cut it in pieces, to your liking, and season it with your compound seasoning, an onion or two quarter'd, and two or three bay-leaves; put them in a stew-pan with water near enough to cover them; let it stew till 'tis almost enough, and then put in a bottle of stale beer, or half red wine and half beer; it may stew two hours after this is in, and one after; burn a quarter of a pound of butter pretty thick with the liquor of the venison, and mingle with it when you serve it: the fat taken off must be put in some time before the venison has done stewing. If you
put

put in beer instead of red wine, boil it and scum it before you put it in.

A Lamb Pye.

CUT a hind quarter of lamb into thin slices, season it with sweet spices, and lay it in the pye, mix'd with half a pound of raisins of the sun stoned, half a pound of currants, two or three *Spanish* potatoes boil'd, blanched, and sliced; or an artichoke bottom or two, with prunella's, damsons, gooseberries, grapes, citron and lemon chips: Lay on butter, and close the pye; when 'tis baked make a caudle for it.

A Chicken Pye.

TAKE six small Chickens; roll up a piece of butter in sweet spice, and put it into them; then season them, and lay them in the pye, with the marrow of two bones, with fruit and preserves, as the lamb pye, with a caudle.

A Lumber Pye.

TAKE a pound and a half of a fillet of veal, and mince it with the same quantity of beef-suet; season it with sweet spice, five pippins, an handful of spinnage, and a hard lettuce, thyme and parsley: Mix it with a penny grated white loaf, the yolks of eggs, sack and orange-flower water, a pound and a half of currants and preserves, as the lamb pye, with a caudle. An humble pye is made the same way.

A Lamb Pye.

CUT a hind quarter of Lamb into thin slices; season it with savoury spice, and lay them in the pye with an hard lettuce and artichoke bottoms, the tops of an hundred of Asparagus: Lay on butter, and close the pye. When it is bak'd, pour into it a lear.

A Mutton Pye.

SEASON your Mutton-steaks with savoury spice; fill the pye, lay on the butter, and close the pye: When it is baked, toss up a handful of chopp'd capers, cucumbers and oysters, in gravy, and anchovy, and drawn butter.

A Pigeon Pye.

TRUSS and season your Pigeons with savoury spice, lard them with bacon, and stuff them with forc'd-meat, and lay them in the pye with the ingredients for savoury pyes, with butter, and close the pye. A Lear. A chicken or capon pye is made the same way.

A Battalia Pye.

TAKE four small chickens, four squab pigeons, four sucking rabbits; cut them in pieces, season them with savoury spice, and lay 'em in the pye, with four sweetbreads sliced, and as many sheep's-tongues, two shiver'd palates, two pair of lamb-stones, twenty or thirty coxcombs, with savoury balls and oysters. Lay on butter, and close the pye. A Lear.

A Neats-Tongue Pye.

HALF boil the tongues, blanch and slice them; season them with savoury spice, with balls, sliced lemon and butter, and close the pye. When it is baked, pour into it a ragoo.

To pickle Oysters.

TAKE a quart of oysters, and wash them in their own liquor very well, till all the grittiness is out; put them in a sauce-pan or stew-pan, and strain the liquor over them, set them on the fire, and scum them; then put in three or four blades of mace, a spoonful of whole pepper-corns; when you think they are boiled enough, throw in a
glass

a glass of white-wine; let them have a thorough scald; then take them up, and when they are cold, put them in a pot, and pour the liquor over them, and keep them for use. Take them out with a spoon.

To collar Eels.

TAKE your Eel and cut it open; take out the bones, and cut off the head and tail, and lay the Eel flat on a dresser, and shred sage as fine as possible, and mix it with black pepper beat, nutmeg grated, and salt, and lay it all over the Eel, and roll it up hard in little cloths, and tye it up tight at each end: then set over some water with pepper and salt, five or six cloves, three or four blades of mace, a bay-leaf or two; boil it and the bones and head and tail well together; then take out the head and tail, and put it away, and put in your Eels, and let them boil till they are tender; then take them out of the liquor, and boil the liquor longer; then take it off, and when it is cold, put it to your Eels, but do not take off the little cloths till you use them.

To pot Lobsters.

TAKE a dozen of large Lobsters; take out all the meat of their tails and claws after they are boiled; then season them with beaten pepper, salt, cloves, mace, and nutmeg, all finely beaten and mixed together; then take a pot, put therein a layer of fresh butter, upon which put a layer of Lobster, and then strew over some seasoning, and repeat the same till your pot is full, and your Lobster all in; bake it about an hour and half, then set it by two or three days, and it will be fit to eat. It will keep a month or more, if you pour from it the liquor when it comes out of the oven, and fill it up with clarified butter. Eat it with vinegar.

Hung

Hung Beef.

MAKE a strong brine with bay-salt, and petre-salt, and pump-water, and steep therein a rib of Beef for nine days; then hang it up in a chimney where wood or saw-dust is burnt; when it is a little dry, wash the out-side with blood two or three times, to make it look black, and when it is dried enough, boil it for use.

To roast a Cod's Head.

TAKE the head, wash and scour it very clean, then scotch it with a knife, and strew a little salt on it, and lay it on a stew-pan before the fire, with something behind it; throw away the water that runs from it the first half hour, then strew on it some nutmeg, cloves and mace, and salt, and baste it often with butter, turning it till it is enough. If it be a large head it will take four or five hours roasting; then take all the gravy of the fish, as much white-wine, and more meat-gravy, some horse-radish, one or two eschalots, a little sliced ginger, some whole pepper, cloves, mace, and nutmeg, a bay-leaf or two; beat this liquor up with butter and the liver of the fish boiled, and broke, and strained into it, and the yolks of two or three eggs, some oysters and shrimps, and balls made of fish, and fried fish round it. Garnish with lemon and horse-raddish.

To pickle Ox-Palates.

TAKE your Palates and wash them well with salt in the water, and put them in a pipkin with water and some salt, and when they are ready to boil, scum them very well, and put into them whole pepper, cloves and mace, as much as will give them a quick taste: When they are boiled tender (which will require four or five hours) peel them and cut them into small pieces, and let them cool;
then

then make the pickle of white-wine vinegar, and as much white-wine; boil the pickle, and put in the spice as was boiled in the Palates, and a little fresh spice: Put in six or seven bay-leaves, and let both pickle and Palates be cold before you put them together; then keep them for use.

To make a Ragoo of Pigs-Ears.

TAKE a quantity of Pigs-Ears, and boil them in one half wine and the other water; cut them in small pieces, then brown a little butter, and put them in, and a pretty deal of gravy, two anchovies, an eschalot or two, a little mustard, and some slices of lemon, some salt and nutmeg: stew all these together, and shake it up thick. Garnish the dish with barbaries.

Beef to Collar.

TAKE Beef and season it with salt and pepper and spice, and put in a pound with a pint of claret, then roll it up with tape, and bake it in this liquor with brown bread.

To make Collar'd Beef.

TAKE a Flank of Beef, salt it with white salt, and let it lie forty-eight hours; then wash it, and hang it in the wind to dry twenty-four hours; then take pepper, salt, cloves, mace and nutmegs, and salt-petre, all beaten fine, and mix them together, and rub it all over the inside, and roll it up hard, and tie it fast with tape; put it in a pan with a few bay-leaves, and four pounds of butter, and cover the pot with rye-paste, and bake it with household bread.

Oyster Loaves.

TAKE a quart of middling oysters, and wash them in their own liquor; then strain them through a flannel, and put them on the fire to warm; then take three quarters of a pint of gravy
and

and put to the oysters, with a blade of mace, a little white pepper, a little horse-raddish and a piece of lean bacon, and half a lemon; then stew them leisurely. Take three penny loaves, and pick out the crumb clean; then take a pound of butter, and set on the fire in a sauce-pan that will hold the loaves, and when it is melted, take it off the fire, and let it settle; then pour off the clear, and set it on the fire again with the loaves in it, and turn them about till you find them crisp; then put a pound of butter in a frying-pan, and with a dredging box dust in flower till you find it of a reasonable thickness, then mix that and the oysters together; and when stewed enough take out the bacon, and put the oysters into the loaves; then put them into a dish, and garnish the loaves with the oysters you cannot get in, and with slices of lemon; and when you have thickned the liquor, squeeze in lemon to your taste; or you may fry the oysters with batter to garnish the loaves.

To stew Oysters in French Rolls.

TAKE a quart of large Oysters; wash them in their own liquor, and strain it, and put them in it with a little salt, some pepper, mace, and sliced nutmeg; let the Oysters stew a little with all these things, and thicken them up with a great deal of butter; then take six *French* rolls, cut a piece off the top, and take out the crumb, and take your Oysters boiling hot, and fill the rolls full, and set them near the fire on a chafing-dish of coals, and let them be hot through, and as the liquor soaks in, fill them up with more, if you have them, or some hot gravy: So serve them up instead of a pudding.

A Veal Pye.

RAISE an high pye, then cut a fillet of Veal into three or four fillets, season it with savoury spice, a little minced sage and sweet-herbs; lay
it

it in the pye, with slices of bacon at the bottom, and betwixt each piece lay on butter, and close the pye.

A Turkey Pye.

BONE the Turkey, season it with savoury spice, and lay it in the pye with two Capons, or two Wild-Ducks cut in pieces to fill up the corners; lay on butter, and close the pye.

A Florendine of a Kidney of Veal.

SHRED the kidney, fat and all, with a little spinnage, parsley and lettuce, three pippins and orange-peel; season it with sweet spice and sugar, and a good handful of currants, two or three grated biskets, sack and orange-flower-water, two or three eggs; mix it into a body, and put it into a dish, being covered with puff-paste, lay on a cutlid, and garnish the brim.

A Marrow-Pudding.

BOIL a quart of cream or milk, with a stick of Cinnamon, a quartered nutmeg and large mace; then mix it with eight eggs well beat, a little salt, sugar, sack, and orange-flower-water, strain it, then put to it three grated biskets, an handful of currants, as many raisins of the sun, the marrow of two bones, all in four large pieces, then gather to a body over the fire; then put it into a dish, having the brim thereof garnished with puff-paste, and raised in the oven; then lay on the four pieces of marrow, knots and pastes, sliced citron and lemon-peel.

A Calves-Foot Pudding.

TAKE Calves feet, shred them very fine, and mix them with a penny-loaf grated and scalded with a pint of cream; put to it half a pound of shred beef-suet, eight eggs, and a handful of plump'd currants; season it with sweet spice and sugar, a
little

little sack and orange-flower-water, the marrow of two bones; then put it in a veal caul, being washed over with the batter of eggs, then wet a cloth and put it therein, tie it close up; when the pot boils, put it in; boil it about two hours; then turn it in a dish, and stick on it sliced almonds and citron; let the sauce be sack and orange-flower-water, with lemon-juice, sugar and drawn butter.

To stuff a Shoulder or Leg of Mutton with Oysters.

TAKE a little grated bread, some beef-suet, yolks of hard eggs, three anchovies, a bit of an onion, salt and pepper, thyme and winter-savoury, twelve oysters, some nutmeg grated: Mix all these together, and shred them very fine, and work them up with raw eggs like a paste, and stuff your Mutton under the skin in the thickest place, or where you please, and roast it; and for sauce take some of the oyster-liquor, some claret, two or three anchovies, a little nutmeg, a bit of an onion, the rest of the oysters: Stew all these together, then take out the onion, and put it under the Mutton.

Sauce for boil'd Mutton.

TAKE a piece of liver as big as a pigeon's egg, and boil it tender, with half a handful of parsley and a few sprigs of pot thyme, with the yolks of three or four eggs boiled hard, bray them with a spoon till they are dissolved; then add one anchovy washed and stripped from the bone, thyme, beaten pepper and grated nutmeg, with a little salt; put these all together in a sauce-pan, with a glass of white-wine, and the gravy that has drained from your leg of Mutton after it is taken out of the pot, or a quarter of a pint of the liquor the Mutton is boiled in: Mix it all together, and give it a boil, then beat it up with three ounces of butter: you may

may add a tea-spoonful of vinegar, which takes off a sweetness it's apt to have: it's best to make the sauce thick, or it will be too thin when the mutton is cut.

To boil a Pike.

CUT open a living Pike, gut it, and scour the outside and inside very well with salt, then wash it clean, and have in readiness a pickle to boil it in, water, vinegar, mace, whole pepper, a bunch of sweet herbs, and a small onion; there must be liquor enough to cover it; when the liquor boils put in the Pike, and make it boil soon, (half an hour will boil a very large Pike;) make your sauce with white-wine, a little of the liquor, two anchovies, some shrimps, or lobster, or crab; beat and mix with it grated nutmeg, and butter flower'd to thicken it; pour your sauce over the Fish, garnish'd with horse-radish and slic'd lemon.

Soles to stew.

WHEN your Soles are wash'd, and the fins cut off, put them into a stew-pan, with no liquor but a quarter of a pint of white-wine, some mace, whole pepper, and salt; when they are half stew'd, put in some thick cream, and a little piece of butter dipp'd in flour; when that is melted, put in some oysters with their liquor, keep them often shaking, till the fish and oysters are enough, or that the oysters will break; squeeze in a little piece of lemon, give them a scald, and pour it into the dish.

To roast a Pike.

TAKE a large Pike, gut it, and clean it, and lard it with eel and bacon, as you lard a fowl; then take thyme and savoury, salt, mace, and nutmeg, some crumbs of bread, beef-suet, and parsley; shred all very fine, and mix it up with raw eggs; make it in a long pudding, and put it in
C. the

the belly of your Pike, skewer up the belly, and dissolve anchovies in butter, and baste it with it; put two splints on each side the Pike, and tie it to the spit, melt butter thick for the sauce, or if you please, oyster-sauce, and bruise the pudding in it. Garnish with lemon.

To roast a Pike in Embers.

WHEN your fish is scal'd, and well dry'd in a cloth, make a pudding with sweet herbs, grated bread, and onion, wrapt up in butter; put it into the belly, and sew it up, turn the tail into the mouth, and roll it up in white paper, and then in brown, wet them both, and tie them round with packthread; then rake it up in the Embers, and let it lie two or three hours, then take it up, and take the pudding out of the belly, mix it with the sauce, such as is usually made for fish, and serve it up.

A Ragoo of Sweet-breads.

TAKE your Sweet-breads and skin them, and put some butter in the frying-pan, and brown it with flour, and put the Sweet-breads in; stir them a little, and turn them; then put in some strong broth and mushrooms, some pepper and salt, cloves and mace; let them stew half an hour; then put in some forc'd-meat balls, some artichoke-bottoms cut small and thin; make it thick, and serve it up with sliced lemon.

A Ragoo of Oysters.

PUT into your stew-pan a quarter of a pound of butter, let it boil; then take a quart of oysters, strain them from their liquor, and put them to the butter; let them stew with a bit of eschalot shred very fine, and some grated nutmeg, and a little salt; then beat the yolks of three or four eggs with the oyster-liquor and half a pound of butter, and shake all very well together till 'tis thick, and

serve it up with sippets, and garnish with sliced lemon.

To mumble Rabbits and Chickens.

PUT into the bellies of your Rabbits, or Chickens, some parsley, an onion, and the liver; set it over the fire in the stew-pan with as much water as will cover them, with a little salt; when they are half boiled take them out, and shred the parsley, liver, and onion, and tear the flesh from the bones of the Rabbit in small flakes, and put it into the stew-pan again with a very little of the liquor it was boiled in, and a pint of white-wine, and some gravy, and half a pound or more of butter, and some grated nutmeg; when 'tis enough, shake in a little flour, and thicken it up with butter. Serve it on sippets.

To stew Mushrooms.

TAKE some strong broth, and season it with a bunch of sweet-herbs, some spice and anchovies, and set it over the fire till 'tis hot; then put in the Mushrooms, and just let them boil up; then take some yolks of eggs, with a little minced thyme and parsley, and some grated nutmeg, and stir it over the fire till 'tis thick. Serve it up with sliced lemon.

To Collar a Calves Head.

TAKE a Calf's Head with the skin and hair upon it; then scald it to fetch off the hair; then parboil it, but not too much; then get it clean from the bones while it is hot; you must slit it on the fore-part; season it with pepper, salt, cloves, mace, nutmeg, and sweet-herbs, shred small, and all mix'd together with the yolks of three or four eggs, and spread it over the Head, and roll it up hard. Boil it gently for three hours, in just as much water as will cover it; when 'tis tender 'tis boiled enough. If you do the tongue, first boil it

and peel it, and slice it in thin slices, and likewise the palate, and put them and the eyes in the inside of the Head before you roll it up. When the Head is taken out, season the pickle with salt, pepper, and spice, and give it a boil, adding to it a pint of white-wine, and as much vinegar. When 'tis cold, put in the Collar; and when you use it, cut it in slices.

To collar Cow-Heels.

TAKE five or six Cow-Heels or Feet, and bone them while they are hot, and lay them one upon another, strewing some salt between; then roll them up in a coarse cloth, and squeeze in both ends, and tie them up very hard; boil it an hour and half; then take it out, and when it's cold put it into common souce-drink for brawn. Cut off a little at each end, it looks better. Serve it in slices, or in the Collar, as you please.

A Tansy.

BOIL a quart of cream or milk with a stick of cinnamon, quarter'd nutmeg, and large mace; when half cold, mix it with twenty yolks of eggs, and ten whites; strain it, then put to it four grated biskets, half a pound of butter, a pint of spinage-juice, and a little tansy, sack, and orange-flower water, sugar, and a little salt; then gather it to a body over the fire, and pour it into your dish, being well butter'd: When it is baked, turn it on a pye-plate; squeeze on it an orange, grate on sugar, and garnish it with slic'd orange and a little tansy. Made in a dish; cut as you please.

Scotch Collops.

CUT your Collops off a fillet of veal; cut them thin, hack them and fry them in fresh butter; then take them out and brown your pan with butter and flour, as you do for a soop. Do not make it too thick; put in your Collops and some bacon
cut

cut thin and fry'd, and some forc'd-meat balls fry'd, some mushrooms, oyſters, artichoke-bottoms diced, lemon, and ſweet-breads, or lamb-ftones ; ſome ſtrong broth, gravy, and thick butter ; toſs up all together. Garniſh the diſh with ſliced lemon.

To ſtew a Rump of Beef.

SEASON your Rump of Beef with two nutmegs, ſome pepper and ſalt, and lay the fat ſide downward in your ſtew-pan ; put to it a quarter of a pint of vinegar, a pint of claret, three pints of water, three whole onions ſtuck with a few cloves, and a bunch of ſweet-herbs ; cover it cloſe, and let it ſtew over a gentle fire four or five hours ; ſcum off the fat from the liquor. Lay your meat on ſippets, and pour your liquor over it. Garniſh your diſh with ſcalded greens.

To roast an Eel.

TAKE a large Eel, and ſcour him well with ſalt ; then ſkin him almoſt to the tail ; then gut, and waſh, and dry him ; then take a quarter of a pound of ſuet, ſhred as fine as poſſible ; put to it ſweet-herbs, an eſchalot likewise, ſhred very fine, and mix it together with ſome ſalt, pepper, and grated nutmeg : ſcotch your Eel on both ſides, the breadth of a finger's diſtance, and waſh it with yolks of eggs, and ſtrew ſome ſeaſoning over it, and ſtuff the belly with it ; then draw the ſkin over it, and put a long ſkewer through it, and tye it to a ſpit, and baſte it with butter, and make the ſauce anchovy and butter melted.

To make a pale Fricafy.

TAKE lamb, chicken, or rabbits, cut in pieces, waſh it well from the blood, then put it in a broad pan or ſtew-pan ; put in as much fair water as will cover it ; put in ſalt, a bunch of ſweet-herbs, ſome pepper, and onion, two anchovies, and ſtew it till 'tis enough ; then mix in a poringer fix yolks of

eggs, a glass of white-wine, a nutmeg grated, a little chopp'd parsley, a piece of fresh butter, and three or four spoonfuls of cream; beat all these together, and put it into your stew-pan, and shake it together till 'tis thick. Dish it on sippets, and garnish with sliced lemon.

To pickle Oysters.

OPEN your Oysters, and get the grit from them, and stew them in their own liquor in an earthen pipkin till they are tender; then take up the Oysters, and cover them, that they may not be discoloured; then increase the liquor with as much more water, and let it boil till one third is consumed; then put your Oysters into your pot or barrel, laying between the rows some whole pepper and spice, and a few bay-leaves; and when the pickle is cold, put it to your Oysters, and keep them very close covered.

To hash a Calf's Head.

BOIL your Calf's Head almost enough, and when 'tis cold, cut the meat in thin slices clean from the bone, and put it into a stew-pan, with some strong broth, a glass of white-wine, some oysters and their liquor, a bunch of sweet-herbs, two or three eschalots, a nutmeg quartered, and let these stew on a slow fire till they are enough; then put in two or three anchovies, the yolks of four eggs well beaten, and a piece of butter, and thicken it up; then have ready fry'd some thin slips of bacon, some forc'd-meat balls, some large oysters dipp'd in butter; the brains first boiled and then fried, some sweet-breads cut in slices, some lamb-stones cut in rounds; then put your Hash in your dish, and the other things, some round and some on it. Garnish the dish with sliced lemon.

To make Scotch Collops.

CUT thin slices out of a Leg of Veal, as many as you think will serve for a dish, and hack them, and lard some with bacon, and fry them in butter; then take them out of the pan, and keep them warm, and clean the pan, and put into it half a pint of oysters, with their liquor, and some strong broth, one or two eschalots, a glass of white-wine, two or three anchovies minced, some grated nutmeg; let these have a boil up, and thicken it with four or five eggs and a piece of butter, and then put in your Collops, and shake them together till 'tis thick; put dried sippets on the bottom of the dish, and put your Collops in, and so many as you please of the things in your hash.

A Fricassee of Veal.

CUT a Fillet of Veal in thin slices, a little broader than a crown-piece, beat them with a rowling-pin, to make them tender; then steep them in milk three hours, take a blade or two of mace, a few corns of pepper, a small sprig of thyme, a little piece of lemon-peel, a bone of mutton and the Veal-bones, stew them gently all together for sauce; if you have no mutton, a little piece of beef, if no beef, a spoonful of gravy at least; then drain the milk from the Veal, and put fresh milk into a stew-pan, and stew the Veal in it without salt, for that curdles the milk; so stew it till it is enough, or you may half-stew it, and fry it as pale as possible; then drain it, and strain the sauce, and beat it up with some salt, flour, and butter, a pretty deal of cream, and some white-wine; just at the last you may shred a little parsley, and scalding it, strew it upon the Veal, and squeeze a little lemon, which will thicken the sauce. You may make the same sauce for this as you do for the boil'd Turkey, if you like it better.

Pull'd Chickens.

BOIL six Chickens near enough, then flea them, and Pull the white flesh all off from the bones, put it in a stew-pan with half a pint of cream, which must be first made scalding-hot, the gravy that runs from the Chickens, a few spoonfuls of that liquor they were boil'd in ; to this add some raw parsley shred fine, give them a tofs or two over the fire, and dust a little flour upon some butter, and shake up with them. Chicks done this way must be killed the night before, and little more than half boiled, and Pull'd in pieces as broad as your finger, and half as long ; you may add a spoonful of white-wine.

A Fricassee of Chickens.

AFTER you have drawn and wash'd your Chickens, halfboil them ; then take them up and cut them in pieces, and put them into a frying-pan, and fry them in butter, then take them out of the pan and clean it, and put in some strong broth, some white-wine, some grated nutmeg, a little pepper and salt, a bunch of sweet-herbs, and an eschalot or two ; let these, with two or three anchovies, stew on a slow fire and boil up ; then beat it up with butter and eggs till 'tis thick, and put your Chickens in, and tofs them well together ; lay sippets in the dish, and serve it up with sliced lemon and fried parsley.

A fine Side-Dish.

TAKE veal, chicken, or rabbit, with as much marrow, or beef-suet, as meat ; with a little thyme, lemon-peel, marjoram, two anchovies washed and boned ; a little pepper, salt, mace, and cloves ; bruise the yolks of hard eggs, some oysters, or mushrooms ; mix all these together, and chop them, and beat them in a mortar very fine ; then
spread

spread the caul of a breast of veal on a table, and lay a layer of this, and a layer of middling bacon, cut it in thin small pieces, and roll it up hard in the caul, roast or bake it as you like. Cut it into thin slices, and lay it in your dish, with a rich gravy sauce.

Gravy to keep for Use.

TAKE a piece of coarse beef, cover it with water; when it has boiled some time, take out the meat, beat it very well, and cut it in pieces to let out the gravy; then put it in again, with a bunch of sweet-herbs, an onion stuck with cloves, a little salt, some whole pepper; let it stew, but not boil; when it is of a brown colour, it is enough; take it up, put it in an earthen pot, and let it stand to cool; when it is cold, scum off the Fat; it will keep a week, unless the weather be very hot. If for a brown fricassee, put some butter in your frying-pan, and shake in a little flour as it boils, and put in some Gravy, with a glass of claret, and shake up the fricassee in it: if for a white fricassee, then melt your butter in the Gravy, with a little white-wine, a spoonful or two of cream, and the yolks of eggs.

An Amulet of Eggs the savoury Way.

TAKE a dozen of Eggs, beat them very well and season them with salt, and a little pepper, then have your frying-pan ready, with a good deal of fresh butter in it, and let it be thoroughly hot; then put in your Eggs, with four spoonfuls of strong gravy, and have ready parsley, and a few chives cut, and throw them over it, and when it is enough turn it; and when done dish it, and squeeze orange or lemon over it.

A Fricasfy of Rabbets.

CUT and wash your Rabbets very well, and put them in a frying-pan, with a pound of butter, an onion stuck with cloves, a bunch of sweet-herbs, and some salt; let it stew till it is enough; then beat up the yolks of six eggs, with a glass of white-wine, a little parsley shred, a nutmeg grated, and mix it by degrees with the liquor in your pan, and shake it till it is thick, and serve it up on sippets. Garnish the dish with sliced lemon.

A Fricasfy of Tripe.

TAKE lean Tripes and cut and scrape them from all the loose stuff, cut them in pieces two inches square, and then cut them cross from corner to corner, or in what shape you please, put them into a stew-pan, with half as much white-wine as will cover them, sliced ginger, whole pepper, and a blade of mace, a little sprig of rosemary, and a bay-leaf, an onion, or a small clove of garlick; when it begins to stew, a quarter of an hour will do it; then take out the herbs and onion, and put in a little shred parsley, the juice of a lemon, and a little piece of anchovy shred small, a few spoonfuls of cream, the yolk of an egg, or a piece of butter: salt it to your taste; when it is in the dish, you may lay on a little boiled spinage and sliced lemon.

A Fricasfy of Double Tripe.

CUT your Tripe in slices two inches long, and put it into a stew-pan; put to it a quarter of a pound of Capers; as much camphire shred, half a pint of strong broth, as much white-wine, a bunch of sweet-herbs, a lemon shred small; stew all these together till it is tender; then take it off the fire, and thicken up the liquor with the yolks of three or
four

four eggs, a little parsley boiled green and chopp'd, some grated nutmeg and salt ; shake it well together. Serve it on sippets. Garnish with lemon.

A Fricassey of Ox-Palates.

MAKE the gravy thus: Take two pounds of beef, cut it in little bits, and put it in a sauce-pan, with a quart of water, some salt, some whole pepper, an onion, an eschalot or two, two or three anchovies, a bit of horse-radish ; let all these stew till it is a strong gravy ; then strain it out, and set it by ; then have ten or twelve Ox-Palates, boil them till they are tender, and peel them, and cut them in square pieces ; then slay and draw two or three chickens, and cut them between every joint, and season them with a little nutmeg, salt, and shred thyme, and put them in a pan, and fry them with butter ; when they are half fry'd, then put in half your gravy, and all your Palates, and let them stew together, and put the rest of your gravy into a sauce-pan, and when it boils, thicken it up with the yolks of three or four eggs, beaten with a glass of white-wine, and a piece of butter, and three or four spoonfuls of thick cream ; then pour all into your pan, shake it well together, and dish it up. Garnish with pickled Grapes.

A Fricassey of great Plaice or Flounders.

RUN your knife all along upon the bone on the back-side of your Plaice, then raise the flesh on both sides from the head to the tail, and take out the bone clear ; then cut your Plaice in six collops, dry it very well from the water, sprinkle it with salt, and flour it well, and fry it in a very hot pan of beef-dripping, so that it may be crisp ; take it out of the pan and keep it warm before the fire ; then make clean the pan, and put into it oysters and their liquor, some white-wine, the meat of the shell of a crab or two. Mince half the oysters, some grated nutmeg, three anchovies. Let all these stew up together ;

together; then put in half a pound of butter, and put in your Plaice, and tosse them well together, and dish them on sippets, and pour the sauce over them. Garnish the dish with yolks of hard eggs minced, and sliced lemon. After this manner do salmon or any firm fish.

To fricassee Fish.

MELT butter according to the quantity of fish you have; melt it thick, cut your fish in pieces in length and breadth three fingers, then put them and your butter into a frying or stew-pan: it must not boil too fast, for fear of breaking the fish, and turning the butter into oil; turn them often till they are enough: put in a bunch of sweet-herbs at first, an onion, two or three anchovies cut small, a little pepper, nutmeg, mace, lemon-peel, two or three cloves; when all these are in, put in some claret, and let them stew all together; beat up six yolks of eggs and put them in, with such pickles as you please, as oysters, mushrooms, and capers, shake them well together that they do not curdle: if you put the spice in whole, take it out when it is done. The seasoning ought to be stewed first in a little water, and then the butter melted in that and wine before you put the fish in. Jacks do best this way.

A Craw-fish Soup.

CLEANSE your Craw-fish, and boil them in water, salt and spice, pull off their feet and tails, and fry them; break the rest of them in a stone-mortar, season them with savoury spice and an onion, hard eggs, grated bread, and sweet-herbs boiled in strong broth; strain it, then put to it scalded chopp'd parsley and *French* rolls, then put them therein with a few dried mushrooms. Garnish the dish with sliced lemon, and the feet and tails of the Crawfish. A lobster-soup is done the same way.

To boil Mullet, or any sort of Fish.

SCALE your Fish, and wash them, saving their liver, or tripes, roses, or spawn; boil them in water that is seasoned with salt, white-wine vinegar, white-wine, a bunch of sweet-herbs, a sliced lemon, one or two onions, some horse-radish; and when it boils up, put in your Fish, and for sauce, a pint of oysters with their liquor, a lobster bruised or minced, or shrimps, some white-wine, two or three anchovies, some large mace, a quartered nutmeg, a whole onion: let these have a boil up, and thicken it with butter and the yolks of two or three eggs. Serve it on sippets, and garnish with lemon.

To butter Shrimps.

STEW a quart of Shrimps in half a pint of white-wine, a nutmeg grated, and a good piece of butter; when the butter is melted, and they are hot through, beat the yolks of four eggs with a little white-wine, and pour it in, and shake it well, till it is of the thickness you like; then dish it on sippets, and garnish with sliced lemon.

To butter Crabs or Lobsters.

YOUR Crabs or Lobsters being boil'd and cold, take all the meat out of the shells and body, break the claws, and take out all their meat, mince it small, and put it all together, and add to it two or three spoonfuls of claret, a very little vinegar, a nutmeg grated; then let it boil up till it is thorough hot; then put in some butter melted, with some anchovies and gravy, and thicken up with the yolks of an egg or two; and when it is very hot, put it in the large shell, and stick it with roasts.

Another.

Another.

TAKE the meat out of the shells, and mix it well together with some white-wine, grated nutmeg, salt, and the juice of a lemon, or a little vinegar, put it into a sauce-pan and stir it over a slow fire, with a piece of butter. If they are crabs, warm the shells and put the meat in again. If Lobsters, in a china-dish. Some beaten pepper does well.

To roast Lobsters.

TIE your Lobsters to the spit alive, baste them with water and salt till they look very red, and are enough; then baste them with butter and salt, take them up, and set little dishes round with the sauce, some plain melted butter, some oyster-sauce.

To stew Carp.

TAKE a living Carp, and cut him in the neck and tail, and save the blood; than open him in the belly; take heed you do not break the gall, and put a little vinegar into the belly to wash out the blood; stir all the blood with your hand; then put your Carp into a stew-pan; if you have two Carps, you may cut off one of their heads an inch below the gills, and slit the body in two, and put it into your stew-pan after you have rubbed them with salt; but before you put them in, your liquor must boil; a quart of claret, or as much as will cover them, the blood you saved, an onion stuck with cloves, a bunch of sweet-herbs, some gravy, three anchovies. When this liquor boils up, put in your fish, and cover it close, and let it stew up for about a quarter of an hour; then turn it, and let it stew a little longer; then put your Carp into a dish, and beat up the sauce with butter melted in oyster-liquor, and pour your sauce over it. Your milt, spawn, and
rivets,

rivets, must be laid on the top. Garnish the dish with fried smelts, oysters or spitchcock eel, lemon and fried parsley.

Another Way to stew Carp.

TAKE two Carps, scale and rub them well with salt; then cut them in the nape of the neck and round the tail, to make them bleed. Cut up the belly, take out the liver and guts, and if you please to cut each Carp in three pieces, they will eat the firmer; then put them in a stew-pan, with their blood, a quart of claret, a bunch of sweet-herbs, an onion, one or two eschalots, a nutmeg, a few cloves, mace, whole pepper; cover them close and let them stew till they be half enough; then turn them, and put in half a pound of fresh butter, four anchovies, the liver and guts, taking out the gall, and let them stew till they are enough; then beat the yolks of five or six eggs, with a little verjuice, and by degrees mix it with the liquor the Carp was stewed in. Just give it a scald to thicken it, then put your Carp in a dish, and pour this over it. Garnish the dish with sliced lemon.

To collar Salmon.

TAKE a side of Salmon, and cut off about a handful of the tail; wash your large piece very well, and dry it with a cloth; then wash it over with the yolks of eggs; then make some forc'd-meat with that you cut off the tail; but take off the skin, and put to it a handful of parboiled oysters, a tail or two of lobster, the yolks of three or four eggs boiled hard, six anchovies, a good handful of sweet-herbs chopp'd small, a little salt, cloves, mace, nutmeg, pepper, and grated bread. Work all these together into a body with the yolks of eggs, and lay it all over the fleshy part, and a little more pepper and salt over the Salmon; so roll it up into a Collar, and bind it with broad tape; then boil it in water and salt, and vinegar, but let the liquor boil first; then

then put in your Collars, and a bunch of sweet-herbs, sliced ginger and nutmeg; let it boil, but not too fast; it will ask near two hours boiling; and when it is near enough take it up; put it in your soufing-pan, and when the pickle is cold, put it to your Salmon, and let it stand in it till used; otherwise you may pot it after it is boiled, and fill it up with clarified butter, as you pot fowls; that way will keep longest and best.

Eels to collar.

SPLIT them down the belly, and take the bones out clean, make a seasoning with spice powder'd and herbs chopped fine; strew it in, and roll them up, and sew a cloth over each Eel; so boil them in a pickle made as for tench, and when they are boiled enough, lay them out and keep them in it. The cloths must be taken off when the Eels are cold.

To collar Venison.

TAKE a side of Venison, and bone it and take away all the sinews, and cut it into square Collars, of what bigness you please: It will make two or three Collars; lard it with fat clear bacon, cut your lards as big as the top of your finger, and as long as your little finger; then season your Venison with pepper, salt, cloves, mace, and nutmeg; roll up your Collars, and tie them close with coarse tape; then put them into deep pots; put seasoning at the bottom of the pot, and fresh butter, and three or four bay-leaves; then put in your Venison, and some seasoning and butter on the top, and over that some beef-suet, finely shred, and beaten; then cover up your pot with coarse paste; they will ask four or five hours baking; then take them out of the oven, and let it stand a little; then take out your Venison, and let it drain well from the gravy. Take off all the fat from the gravy, and add more butter to that fat, and set it over a gentle fire to clarify; then

then take it off, and let it stand a little, and scum it well ; then make your pots clean, or have pots fit for each Collar : Put a little seasoning at the bottom, and some of your clarified butter ; then put in your Venison, and fill up your pots with clarified butter ; and be sure your butter be an inch above the meat ; and when 'tis thorough cold, tye it down with double paper, and lay a tile on the top ; they will keep six or eight months: You may, if you please, when you use a pot, put the pot in boiling water a minute, and it will come whole out: Let it stand till 'tis cold, and stick it round with bay-leaves, and one sprig on the top.

To pot Neats-Tongues.

TAKE Neats-Tongues, and rub them very well with salt and water (bay salt is best ;) then take pump-water, with a good deal of salt-petre, and some white salt, and some cloves and mace, and boil it well, and scum it, and when 'tis cold put your Tongues in, and let them lye in it six days ; then wash them out of that liquor, and put them in a pot, and bake them with bread till they are very tender ; and when they are taken out of the oven, pull off their skins, and put them in the pot you intend to keep them in, and cover them over with clarified butter : They will keep four or five months,

To collar a Breast of Veal.

TAKE a Breast of Veal, and bone it, and wash it, and dry it in a clean cloth ; then shred thyme, winter-savoury, and parsley, very small, and mix it with salt, pepper, cloves, mace, and nutmeg ; then strew it on the inside of your meat, and roll it up hard, beginning at the neck end ; tye it up with tape, and put it in a pot fit to boil it in, standing upright: You must boil it in water and salt, and a bunch of sweet-herbs ; when 'tis boiled enough, take it off the fire, and put it in an earthen pot, and when the liquor is cold pour it over it, or

D

else

else boil salt and water strong enough to bear an egg; and when that is cold, pour it on your Veal: When you serve it to the table, cut it in round slices: Garnish with laurel and fennel.

To Collar a Pig.

CUT off the head of your Pig; then cut the body asunder; bone it, and cut two collars off each side; then lay it in water to take out the blood; then take sage and parsley, and shred them very small, and mix them with pepper, salt, and nutmeg, and strew some on every side, or collar, and roll it up, and tie it with coarse tape; so boil them in fair water and salt, till they are very tender: Put two or three blades of mace in the kettle, and when they are enough, take them up, and lay them in something to cool; strain out some of the liquor, and add to it some vinegar and salt, a little white-wine, and three or four bay-leaves; give it a boil up, and when 'tis cold put it to the collars, and keep them for use.

To pot Beef.

TAKE a good Buttock of Beef, and cut out the bone, and lay it flat, and slash it in several places; then salt it well, and let it lie in the salt three days; then take it out, and let it lie in running water with a handful of salt three days longer; then take it out, dry it with a cloth, and season it with pepper, salt, nutmeg, cloves, mace, and two ounces of salt-petre finely beaten; then shred two or three pounds of beef-suet, and one pound in lumps, and three pounds of butter, put some in the bottom of the pot you bake it in; then put in your Beef and the rest of the butter and suet on the top; cover your pot over with coarse paste, and set it in all night with household-bread; in the morning draw it, and pour off all the fat into a pot, and drain out all the gravy; pull the meat all to pieces, fat and lean, and work it into your pots that you keep it in
while

while it is hot, or it will not close so well ; then cover it with the clear fat you poured off ; paper it when 'tis cold, it will keep good a month or six weeks.

To make artificial Venison.

BONE a rump of beef, or a large shoulder of mutton ; then beat it with a rolling-pin ; season it with pepper and nutmeg ; then lay it twenty-four hours in sheep's blood ; then dry it with a cloth, and season it again with pepper, salt, and spice : Put your meat in the form of a patty, and bake it as a Venison-Patty, and make a gravy with the bones, to put in when 'tis drawn out of the oven.

Scotch-Collops.

TAKE the skin from a fillet of veal, and cut it in thin Collops, hack and scotch them with the back of a knife, lard half of them with bacon, and fry them with a little brown butter ; then take them out and put them into another tossing pan ; then set the pan they were fry'd in over the fire again, and wash it out with a little strong broth, rubbing it with your ladle, then pour it to the Collops, do this to every panful till all are fried ; then stew and toss them up with a pint of oysters, two anchovies, two shiver'd palates, cock's-combs, lamb-stones, and sweet-breads, blanch'd and slic'd, savoury balls, onions, a faggot of sweet-herbs ; thicken it with brown butter, and garnish it with lemons.

Chickens forc'd with Oysters.

LARD and truss them ; make a forcing with oysters, sweet-breads, parsley, truffles, mushrooms and onions ; chop these together, and season it ; mix it with a piece of butter and the yolk of an egg ; then tie them at both ends and roast them ; then make for them a ragoo, and garnish them with sliced lemon,

A Calf's-Head hash'd.

YOUR Calf's-Head being slit and cleansed, half boiled and cold, cut one side into thin pieces and fry it in butter; then having a tossing-pan on the stow with a ragoo for made-dishes, toss it up and stew it together, and scotch the other side cross and cross, flour, baste, and boil it. The Hash being thickened with brown butter, put it in the dish; lay over and about it fried balls, and the tongue sliced and larded with bacon, lemon-peel, and beet-root; then fry the batter of eggs, sliced sweet-breads, carv'd sippets and oysters; lay in the Head, and place these on and about the Head; and garnish it with sliced orange and lemon.

A Ragoo of a Breast of Veal.

BONE a Breast of Veal, cut a handsome square piece, then cut the other part into small pieces, brown it in butter, then stew and toss it up in your Ragoo for made-dishes; thicken it with brown butter; put then the Ragoo in the dish, lay on the square piece dic'd, with lemon, sweet-breads, sippets, and bacon fry'd in the batter of eggs, and garnish it with sliced orange.

To recover Venison when it stinks.

TAKE as much cold water in a tub as will cover it a handful over, and put in good store of salt, and let it lie three or four hours; then take your Venison out, and let it lie in as much hot water and salt, and let it lie as long as before; then have your crust in readiness, and take it out, and dry it very well, and season it with pepper and salt pretty high, and put it in your patty. Do not use the bones of your Venison for gravy, but get fresh beef or other bones.

How to force a Fowl.

TAKE a good Fowl, kill, pull and draw it, then slit the skin down the back, and take off the flesh from the bones, and mince it very small, and mix it with one pound of beef-suet shred, and a pint of large oysters chopp'd, two anchovies, an eschalot, a little grated bread, some sweet-herbs; shred all these very well, and mix them, and make it up with yolks of eggs; so put all these ingredients on the bones again, and draw the skin over again; sew up the back, and put the Fowl in a bladder; so boil it an hour and a quarter; then stew some more oysters in gravy, and bruise in a little of your forc'd-meat, and beat it up with fresh butter; put the Fowl in the middle; pour on the sauce, and garnish with sliced lemon.

To boil Fowls and Cabbage.

TAKE a well-shap'd Cabbage, peel off some of the out-side leaves, and cut a piece out of the top; then scoop out the inside, and fill the hole with savoury forc'd-meat beat up with two eggs; let it be ty'd up as a pudding in a cloth, but first put on the top of the Cabbage. When the out-side is tender, lay it between two bon'd Fowls, and on them all some melted butter and slices of dried bacon.

To marinade a Leg of Lamb.

TAKE a Leg of Lamb, cut it in pieces the bigness of a half-crown; hack them with the back of a knife; then take an eschalot, three or four anchovies, some cloves, mace, nutmeg, all beaten; put your meat in a dish, and stew the seasoning over it, and put it in a stew-pan, with as much white-wine as will cover it, and let it lie two hours; then put it all together in a frying-pan, and let it be half enough; then take it out and drain it through a colendar, saving the liquor, and put to your liquor a little pepper and salt, and half a pint of gravy;

dip your meat in yolks of eggs, and fry it brown in butter; thicken up your sauce with yolks of eggs and butter, and pour it in the dish with your meat: Lay sweet-breads and forc'd meat-balls over your meat; dip them in eggs, and fry them. Garnish with lemon.

To force a Leg of Veal, Mutton, or Lamb.

TAKE out all the meat, and leave the skin whole; then take the lean of it and make it into forc'd-meat thus: To two pounds of your lean meat, three pounds of beef-suet; take away all skins from the meat and suet; then shred both very fine, and beat it with a rolling-pin, till you know not the meat from the suet; then mix with it four spoonfuls of grated bread, half an ounce of cloves and mace beaten, as much pepper, some salt, a few sweet-herbs shred small; mix all these together with six raw eggs, and put it into the skin again, and sew it up. If you roast it, serve it with anchovy-sauce; if you boil it, lay colliflower or *French*-beans under it. Garnish with pickles, or stew oysters and put under it, with forc'd-meat balls, or sausages fried in butter.

To ragoo a Breast of Veal.

LARD your Breast of Veal with bacon; then half boil it in water and salt, whole pepper, and a bunch of sweet-herbs; then take it out, and dust it with some grated bread, sweet-herbs shred small, and grated nutmeg and salt, all mixed together; then broil it on both sides, and make a sauce of anchovies and gravy thicken'd up with butter. Garnish with pickles.

To fry Oysters.

BEAT eggs with a little salt, grated nutmeg, and thicken it like thick batter, with grated
white

white bread and fine flour ; then dip the Oysters in it, and fry them brown with beef-dripping.

Beef A-la-mode.

TAKE a good Buttock of Beef, interlarded with great lard, roll'd up in savoury spice, and sweet-herbs ; put it in a great sauce-pan, and cover it close, and set it in the oven all night. This is fit to eat cold.

*A Goose, Turkey, or Leg of Mutton,
A-la-daube.*

LARD it with bacon, and half roast it, then take it off the spit, and put it in as small a pot as will boil it, put to it a quart of white-wine, strong broth, a pint of vinegar, whole spice, bay-leaves, sweet-marjoram, winter-savory, and green onions. When it is ready, lay it in the dish, make sauce with some of the liquor, mushrooms, dic'd lemon, two or three anchovies ; thicken it with brown butter, and garnish it with sliced lemon.

A Leg of Mutton A-la-royal.

LARD your Mutton and slices of Veal with bacon roll'd in spice and sweet-herbs, then, bringing them to a brown with melted lard, boil the Leg of Mutton in strong broth, with all sort of sweet-herbs, and an onion stuck with cloves ; when it is ready lay it on the dish, lay round the collops, then pour on it a ragoo, and garnish with lemon and orange.

A Brown Fricassey of Chickens or Rabbits.

CUT them in pieces, and fry them in butter, then having ready hot a pint of gravy, a little claret, and white-wine, and strong broth, two anchovies, two shiver'd palates, a faggot of sweet-herbs, savoury balls and spice, thicken it with brown butter, and squeeze on it a lemon.

A White Fricasfy of the same.

CUT them in pieces, and wash them from the blood, and fry them on a soft fire, then put them in a tossing-pan, with a little strong broth; season them, and toss them up with mushrooms and oysters; when almost enough, put to them a pint of cream, and thicken it with a bit of butter roll'd up in flour.

A Fricasfy of Lamb.

CUT an hind quarter of Lamb into thin slices, season it with savoury spices, sweet-herbs, and a shallot; then fry them, and toss them up in strong broth, white-wine, oysters, balls and palates, a little brown butter to thicken it, or a bit of butter roll'd up in flour.

Sauce for a Woodcock.

TAKE a very little claret, some good gravy, a blade of mace, some whole pepper and eschalot; let these stew a little, then thicken it up with butter; roast the guts in the woodcock, and let 'em run on sippets, or a toast of white bread, and lay it under your Woodcock, and pour the sauce in the dish.

White Cucumber Sauce.

TAKE six or eight Cucumbers for six chickens, according as they are in bigness, pare and slice them with a piece of onion and some pepper and salt, and as much water as will stew them till they are tender; then toss them up in some butter roll'd in flour, it must be as thick as you can well make it, without burning it, which it is subject to; you may strain it through a thin colendar into another sauce-pan, to take out the seeds, then heat it, and you may pour it upon chickens or rabbits, or a neck of veal.

Brown Cucumber Sauce.

PARE and slice them with a piece of onion, then put a piece of butter in the frying-pan, and when it is hot put in your Cucumbers with flour on them, and stew them till they are brown; then take them out of the pan with a slice, and put them into a sauce-pan, with a little sauce made of broth or gravy that is savoury; when you have so done, burn a piece of butter in a pan, and when it is sufficiently burnt, put your Cucumber-sauce in by degrees, and season it with salt to your taste.

To fry Cucumbers for Mutton Sauce.

YOU must brown some butter in a pan, and cut the Cucumbers in thin slices; drain them from the water, then sling them into the pan, and when they are fried brown, put in a little pepper and salt, a bit of an onion and gravy, and let them stew together, and squeeze in some juice of lemon; shake them well, and put them under your Mutton.

To hash roasted Mutton.

TAKE your Mutton half roasted, and cut it in pieces as big as a half-crown; then put into your sauce-pan half a pint of claret, as much strong broth or gravy, (or water, if you have not the other,) one anchovy, an eschalot, a little whole pepper, some nutmeg sliced, salt to your taste, some oyster-liquor, a pint of oysters: Let these stew a little; then put in the meat, and a few capers and camphire shred; when 'tis hot through, thicken it up with a piece of fresh butter roll'd in flour. Dry sippets and lay in your dish, and pour your meat on them. Garnish with lemon.

To hash a Lamb's Neck.

BOIL the Head and Neck at most a quarter of an hour, the Heart five minutes, and the Lights half an hour, the Liver boil'd or fry'd in
slices

slices (but not hash'd) slice all the rest very thin, put in the gravy that runs from it, and a quarter of a pint of the liquor they are boiled in, a few spoonfuls of walnut liquor, or a little elder-vinegar, a little ketchup, pepper, salt, and nutmeg, the brains a little boiled and chopped, with half a spoonful of flour and a piece of butter as big as a walnut mixed up with them; but before you put in the butter, put in four middling cucumbers sliced thin and stewed a little time, or you may fry them in butter before you put them into the Hash, and shake them up together; but they are excellent good if only stew'd: at the time of the year, green gooseberries scalded, and in grape-time, green grapes, to strew on the top.

To make a savoury Dish of Veal.

CUT large collops out of a Leg of Veal; spread them abroad on a dresser; hack them with the back of a knife, and dip them in the yolks of eggs, and season them with cloves, mace, nutmeg, salt, pepper; then make forc'd-meat with some of your Veal, and beef-suet, and oysters chopp'd, sweet-herbs shred fine, and the aforesaid spice, and strew all these over your Collops; roll and tie them up, and put them on skewers, and tie them to a spit, and roast them; and to the rest of your forc'd-meat add the yolk of an egg or two, and make it up in balls, and fry them, and put them in the dish with your meat when roasted, and make the sauce with strong broth, an anchovy, and an eschalot, and a little white-wine and spice; let it stew, and thicken it up with butter.

Mutton Cutlets.

CUT a Neck of Mutton bone by bone, and beat it flat with your cleaver; have ready seasoning, with grated bread, a little thyme rubb'd to powder, shred parsley, with grated nutmeg, and some lemon-peels minced; then beat up two eggs,
flour

flour your Cutlets on both sides, and dip them in the egg beat up with a little salt, and then roll them in the grated bread and seasoning, put some butter in your frying-pan, and when it is hot, lay in your Cutlets, and fry them brown on both sides ; for sauce, take gravy or strong broth, an onion, some spice, a bit of bacon and a bay-leaf, and boil them well together ; then beat it up with an anchovy, or some oysters, and a quarter of a pint of red wine ; strow upon your Cutlets pickled walnuts in quarters, barberries, samphire, or cucumbers, and a little sliced lemon.

To stew a knuckle of Veal.

CUT your Veal in proper pieces, season it with salt, whole pepper, and large mace, and put the bones chopp'd amongst the meat, fill'd it a little more than half full with water, stew it slowly near an hour ; then take up the meat, and cover it up warm, strain out the spice and bones, bray the mace with a little of the liquor, and put in a quarter of a pint of thick cream, and the yolk of an egg ; if you have no cream, some butter dipp'd in flour, scald it in well over the fire with the rest of the liquor, then pour upon the Veal, and serve it.

To dress a Neck of Mutton.

TAKE the best end of a Neck of Mutton, and cut it into stakes, and beat them with a rolling-pin ; then strew some salt on them, and lay them in a frying-pan, and hold the pan over a soft fire, that may not burn them ; turn them as they heat, and there will be gravy enough to fry them in till they are half enough ; then put to them broth made thus : Take the scrag end of the Mutton, break it in pieces, and put it in a pipkin with three pints of water, an onion, some salt, and when it first boils, scum it very well, and cover it, and let it boil an hour ; then put to it half a pint of white-wine, a spoonful of Vinegar, a nutmeg quarter'd, a little pepper,

per, a bunch of sweet-herbs ; so cover it again, and let it boil till it comes to a pint ; then strain it thro' a hair-sieve, and put this liquor in the frying-pan, and let it fry together till it is enough : then put in a good piece of butter, shake it together, and serve it up. Garnish with pickles.

Collar'd Mutton to eat hot.

TAKE two Loins of Mutton, or a Neck and Breast, bone them, and take off all the skin ; then take some of the fat off from the loins, and make savoury forc'd-meat to spread on them, and clap the two insides together, and where the flesh is thick, cut it, and put in some of the forc'd-meat (first beating it with a rolling-pin) and season it well with pepper and salt, besides the spice that is in the forc'd-meat ; roll this up as close as you can, and then bind a cloth over it and sew it up close, boil it in broth, or salt and water, and when 'tis more than half boiled, straiten the cloth ; when enough, cut the Collar in three pieces, lay upon them heaps of boiled spinage, sliced lemon, and pickled barberries : before you divide your collar, cut a little slice off of each end that they may stand well in the dish ; make sauce with the bones of the mutton boiled in some of the broth, an onion, some whole spice, a piece of dried bacon, a bay-leaf, an anchovy, a little piece of lemon-peel, and some red wine, beat it up with butter, and some oysters, if you have them : this will require near four hours boiling. Your collar may be made over-night ; you may boil a little brown toast in your sauce with walnut-pickle. You ought to make forc'd-meat enough for balls to fry and put into the sauce.

To Collar a Breast of Mutton.

TAKE a large Breast of Mutton, take off the red skin, the bones, and gristles ; then grate white bread, a little cloves, mace, salt, and pepper ; the yolks of three hard eggs bruised small, and a lit-

tle lemon-peel shred fine ; make your meat even and flat, and strew your seasoning over it, with four or five anchovies wash'd and bon'd ; then roll your meat like a Collar, and bind it with coarse tape, and bake, boil, or roast it : cut it into three or four pieces, and dish it with strong gravy-sauce thicken'd with butter : you may fry oysters and forc'd-meat balls on it if you please : 'tis very good cold. Cut it in slices like collar'd beef.

To collar Beef.

TAKE a Flank, and cut the skin off, lay it in pump-water, with three handfuls of bay-salt, and an ounce of saltpetre, let it lie in the brine three days ; then take some pepper, two nutmegs, and a good handful of green sweet-marjoram, half a handful of sage, some rosemary and thyme, all green, with a good handful of parsley ; chop the herbs small, then lay the beef on a table, cut the lean piece, and put in the thick fat part, strew it all over with the herbs and spice, then roll it up as close as you can, tie it very well with tape bound about it ; then put it into a long pot, and fill it up with the brine it was laid in, tie a wet paper over it, put it in an oven when your bread is drawn, let it stand all night ; next day heat your oven hot, and let your beef stand four hours, then draw it out, and let it stand in the liquor till it is half cold ; then take it out, and strain your tape and bind it up closer. You must put two middling handfuls of salt into the herbs when you roll it up, besides the brine ; the rosemary ought to be chopp'd fine by itself, and then with the rest of the herbs.

Another.

LA Y your Flank of Beef in ham-brine eight or ten days ; then dry it in a cloth, and take out all the leather and the skin ; scotch it cross and cross, season it with savoury spice, two or three anchovies, an handful or two of thyme, sweet-marjoram, winter-

winter-favory, and onions ; strew it on the meat, and roll it in a hard Collar in a cloth ; sew it close, and tie it at both ends, and put it in a Collar-cloth, with a pint of claret, and cochineal, and two quarts of pump-water, and bake it all night ; then take it out hot, and tie it close at both ends ; then set it upon one end, and put a weight upon it, and let it stand till 'tis cold ; then take it out of the cloth, and keep it dry.

To keep collar'd Beef.

YOU may keep a Collar of Beef two months in a liquor made of one quart of Cyder and two of stale small-beer, boiled with a handful of salt ; if it mothers, take it off, and boil it again, and when cold, put in your Beef ; first keep it as long as you can dry, which is to be done by rolling it up in a cloth when 'tis first bak'd, tying it at both ends, hanging it up to dry till cold, and taking off the cloths, wrap it up in white paper and keep it in a dry place, but not near the fire ; and when you have kept it dry as long as you can, put it into the pickle as before.

To collar Pig.

SLIT the Pig down the back, take out all the bones, wash it from the blood in three or four waters, wipe it dry, and season it with savoury spice, thyme, parsley, and salt, and roll it in a hard Collar ; tie it close in a dry cloth, and boil it with the bones in three pints of water, a handful of salt, a quart of vinegar, a faggot of sweet-herbs, whole spice, a pennyworth of ising-glass ; when it is boiled tender, take it off ; and when cold, take it out of the cloth, and keep it in this pickle.

To pot Ducks, or any Fowls, or small Birds.

BREAK all the bones of your Duck with a rolling-pin, take out the thigh-bones and as many others as you can, keeping the Duck whole, season
it

it with pepper, salt, nutmeg and cloves; lay them close in a pot with their breasts down, put in a little red wine, a good deal of butter, and lay a small weight upon them; when they are bak'd, let them stand in the pot till they are near cold to suck up the seasoning the better; then put them in another pot, and pour clarified butter on them; if they are to keep long put away the gravy, if to spend soon put it in: take care to season them well.

To pot a Swan.

BONE and skin your Swan, and beat the flesh in a mortar, taking out the strings as you beat it; then take some clear fat bacon, and beat with the Swan, and when 'tis of a light flesh-colour, there is bacon enough in it; and when 'tis beaten till 'tis like dough, 'tis enough; then season it with pepper, salt, cloves, mace and nutmeg, all beaten fine; mix it well with your flesh, and give it a beat or two all together; then put it in an earthen pot, with a little claret and fair water, and at the top two pounds of fresh butter spread over it; cover it with coarse paste, and bake it with bread; then turn it out into a dish, squeeze it gently to get out the moisture; then put it in a pot fit for it; and when 'tis cold, cover it over with clarified butter, and next day paper it up. In this manner you may do Goose, Duck, or Beef, or Hare's flesh.

To dress a Hare.

FLEA your Hare, and lard it with bacon; take the liver, give it one boil; then bruise it small, and mix it with some marrow, or a quarter of a pound of beef-suet shred very fine, two anchovies chopp'd small, some sweet-herbs shred very small, some grated bread, a nutmeg grated, some salt, a little bit of eschalot cut fine; mix these together with the yolks of two or three eggs; then work it up in a good piece of butter; flour it, and when
your

your Hare is spitted, lay this pudding in the belly, and sew it up, and lay it to the fire ; put a dish under to receive what comes from the Hare ; baste it well with butter, and when 'tis enough, put in the dish with it a sauce made with a strong broth, the gravy of your Hare, the fat being taken off, and some claret ; boil these up, and thicken it with butter. When the Hare is cut up, mix some of the pudding with your sauce. Garnish the dish with sliced lemon.

Some instead of the pudding in the belly roast a piece of bacon, with some thyme ; and for sauce, have melted butter and thyme mixed with what comes from the Hare.

To make Westphalia Bacon.

MAKE a pickle as follows : take a gallon of pump-water, a quarter of a peck of bay-salt, as much white-salt, a pound of petre-salt, and a quarter of a pound of saltpetre, a pound of coarse Sugar, and an ounce of Socho tied up in a rag : Boil all these together very well, and let it stand till 'tis cold ; then put in the Pork, and let it lie in this pickle a fortnight ; then take it out and dry it over saw-duft. This pickle will do tongues, but you must first let the tongues lie six or eight hours in pump-water, to take out the sliminess ; and when you have laid them in the pickle, dry them as your Pork.

To salt and dry a Ham of Bacon.

TAKE *English* bay-salt, and put it in a vessel of water suitable to the quantity of Hams you do, make your pickle strong enough to bear an egg with your bay-salt ; then boil and scum it very well ; then let the pickle be thoroughly cold, and put into it so much red-saunders as will make it of the colour of claret ; then let your pickle stand three days before you put your Hams into it. The Hams must lie

lie in the pickle three weeks ; then carefully dry them where wood is burnt.

To dry Tongues.

TA K E to every two ounces of salt-petre a pint of petre-salt, and rub it well, after it is finely beaten, over your Tongue, and then beat a pint of bay-salt, and rub that on over it, and every three days turn it ; and when it has lain nine or ten days, hang it in wood-smoke to dry. Do a hog's-head this way. For a ham of pork or mutton, have a quart of bay-salt, half a pound of petre-salt, a quarter of a pound of salt-petre, a quarter of a pound of brown sugar, all beaten very fine, mix'd together, and rubb'd well over it ; let it lie a fortnight ; turn it often, and then hang it up a day to drain, and dry it in wood-smoke.

To salt Hams, or Tongues, &c.

TA K E of *Spanish* salt a peck, of salt-petre, four ounces double refin'd ; five pounds of very brown sugar ; put to all these as much water as will bear an egg ; after it is well stirr'd, lay in the Hams so that they are cover'd with the pickle ; let them lie three weeks if middling Hams, if large a month ; when you take them out, dry them well in a cloth and rub them with bay-salt, then hang them up to dry, and smoke them with saw-duft every day for a fortnight together ; the chimney you hang them in must be of a moderate heat, the pickle must be raw, and not boil'd. This quantity is enough to salt six Hams at a time. When you take them out, you may boil the pickle, and skim it clean, putting in some fresh salt. If you keep your Hams till they are dry and old, lay them in hot grains, and let them lie till cold, then wrap them up in hay, and boil them tender ; set them on in cold water when they are dry, the houghs being before stopp'd with salt, and ty'd up close in brown paper, to keep out the flies.

Neats Hearts, Tongues, or Hogs Cheeks, do well in the same pickle; the best way is to rub Hams with bay-salt and sugar three or four days before you put them in this pickle.

Another.

TA K E three or four gallons of water, put to it four pounds of bay-salt, four pounds of white-salt, a pound of petre-salt, a quarter of a pound of salt-petre, two ounces of prunella-salt, a pound of brown sugar; let it boil a quarter of an hour; scum it well, and when it is cold sever it from the bottom into the vessel you keep it in.

Let Hams lie in this pickle four or five weeks.

A Clod of *Dutch* Beef as long.

Tongues a Fortnight.

Collar'd Beef eight or ten days.

Dry them in a stove, or with wood in a chimney.

To make Dutch-Beef.

TA K E the lean part of a Buttock of Beef raw; rub it well with brown sugar all over, and let it lie in a pan or tray two or three hours, turning it three or four times; then salt it well with common salt and salt-petre, and let it lie a fortnight, turning it every day; then roll it very strait in a coarse cloth, and put it in a cheese-press a day and a night, and hang it to dry in a chimney. When you boil it, you must put it in a cloth: When 'tis cold, it will cut out into shivers as *Dutch* Beef.

To dry Mutton to cut out in Shivers as Dutch Beef.

TA K E a middling Leg of Mutton, then take half a pound of brown sugar, and rub it hard all over your Mutton, and let it lie twenty-four hours; then take an ounce and half of salt-petre, and mix it with a pound of common salt, and rub that all over the Mutton every other day, till 'tis all on, and let it lie nine days longer; keep the place

place free from brine, then hang it up to dry three days, then smoak it in a chimney where wood is burnt; the fire must not be too hot; a fortnight will dry it: Boil it like other hams, and when 'tis cold cut it out in shivers like *Dutch Beef*.

To dry a Leg of Mutton like Pork.

TAKE a large Leg of Mutton, and beat it down flattish with a cleaver, to make it like *Westphalia* ham; then take six penny-worth of salt-petre, and beat it fine, and rub it all over your Mutton, and let it lie all night; then make a pickle with bay-salt and pump-water, strong enough to bear an egg, and put your Mutton into it, and let it lie ten days; then take it out, and hang it in a chimney where wood is burnt, till 'tis thorough dry, which will be about three weeks. Boil it with hay, till 'tis very tender; do it in cool weather, or it will not keep well.

To salt Bacon.

CUT your Flitches of Bacon very smooth, make no holes in it: To about threescore pounds of Bacon, ten pounds of salt; dry your salt very well, and make it hot, then rub it hard over the outside, or skinny part, but on the inside lay it all over, without rubbing, only lightly on, about half an inch thick. Let it lie on a flat board, that the brine may run from it, nine days; then mix with a quart of hot salt, four penny-worth of salt-petre, and strew it all over your Bacon; then heat the rest of your salt, and put over it, and let it lie nine days longer; then hang it up a day, and put it in a chimney where wood is burnt, and there let it hang three weeks or more, as you see occasion.

To pot Salmon.

SCALE and chine your Salmon down the back, and dry it well, and cut it as near the shape of your pot as you can; two nutmegs, near an ounce

of cloves and mace, half an ounce of white pepper, about an ounce of salt; take out all the bones, and cut off the joll below the fins; cut off the tail; season the scaly side first, and lay that at the bottom of the pot; then rub the seasoning on the other side; cover it with a dish, and let it stand all night. It must be put double, and the scaly side top and bottom. Put butter on the bottom and top; cover the pot with some stiff coarse paste; three hours if it is a large fish, if not, two hours will bake it. When it comes out of the oven, let it stand half an hour; then uncover it, and raise it up at one end that the gravy may run out; then put a trencher and a weight on it, to press out the gravy; melt the butter that came from it, but let no gravy be in it; let the butter boil up, and add more butter to it, if there be occasion. Scum it, and fill the pot with the clear butter; when 'tis cold, paper it up.

Salmon or Mackrel to pot.

AFTER you have wash'd them and cleans'd them, dry them in a cloth, cut off the heads and tails and fins, cut them down the bellies, take out the rows, and wipe the black that lies under the rows; take out the bones as clean as you can; season twelve or thirteen with four ounces of salt, half an ounce of nutmegs, as much pepper, a quarter of an ounce of cloves, as much ginger beat very fine; mix with the salt and season them; lay them into a long pot with a few bay-leaves and lemon-peel on the top, a good quantity of fresh butter, and bake them with household bread at least three hours: Lay on a double brown paper wetted and tied close. When they are baked, take them out of the pot while hot, and pull them in small pieces with your fingers; place them close in your potting-pots, and pour clarified butter on the top.

To pot Beef.

TAKE six pounds of the Buttock of Beef, cut it in pieces as big as your fist, season it with a large spoonful of mace, a spoonful of pepper, with twenty-five or thirty cloves, with a good race of ginger; beat them all very fine, mix them with salt, and put them to the Beef; lay it in a pot, and upon it two pound of butter: Bake it three or four hours, well cover'd up with paste; before it is cold take out the Beef, beat it in fine, putting in the warm butter as you do it, so put it down close in pots; if you keep it long keep back the gravy, and if it wants seasoning add some in the beating; pour on clarified butter.

To stew Pigeons.

SEASON your Pigeons with pepper, salt, cloves and mace, and some sweet-herbs; wrap this seasoning up in a bit of butter, and put it in their bellies; then tie up the neck and vent, and half roast them; then put them in a stew-pan, with a quart of good gravy, a little white-wine, some pickled mushrooms, a few pepper-corns, three or four blades of mace, a bit of lemon-peel, a bunch of sweet-herbs, a bit of onion, some oyster-pickle: Let them stew till they are enough; then thicken it up with butter and yolks of eggs. Garnish with lemon. Do Ducks the same way. You may put forc'd meat in their bellies, or shred thyme wrapp'd up in butter. Put forc'd-meat balls in both.

To fricasie a Pig.

HALF roast your Pig, then take it up, and take off the coat, and pull the meat in flakes from the bones, and put it in a stew-pan, with some strong broth, some white-wine, a little vinegar, an onion stuck with cloves, some mace, a bunch of sweet-herbs, and some salt, and lemon-peel; when 'tis almost done, take out the onion, herbs, and le-

mon-peel, and put in some mushrooms, and thicken it with cream and eggs. The head must be roasted whole, and set in the middle, and the Fricasfy round it. Garnish with lemon.

To stew Cod.

CUT your Cod in thin slices, and lay them one by one in the bottom of a dish; put in a pint of white-wine, half a pound of butter, some oysters and their liquor, two or three blades of mace, a few crumbs of bread, some pepper and salt, and let it stew till 'tis enough. Garnish the dish with lemon.

To make Skuets.

TAKE fine, long, and slender skewers; then cut veal sweet-breads into pieces like dice, and some fine bacon into thin square bits; so season them with forc'd-meat, and then spit them on the skewers, a bit of sweet-bread, and a bit of bacon, till all is on; roast them, and lay them round a fricasfy of sheep's-tongues.

To pot Hare.

TAKE three pounds of the pure flesh of Hare, and a pound and half of the clear fat of pork or bacon, and beat them in a mortar, till you cannot distinguish each from the other; then season it with pepper, salt, a large nutmeg, a large handful of sweet-herbs, as sweet-majoram, thyme, and a double quantity of parsley; shred all very fine, and mix it with the seasoning, and beat it all together, till all is very well mingled; then put it into a pot, and lay it lower in the middle than the sides, and paste it up; two hours will bake it: When it comes out of the oven, have clarify'd butter ready; fill the pot an inch above the meat while it is hot; when 'tis cold, paper it up, so keep it; which you may do three or four months before 'tis cut: The fat of pork is much better than the fat of bacon.

To make a Bisk of Pigeons.

TAKE twelve Pigeons, fill the bellies with forc'd meat, and half roast them, or half boil them in strong broth ; then have slices of *French* bread, toasted hard and stew'd in strong broth, and have in readiness some lamb-stones, and sweet-breads, and palates, they being first boiled tender ; then stew them with your Pigeons in your strong broth ; add balls of forc'd-meat first stew'd or fry'd ; lay your Pigeons in a dish ; lay on them thin slices of grill'd bacon, and your other ingredients, and pour in your strong broth, and garnish with lemon. You may leave out the sweet-breads, and palates, and lamb-stones, and put in scalded herbs, as for soops, and turnips half boiled, and cut like dice, and fry'd brown, and so serve it like a soop, and but six Pigeons.

To do Pigeons in Jelly.

TAKE a knuckle of veal, and a good piece of ising-glass, and make a strong Jelly ; season it with mace, white pepper, salt, bay-leaves, lemon-peel : Then truss your Pigeons as for boiling, and boil them in the Jelly ; when they are cold, put them in the dish you serve them in ; then add the juice of a lemon to your Jelly, and clarify it with the whites of eggs, and run it through a Jelly-bag into a pan, and keep it till 'tis cold : With a spoon lay it in heaps, on and between your Pigeons. Garnish with sliced lemon and bay-leaves.

To make a Poloe.

TAKE a pint of rice, boil it in as much water as will cover it ; when your rice is half boiled put in your fowl, with a small onion, a blade or two of mace, some whole pepper, and some salt ; when 'tis enough, put the fowl in the dish, and pour the rice over it.

To stew Cucumbers.

PA R E twelve Cucumbers, and slice them as for eating, and put them to drain, and then lay them in a coarse cloth till they are dry; flour them, and fry them brown in butter; then put to them some gravy, a little claret, some pepper, cloves and mace, and let them stew a little; then roll a bit of butter in flour, and toss them up; put them under mutton or lamb roasted.

To pot Goose and Turkey.

TAKE a fat Goose, and a fat Turkey; cut them down the rump, and take out all the bones; lay them flat, open and season them very well with white pepper, nutmeg and salt, allowing three nutmegs, with the like proportion of pepper, and as much salt as both the spices; when you have season'd them all over, let your Turkey be within the Goose, and keep them in season two nights and a day; then roll them up as collar'd beef, very tight, and as short as you can, and bind it very fast with strong tape. Bake it in a long pot, with good store of butter, till 'tis very tender, as you may feel by the end; let it lie in the hot liquor an hour, then take it out, and let it stand till next day; then unbind it, and place it in your pot, and melt butter, and pour over it. Keep it for use, and slice it out thin.

To make a Fricassee of Eggs.

BOIL your Eggs hard, and take out a good many of the yolks whole, then cut the rest in quarters, yolks and whites together. Set on some gravy, with a little shred thyme and parsley in it, give it a boil or two; then put in your Eggs, with a little grated nutmeg; shake it up with a bit of butter, till it be as thick as another Fricassee: Then fry artichoke-bottoms in thin slices, and serve it up. Garnish with Eggs shred small.

Another Fricasy of Eggs.

BOIL six Eggs hard ; slice them in round slices ; then stew some morells in white-wine, with an eschalot, two anchovies, a little thyme, and a few oysters or cockles, and salt to your taste ; when they have stewed well together, put in your Eggs and a bit of butter ; toss them together till 'tis thick, and then serve it up.

To fricasay Artichoke-bottoms for a Side-dish.

BOIL your Artichokes tender, take off the leaves and choke, when cold split every Bottom, dredging them with flour, and then dip them in beaten eggs, with some salt and grated nutmeg ; then roll them up in grated bread, fry them in butter ; make gravy sauce thicken'd with butter, and pour under them.

To make Forc'd-meat.

TAKE a piece of a leg of veal, the lean part, and some lean bacon ; mince them very fine, and add a double quantity of suet ; put it all in a marble mortar ; beat it well, sprinkle it with a little water in the beating ; season it with pepper, salt, and a little cloves and mace, to your taste ; shred spinage very fine, if you would have it look green, or else without ; make it up as you use it, with an egg or two, and roll it in long or round balls.

To keep Smelts in Jelly.

TAKE Smelts alive, if you can get them ; chuse out the firmest without spawn ; set them a boiling in a gallon of water, a pint of wine-vinegar, two handfuls of salt, and a bunch of sweet-herbs, and lemon-peel ; let them boil three or four walms, and take them up before they break. The Jelly make thus : Take a quart of the liquor, and a quart of vinegar, and a quart of white-wine, one
ounce

ounce of ising-glass, some cloves, mace, sliced ginger, whole pepper, salt; boil these over a gentle fire, till a third part be consumed, and the ising-glass be melted; then set it by till almost cold: Lay your Smelts in a *China* plate, one by one; then pour it on your Smelts; set it in a cool place; it will jelly by next day.

To stew a Turkey.

TAKE a fine young Turkey, kill'd, pull'd, and drawn; fill the skin on the breast with forc'd-meat, and lard it on the sides with bacon: Put into the belly half an eschalot, and two anchovies, and a little thyme shred small; brown it in a pan, with a little butter; when 'tis very brown, put it in a stew-pan, with strong gravy, some white-wine, or claret, two or three anchovies, some mace, sweet-herbs, a little pepper, and let stew till 'tis thoroughly enough; then thicken the liquor with butter and eggs; fry some *French* loaves dipp'd in cream, after the top and the crumb is taken out; then fill them with stew'd oysters, or shrimps, or cockles, and with them garnish the dish, or with sliced lemon. A hen, goose, or duck, does well this way.

To bake a Rump of Beef.

BONE a Rump of Beef, beat it very well with a rolling-pin, cut off the sinew, and lard it with large pieces of bacon; roll your lards in seasoning, which is pepper, salt, and cloves. Lard athwart the meat, that it may cut handsomely; then season it all over the meat with pepper and salt pretty thick; then tie it with packthread cross and cross, and put the top under the bottom, and tie it up tight, and put it in an earthen pot; break all the bones, and put in the sides and over, to keep it fast that it cannot stir; then put in half a pound of butter, and some bay-leaves, and whole pepper, an eschalot or two, and some sweet-herbs; cover the top of the pot with coarse paste; put it in the oven, and let it stand

eight hours. Serve it up with its own liquor, and some dried sippets.

To make Veal Cutlets.

CUT your Veal Steaks thin ; hack them, and season them with pepper and salt, and sweet-herbs ; wash them over with egg, and strew over them some forc'd-meat ; put two Steaks together, and lard them with bacon ; wash them over with melted butter, and wrap them in white papers butter'd. Roast them on a lark-spit, or bake them ; when they are enough, unpaper them, and serve them with good gravy and sliced lemon.

To dress a Calf's-Head.

SCALD the hair off, and take out the bones ; then have in readiness palates boiled tender, yolks of hard eggs, oysters scalded, and forc'd-meat ; ituff all this into your Head, and sew it up close in a cloth ; boil it three hours ; make a strong gravy for sauce, and garnish with fried bacon.

To make a Pulpatoon of Pigeons.

TAKE mushrooms, palates, oysters, sweet-breads, and fry them in butter ; then put all these into a strong gravy ; give them a heat over the fire, and thicken up with an egg and a bit of butter ; then half roast six or eight Pigeons, and lay them in a crust of forc'd-meat as follows : Scrape a pound of veal, and two pounds of marrow, and beat it together in a stone mortar, after 'tis shred very fine ; then season it with salt, pepper, spice, and put in hard eggs, anchovies, and oysters ; beat all together, and make the lid and sides of your Pye of it ; first lay a thin crust into your pattipan ; then put on your forc'd-meat ; then lay an exceeding thin crust over them ; then put in your Pigeons and other ingredients, with a little butter on the top. Bake it two hours.

To pot Mushrooms.

TAKE of the best Mushrooms, and rub them with a woollen cloth ; those that will not rub, peel and take out the gills, and throw them into water as you do them ; when they are all done, wipe them dry, and put them in a sauce-pan, with a handful of salt and a piece of butter, and stew them till they are enough, shaking them often for fear of burning ; then drain them from their liquor, and when they are cold wipe them dry, and lay them in a pot, one by one, as close as you can, till your pot be full ; then clarify butter ; let it stand till it is almost cold, and pour it into your Mushrooms. When cold, cover them close in your pot. When you use them, wipe them clean from the butter, and stew them in gravy thicken'd, as when fresh.

To pot Herrings.

CUT off their heads, and put them in an earthen pot ; lay them close, and between every layer of Herrings strew some salt, not too much ; put in cloves and mace and whole pepper, and nutmeg cut in bits ; fill up the pot with vinegar and water, and a quarter of a pint of white-wine ; cover it with brown paper, and tye it down, and bake it with brown bread. When cold 'tis fit to eat.

To bake Herrings.

TAKE thirty Herrings, scale them, cut off their heads, and pull out their roes, and wash them very clean, and lay them to drain four or five hours, and roll them in a dry cloth ; season them with pepper and salt, and lay them in a long venison pot at full length ; when you have laid one row, shred a large onion very small, and mix with it a little cloves, mace, and ginger, cut small, and strew it all over the Herrings : And then another row of Herrings and seasoning, and so do till all is in the pot : Let it stand season'd an hour before 'tis put in the oven ;

oven ; then put in a quart of claret, and tie it over with paper, and bake it with household-bread.

To make a Soop.

TAKE twelve pounds of beef, a scrag of mutton, and knuckle of veal ; it must be neck-beef, and the sticking-piece ; put your beef in a sauce-pan, and half fry it with a bit of butter ; then put all in a pot, with nine quarts of water, a good handful of salt, a piece of bacon ; boil and scum it ; then season it ; three onions stuck with cloves, whole pepper, *Jamaica*-pepper, and a bunch of sweet-herbs ; let it boil five or six hours, close covered ; then strain it out, and put it in your dish, with stewed herbs, and toasted bread.

To make Mushroom Liquor and Powder.

TAKE a peck of Mushrooms, wash and rub them clean with a piece of flannel, cutting out all the gills, but not peeling off the skins ; put to them sixteen blades of mace, four cloves, six bay-leaves, twice as much beaten pepper as will lie on a half-crown, a handful of salt, a dozen onions, a piece of butter as big as an egg, and half a pint of vinegar ; stew them up as fast as you can, keeping them stirring till the liquor is out of your Mushrooms ; drain them through a colander, save the liquor and spice, and when cold bottle it for use ; dry the Mushrooms first on a broad-pan in the oven ; afterwards put them on sieves, till they are dry enough to pound to powder. This quantity usually makes about half a pound.

Peas Soop.

TAKE the broth of a leg of beef, and boil in it a piece of bacon and a sheep's-head to mash with a good quantity of Peas ; strain the broth from the husks, then take half a nutmeg, four cloves, and a race of ginger, some pepper, a pretty deal of mint, some sweet-marjoram and thyme ; bruise the
spice,

spice, and powder the herbs, then put them into the Soop; boil leeks in two or three waters till they are tender, and the rankness out of them; put in what other herbs you please, as spinage, lettice, beets, &c. forget not to boil an onion or two in the broth at first; some will burn butter in a stew-pan, and when it is boiling put in a large plate of sliced onions; let them boil till they are tender, keeping them stirring all the time, and boil them in the Soop. Others will scrape a little *Cheshire*-cheese, and strew in the butter and onions; it ought to be old *Cheshire*-cheese. If you put in the onions mention'd last, they must be fry'd in butter brown before they are put into the Soop: When you put them into the fry-ing-pan flour them well, put in fallery and turnips, if you like the taste; but strain the turnips out: To throw an old pigeon in with the meat at first, gives a high taste, or a piece of lean bacon dry'd.

Oyster Soop.

TAKE a quart of small Oysters, put them into a colendar to drain, then strain the liquor through a muslin rag, and put to it half a pint of water, and a quarter of a pint of white-wine; let them stew with a few sprigs of parsley and a little thyme, a little shallot or onion, a little lemon-peel, a few cloves, a blade of mace, a little whole pepper; let them stew gently a pretty while; take a quarter of a pound of butter, and put it into a pan, but flour it well first; then fry it till it has done hissing; dry the Oysters in a cloth, and flour them; put them into the butter, and fry them till they are plump; then take one anchovy and dissolve in the liquor; add some fresh wine, the yolks of two eggs well beaten, then put all into the pan together, and give it a scald; keep it stirring all the time 'tis on the fire: Before you put the Soop into the dish, lay the crust of a *French* loaf, or a toast, at the bottom, which must soak with some of the liquor over coals. Before you put in the whole, you may add strong
broth

broth or fried gravy, if not in *Lent*. This Soop must be thick with butter'd crumbs. You may add burnt butter or sago, but that you must boil in several waters, the more, the whiter it looks. Vermicelly is good in this, but that must boil but little time. Craw-fish and shrimps do well in this Soop; if you have shrimps, the fewer oysters will do.

To make Green Peas Soop.

TAKE half a bushel of the youngest Peas, divide the great from the small; boil the smallest in two quarts of water, and the biggest in one quart; when they are well boil'd, bruise the biggest, and when the thin is drained from it, boil the thick in as much cold water as will cover it: Then rub away the skins, and take a little spinage, mint, sorrel, lettuce and parsley, and a good quantity of marigolds; wash, shred, and boil these in half a pound of butter, and drain the small Peas; save the water, and mingle all together, and a spoonful of pepper whole; then melt a quarter of a pound of butter, and shake a little flour into it, and let it boil; put the liquor to the butter, and mingle all well together, and let them boil up; so serve it with dry'd bread.

To keep Green Peas till Christmas.

SHELL what quantity you please of young Peas; put them in the pot when the water boils; let them have four or five walms; then first pour them into a colander, and then spread a cloth on a table, and put them on that, and dry them well in it: Have bottles ready dry'd, and fill them to the necks, and pour over them melted mutton-fat, and cork them down very close, that no air come to them: Set them in your cellar, and when you use them, put them into boiling water, with a spoonful of fine sugar, and a good piece of butter; and when they are enough, drain and butter them.

To make Asparagus Soop.

TA K E twelve pounds of lean beef, cut in slices ; then put a quarter of a pound of butter in a stew-pan over the fire, and put your beef in ; let it boil up quick till it begins to brown ; then put in a pint of brown ale, and a gallon of water, and cover it close, and let it stew gently for an hour and half ; put in what spice you like in the stewing, and strain out the liquor, and scum off all the fat ; then put in some vermicelly, and some fallery wash'd and cut small, half a hundred of Asparagus cut small, and palates boiled tender and cut ; put all these in, and let them boil gently till tender. Just as 'tis going up, fry a handful of spinage in butter, and throw in a *French* roll.

Asparagus Soop, or Green Peas.

TA K E some strong broth of beef, mutton, or both ; boil in it a large brown toast, a little flour sifted from oatmeal, and three or four handfuls of Asparagus cut small, so far as they are green (or Green Peas), some spinage, white beets, and what herbs you like ; a little fallery, and a few sprigs of parsley ; toast little white toasts, butter them, and pour your Soop upon them ; the brown bread ought to be strain'd off before your Asparagus goes in. Season it with salt to your taste.

White Soop.

TA K E some liquor that has had a leg of mutton boil'd in it, in which you may stew a knuckle of veal, an onion, and a bay-leaf ; strain it off, and put it again into your stew-pan, with a handful of shred fallery, and a good quantity of oysters : Let them boil till they will break, then put in such a quantity of butter'd crumbs as will make it thick ; you may boil in this some vermicelly ; grate in half a nutmeg, salt it to your taste ; some fallery if you please.

To make Scotch Collops.

CUT thin slices off a fillet of veal, and hack them ; then take the yolks of four eggs ; beat a little melted butter, a little salt, and some nutmeg, or lemon-peel grated in it ; then dip in each Collop, and lay them in a pewter-dish, and flour them, and let them lie till you want them. Put a bit of butter in the frying-pan, and your Collops, and fry them quick, shaking them all the while to keep the butter from oiling ; then pour it into a stew-pan cover'd close, and keep it warm ; then put to them some good gravy, some mushrooms, or what else you like, a bit of butter, and toss it up thick, and squeeze an orange over it.

A brown Fricasfy.

TAKE lamb or rabbit cut in small pieces ; grate on it a little nutmeg, or lemon-peel ; fry it quick and brown with butter, then have some strong broth, in which put your morels and mushrooms, a few cock's-combs boil'd tender, and artichoke-bottoms ; a little walnut-liquor, and a bay-leaf ; then roll a bit of butter in flour, shake it well, and serve it up. You may squeeze an orange or lemon over it.

To make Hams of Pork like Westphalia.

TO two large Hams, or three small ones, take three pounds of common salt, and two pounds and half of brown coarse sugar ; mix both together, and rub it well into the Hams, and let them lie seven days, turning them every day, and rub the salt in them, when you turn them ; then take four ounces of salt-petre beat small, and mix with two handfuls of common salt, and rub that well in your Hams, and let them lie a fortnight longer : Then hang them up high in a chimney to smoke.

To make a Pickle for Tongues.

MAKE your Pickle with bay-salt, some salt-petre, and coarse sugar, and spring-water; make it strong, boil and scum it, and when 'tis cold put in your Tongues; turn them often; let them lie three weeks, then dry them.

To make Sausages.

TAKE three pounds of fat, and three pounds of lean pork; cut the lean into thin slices, and scrape every slice, and throw away the skin; have the fat cut as small as can be; mix fat and lean together, shred and mix them well; two ounces and a half of salt, half an ounce of pepper, thirty cloves, and three or four large blades of mace, six spoonfuls of sage, two spoonfuls of rosemary cut exceeding fine, with three nutmegs grated; beat six eggs, and work them well together with a pint of water that has been boil'd, and is perfectly cold: If you put in no herbs, slice a penny white loaf in cream, and steep it all night, and work it in well with your Sausage-meat, with as much cream as will infuse the bread. If you put in raw water, the Sausages are said not to keep so well as when it is boil'd.

Very fine Sausages.

TAKE a leg of pork, or veal; pick it clean from skin or fat, and to every pound of lean meat put two pounds of beef-suet, pick'd from the skins; shred the meat and suet severally very fine; then mix them well together, and add a large handful of green sage shred very small, season it with grated nutmeg, salt and pepper; mix it well, and press it down hard in an earthen pot, and keep it for use. When you use them, roll them up with as much egg as will make them roll smooth, but use no flour: In rolling them up, make them the length of your finger, and as thick as two fingers: Fry them in clarified suet, which must be boiling hot before you
put

put them in. Keep them rolling about in the pan ; when they are fried through, they are enough.

To stew Pigeons with Asparagus.

DRAW your Pigeons, and wrap up a little shred parsley, with a very few blades of thyme, some salt and pepper in a piece of butter ; put some in the belly, and some in the neck, and tie up the vent and the neck, and half roast them ; then have some strong broth and gravy, put them together in a stew-pan ; stew the Pigeons till they are full enough ; then have tops of Asparagus boil'd tender, and put them in, and let them have a walm or two in the gravy, and dish it up.

A Pickle for either Tongues or Hams.

TAKE what quantity of water you please, and with bay-salt and common salt make it strong enough to bear an egg ; then to every gallon of this pickle add half a pound of petre-salt, a pound of coarse sugar, and two or three ounces of salt-petre beat fine ; boil it and scum it, and when 'tis thorough cold put in your Hams or Tongues ; turn them often ; the Hams may lie in the pickle about a month, the Tongues three weeks ; then hang them up to dry.

To stew Pigeons.

SEASON eight Pigeons with pepper and salt, only take a middling cabbage cut a-crofs the middle, and lay the bottom with the thick pieces in the stew-pan ; then lay on your Pigeons, and cover 'em with the top of your cabbage ; then pour in a pint of red wine, and a pint of water ; so let it stew slowly an hour or more, then serve it.

Another.

STUFF your Pigeons with sweet-herbs chopp'd small, some bacon minced small, grated bread, spice, butter, and yolk of egg ; sew them up top

and bottom, and stew them in strong broth, with half a pint of white-wine to six Pigeons, and as much broth as will cover them well, with nutmeg, whole pepper, mace, salt, a little bundle of sweet-herbs, and a bit of lemon-peel, and an onion ; when they are almost done, put in some artichoke-bottoms ready boiled, and fried in brown butter, or asparagus-tops ready boiled ; thicken up the liquor with the stuffing out of the Pigeons, and a bit of butter roll'd in flour : Take out the lemon-peel, bunch of herbs, and onion. Garnish the dish with sliced lemon, and very thin bits of bacon toasted before the fire.

To pickle Hams or Ribs of Beef.

TAKE six gallons of your bloody Beef-brine, or from Pork, and put to it two pounds of brown sugar, and a pound of salt-petre ; boil 'em together, and scum it well, and when 'tis cold put it into the thing you design to pickle in, and put in your Hams ; large ones must lie in the pickle three weeks, small ones but a fortnight, sometimes turning them ; the pickle must be strong enough to bear an egg. This way is only for great families, that kill or use a great deal of Beef.

To stew Green Peas.

TAKE five pints of young Green Peas, put them into a dish with a little spring-water ; favoury, some sweet-marjoram and thyme, and an onion ; a few cloves, and a little whole pepper ; melt half a pound of sweet butter, with a piece of fat dried bacon the bigness of an egg, in a stew-pan, and let it boil till it is brown ; take the white part of three hard lettuces cut very small, and put them into the butter ; set it again on the fire for half a minute, stirring the lettuces four or five times ; then put in the Peas, and after you have given them five or six tosses, put in as much strong broth as will stew them ; then add half a pint of cream, and let them boil till the

the liquor is almost wasted ; bruise them a little with a spoon, and put a quarter of a pint of more cream to them ; tofs them five or six times, and dish them. Any good gravy may be added.

To make Green Peas Soop.

MAKE strong broth of a leg of beef, a knuckle or scrag-end of veal, and scrag of mutton ; clear it off ; then chop some cabbage-lettuce, spinage, and a little sorrel, and put half a pound of butter in a flat sauce-pan ; Dredge in some flour, put it over the fire until 'tis brown ; then put in your herbs, and tofs them up a little over the fire ; then put in a pint and half of Green Peas half boiled before, and then put in your strong broth, and let it just simmer over the fire half an hour ; then cut some *French* bread very thin ; dry it well before the fire, and put that in, and let it stew half an hour longer ; season your broth with pepper, salt, and a few cloves and mace. Garnish the dish with spinage scalded green, and some very thin bits of bacon toasted before the fire.

Strong Broth.

TAKE twelve quarts of water, two knuckles of veal, a leg, or two shins of beef, two pair of calf's feet, a chicken, a rabbit, two onions, cloves, mace, pepper, salt, a bunch of sweet-herbs ; cover it close, and let it boil till six quarts are consum'd : Strain it out, and keep it for use.

To make Craw-fish Soop.

TAKE a gallon of water, and set it a boiling ; put in it a bunch of sweet-herbs, three or four blades of mace, an onion stuck with cloves, pepper, and salt ; then have about two hundred of Craw-fish, save out about twenty ; then pick the rest from their shells ; save the tails whole, the bodies and shells beat in a mortar, with a pint of peas green or dry, that have been boiled tender ; put your boiling

water to it, and strain it boiling hot through a cloth, till you have got all the goodness out, and some good gravy ; then slice *French* bread very thin, and set it to dry very hard : Set your Soop over a stew in a dish, and the *French* bread in it ; cover it, and let it stew till 'tis served up ; then brown a piece of butter in a broad sauce-pan, and put into it your tails, a ladleful of broth, and an onion : Cover that, and set it over a stew, and when you are ready to use it, take out the onion, and put all together in the dish you serve it in, with a whole *French* roll toasted and put in the middle of the dish, and the twenty Craw-fish you saved out, fried, and laid round the dish to garnish it.

If you have a carp, scale and flea it, and take the fish from the bones, and mince the fish small, with a very little bit of eschalot, an anchovy, some parsley and thyme, some spice, salt, a little grated bread, and the yolks of two eggs ; make it up, and sew it in the skin of the carp ; then boil it, but not long, and put it in the middle of your Soop, instead of your *French* roll.

To stew a Neck of Veal.

CUT your Neck of Veal in steaks ; beat them flat, and season them with salt, grated nutmeg, thyme, and lemon-peel, shred very fine ; and when you put it into your pan, put to it some thick cream, according to the quantity you do, and let it stew softly till enough ; then put into your pan two or three anchovies, a little gravy, or strong broth, a bit of butter, and some flour dusted in, and toss it up till 'tis thick, then dish it. Garnish with lemon,

To stew Carp.

SCALE and gut your carp, and wash the blood out of their bellies with vinegar ; then flour them well, and fry them in butter till they are thorough hot, then put them into your stew-pan, with a pint of claret, two anchovies, an onion stuck with

three or four cloves, two or three blades of mace, a bunch of sweet-herbs, and a pound of fresh butter ; put them over a soft fire, three quarters of an hour will do them ; then take your Fish up, and put them in the dish you serve them in ; and if your sauce is not thick enough, boil it a little longer ; then strain it over your Carp. This is a very good way to stew eels, only cut them in pieces, and not fry them. Garnish with horse-radish and lemon.

To pot Eels.

CASE your Eels and gut them, wash them, and dry them, slit them down the back, and take out the bones ; cut them in pieces to fit your pot ; then rub every piece on both sides with pepper, salt, and grated nutmeg ; then lay them close in the pot till 'tis full ; cover the pot with coarse paste, and bake them. A pot that holds eight pound weight must have two hours baking ; when they come out of the oven open the pot, and pour out all the liquor, then cover them with clarified butter.

Mackrel to Caveack.

CUT your Mackrel in pieces, season them as for potting, and rub it in well ; fry them in oil or clarified butter, then lay them on straw by the fire to drain ; when cold put them in vinegar, and cover them with oil, dry them before you season them : They will keep, and are extremely good.

To pickle Mackrel.

SLIT your Mackrel in halves, take out the roes, gut and clean them, and strew salt over them, and lay one on another, the back of one to the inside of the other, so let them lie two or three hours, then wipe every piece clean from the salt, and strew them over with pepper beaten, and grated nutmeg, so let them lie two or three hours longer ; then fry them well, take them out of the pan, and lay them on coarse cloths to drain ; when cold put them in a

pan, and cover them over with a pickle of vinegar boiled with spice, when 'tis cold.

To hash a Calf's Head.

BOIL the Head almost enough, then cut it in half, the fairest half scotch and strew it over with grated bread, and a little shred parsley; set it before the fire to broil, and baste it with butter.

Cut the other half and the tongue in thin slices as big as a crown-piece: Have some strong gravy ready, and put it in a stew-pan with your Hash, an anchovy washed, boned, the head and tail of; a bit of onion, two or three cloves, and two blades of mace, just bruised and put into a rag; then strew in a little flour, and set it to stew: When 'tis enough, have in readiness the yolks of four eggs well beaten, with two or three spoonfuls of white-wine, and some grated nutmeg, and stir it in your Hash till 'tis thick enough; then lay your broiled Head in the middle, and your Hash round. Garnish with lemon and little slices of bacon; always have forc'd-meat balls. You may add sweet breads and lamb-stones, &c.

To jug a Hare.

CUT a Hare in pieces, but do not wash it; season it with half an onion shred very fine, a sprig of thyme, and a little parsley all shred, and beaten pepper and salt, as much as will lie on a shilling, half a nutmeg, and a little lemon-peel; strew all these over your Hare, and slice half a pound of fat bacon into thin slices; then put your Hare into a Jug, a layer of Hare, and the slices of bacon on it; so do till all is in the Jug; stop the Jug close that not any steam can go out; then put it in a pot of cold water, lay a tile on the top, and let it boil three hours; take the Jug out of the kettle, and put half a pound of butter in it, and shake it together till the butter is melted; then pour it in your dish. Garnish with lemon.

To jug Pigeons.

PU L L, crop, and draw your Pigeons, but not wash them ; save the livers, and put them in scalding water, and set them on the fire for a minute or two ; then take them out, and bruise them small with the back of a spoon ; mix with them a little pepper, salt, and grated nutmeg, lemon-peel shred very fine, and chopp'd parsley, two yolks of eggs very hard, and bruised as you did the liver, and suet shaved exceeding fine, and some grated bread ; work these together with raw eggs, and roll it in butter, and put a bit into the crop and belly of your Pigeon, and sew up the neck and vent ; then dip your Pigeons in water, and season them with pepper and salt as for a pye ; then put them in your Jug, with a piece of fallery ; stop them up close, and set them in a kettle of cold water, with a tile on the top, and let it boil three hours ; then take them out of the Jug, and put them in your dish ; take out the fallery, and put in a piece of butter roll'd in flour ; shake it till 'tis thick, and pour it on your Pigeons. Garnish with lemon.

To make Pockets.

CUT three slices out of a leg of veal, the length of a finger, the breadth of three fingers, the thickness of a thumb, with a sharp penknife ; give it a slit through the middle, leaving the bottom and each side whole, the thickness of a straw ; then lard the top with small fine lards of bacon ; then make a forc'd-meat of marrow, sweet-breads, and lamb-stones just boiled, and make it up after 'tis seasoned and beaten together with the yolks of two eggs, and put it into your Pockets as if you were filling a pin-cushion ; then sew up the top with fine thread, flour them, and put melted butter on them, and bake them ; roast three sweet-breads to put between, and serve them with gravy-sauce.

To make Runnet.

TAKE a calf's bag, skewer it up, and let it lie a night in cold water, then turn out the curd into fresh water, wash and pick it very clean, and scour the bag inside and outside ; then put a handful of salt to the curd, and put it into a bag, and skewer it up, and let it lie in a clean pot a year ; then put half a pint of sack into the bag, and as much into the pot, and prick the bag ; then bruise one nutmeg, four cloves, a little mace, and tie them up in a bit of thin cloth, and put it into the pot, and now and then squeeze the spice cloth : In a few days you may use it ; put a spoonful, or at most a spoonful and half, to twenty quarts of milk.

To make a Summer Cream-Cheese.

TAKE three pints of milk just from the cow, and five pints of good sweet cream, which you must boil free from smoke ; then put it to your milk ; cool it till 'tis but blood warm, and then put in a spoonful of runnet ; when 'tis well come, take a large strainer, lay it in a great Cheese-fat ; then put the curd in gently upon the strainer, and when all the curd is in, lay on the Cheese-board, and a weight of two pound. Let it so drain three hours, till the whey be well drained from it ; then lay a Cheese-cloth in your lesser Cheese-fat, and put in the curd, laying the cloth smooth over it as before, and the board on the top of that, and a four-pound weight on it ; turn it every two hours into dry cloths before night, and be careful not to break it next morning ; salt it, and keep it in the fat till the next day ; then put it into a wet cloth, which you must shift every day till 'tis ripe.

To make a New-market Cheese to cut at two Years old.

ANY morning in *September* take twenty quarts of new milk warm from the cow, and colour it

it with marigolds ; when this is done, and the milk not cold, get ready a quart of cream, and a quart of fair water, which must be kept stirring over the fire till 'tis scalding hot ; then stir it well into the milk and runnet, as you do other Cheefe ; when 'tis come, lay Cheefe-cloths over it, and settle it with your hands ; the more hands the better ; as the whey rises, take it away, and when 'tis clean gone, put the curd into your fat, breaking it as little as you can ; then put it in the press, and press it gently an hour ; take it out again, and cut it in thin slices, and lay them singly on a cloth, and wipe them dry ; then put it in a tub, and break it with your hands as small as you can, and mix with it a good handful of salt, and a quart of cold cream ; put in the fat, and lay a pound weight on it till next day ; then press and order it as others.

To make a Runnet-Bag.

LET the calf suck as much as he will, just before he is kill'd ; then take the bag out of the calf, and let it lie twelve hours, cover'd over in stinging nettles till 'tis very red ; then take out your curd, and wash your Bag clean, and salt it within-side and without, and let it lie sprinkled with salt twenty-four hours, and wash your curd in warm new milk, and pick it, and put away all that is yellow and hollow, and keep what is white and close, and wash it well, and sprinkle it with salt, and when the Bag has lain twenty-four hours, put it into the Bag again, and put to it three spoonfuls of the stroakings of a cow, beat up with the yolk of an egg or two, twelve cloves, and two blades of mace, and put a skewer through it, and hang it in a pot ; then make the Runnet-water thus :

Take half a pint of fair water, a little salt, and six tops of the reddish of black-thorn, and as many sprigs of burnet, and two of sweet-marjoram ; boil these in the water, and strain it out, and when 'tis cold put one half in the Bag, and let the Bag lie in
the

the other half, and take it out as you use it, and when you want, make more Runnet, which you may do six or seven times ; three spoonfuls of this Runnet will make a large *Cheshire* or *Cheddar* Cheese, and half as much to a common Cheese.

To make a Cheddar-Cheese.

TAKE the new milk of twelve cows in the morning, and the evening cream of twelve cows, and put to it three spoonfuls of Runnet ; and when 'tis come, break it, and whey it ; and when 'tis well wheyed, break it again, and work into the curd three pounds of fresh butter, and put it in your press, and turn it in the press very often for an hour or more, and change the cloths, and wash them every time you change them ; you may put wet cloths at first to them, but towards the last put two or three fine dry cloths to them ; let it lie thirty or forty hours in the press, according to the thickness of the Cheese : Then take it out, wash it in whey, and lay it in a dry cloth till 'tis dry ; then lay it on your shelf, and turn it often.

French Butter.

TAKE the yolks of four hard eggs, and half a pound of loaf sugar beat and sifted, half a pound of sweet butter ; bray them in a marble mortar, or some other convenient thing, with a spoonful or two of orange-flower-water ; when it is well mix'd, force it thro' the corner of a coarse cloth, in little heaps on a *China* plate, or thro' the top of a drudging box.

To make Butter.

AS soon as you have milked, strain your milk into a pot, and stir it often for half an hour ; then put it in your pans or trays ; when 'tis creamed, skim it exceeding clean from the milk, and put your cream into an earthen pot, and if you do not churn immediately for Butter, shift your cream
once

once in twelve hours into another clean scalded pot, and if you find any milk at the bottom of the pot, put it away ; and when you have churned, wash your Butter in three or four waters, and then salt it as you would have it, and beat it well, but not wash it after 'tis salted ; let it stand in a wedge, if it be to pot, till the next morning, and beat it again, and make your layers the thickness of three fingers, and then strew a little salt on it, and so do till your pot is full.

The Queen's Cheese.

TAKE six quarts of the best Stroakings, and let them stand till they are cold ; then set two quarts of cream on the fire till 'tis ready to boil ; then take it off, and boil a quart of fair water, and take the yolks of two eggs, and one spoonful of sugar, and two spoonfuls of Runnet ; mingle all these together, and stir it till 'tis but blood warm : when the cheese is come, use it as other cheese ; set it at night, and the third day lay the leaves of nettles under and over it : It must be turned and wiped, and the nettles shifted every day, and in three weeks it will be fit to eat. This cheese is made between *Michaelmas* and *Alballantide*.

To make a thick Cream-Cheese.

TAKE the morning's milk from the cow, and the cream of the night's milk and runnet, pretty cool together, and when 'tis come, make it pretty much in the Cheese-fat, and put in a little salt, and make the Cheese thick in a deep mold, or a melon mold, if you have one : keep it a year and half, or two Years before you cut it : It must be well salted on the outside.

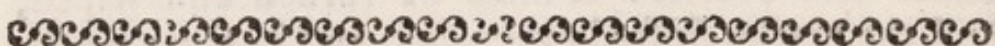
To make a Slip-Coat Cheese.

TAKE new milk and runnet, quite cold, and when 'tis come, break it as little as you can in putting it into the Cheese-fat, and let it stand and whey

wey itself for some time ; then cover it, and set about two pound weight on it, and when it will hold together, turn it out of that Cheese-fat, and keep it turning upon clean Cheese-fats for two or three days, till it has done wetting, and then lay it on sharp-pointed dock-leaves till 'tis ripe: Shift the Leaves often.

A Cream Cheese.

TAKE six quarts of new milk warm from the cow, and put to it three quarts of good Cream ; then runnet it, and when it comes put a cloth in the Cheese mold, and with your Flitting-dish take it out in thin slices, and lay it on your mold by degrees till 'tis all in : then let it stand with a Cheese-board upon it till 'tis enough to turn, which will be at night ; then salt it on both sides a little, and let it stand with with a two pound weight on it all night ; then take it out, and put it into a dry cloth ; and so do till 'tis dry ; ripen it with laying it on nettles ; shift the nettles every day.



All Sorts of PICKLES.

To pickle Mushrooms.

GA THER your Mushrooms in the morning, as soon as possible after they are out of the Ground : for one of them that are round and unopened, is worth five that are open. If you do gather any that are open, let them be such as are reddish in the gills, for those that have white gills are not good. Having gathered them, peel them into water. When they are all done, take them out, and put them into a sauce-pan ; then put to them a good quantity of salt, whole pepper, cloves,

cloves, mace, and nutmeg quartered ; let them boil in their own liquor a quarter of an hour with a quick fire ; then take them off the fire, and pass them through a colander, and let them stand till they are cold ; then put all the spice that was used in the boiling them, to one half white-wine, and the other half white-wine Vinegar, some salt, and a few bay-leaves ; then give them a boil or two : There must be liquor enough to cover them ; and when they are cold put a spoonful or two of oil on the top to keep them : You must change the liquor once a month.

To make Melon Mangoes.

TAKE small Melons, not quite ripe, cut a slip down the side, and take out the inside very clean ; beat mustard-seeds, and shred garlick, and mix with the seeds, and put in your Mangoes ; put the pieces you cut out into their places again, and tie them up, and put them into your pot, and boil some Vinegar, (as much as you think will cover them) with whole pepper, and some salt, and *Jamaica* pepper, and pour in scalding hot over your Mangoes, and cover them close to keep in the steam ; and so do every day for nine times together, and when they are cold cover them with leather.

To pickle Walnuts.

TAKE walnuts about *Midsummer*, when a pin will pass through them, and put them in a deep pot, and cover them over with ordinary vinegar ; change them into fresh vinegar, once in fourteen days, till six weeks be past ; then take two gallons of the best vinegar, and put into it coriander-seeds, carraway-seeds, dill-seeds, of each an ounce grossly bruised, ginger sliced three ounces, whole mace one ounce, nutmeg bruised two ounces, pepper bruised two ounces, give all a boil or two over the fire, and have your nuts ready in a pot, and pour the liquor boiling hot over them ; so do for nine times.

To

To pickle Cucumbers in Slices.

SLICE your Cucumbers pretty thick, and to a dozen of Cucumbers slice in two or three good onions, and strew on them a large handful of salt, and let them lie in their liquor twenty-four hours ; then drain them, and put them between two coarse cloths ; then boil the best white-wine vinegar, with some cloves, mace, and *Jamaica* Pepper in it, and pour it scalding hot over them, as much as will cover 'em all over ; when they are cold, cover them up with leather, and keep them for use.

To pickle Sprats for Anchovies.

TAKE an Anchovy-barrel, or a deep glazed pot ; put a few bay-leaves at the bottom ; a layer of bay-salt, and some petre-salt mix'd together ; then a layer of Sprats crowded close ; then bay-leaves, and the same salt and Sprats, and so till your barrel or pot be full ; then put in the head of your barrel close, and once a week turn the other end upwards ; in three months they'll be fit to eat as Anchovies raw, but they will not dissolve.

To pickle Sparrows or Squab-Pigeons.

TAKE your Sparrows, Pigeons, or Larks, and draw them, and cut off their legs ; then make a pickle of water, a quarter of a pint of white-wine, a bunch of sweet-herbs, salt, pepper, cloves and mace ; when it boils, put in your Sparrows, and when they are enough, take them up, and when they are cold, put them in the pot you keep them in ; then make a strong pickle of rhenish-wine, and white-wine vinegar, put in an onion, a sprig of thyme and savoury, some lemon-peel, some cloves, mace and whole Pepper ; season it pretty high with salt ; boil all these together very well ; then set it by till 'tis cold, and put it to your Sparrows ; once in a month new boil the pickle, and when the Bones are dissolved, they are fit to eat ; put them in *China-Saucers*, and mix with your pickles.

To

To pickle Nasturtium Buds.

GATHER your little knobs quickly after your blossoms are off ; put them in cold water and salt for three days, shifting them once a day ; then make a pickle (but do not boil it at all) of some white-wine, some white-wine vinegar, eschalot, horse-radish, pepper, salt, cloves and mace whole, and nutmeg quartered ; then put in your seeds and stop them close ; they are to be eaten as capers.

To keep Quinces in Pickle.

CUT five or six Quinces all to pieces, and put them in an earthen pot or pan, with a gallon of water, and two pounds of honey ; mix all these together well, and then put them in a kettle to boil leisurely half an hour, and then strain your liquor into that earthen put ; and when 'tis cold, wipe your Quinces clean, and put them into it : They must be covered very close, and they will keep all the year.

To pickle Asparagus.

GATHER your Asparagus, and lay them in an earthen pot ; make a brine of water and salt strong enough to bear an egg, and pour it hot on them, keep it close covered : when you use them hot, lay them in cold water for two hours, then boil and butter them for the table ; and if you use them as a pickle, boil them and lay them in vinegar.

To pickle Asben-keys.

TAKE Asben-keys as young as you can get them, and put them in a pot with salt and water ; then take green whey, when 'tis hot, and pour over them ; let them stand till they are cold before you cover them, so let them stand ; when you use them, boil them in fair water ; when they are tender take them out, and put them in salt and water.

To pickle Samphire.

PICK your Samphire from dead or withered branches ; lay it in a bell-metal or brass pot ; then put in a pint of water and a pint of vinegar ; so do till your pickle is an inch above your samphire ; have a lid fit for the Pot, and paste it close down, that no steam may go out ; keep it boiling an hour, take it off, and cover it with old sacks, or any old Cloths, under, over, and all about the pot : when 'tis cold, put it up in tubs or pots ; the best by itself ; the great stalks lay upmost in boiling ; it will keep the cooler and better. The vinegar you use must be the best.

To mango Cucumbers.

CUT a little slip out of the side of the Cucum-ber, and take out the seeds, but as little of the meat as you can ; then put in the inside mustard-seed bruised, a clove of garlick, some slices of ginger, and some bits of horse-radish ; tie the piece in again, and make a pickle of vinegar, salt, whole pepper, cloves, mace, and boil it, and pour it on the Mangoes ; and so do for nine days together ; when cold, cover them with Leather.

Another Way to pickle Walnuts.

TAKE Walnuts about *Midsummer*, when a pin will pass through them ; and put them in a deep pot, and cover them over with ordinary vinegar ; change them into fresh vinegar once in fourteen days, so do four times ; then take six quarts of the best vinegar, and put into it an ounce of Dill-seeds grossly bruised ; ginger sliced three ounces, mace whole one ounce, nutmegs quartered two ounces, whole pepper two ounces ; give all a boil or two over the fire ; then put your nuts into a crock, and pour your pickle boiling hot over them ; cover them up close till 'tis cold to keep in the steam ; then have gallipots ready, and place your
nuts

nuts in them till your pots are full; put in the middle of each pot a large clove of garlick stuck full of cloves; and strew over the tops of the pots mustard-seed finely beaten, a spoonful, or more or less, according to the bigness of your pot; then put the spice on, and lay vine-leaves, and pour on the liquor, and lay a slate on the top to keep them under the liquor. Be careful not to touch them with your fingers, lest they turn black; but take them out with a wooden spoon; put a handful of salt in with the spice. When you first boil the pickle, you must likewise remember to keep them under the pickle they are first steeped in, or they will lose their colour. Tie down the pots with leather. A spoonful of this liquor will relish sauce for fish, fowl, or fricasie.

To pickle Lobsters.

BOIL your Lobsters in salt and water, till they will easily slip out of the shell; take the tails out whole, and just crack the claws, and take out as whole as possible; then make the pickle half white-wine and half water; put in whole cloves, whole pepper, whole mace, two or three bay-leaves; then put in the Lobsters, and let them have a boil or two in the pickle; then take them out, and set them by to be cold, boil the pickle longer, and when both are cold put them together, and keep them for use. Tie the pot down close; eat them with oil, and vinegar, and lemon.

Tench to pickle.

WHEN your Tench are cleans'd, have a pickle ready boil'd, half white-wine and half vinegar, a few blades of mace, some slic'd ginger, whole pepper, and a bay-leaf, with a piece of lemon-peel and some salt; so boil your Tench in it, and when it is enough, lay them out to cool, and when the liquor is cold, put them in; it will keep but few days.

An excellent way to pickle Mushrooms.

PUT your Mushrooms into water, and wash 'em clean with a sponge, throw them into water as you do them; then put in water and a little salt, and when it boils put in your Mushrooms; when they boil up scum them clean, and put them into cold water, and a little salt: Let them stand twenty-four hours, and put them into white-wine vinegar, and let them stand a week; then take your pickle from them, and boil it very well with pepper, cloves, mace, and a little all-spice; when your pickle is cold, put it to your Mushrooms in the glass or pot you keep them in; keep them close, tied down with a bladder; the air will hurt them: If your pickle mothers, boil it again: You may make your pickle half white-wine, and half white-wine vinegar.

Another.

AFTER your Mushrooms are well clean'd with a woollen cloth in salt and water, boil milk and water and put them in; let them boileight or ten minutes; drain them in a sieve; put them immediately into cold water that has been boil'd and made cold; take them out of it, and put them into boil'd vinegar that is cold also; let them stand twenty-four hours, and in that time get ready a pickle with white-wine vinegar, a few large blades of mace, a good quantity of whole pepper and ginger sliced; boil this, and when cold put in your Mushrooms from the other vinegar. Put them into wide-mouth glasses, and oil upon them; they will keep a great while, if you put them thus in two pickles.

To pickle Oysters.

WASH your Oysters in their own liquor, squeezing them between your fingers, that there be no gravel in them; strain the liquor, and wash

wash the oyfters in it again ; put as much water as the liquor, and fet it on the fire, and as it boils scum it clean ; then put a pretty deal of whole pepper, boil it a little, then put in some blades of mace, and your Oyfters, stirring them apace, and when they are firm in the middle-part, take them off, pour them quick into an earthen pot, and cover them very close ; put in a few bay-leaves ; be sure your Oyfters are all under the liquor ; the next day put them up for use, cover them very close : When you dish them to eat, put a little white-wine or vinegar on the plate with them.

To pickle Pods of Radishes.

GATHER the youngest Pods, and put them in water and salt twenty-four hours ; then make a pickle for them of vinegar, cloves, mace, whole pepper ; boil this, and drain the Pods from the salt and water, and pour the liquor on them boiling hot : Put to them a clove of garlick a little bruised.

To pickle Cucumbers.

W IPE your Cucumbers very clean with a cloth, then get so many quarts of vinegar as you have hundreds of Cucumbers, and take dill and fenel, and cut it small, and put it to the vinegar, and fet it over the fire in a copper kettle, and let it boil, and then put in your Cucumbers till they are warm through, but not boil while they are in ; when they are warm through, pour all out into a deep earthen pot, and cover it up very close till the next day ; then do the same again ; but the third day season the liquor before you fet it over the fire ; put in salt till 'tis blackish, some sliced ginger, whole pepper, and whole mace ; then fet it over the fire again, and when it boils put in your Cucumbers : When they are hot through, pour them into the pot, covering it close ; when they are cold, put them in glasses, and strain the liquor over them ; pick out the spice, and put to them ; cover them with leather.

To pickle French Beans.

TAKE young slender *French Beans* ; take off top and tail ; then make a brine with cold water and salt, strong enough to bear an egg ; put in your Beans into that brine, and let them lie fourteen days ; then take them out, and wash them in fair water, and set them over the fire in cold water, without salt, and let them boil till they are so tender as to eat ; and when they are cold, drain them from their water, and make a pickle for them : To a peck of *French* beans, you must have a gallon of white-wine vinegar ; boil it with some cloves, mace, whole pepper, and sliced ginger, and when 'tis cold put it and your Beans in a glass ; so keep them for use,

Another way to pickle French Beans.

PICK the small slender Beans from the stalks, and let them lie fourteen days in salt and water, then wash them clean from the brine, and put them in a kettle of water over a slow fire, covered over with vine-leaves ; let them stew, and not boil, till they are almost as tender as for eating ; then strain them off, and strain them on a coarse cloth to dry ; then put them in your pots : Boil alegar, scum it, and pour it over them, covering them close ; boil it so three or four days together, till they be green : Put spice, as to other pickles, and when cold cover with leather.

French Beans to keep.

TAKE a peck of *French Beans*, break them every one in the middle ; to them put two pounds of beaten salt ; ram them well together, and when the brine arises put them in a narrow-mouth'd jar ; press them down close, and lay somewhat that will keep them down with a weight, and tie them up close, that no air comes to them ; the night before you use them, lay them in water.

To pickle Currants for present Use.

TAKE either red or white, being not thorough ripe ; give them a warm in white-wine vinegar, with as much sugar as will indifferently sweeten them ; keep them well cover'd with liquor.

To pickle Asparagus.

TAKE of the largest Asparagus, cut off the white at the ends, and scrape them lightly to the head, till they look green ; wipe them with a cloth, and lay them in a broad gallipot very even ; throw over them whole cloves, mace, and a little salt ; put over them as much white-wine vinegar as will cover them very well : Let them lie in the cold pickle nine days ; then pour the pickle out into a brass kettle, and let them boil ; then put them in, and stowe them down close, and set them by a little ; then set them over again, till they are very green ; but take care they don't boil to be soft ; then put them in a large gallipot, place them even, and put the liquor over them ; when cold tie them down with leather : 'Tis a good pickle, and looks well in a favoury made dish or pye.

To pickle Broom Buds.

PUT your Broom-Buds into little linnen-bags, tie them up, and make a pickle of bay-salt and water boiled, and strong enough to bear an egg ; put your bags in a pot, and when your pickle is cold, put it to them ; keep them close, and let them lie till they turn black : Then shift them two or three times, till they change green ; then take them out, and boil them as you have occasion for them : When they are boiled, put them out of the bag ; in vinegar they will keep a month after they are boiled.

To pickle Purslain Stalks.

WASH your Stalks, and cut them in pieces six inches long ; boil them in water and salt

a dozen walms; take them up, drain them, and when they cool make a pickle of stale beer, white-wine vinegar, and salt; put them in, and cover them close.

Cabbage-Lettuce to keep.

ABOUT the latter end of the season take very dry sand, and cover the bottom of a well-season'd barrel; then set your Lettuce in so as not to touch one another; you must not lay above two rows one upon another; cover them well with sand, and set them in a dry place, and be careful that the frost come not at them. The Lettuce must not be cut but pull'd up by the roots.

To pickle Red Cabbage.

TAKE your close-leav'd Red Cabbage, and cut it in quarters, and when your liquor boils put in your Cabbage, and give it a dozen walms; then make the pickle of white-wine vinegar and claret: You may put to it beet-root, boil them first, and turnips half boiled; 'tis very good for the garnishing dishes, or to garnish a salade.

To pickle Barberries.

TAKE of white-wine vinegar, and fair water, an equal quantity, and to every pint of this liquor put a pound of six-penny sugar; set it over the fire, and bruise some of the Barberries and put in it a little salt; let it boil near half an hour; then take it off the fire, and strain it, and when 'tis pretty cold pour it into a glass over your Barberries; boil a piece of flannel in the liquor and put over them, and cover the glass with leather.

Another way to pickle Barberries.

TAKE water, and colour it red with some of the worst of your Barberries, and put salt to it, and make it strong enough to bear an egg; then set it over the fire, and let it boil half an hour;
scum

scum it, and when 'tis cold strain it over your Barberries; lay something on them to keep them in the liquor, and cover the pot or glass with leather.

To pickle Salmon.

TAKE two quarts of good vinegar, half an ounce of black pepper, half an ounce of *Jamaica*-pepper; cloves and mace, of each a quarter of an ounce; near a pound of salt; bruise the spice grossly, and put all these to a small quantity of water, put just enough to cover your fish: Cut the fish round, three or four pieces, according to the size of the Salmon, and when the liquor boils put in your fish, boil it well; then take the fish out of the pickle, and let it cool; and when 'tis cold put your fish into the barrel or stein you keep it in, strewing some spice and bay-leaves between every piece of fish: Let the pickle cool, and scum off the fat, and when the pickle is quite cold, pour it on your fish, and cover it very close.

To pickle Oysters.

TAKE a hundred and half of large Oysters, wash them in their own liquor; and then scald them in their own liquor; then take them out, and lay them on a clean cloth to cool; then strain their liquor, and boil and scum it clean, and put to it one pint of white-wine, half a pint of white-wine vinegar, one nutmeg beat grossly, one onion slit, an ounce of white pepper, half whole, the other half just bruised, six or eight blades of mace, a quarter of an ounce of cloves, five or six bay-leaves; boil up this pickle till 'tis of a good taste; then cool it in broad dishes, and put your Oysters in a deep pot or barrel, and when the pickle is cold put it to them; in five or six days they will be ready to eat, and will keep three weeks or a month, if you take them out with a spoon, and not touch them with your fingers.

The Lemon Salade.

TAKE Lemons, and cut them in halves, and when you have taken out the meat, lay the rinds in water twelve hours ; then take them out, and cut the rinds thus ☉ : Then boil them in water till they are tender ; then take them out and dry them ; then take a pound of loaf-sugar and put to it a quarter of a pint of white-wine, and twice as much white-wine vinegar, and boil it a little ; then take it off, and when 'tis cold put it in the pot to your peels : They will be ready to eat in five or six days, and it is a pretty Salade.

To pickle Pigeons.

TAKE your Pigeons and bone them, beginning at the rump ; then take cloves, mace, nutmeg, pepper, salt, thyme, lemon-peel ; beat the spice, shred the herbs and lemon-peel very small, and season the inside of your Pigeons, and then sew them up, and place the legs and wings in order : Then season the outside and make a pickle for them. To a dozen of Pigeons two quarts of water, one quart of white-wine, a few blades of mace, some salt, some whole pepper, and when it boils, put in your Pigeons, and let them boil till they are tender ; then take them out and strain out the liquor, and put your Pigeons in a pot, and when the liquor is cold, pour it on them. When you serve them to the table, dry them out of the pickle, and garnish the dish with fennel or flowers. Eat them with vinegar and oil.

To pickle Purslain Stalks.

TAKE the largest and greenest Purslain Stalks, gather them dry, and strip off all the leaves. Lay the Stalks close in an earthen pot : You may lay kidney-beans among them, for you may do them the same way ; then lay a stick or two across to keep them under the pickle, which must be made thus :

Take

Take whey, and set it on the fire, with as much salt as will make it almost as salt as brine ; scum off all the curd, and let it boil a quarter of an hour longer, with *Jamaica*-pepper in it. Next day, when 'tis cold, pour the clear through a clean cloth upon the pickles, and tie it down close, and set it in a cool cellar. In winter, take a few out as you use them : Wash them till the water runs clean ; then put your Beans or Stalks into cold water, and set them over the fire, very close covered, and let them scald two hours ; and tho' they be black as ink, or stink before you put them in, they will be very green and good when done ; then boil vinegar, salt, pepper, *Jamaica*-pepper, ginger, for half a quarter of an hour ; and when your Stalks are well drain'd from the water through a colander, then put your pickle to them, and when these are used, green more, but do not do many at a time.

To make English Ketchup.

TAKE a wide-mouth'd bottle, put therein a pint of the best white-wine vinegar ; then put in ten or twelve cloves of eschalot peeled and just bruised ; then take a quarter of a pint of the best Lagoon white-wine, boil it a little, and put to it twelve or fourteen anchovies wash'd and shred, and dissolve them in the wine, and when cold put them in the bottle ; then take a quarter of a pint more of white-wine, and put in it mace, ginger sliced, a few cloves, a spoonful of whole pepper just bruised, let them boil all a little ; when near cold, slice in almost a whole nutmeg, and some lemon-peel, and likewise put in two or three spoonfuls of horse-radish ; then stop it close, and for a week shake it once or twice a day ; then use it : 'Tis good to put into fish sauce, or any savoury dish of meat ; you may add to it the clear liquor that comes from mushrooms,

To pickle Cucumbers in Slices.

TAKE your Cucumbers at the full bigness, but not yellow, and slice them half an inch thick; slice an onion or two with them, and strew a pretty deal of salt on them; let them stand to drain all night; then pour the liquor clear from them: dry them in a coarse cloth, and boil as much vinegar as will cover them, with whole pepper, mace, and a quarter'd nutmeg; pour it scalding hot on your cucumbers, keeping them very close stopt; in two or three days heat your liquor again, and pour over them; so do two or three times more, then tye them up with leather.

To pickle small Onions.

TAKE young white unset onions, as big as the tip of your finger; lay them in water and salt two days; shift them once, then drain them in a cloth; boil the best vinegar with spice, according to your taste, and when 'tis cold, keep them in it covered with a wet bladder.

Another Way to pickle Walnuts.

TAKE your Nuts fit to preserve, prick them full of holes, and cut the slit in the crease half through. Put them as you do them into brine; let them lie three weeks, changing the brine every four days: take them out with a cloth, and wipe them dry; put them in a pot, with a good deal of bruised mustard-seed; then have your pickle ready; which must be wine-vinegar, as much as will cover them; put in cloves, mace, ginger, pepper, salt, three or four cloves of garlick stuck with cloves, and pour your liquor boiling hot upon them, and keep them close tied for a fortnight; boil the pickle again, so do three times; put oil on the top.

To distil Vinegar for Mushrooms.

TO a gallon of vinegar put an ounce and half of ginger sliced, one ounce of nutmegs bruised, half an ounce of mace, half an ounce of white pepper, as much *Jamaica* pepper, both bruised, a few cloves; distil this: Take care it does not burn in the still.

To pickle Mushrooms.

TAKE only the Buttons, wash them in milk and water with a flannel; put milk on the fire, and when it boils, put in your mushrooms, and boil them four or five boils, and have in readiness a brine made with milk and salt, and take them out of the boiling brine, and put them into the milk brine, and cover them up all night; then have a brine with water and salt, boil it, and let it stand to be cold, and put in your buttons, and wash them in it. When you first boil your Mushrooms, you must put with them an onion and spice. Then have in readiness a pickle, made with half white-wine, and half white-wine vinegar; boil in it ginger, mace, nutmegs, and whole white pepper; when 'tis quite cold, put your Mushrooms into the bottle, and some bay-leaves on the sides, and strew between some of your boiled spice; then put in the liquor, and a little oil on the top; cork and rosin the top; set them cool and dry, and the bottom upwards.

A Leg of Mutton A-la-Daube.

LARD your meat with bacon through, but slant-way; half roast it; take it off the spit, and put it in a small pot as will boil it; two quarts of strong broth, a pint of white-wine, some vinegar, whole spice, bay-leaves, green onions, savoury, sweet-marjoram; when 'tis stew'd enough, make sauce of some of the liquor, mushrooms, lemon cut like dice, two or three anchovies: thicken it with browned butter. Garnish with lemon.

To marinate Smelts.

TAKE your Smelts, gut them neatly, wash and dry them, and fry them in oil; lay them to drain and cool, and have in readiness a pickle made with vinegar, salt, pepper, cloves, mace, onion, horse-radish: let it boil together half an hour, when 'tis cold put in your Smelts.

To make the Mushroom Powder.

TAKE a peck of Mushrooms, wash and rub them clean with a flannel rag, cutting out all the worms; but do not peel off the skins: put to them sixteen blades of mace, forty cloves, six bay-leaves, twice as much beaten pepper as will lie on a half crown; a good handful of salt, a dozen onions, a piece of butter as big as an egg, and half a pint of vinegar: stew these as fast as you can; keep the liquor for use, and dry the Mushrooms first on a broad pan in the oven; afterwards put them on sieves, till they are dry enough to pound all together into powder. This quantity usually makes half a pound.

To pickle Lemons.

TAKE twelve Lemons, scrape them with a piece of broken-glass; then cut them cross into four parts, downright, but not quite through, but that they will hang together; then put in as much salt as they will hold, and rub them well, and strew them over with salt; let them lye in an earthen dish, and turn them every day for three days; then slice an ounce of ginger very thin, and salted for three days; twelve cloves of garlick parboiled, and salted three days; a small handful of mustard-seed bruised, and searced through a hair sieve; some red Indian pepper, one to every Lemon. Take your Lemons out of the salt, and squeeze them gently, and put them into a Jar, with the spice, and cover them with the best white-wine vinegar.

vinegar. Stop them up very close, and in a month's time they will be fit to eat.

To keep Artichoaks in Pickle, to boil all Winter.

THROW your Artichoaks into salt and water half a day; then make a pot of water boil, and put in your Artichoaks, and let them boil till you can just draw off the leaves from the bottom; then cut off the bottom very smooth and clean, and put them into a pot with pepper, salt, cloves, mace, two bay-leaves, and as much vinegar as will cover them: Then pour melted butter over them enough to cover an inch thick; tie it down close, and keep them for use: When you use them, put them into boiling water, with a piece of butter in the water to plump them; then use them for what you please.

To pickle Mushrooms.

RUB your Mushrooms with a piece of flannel in a little water, and as you clean, put others into your pot you design to do them in; then set them into a pot of hot water, as if you were going to infuse them; let them be covered close, and boil them till they be settled about half from what they were at first: Take them out into a sieve to let the liquor run off, and immediately spread them on a clean coarse cloth, and smother them up close; when cold, put them in the best white-wine vinegar and salt, and let them lye nine or ten days in it; then make your pickle with fresh white-wine vinegar, white pepper whole, and a little salt.

To pickle Walnuts.

IN July gather the largest Walnuts, and let them lie nine days in salt and water, shifting them every third day; let the salt and water be strong enough to bear an egg; then put two pots of water on the fire; when the water is hot, put in your Walnuts;

Walnuts ; shift them out of one pot into the other ; for the more clean water they have the better ; when some of them begin to rise in the water, they are enough ; then pour them into a colander, and with a woollen cloth wipe them clean, and put them in the Jar you keep them in ; then boil as much vinegar as will cover them, with beaten pepper, cloves, mace, and nutmeg, just bruised, and put some cloves of garlick into the pot to them, and whole Spice, and *Jamaica* pepper ; and when they are cold, put into every half-hundred of Nuts, three spoonfuls of mustard-seed. Tie a bladder over them and leather.

Another way to pickle Mushrooms.

SCRAPE the Buttons carefully with a Penknife, and throw them into cold water as you scrape them ; and put them into fresh water, and set them close covered over a quick clear fire ; blow under it to make it boil as fast as possible half a quarter of an hour ; strain them off, and turn the hollow end down upon a wooden board as quick as you can, whilst they remain hot, and then sprinkle them over with a little salt ; when they are cold, put them into bottles or glasses, with a little mace, and sliced ginger, and cover them with cold white-wine vinegar. Tie bladders or leather over them.

To make Gooseberry-Vinegar.

TAKE Gooseberries full ripe, bruise them in a mortar ; then measure them and to every quart of gooseberries, put three quarts of water, first boiled, and let stand till cold ; let it stand twenty-four hours ; then strain it through a canvass, then a flannel ; and to every gallon of this liquor, put one pound of feeding brown sugar ; stir it well, and barrel it up ; at three quarters of a year old 'tis fit for use ; but if it stands longer, 'tis the better : This vinegar is likewise good for pickles.

Another

Another sort of Mushroom-Powder.

TAKE the large Mushrooms, wash them clean from grit; cut off the stalks, but do not peel or gill them; so put them into a kettle over the fire, but no water; put a good quantity of spice of all sorts, two onions stuck with cloves, a handful of salt, some beaten pepper, and a quarter of a pound of butter; let all these stew, till the liquor is dried up in them; then take them out, and lay them on sieves to dry, till they will beat to powder; press the powder hard down in a pot, and keep it for use, what quantity you please at a time in sauce.

To pickle Mushrooms.

TAKE your Mushrooms fresh gathered, peel or rub them, and put them in milk, and water and salt; when they are all peeled, take them out of that, and put them into fresh milk, water, and salt to boil, and an onion stuck with cloves; and when they have boiled a little, take them off, and take them out of that, and smother them between two flannels; then take as much good Alegar as you think will cover them, and boil it with ginger, mace, nutmeg, and whole pepper; when 'tis cold, let it be put on your mushrooms, and cover them close.

To pickle Muscles or Cockles.

TAKE your fresh muscles, or cockles; wash them very clean, and put them in a pot over the fire, till they open; then take them out of their shells, and pick them clean, and lay them to cool; then put their liquor to some vinegar, whole pepper, ginger sliced thin, and mace, and set it over the fire; when 'tis scalding hot, put in your Muscles, and let them stew a little; then pour out the pickle from them, and when both are cold put

H

them

them in an earthen jug, and cork it up close : In two or three days they will be fit to eat.

To make Hung Beef.

TO a pound of beef, put a pound of bay-salt, two ounces of salt-petre, a pound of sugar mix'd with the common salt ; let it lie six weeks in this brine, turning it every day, then dry it and boil it.

To do the fine hanged Beef.

THE piece that is fit to do, is the navel-piece, and let it hang in your cellar as long as you dare for stinking, and till it begins to be a little fappy ; take it down, and wash it in sugar and water ; wash it with a clean rag very well, one piece after another : for you may cut that piece in three ; then take six-penny-worth of salt-petre, and two pounds of bay-salt ; dry it, and pound it small, and mix with it two or three spoonfuls of brown sugar, and rub your beef in every place very well with it ; then take of common salt, and strew all over it as much as you think will make it salt enough ; let it lie close, till the salt be dissolv'd, which will be in six or seven days ; then turn it every other day, the undermost uppermost, and so for a fortnight ; then hang it where it may have a little warmth of the fire ; not too hot to roast it. It may hang in the kitchen a fortnight ; when you use it, boil it in hay and pump-water, very tender : it will keep boiled two or three months, rubbing it with a greasy cloth, or putting it two or three minutes into boiling water to take off the mouldiness.

To distil Verjuice for Pickles.

TAKE three quarts of the sharpest verjuice, and put it in a cold still, and distil it off very softly ; the sooner 'tis distill'd in the spring, the better for use.

To pickle Mushrooms.

TAKE your Mushrooms as soon as they come in ; cut the stalks off, and throw your Mushrooms into water and salt as you do them ; then rub them with a piece of flannel, and as you do them, throw them into another vessel of salt and water, and when all is done, put some salt and water on the fire, and when 'tis scalding hot, put in your Mushrooms, and let them stay in as long as you think will boil an Egg : throw them into cold water as soon as they come off the fire ; but first put them in a sieve, and let them drain from the hot water, and be sure to take them out of the hot water immediately, or they will wrinkle and look yellow. Let them stand in the cold water till next morning, then take them out, and put them into fresh water and salt, and change them every day for three or four days together ; then wipe them very dry, and put them into distilled vinegar : The spice must be distilled in the vinegar.

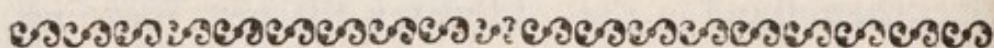
Sauce for boiled Turkey or Chickens.

BOIL a spoonful of the best mace very tender, and the liver of the Turkey, but not too much, for then it will be hard ; bray the mace with a few drops of liquor to a very fine pulp, then bray the liver and put about half of it to the mace with a little pepper, and some salt, if you please you may put three yolks of an egg boiled hard and dissolved ; to this add by degrees a little of the liquor that drains from the Turkey, or some other gravy ; put these liquors to the pulp, and boil them some time ; then take half a pint of oysters and boil them no longer than till they will break, and last put in white-wine and butter wrapt in flower ; let it boil but a little, lest the wine make the oysters hard, and just at the last scald four or five spoonfuls of thick new cream, with a few drops of lemon or vinegar ; mushrooms pickled do well, but then leave

out the other acids ; some like this fauce best thick'd with yolks of eggs and no butter.

Sauce for Fish or Flesh.

TAKE a quart of verjuice, and put it into a Jug ; then take *Jamaica* pepper whole, some sliced ginger, some mace, a few cloves, some lemon-peel, horse-radish root sliced, some sweet-herbs, six eschalots peeled and eight anchovies, two or three spoonfuls of shred capers ; put all these into a linen-bag, and put the bag into your verjuice ; stop the jug close, and keep it for use ; a spoonful cold or mixed in fauce for fish or flesh.



All Sorts of PUDDINGS.

To make an Orange Pudding.

TAKE two large Sevil Oranges, and grate off the rind, as far as they are yellow ; then put your Oranges in fair water, and let them boil till they are tender, shift the water three or four times to take out the bitterness ; when they are tender cut them open, and take away the seeds and strings, and beat the other part in a mortar, with half a pound of sugar, till 'tis a paste ; then put in the yolks of six eggs, three or four spoonfuls of thick cream, half a naples-bisket grated ; mix these together, and melt a pound of very good fresh butter and stir it well in ; when 'tis cold, put a bit of fine puff-paste about the brim and bottom of your dish, and put it in and bake it about three quarters of an hour.

Another sort of Orange-Pudding.

TAKE the outside rind of three Sevil Oranges, boil them in several waters till they are tender ; then pound them in a mortar with three quarters of a pound of sugar ; then blanch and beat half a pound of Almonds very fine, with rose-water to keep them from oiling ; then beat sixteen eggs, but six whites, and a pound of fresh butter ; beat all these together very well till 'tis light and hollow ; then put it in a dish, with a sheet of Puff-paste at the bottom, and bake it with tarts ; scrape sugar on it, and serve it up hot.

To make a Carrot Pudding.

TAKE raw Carrots, and scrape them clean, grate them with a grater without a back. To half a pound of Carrot, take a pound of grated bread, a nutmeg, a little cinamon, a very little salt, half a pound of sugar, and half a pint of sack, eight eggs, a pound of butter melted, and as much cream as will mix it well together ; stir it and beat it well up, and put it in a dish to bake ; put puff-paste at the bottom of your dish.

To make an Almond Pudding.

TAKE a pound of the best *Jordan*-Almonds blanched in cold water, and beat very fine with a little rose-water ; then take a quart of cream, boiled with whole spice, and taken out again, and when 'tis cold, mix it with the almonds, and put to it three spoonfuls of grated bread, and one spoonful of flour, nine eggs, but three whites, half a pound of sugar, a nutmeg grated ; mix and beat these well together, put some puff-paste at the bottom of a dish ; put your stuff in, and here and there stick a piece of marrow in it. It must bake an hour, and when 'tis drawn, scrape sugar on it, and serve it up.

To make a Marrow Pudding.

TAKE out the Marrow of three or four bones, and slice it in thin pieces; and take a penny loaf, cut off the crust, and slice it in as thin slices as you can, and stone half a pound of raisins of the sun; then lay a sheet of thin paste in the bottom of a dish; so lay a row of Marrow, of Bread, and of Raisins, till the dish is full; then have in readiness a quart of cream boiled, and beat five eggs, and mix with it; put to it a nutmeg grated, and half a pound of sugar. When 'tis just going into the oven, pour in your cream and eggs; bake it half an hour, scrape sugar on it when 'tis drawn, and serve it up.

A Bread and Butter Pudding for Fasting-Days.

TAKE a two-penny loaf, and a pound of fresh butter; spread it in very thin slices, as to eat; cut them off as you spread them, and stone half a pound of raisins, and wash a pound of currants; then put puff-paste at the bottom of a dish, and lay a row of your Bread and Butter, and strew a handful of currants, and a few raisins, and some little bits of Butter, and do so till your dish is full; then boil three pints of cream and thicken it when cold with the yolks of ten eggs, a grated nutmeg, a little salt, near half a pound of sugar, some orange-flower-water, and pour this in just as the Pudding is going into the oven.

Another baked Bread Pudding.

TAKE a penny loaf, cut it in thin slices, then boil a quart of cream or new milk, and put in your Bread, and break it very fine; put five eggs to it, a nutmeg grated, a quarter of a pound of sugar, and half a pound of butter; stir all these well together; butter a dish, and bake it an hour.

A Lemon Pudding.

TAKE two clear Lemons, grate off the outside rinds ; then grate two *Naples*-biskets, and mix with your grated peel, and add to it three quarters of a pound of fine sugar, twelve yolks, and six whites of eggs, well beat, and three quarters of a pound of butter melted, and half a pint of thick cream ; mix these well together ; put a sheet of paste at the bottom of the dish, and just as the oven is ready, put your stuff in the dish ; sift a little double-refined sugar over it before you put it in the oven ; an hour will bake it.

To make a Calf's-Foot Pudding.

TAKE two Calf's Feet finely shred ; then take of biskets grated, and stale mackarooms broken small, the quantity of a penny loaf ; then add a pound of beef-suet, very finely shred, half a pound of currants, a quarter of a pound of sugar ; some cloves, mace, and nutmeg, beat fine ; a very little salt, some sack and orange-flower-water, some citron and candied orange-peel ; work all these well together with yolks of eggs ; if you boil it, put it in the caul of a breast of veal, and tie it over with a cloth ; it must boil four hours. For sauce, melt butter, with a little sack and sugar ; if you bake it, put some paste in the bottom of the dish, but none on the brim, then melt half a pound of butter, and mix with your stuff, and put it in your dish, and stick lumps of marrow in it ; bake it three or four hours ; scrape sugar over it, and serve it hot.

A Rice Pudding.

SET a pint of thick cream over the fire, and put into it three spoonfuls of the flour of Rice, stir it, and when 'tis pretty thick, pour it into a pan, and put into it a pound of fresh butter ; stir it till 'tis almost cold ; then add to it a grated nutmeg, a little salt, some sugar, a little sack, the yolks of six

eggs ; stir it well together ; put some puff-paste in the bottom of the dish, pour it in ; an hour or less will bake it.

An Apple Pudding.

PEEL and quarter eight golden-runnets, or twelve golden-pippins ; cast them into water, in which boil them as you do Apple-sauce ; sweeten them with loaf sugar, squeeze in them two lemons, and grate in their peels ; beat eight eggs, and beat them all well together ; pour it into a dish cover'd, and with puff-paste, and bake it an hour in a slow oven.

To make an Oatmeal Pudding.

TAKE three pints of thick cream, and three quarters of a pound of beef-suet shred very fine : when the cream boils, put into it the suet, and a pound of butter, and half a pound of sugar, a nutmeg grated, a little salt ; then thicken all with a pint of fine Oatmeal ; stir it together ; pour it in a pan, and cover it up close till 'tis almost cold ; then put in the yolks of six eggs ; mix it all well together, and put a very thin paste at the bottom of the dish, and stick lumps of marrow in it ; bake it two hours.

To make a French Barley Pudding.

TAKE a quart of cream, and put to it six eggs well beaten, but three of the whites ; then season it with sugar, nutmeg, a little salt, orange-flower-water, and a pound of melted butter ; then put to it six handfuls of *French* barley that has been boiled tender in milk : Butter a dish, and put it in, and bake it. It must stand as long as a venison-pasty, and it will be good.

A colouring Liquor for Puddings.

BEAT an ounce of cochineal very fine, put it in a pint of water in a skillet, and a quarter of an ounce of roach-allum ; boil it till the goodness is out ;

out ; strain it into a viol, with two ounces of fine sugar. It will keep six months.

A good boiled Pudding.

TAKE a pound and a quarter of beef-fuet, after 'tis skinned, shred very fine ; then stone three quarters of a pound of raisins, and mix with it, and a grated nutmeg, a quarter of a pound of sugar, a little salt, a little sack, four eggs, four spoonfuls of cream, and about half a pound of fine flour ; mix these well together, pretty stiff ; tie it in a cloth, and let it boil four hours. Melt butter thick for sauce.

Orange Pudding.

TAKE half a pound of loaf sugar, beat half a pound of fresh butter, the yolks of six eggs beaten, half a candied Orange cut as small as you can ; melt the butter, and put in the sugar and eggs, stir it over the fire a pretty while, then put in your Orange ; keep it stirring over the fire till it be pretty thick ; then take it off the fire, and let it stand till cold ; then put it into a dish with puff-paste under and over it ; half an hour will bake it : Then make them into little pats like cheesecakes. It is good cold.

To make a Quaking Pudding.

TAKE a pint of cream, and boil it with nutmeg and cinamon and mace ; take out the spice when 'tis boiled ; then take the yolks of eight eggs, and four of the whites ; beat them very well with some sack, and mix your eggs with your cream, with a little salt and sugar, and a stale half-penny white loaf, and one spoonful of flour, and a quarter of a pound of almonds blanch'd and beat fine, with some rose-water ; beat all these well together, and wet a thick cloth, and flour it, and put it in when the pot boils. It must boil an hour at least. Melt butter,

butter, sack, and sugar, for the sauce; stick blanch'd almonds and candied orange-peel on the top.

To make a Cow-heel Pudding.

TAKE a large Cow-heel, and cut off all the meat, but the black toes; put them away, but mince the rest very small, and shred it over again, with three quarters of a pound of beef-suet; put to it a penny loaf grated, cloves, mace, nutmeg, sugar, and a little salt, some sack, and rose-water; mix these well together with six raw eggs well beaten; butter a cloth, and put it in, and boil it two hours. For sauce, melt butter, sack, and sugar.

To make a Curd Pudding.

TAKE the Curd of a gallon of milk, and whey it well, and rub it through a sieve; then take six eggs, a little thick cream, three spoonfuls of orange-flower-water, one nutmeg grated, grated bread, and flour, of each three spoonfuls; a pound of currants, and stoned raisins; mix all these together; butter a thick cloth, and tie it up in it; boil it an hour. For sauce, melt butter and orange-flower-water, and sugar.

To make a Pith Pudding.

TAKE a quantity of the Pith of an ox, and let it lie all night in water to soak out the blood; the next morning strip it out of the skins, and beat it with the back of a spoon in orange-flower-water till 'tis as fine as pap; then take three blades of mace, a nutmeg quartered, a stick of cinamon; then take half a pound of the best *Jordan* almonds, blanched in cold water; then beat them with a little of the cream, and as they dry put in more cream, and when they are all beaten, strain the cream from them to the Pith; then take the yolks of ten eggs, the whites of but two; beat them very well, and put them to the ingredients; then take a spoonful of grated bread, or *Naples-bisket*; mingle all these together,

gether, with half a pound of fine sugar, and the marrow of four large bones, and a little salt; fill them in small ox or hogs's guts, or bake it with puff-crust.

A Rice Pudding.

TAKE two large handfuls of Rice, well beaten and searced; then take two quarts of milk or cream, set it over the fire with the Rice; put in cinnamon and mace; let it boil a quarter of an hour; it must be as thick as hasty-pudding: Then stir in half a pound of butter while 'tis over the fire; then take it off to cool, and put in sugar, and a little salt; when 'tis almost cold, put in ten or twelve eggs, take out four of the whites: Butter the dish. An hour will bake it. Searce sugar over it.

Butter'd Crums.

PUT a piece of Butter into a sauce-pan, and let it run to oil; then scum it clean, and pour it off from the settlement; to this clear oil put grated Crumbs of bread, and keep them stirring till they are crisp.

Orange Custard or Pudding.

TAKE *Seville* Oranges, and rub the outside with a little salt very well, pare them, and take half a pound of the peel, and lay them in several waters till the bitterness is abated; beat them small in a stone or wooden mortar; then put in ten yolks of eggs, and a quart of thick cream; mix them well, and sweeten them to your taste. Melt half a pound of butter and stir it well in, if you design it for a Pudding, and pour it into a dish cover'd with paste; if for Custards, leave out the butter, and pour it into *China* cups, and bake it to eat cold.

Pudding for little Dishes.

TAKE a pint of cream, and boil it, and slice a half-penny loaf, and pour your cream over it
hot,

hot, and cover it close till 'tis cold ; then put in half a nutmeg grated, a quarter of a pound of sugar, the yolks of four eggs, the whites of but two ; butter your dish, and put it in, and let it boil an hour ; melt butter, sack, and sugar, for sauce.

A Hasty Pudding to butter it self.

SET a quart of thick cream upon the fire, put into it the crumb of a penny white loaf grated ; boil it pretty thick together, with often stirring it ; a little before you take it up, put in the yolks of four eggs, with a spoonful of sack, or orange-flower-water, and some sugar ; boil it very slow, keeping it stirring. Some make it with grated *Naple*-bisket, and put no eggs in. You may know when 'tis enough by an oil round the edge of the skillet, and soon all over it ; then pour it out ; it will require half an hour or more before it is enough. Some put a few almonds blanch'd, and beat very fine, with a spoonful of wine, to keep them from oiling.

Another Hasty Pudding.

BREAK an egg into fine flour and with your hand work up as much as you can into as stiff a paste as is possible ; then mince it as small as herbs to the pot, as small as if it were to be sifted ; then set a quart of milk a boiling, and put in your paste, so cut as before-mentioned ; put in a little salt, some beaten cinamon and sugar, a piece of butter as big as a walnut, and keep it stirring all one way, till 'tis as thick as you would have it ; and then stir in such another piece of butter ; and when 'tis in the dish, stick it all over with little bits of butter.

To make Stew'd Pudding.

GRATE a two-penny loaf and mix it with half a pound of beef-suet finely shred, and three quarters of a pound of currants, and a quarter of a pound of sugar, a little cloves, mace, and nutmeg ; then beat five or six eggs, with three or four spoonfuls

fuls of rose-water, and beat all together, and make them up in little round balls, the bigness of an egg, and some round, and some long in the fashion of an egg; then put a pound of butter in a pewter dish, when 'tis melted, and thorough hot, put in your Puddings, and let them stew till they are brown; turn them, and when they are enough serve them up, with sack, and butter, and sugar, for sauce.

To make a Cabbage Pudding.

TAKE two pounds of the lean part of a leg of veal; take of beef-suet the like quantity; chop them together, then beat them together in a stone mortar, adding to it half a little Cabbage scalded, and beat that with your meat; then season it with mace and nutmeg, a little pepper and salt, some green gooseberries, grapes, or barberries in the time of year. In the winter put in a little verjuice, then mix all well together, with the yolks of four or five eggs well beaten; then wrap it up in green Cabbage-leaves; tie a cloth over it, boil it an hour: Melt butter for sauce.

A Venison Pasty.

BONE your Venison, take out the gristles, skin, and films; to a side of Doe Venison three ounces of salt, and three quarters of an ounce of pepper; or to seven pounds of lean Venison without the bones, put in two ounces and a half of salt, and half an ounce of pepper.

Very fine Hog's Puddings.

SHRED four pounds of beef suet very fine, mix with it two pounds of fine sugar powder'd, two grated nutmegs, some mace beat, and a little salt, and three pounds of currants wash'd and pick'd; beat twenty-four yolks, twelve whites of eggs, with a little sack; mix all well together, and fill your guts, being clean, and steep'd in orange-flower-water; cut your guts quarter and half long, fill them half full;
tye

tye at each end, and again thus oooo. Boil them as others, and cut them in balls when sent to the table.

To make Almond Hogs Puddings.

TAKE two pounds of beef-suet, or marrow shred very small, and a pound and half of Almonds blanch'd, and beaten very small with rose-water; one pound of grated bread, a pound and quarter of fine sugar, a little salt, one ounce of mace, nutmeg, and cinamon, twelve yolks of eggs, four whites, a pint of sack, a pint and half of thick cream, some rose or orange-flower-water; boil the cream, and tye a little saffron in a rag, and dip it in the cream to colour it. First beat your eggs very well, then stir in your Almonds, then the spice, and salt, and suet, and then mix all your ingredients together; fill your guts but half full, put some bits of citron in the guts as you fill them. Tye them up, and boil them about a quarter of an hour.

To make Hogs Puddings with Currants.

TAKE three pounds of grated bread to four pounds of beef-suet finely shred, two pounds of Currants; cloves, mace, and cinamon, of each half an ounce beaten fine, a little salt, a pound and half of sugar, a pint of sack, a quart of cream, a little rose water, twenty eggs well beaten, but half the whites; mix all these well together, and fill the guts half full: Boil them a little, and prick them as they boil, to keep them from breaking the guts. Take them up on clean cloths.

Another Sort of Hogs Puddings.

TO half a pound of grated bread, put half a pound of hog's liver, boiled, cold and grated; a pound and half of suet finely shred, a handful of salt, a handful of sweet-herbs chopp'd small, some spice. Mix all these together, with six eggs, well beaten, and a little thick cream; fill your guts, and boil them; when cold, cut them in round slices an
1
inch

inch thick ; fry them in butter, and garnish your dish of fowls, hash, or fricasfy.

To make Rice Pancakes.

TAKE a quart of cream, and three spoonfuls of the flour of Rice ; boil it till 'tis as thick as pap, and as it boils stir in half a pound of butter, a nutmeg grated ; then pour it out into an earthen pan, and when 'tis cold put in three or four spoonfuls of flour, a little salt, some sugar, nine eggs well beaten ; mix all well together, and fry them in a little pan, with a small piece of butter. Serve them up, four or five in a dish.

To make black Hogs Puddings.

BOIL all the Hog's harlet in about four or five gallons of water till 'tis very tender ; then take out all the meat, and in that liquor steep near a peck of groats ; put in the groats as it boils, and let them boil a quarter of an hour ; then take the pot off the fire, and cover it up very close, and let it stand five or six hours ; chop two or three handfuls of thyme, a little savoury, some parsley, and penny-royal, some cloves and mace beaten, a handful of salt ; then mix all these with half the groats, and two quarts of blood : put in most part of the Leaf of the Hog ; cut it in square bits like dice, and some in long bits ; fill your guts, and put in the fat as you like it ; fill the guts three quarters full, put your Puddings into a kettle of boiling water ; let them boil an hour, and prick them with a pin to keep them from breaking. Lay them on clean straw when you take them up.

The other half of the groats you may make into white Puddings for the family : Chop all the meat very small, and shred two handfuls of sage very fine, an ounce of cloves and mace finely beaten, and some salt ; work all together very well, with a little flour, and put it into the large guts : Boil them about an hour, and keep them and the black near the fire till used.

To make a Chesnut Pudding.

TAKE a dozen and half of Chesnuts, put them in a skillet of water, and set them on the fire till they will blanch; then blanch them, and when cold put them in cold water, then stamp them in a mortar, with orange-flower-water and sack, till they are very small; mix them in two quarts of cream, and eighteen yolks of eggs, the whites of three or four; beat the eggs with sack, rose-water, and sugar; put it in a dish with puff-paste; stick in some lumps of marrow or fresh butter, and bake it.

To make a Brown-bread Pudding.

TAKE half a pound of Brown-bread, and double the weight of it in beef suet; a quarter of a pint of cream, the blood of a fowl, a whole nutmeg, some cinamon, a spoonful of sugar, six yolks of eggs, three whites; mix it all well together, and boil it in a wooden dish two hours. Serve it with sack and sugar, and butter melted.

To make a baked Sack Pudding.

TAKE a pint of cream, and turn it to a curd with Sack; then bruise the curd very small with a spoon; then grate in two *Naples*-biskets, or the inside of a stale penny loaf, and mix it well with the curd, and half a nutmeg grated; some fine sugar, and the yolks of four eggs, the whites of two, beaten with two spoonfuls of Sack; then melt half a pound of fresh butter, and stir all together till the oven is hot. Butter a dish, and put it in, and sift some sugar over it, just as 'tis going into the oven; half an hour will bake it.

To make a Marjoram Pudding.

TAKE the curd of a quart of milk finely broken, a good handful or more of Sweet-Marjoram chopp'd as small as dust, and mingle with the curd five eggs, but three whites, beaten with rose-water,
some

some nutmeg and sugar, and half a pint of cream; beat all these well together, and put in three quarters of a pound of melted butter; put a thin sheet of paste at the bottom of your dish; then pour in your Pudding, and with a spur cut out little slips of paste the breadth of your little finger, and lay them over cross and cross in large diamonds; put some small bits of butter on the top, and bake it. *This is old fashioned, and not good.*

To make Pancakes.

TAKE a pint of cream, and eight eggs, whites and all, a whole nutmeg grated, and a little salt; then melt a pound of rare dish butter, and a little sack; before you fry them, stir it in: it must be made as thick with three spoonfuls of flour, as ordinary batter, and fry'd with butter in the pan, the first pancake but no more: Strew sugar, garnish with orange, turn it on the backside of a plate.

To make a Tansy to bake.

TAKE twenty eggs, but eight whites, beat the eggs very well, and strain them into a quart of thick cream, one nutmeg, and three *Naples*-biskets grated, as much juice of spinage, with a sprig or two of tansy, as will make it as green as grass; sweeten it to your taste; then butter your dish very well, and set it into an oven, no hotter than for custards; watch it, and as soon as 'tis done, take it out of the oven, and turn it on a pye-plate; scrape sugar, and squeeze orange upon it. Garnish the dish with orange and lemon and serve it up.

To make a Gooseberry Tansy.

PUT some fresh butter in a frying-pan, and when 'tis melted put into it a quart of gooseberries, and fry them till they are tender, and break them all to mash; then beat seven eggs, but four whites, a pound of sugar, three spoonfuls of sack, as much cream, a penny-loaf grated, and three
I spoonfuls

spoonfuls of flour, mix all these together, then put the Gooseberries out of the pan to them, and stir all well together, and put them into a sauce-pan to thicken; then put butter into the frying-pan, and fry them brown: Strew sugar on the top.

To make Curd Fritters.

TAKE a handful of curds, and a handful of flour, and ten eggs well beaten and strain'd, some sugar, and some cloves, mace, and nutmeg, a little saffron; stir all well together, and fry them in very hot beef-dripping; drop them in the pan by spoonfuls; stir them about till they are of a fine yellow-brown; drain them from the fuet, and scrape sugar on them, when you serve them up.

To make fry'd Toasts.

CHIP a manchet very well, and cut it round ways into toasts; and then take cream and eight eggs, season'd with sack, and sugar, and nutmeg; and let these Toasts steep in it about an hour; then fry them in sweet butter, serve them up with plain melted butter, or with butter, sack and sugar, as you please.

To make Parsnip Fritters.

BOIL your Parsnips very tender, then peel 'em and beat them in a mortar, and rub them through a hair sieve, and mix a good handful of them with some fine flour, six eggs, some cream and new milk, salt, sugar and nutmeg a little, a small quantity of sack and rose-water; mix all well together a little thicker than pancake batter; have a frying-pan ready with good store of hogs-lard, very hot over the fire, and put in a spoonful in a place till the pan be so full as you can fry them conveniently, fry them a light brown on both sides. For sauce, take sack and sugar, with a little rose-water or verjuice, strew sugar on them when in the Dish.

To make Apple Fritters.

TAKE the yolks of eight eggs, the whites of four, beat them well together, and strain 'em into a pan; then take a quart of cream, warm it as hot as you can endure your finger in it; then put to it a quarter of a pint of sack, three quarters of a pint of ale, and make a posset of it; when your posset is cool, put to it your eggs, beating them well together; then put in nutmeg, ginger, salt and flour to your liking: Your batter should be pretty thick; then put in pippins sliced or scraped; fry them in good store of hot lard with a quick fire.

To make an Apple Tansy.

TAKE three pippins, slice them round in thin slices, and fry them with butter; then beat four eggs, with six spoonfuls of cream, a little rose-water, nutmeg, and sugar, and stir them together, and pour it over the apples: Let it fry a little, and turn it with a pye-plate. Garnish with lemon and sugar strew'd over it.

To make a Lemon Tart.

TAKE three clear lemons, and grate off the outside rinds; take the yolks of twelve eggs, and six whites; beat them very well, squeeze in the juice of a lemon; then put in three quarters of a pound of fine powdered sugar, and three quarters of a pound of fresh butter melted; stir all well together, put a sheet of paste at the bottom, and sift sugar on the top; put it in a brisk oven, three quarters of an hour will bake it: So serve it to the table.

A Rye-bread Pudding.

TAKE half a pound of fowre Rye-bread grated, half a pound of beef-suet finely shred, half a pound of currants clean washed, half a pound of sugar, a whole nutmeg grated; mix all well together,

ther, with five or six eggs : Butter a dish, boil it an hour and a quarter, and serve it up with melted butter.

A baked Pudding.

BLanch half a pound of almonds, and beat them fine with sweet water, ambergrease dissolved in orange-flower-water, or in some cream ; then warm a pint of thick cream, and melt in it half a pound of butter ; then mix it with your beaten almonds, a little salt, a grated nutmeg, and sugar, and the yolks of six eggs ; beat it up together, and put it in a dish with puff-paste, the oven not too hot ; scrape sugar on it just before it goes into the oven.

To make a Custard Pudding.

TAKE a pint of cream, and mix with it six eggs well beat, two spoonfuls of flour, half a nutmeg grated, a little salt, and sugar to your taste ; butter a cloth, put it in when the pot boils : boil it just half an hour ; melt butter for sauce.

Boil'd Custards.

TAKE a pint of cream, and put into it two ounces of almonds, blanch'd and beaten very fine with rose or orange-flower-water, or a little cream ; let them boil till the cream is a little thickned, then sweeten your eggs and keep it stirring over the fire till 'tis as thick as you would have it ; then put into it a little orange-flower water, stir it well together, and put it into *China* cups.

N. B. You may make them without almonds.

Rice Custards.

TAKE a quart of cream, and boil it with a blade of mace, and a quarter'd nutmeg ; put into it boiled rice, well beat with your cream ; mix them together, and stir them all the while it boils on the fire ; when 'tis enough, take it off, and sweeten

to your taste: Put in a little orange-flower-water, pour it in your dishes; when cold serve it.

To make an Almond Tourt.

BLANCH and beat half a pound of *Jordan* Almonds very fine; use orange-flower-water, in the beating your almonds; pare the yellow rind of a lemon pretty thick, boil it in water till 'tis very tender: beat it with half a pound of sugar, and mix it with the almonds, and eight eggs, but four whites, half a pound of butter melted, and almost cold, and a little thick cream; mix all together, and bake it in a dish with paste at bottom. This may be made the day before 'tis used.

*To make little Hasty-puddings, to boil
in Custard Dishes.*

TAKE a large pint of milk, put to it four spoonfuls of flour; mix it well together, and set it over the fire, and boil it into a smooth Hasty-pudding; sweeten it to your taste, grate nutmeg in it, and when 'tis almost cold, beat five eggs very well, and stir into it; then butter your custard-cups, put in your stuff, and tie them over with a cloth, put them in the pot when the water boils, and let them boil something more than half an hour; pour on them melted butter.

To make a sweet-meat Pudding.

PUT a thin puff-paste at the bottom of your dish, then have of candied orange and lemon-peel, and citron, of each an ounce; slice them thin, and put them in the bottom on your paste; then beat eight yolks of eggs, and two whites, near half a pound of sugar, and half a pound of butter melted; mix and beat all well together, and when the oven is ready, pour it on your sweet-meats in the dish. An hour or less will bake it.

To make Carrot, or Parsnip Puffs.

SCRAP E and boil your Carrots and Parsnips tender ; then scrape or mash them very fine, add to a pint of pulp the crumb of a penny-loaf grated, or some stale bisket, if you have it, some eggs, but four whites, a nutmeg grated, some orange-flower-water, sugar to your taste, a little sack, and mix it up with thick cream : they must be fry'd in rendered suet, the liquor very hot when you put them in ; put in a good spoonful in a place.

To make New-Colledge Puddings.

GRAT E a penny stale-loaf, and put to it a like quantity of Beef-suet finely shred, and a nutmeg grated, a little salt, some currants, and then beat some eggs in a little sack, and some sugar, and mix all together, and knead it as stiff as for manchet, and make it up in the form and size of a *Turkey-egg*, but a little flatter ; then take a pound of butter, and put it in a dish, and set the dish over a clear fire in a chafing-dish, and rub your butter about the dish till 'tis melted ; put your puddings in, and cover the dish, but often turn your puddings, until they are all brown alike, and when they are enough, scrape sugar over them, and serve them up hot for a side dish.

You must let the Paste lie a quarter of an hour before you make up your puddings.

To make an Oat-meal Pudding.

TAKE a pint of great oat-meal, beat it very small, then sift it fine ; take a quart of cream, boil it and your Oat-meal together, stirring it all the while until 'tis pretty thick ; then put it in a dish, and cover it close, and let it stand a little ; then put into it a pound and half of fresh butter, and let it stand two hours before you stir it ; put to it twelve eggs, a nutmeg grated, a little salt, sweeten it to your taste ; a little sack, or orange-flower-water ;

stir

stir all very well together, put paste at the bottom of your dish, and put in your Pudding-stuff, the oven not too hot ; an hour will bake it.

To make fine Fritters.

TAKE half a pint of thick sweet cream, put to it four eggs well beaten, a little brandy, some nutmeg and ginger ; make this into a thick batter with flour : your apples must be golden-pippins pared and cut in thin slices, dip them in the batter, and fry them in lard. It will take up two pounds of lard to fry this quantity.

To make a Marrow Pudding.

TAKE a quart of cream, and three *Naples*-biskets grated, a nutmeg grated, the yolks of ten eggs, the whites of five well beaten, and sugar to your taste ; mix all well together, and put a little bit of butter in the bottom of your sauce-pan ; then put in your stuff, and set it over the fire, and stir it till 'tis pretty thick ; then pour it into your pan, with a quarter of a pound of currants that have been plumped in hot water ; stir it together, and let it stand all night. The next day put some fine paste rolled very thin at the bottom of your dish, and when the oven is ready, pour in your stuff, and on the top lay large pieces of Marrow. Half an hour will bake it.

Lemon Pudding.

GRATE the peels of three large lemons only the yellow, then take two lemons more, and the three you have grated, and roul them under your hand on a table till they are very soft ; but be careful not to break them ; then cut and squeeze them, and strain the juice from the seeds to the grated peels, then grate the crum of three half-penny loaves, (or ten ounces of crum, white loaves) into a bason, and make a pint of white-

wine scalding hot, pour it to the bread and stir it well together to soak, then put to it the grated peel and juice ; beat the yolks of eight eggs and four whites together, and mingle with the rest barely three quarters of a pound of butter that is fresh and melted, and almost a pound of white sugar, beat it well together till it be thoroughly mixt, then lay a sheet of puff-paste at the bottom and brim, cutting it into what form you please ; the paste that is left roul out, and with a jagging iron cut them out in little stripes, neither so broad or long as your little finger, and bake them on a flower'd paper ; let the Pudding bake almost an hour, when it comes out of the oven stick the pieces of paste on the top of it to serve it to table. It eats well hot or cold.

The Ipswich Almond Pudding.

STEEP somewhat above three ounces of the crum of white bread, sliced in a pint and half of cream, or grate the bread ; then beat half a pound of blanched almonds very fine till they do not glister, with a small quantity of perfum'd water, beat up the yolks of eight eggs and the whites of four ; mix all well together, put in a quarter of a pound of white sugar ; then set it into the oven, but stir in a little melted butter before you set it in ; let it bake but half an hour.

Oatmeal Pudding.

A Wine pint of Oatmeal pick'd from the blacks, a milk pint and a quarter of milk warmed ; let it steep one night ; three quarters of a pound of beef suet shred, one nutmeg, three spoonfuls of sugar, a small handful of flour, four eggs, and salt to your taste ; make two Puddings and boil them three hours ; if the Oatmeal be too large, beat it, and if that make it into but one Pudding, boil it four hours.

To make a fine Bread Pudding.

TAKE three pints of milk and boil it ; when 'tis boiled, sweeten it with half a pound of sugar, a small nutmeg grated, and put in half a pound of butter ; when 'tis melted, pour it in a pan, over eleven ounces of grated bread, cover it up. The next day put to it ten eggs well beaten, stir all together, and when the oven is hot, put it in your dish ; three quarters of an hour will bake it. Boil a bit of lemon-peel in the milk, take it out before you put your other things in.

To make a Spread-Eagle Pudding.

CUT off the crust of three half-penny rolls, then slice them into your pan ; then set three pints of milk over the fire, make it scalding hot, but not boil ; so put it over your bread, and cover it close, and let it stand an hour ; then put in a good spoonful of sugar, a very little salt, a nutmeg grated, a pound of suet after 'tis shred, half a pound of currants washed and picked, four spoonfuls of cold milk, ten eggs, but five of the whites ; and when all is in, stir it, but not till all is in ; then mix it well, butter a dish ; less than an hour will bake it.

To make a very fine plain Pudding.

TAKE a quart of milk, and put in six laurel-leaves into it ; when it has boiled a little, take out your leaves, and with fine flour make that milk into a hasty-pudding, pretty thick ; then stir in half a pound of butter more, then a quarter of a pound of sugar, a small nutmeg grated, twelve yolks, six whites of eggs well beaten ; mix and stir all well together, butter a dish, and put in your stuff ; a little more than half an hour will bake it.

A fine Rice Pudding.

TAKE of the flour of rice six ounces, put it in a quart of milk, and let it boil till 'tis pretty

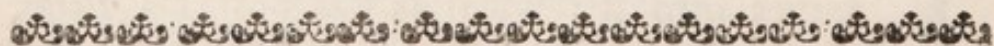
pretty thick, stirring it all the while; then pour it in a pan, and stir in it half a pound of fresh butter, and a quarter of a pound of sugar, or sweeten it to your taste; when 'tis cold, grate in a nutmeg, and beat six eggs, with a spoonful or two of sack, and beat and stir all well together; put a little fine paste at the bottom of your dish, and bake it.

To make a Ratafia Pudding.

TAKE a quart of cream, boil it with four or five laurel-leaves; then take them out and break in half a pound of naples-bisket, half a pound of butter, some sack, nutmeg and salt; take it off the fire, cover it up; when 'tis almost cold, put in two ounces of almonds blanch'd, and beaten fine, and the yolks of five eggs; mix all well together, and bake it in a moderate oven half an hour; scrape sugar on it as it goes into the oven.

Vermicelly Pudding.

BOIL five ounces of Vermicelly in a quart of milk till 'tis tender, with a blade of mace, and a rind of lemon or Sevil-orange, sweeten it to your taste; the yolks of six eggs and four whites; have a dish ready covered with paste, and just before you set it into the oven, stir in half a pound of melted butter, a very little salt does well, if you have no peels put in a little orange-flower-water.



All Sorts of PASTRY.

To make a Tureiner.

TAKE a china pot or bowl, and fill it as follows: At the bottom lay some fresh butter; then put in three or four beef-steaks larded with bacon; then cut some veal-steaks from the leg;

leg; hack them, and wash them over with the yolk of an egg, and afterwards lay it over with forc'd-meat, and roll it up, and lay it in with young chickens, pigeons and rabbits, some in quarters, some in halves; sweet-breads, lamb-stones, cocks-combs, palates after they are boiled, peeled, and cut in slices: Tongues, either hogs or calves, sliced, and some larded with bacon; whole yolks of hard eggs, pistacia-nuts peeled, forced balls, some round, some like an olive, lemon sliced, some with the rind on, barberries and oysters: season all these with pepper, salt, nutmeg, and sweet-herbs, mix'd together after they are cut very small, and strew it on every thing as you put it in your pot: Then put in a quart of gravy, and some butter on the top, and cover it close with a lid of puff-paste, pretty thick. Eight hours will bake it.

A Batalia Pye, or Bride Pye.

TAKE young chickens as big as black-birds, quails, young partridges, and larks, and squab pigeons; truss them, and put them in your pye; then have Ox-palates boiled, blanched, and cut in pieces, lamb-stones, sweet-breads, cut in halves or quarters, cocks-combs blanched, a quart of oysters dipt in eggs, and dredged over with grated bread, and marrow. Having so done, sheeps-tongues boiled, peeled, and cut in slices; season all with salt, pepper, cloves, mace, and nutmegs, beaten and mix'd together; put butter at the bottom of the pye, and place the rest in with the yolks of hard eggs, knots of eggs, cocks-stones and treads, forc'd-meat balls; cover all with butter, and cover up the pye; put in five or six spoonfuls of water when it goes into the oven, and when 'tis drawn pour it out and put in Gravy.

To make an Oyster Pye.

MAKE good puff-paste, and lay a thin sheet in the bottom of your pattipan; then take

two quarts of large Oyfters, wash them well in their own liquor, and take them out of it and dry them, and season them with salt and spice, and a little pepper, all beaten fine; lay some butter in the bottom of your pattipan, then lay in your Oyfters, and the yolks of twelve hard eggs whole, two or three sweet-breads cut in slices, or lamb-ftones, or in want of these a dozen of larks, two marrow-bones, the marrow taken out in lumps, dipt in the yolks of eggs, and seasoned as you did your Oyfters and some grated bread dusted on it, and a few forc'd-meat balls: When all these are in, put some butter on the top, and cover it over with a sheet of puff-paste, and bake it: When 'tis drawn out of the oven, take the liquor of the Oyfters, and boil it and scum it, and beat it up thick with butter, and the yolks of two or three eggs, and pour it hot into your Pye, and shake it well together, and serve it hot.

To make a Salmon Pye.

MAKE a good puff-paste, and lay it in your pattipan; then take the middle-piece of Salmon, season it pretty high with pepper and salt, cloves and mace; cut it into three pieces, then lay a layer of butter, and a layer of Salmon, till all is in; make forc'd-meat balls of an eel, chop it fine, with the yolks of hard eggs, two or three anchovies, marrow, (or if for a fasting-day, butter) sweet herbs, some grated bread, and a few oyfters and grated nutmeg, some small pepper, and a little salt; make it up with raw eggs into balls, some long, some round, and lay them about your Salmon; put butter over all, and lid your Pye. An hour will bake it.

To make Egg Pyes.

TAKE the yolks of two dozen of Eggs boil'd hard, and chopp'd with double the quantity of beef-suet, and half a pound of pippins pared, cored, and sliced; then add to it one pound of currants wash'd
and

and dried, half a pound of sugar, a little salt, some spice beaten fine, the juice of a lemon, and half a pint of sack, candied orange and citron cut in pieces, of each three ounces, some lumps of marrow on the top, fill them full ; the oven must not be too hot ; three quarters of an hour will bake them ; put the marrow only on them that are to be eaten hot.

To make a Sweet-bread Pasty to fry or bake.

PARBOIL your Sweetbreads, and shred them very fine, with an equal quantity of marrow ; mix with them a little grated bread, some nutmeg, salt, the yolks of two hard eggs bruised small, and sugar ; then mix up with a little cream and the yolk of an egg : Make paste with half a pound of the finest flour, an ounce of double refin'd sugar beat and sifted, the yolks of two eggs, and white of one, and fair water ; then roll in half a pound of butter, and roll it out in little Pasties the breadth of your hand ; put your meat in, close them up well, and fry or bake them. A very pretty side-dish.

To make a Lumber Pye.

TAKE a pound and half of veal, parboil it, and when 'tis cold chop it very small, with two pounds of beef-suet, and some candied orange-peel ; some sweet-herbs, as thyme, sweet-marjoram, and an handful of spinage ; mince the herbs small before you put them to the other : So chop all together, and a pippin or two ; then add a handful or two of grated bread, a pound and half of currants wash'd and dried ; some cloves, mace, nutmeg, a little salt, sugar and sack, and put to all these as many yolks of raw eggs, and whites of two, as will make it a moist forc'd meat ; work it with your hands into a body, and make it into balls as big as a turkey's egg ; then having your coffin made, put in your balls. Take the marrow out of three or four bones as whole as you can : Let your marrow lie a little in water, to take out the blood and splinters ; then dry it, and dip
it

it in yolk of eggs ; season it with a little salt, nutmeg grated, and grated bread ; lay it on and between your forc'd-meat-balls, and over that sliced citron, candied orange and lemon, eryngo-roots, preserved barberries ; then lay on sliced lemon, and thin slices of butter over all ; then lid your Pye, and bake it ; and when 'tis drawn, have in readiness a caudle made of white-wine and sugar, and thicken'd with butter and eggs, and pour it hot into your Pye.

To make little Pasties to fry.

TAKE the kidney of a loin of veal or lamb, fat and all ; shred it very small ; season it with a little salt, cloves, mace, nutmegs, all beaten small, some sugar, and the yolks of two or three hard eggs, minced very fine : Mix all these together with a little sack or cream ; put them in puff-paste, and fry them : Serve them hot.

To make Custards.

TAKE two quarts of thick sweet cream ; boil it with some bits of cinamon, and a quartered nutmeg ; keep it stirring all the while, and when it has boiled a little time, pour it into a pan to cool, and stir it till 'tis cool, to keep it from scumming ; then beat the yolks of sixteen eggs, the whites of but six, and mix your eggs with the cream when 'tis cool, and sweeten it with fine sugar to your taste, put in a very little salt, and some rose or orange-flower-water ; then strain all through a hair sieve, and fill your cups or crust. It must be a pretty quick oven ; when they boil up they are enough.

To make Cheesecakes.

TAKE a pint of cream, and warm it, and put to it five quarts of milk warm from the cow ; then put runnet to it, and when 'tis come, put the curd in a linnen bag or cloth, and let it drain well from the whey, but do not squeeze it much ; then put it in a mortar, and break the curd as fine as butter ;

butter ; then put to your curd half a pound of almonds blanch'd, and beaten exceeding fine, (or half a pound of dry mackaroons beat very fine) if you have almonds, grate in a *Naples*-bisket ; but if you use mackaroons, you need not ; then add to it the yolks of nine eggs beaten, a whole nutmeg grated, two perfum'd plumbs dissolved in rose or orange-flower-water, half a pound of fine sugar, mix all well together ; then melt a pound and quarter of butter, and stir it well in it, and half a pound of currants plump'd ; so let it stand to cool till you use it.

Then make your puff-paste thus : Take a pound of fine flour, and wet it with cold water, roll it out, and put into it by degrees a pound of fresh butter : Use it just as 'tis made.

Another Way to make Cheesecakes.

TAKE a gallon of new milk, set it as for a Cheese, and gently whey it ; then break it in a mortar, put to it the yolks of six eggs, four of the whites, sweeten it to your taste ; put in a grated nutmeg, some rose-water, and sack ; mix these together, and set over the fire a quart of cream, and make it into a hasty-pudding, and mix that with it very well, and fill your pattipans just as they are going into the oven. Your oven must be ready, that you may not stay for that ; when they rise well up, they are enough. Make your paste thus :

Take about a pound of flout, and strew into it three spoonfuls of loaf-sugar beaten and sifted, and rub into it a pound of butter, one egg, and a spoonful of rose-water, the rest cold fair water : Make it into a paste, roll it very thin, and put it into your pans, and fill them almost full.


Paste for Pasties.

RUB six pounds of butter into fourteen pounds of flour ; put to it eight eggs, whip the whites to snow, and make it in a pretty stiff paste, with cold water.

To make Cheefecakes without Runnet.

TAKE a quart of thick cream, and set it over a clear fire, with some quartered nutmeg in it; just as it boils up, put in twelve eggs well beaten, and a quarter of a pound of fresh butter; stir it a little while on the fire, till it begins to curdle; then take it off, and gather the curd as for cheese; put it in a clean cloth, tie it together, and hang it up that the whey may run from it; when 'tis pretty dry, put it in a stone mortar, with a pound of butter, a quarter of a pint of thick cream, some sack and orange-flower-water, and half a pound of fine sugar; then beat and grind all these very well together for an hour or more, till 'tis very fine; then pass it through a hair sieve, and fill your pattipans but half full. You may put currants in half the quantity, if you please: A little more than a quarter of an hour will bake them. Take the nutmeg out of the cream when 'tis boiled.

To make Orange or Lemon Tarts.

TAKE six large Lemons, and rub them very well with salt, and put them in water for two days, with a handful of salt in it; then change them into fresh water without salt every other day for a fortnight; then boil them for two or three hours till they are tender; then cut them in half quarters, and then cut them thus  as thin as you can; then take pippins pared, cored and quartered, and a pint of fair water; let them boil till the pippins break; put the liquor to your Orange or Lemon, and half the pippins well broken, and a pound of sugar; boil these together a quarter of an hour; then put it in a gallipot, and squeeze an Orange in it, if it be Lemon; or a Lemon if 'tis Orange, two spoonfuls are enough for a Tart: Your pattipans must be small and shallow; put fine puff-paste, and very thin; a little while will bake it. Just as your
Tarts

Tarts are going into the oven, with a feather or brush do them over with melted butter, and then sift double-refin'd sugar on them, and this is a pretty icing on them.

To make Puff-paste for Tarts.

RUB a quarter of a pound of butter into a pound of fine flour; then whip the whites of two eggs to snow, and with cold water and one yolk make it into a Paste; then roll it abroad, and put in by degrees a pound of butter, flouring it over the butter every time, and roll it up, and roll it out again, and put in more butter: So do for six or seven times, till it has taken up all the pound of butter. This Paste is good for tarts, or any small things.

Apple Pasties to fry.

PARE and quarter Apples, and boil them in sugar and water, and a stick of cinamon, and when tender, put in a little white-wine, the juice of a lemon, a piece of fresh butter, and a little ambergrease or orange-flower-water; stir all together, and when 'tis cold put it in puff-paste, and fry them.

To season and bake a Venison Pasty.

BONE your hanch or side of Venison, and take out all the sinews and skin; then proportion it for your Pasty, by taking away from one part, and adding to another, till 'tis of an equal thickness; then season it with pepper and salt, about an ounce of pepper; save a little of it whole, and beat the rest, and mix with twice as much salt, and rub it all over your Venison, and let it lie till your paste is ready. Make your paste thus: A peck of fine flour, six pounds of butter, a dozen of eggs; rub your butter in your flour, beat your eggs, and with them and cold water make up your paste pretty stiff; then drive it forth for your Pasty; let it be the thickness of a man's thumb; put under it two or three sheets of cap-paper well floured: Then have

two pounds of beef-suet, shred exceeding fine ; proportion it on the bottom to the breadth of your Venison, and leave a verge round your Venison three fingers broad, wash that verge over with a bunch of feathers or brush dipp'd in an egg beaten, and then lay a border of your paste on the place you wash'd, and lay your Venison on the suet ; put a little of your seasoning on the top, and a few corns of whole pepper, and two pounds of very good fresh butter ; then turn over your other sheet of paste, so close your Pasty. Garnish it on the top as you think fit ; vent it in the middle, and set it in the oven. It will ask five or six hours baking. Then break all the bones, wash them, and add to them more bones, or knuckles ; season them with pepper and salt, and put them with a quart of water, and half a pound of butter, in a pan or earthen pot ; cover it over with coarse paste, and set it in with your Pasty ; and when your Pasty is drawn and dish'd, fill it up with the gravy that came from the bones.

Balls for Lent.

GRATED white bread, nutmeg, salt, shred parsley, a very little thyme, and a little orange or lemon-peel cut small ; make them up into Balls with beaten eggs, or you may add a spoonful of cream ; roll them up in flour, and fry them.

To keep Venison in Summer.

BEAT pepper very fine, and rub all over it.

Sauce for Roast Venison.

JELLY of currants melted and serv'd hot, with a lemon squeez'd into it.

A fine Potato Pye for Lent.

FIRST make your forc'd-meat, about two dozen of small oysters just scalded, and when cold chopt small, a stale rowl grated, and six yolks of
 I eggs

eggs boil'd hard, and bruis'd small with the back of a spoon; season with a little salt, pepper, and nutmeg, some thyme and parsley, both shred small; mix these together well, and pound them a little, and make it up in a stiff paste, with half a pound of butter and an egg work'd in it; just flour it to keep it from sticking, and lay it by till your Pye is fit, and put a very thin paste in your dish, bottom and sides; then put your forc'd-meat, of an equal thickness, about two fingers broad, about the sides of your dish, as you would do a pudding-crust; dust a little flour on it, and put it down close; then fill your Pye, a dozen of Potato's, about the bigness of a small egg, finely pared, just boiled a walm or two, a dozen yolks of eggs boil'd hard, a quarter of a hundred of large oysters just scalded in their own liquor and cold, six morels, four or five blades of mace, some whole pepper, and a little salt butter on the bottom and top; then lid your Pye, and bake it an hour; when 'tis drawn, pour in a caudle made with half a pint of your oyster liquor, three or four spoonfuls of white-wine, and thicken'd up with butter and eggs, pour it in hot at the hole on the top, and shake it together, and serve it.

Artificial Potatoes for Lent: A Side-Dish; Second Course.

TAKE a pound of butter, put it into a stone mortar with half a pound of *Naples*-bisket grated, and half a pound of *Jordan* almonds beat small after they are blanched, eight yolks of eggs, four whites, a little sack and orange-flower-water; sweeten to your taste; pound all together till you don't know what it is, and with a little fine flour make it into a stiff paste, lay it on a table, and have ready about two pounds of fine lard in your pan, let it boil very fast, and cut your paste the bigness of chesnuts, and throw them into the boiling lard, and let them boil till they are of a yellow brown; and when they are enough, take them up in a sieve

to drain the fat from them ; put them in a dish, pour sack, and melted butter ; strew double-refin'd sugar over the brim of the dish.

Potato, or Lemon Cheesecakes.

TAKE six ounces of Potatoes, four ounces of lemon-peel, four ounces of sugar, four ounces of butter ; boil the Lemon-peel till tender, pare and scrape the Potatoes, and boil them tender and bruise them ; beat the Lemon-peel with the sugar, then beat all together very well, and melt the butter in a little thick cream, and mix all together very well, and let it lie till cold : Put crust in your pattipans, and fill them little more than half full : Bake them in a quick oven half an hour, sift some double-refin'd sugar on them as they go into the oven ; this quantity will make a dozen small pattipans.

Sauce for Fish in Lent, or at any Time.

TAKE a little thyme, horse-radish, a bit of onion, lemon-peel, and whole pepper ; boil them a little in fair water ; then put in two anchovies, and four spoonfuls of white-wine ; then strain them out, and put the liquor into the same pan again, with a pound of fresh butter ; and when 'tis melted take it off the fire, and stir in the yolks of two eggs well beaten, with three spoonfuls of white-wine ; set it on the fire again, and keep it stirring till 'tis the thickness of cream, and pour it hot over your Fish. Garnish with lemon and horse-radish.

To make a savoury Lamb Pye.

SEASON your Lamb with pepper, salt, cloves, mace, and nutmeg : So put it into your coffin with a few Lamb-stones, and sweet-breads seasoned as your Lamb ; also some large oysters, and savoury forc'd-meat balls, hard yolks of eggs, and the tops of asparagus two inches long, first boiled green ; then put butter all over the Pye, and lid it, and set it in a quick oven an hour and half ; then make the liquor

liquor with oyster-liquor, as much gravy, a little claret, with one anchovy in it, a grated nutmeg. Let these have a boil, thicken it with the yolks of two or three eggs, and when the pye is drawn, pour it in hot.

To make a sweet Lamb Pye.

CUT your Lamb into small pieces, and season it with a little salt, cloves, mace, and nutmeg; your pye being made, put in your lamb or veal; strew on it some stoned raisins and currants, and some sugar; then lay on it some forc'd-meat balls made sweet, and in the summer some artichoke bottoms boiled, and scalded Grapes in the winter. Boil *Spanish* potatoes cut in pieces; candied citron, candied orange and lemon-peel, and three or four large blades of mace; put butter on the top; close up your Pye, and bake it. Make the caudle of white-wine, juice of lemon and sugar: Thicken it with the yolks of two or three eggs, and a bit of butter; and when your Pye is baked, pour in the caudle as hot as you can, and shake it well in the Pye, and serve it up.

A sweet Chicken Pye.

TAKE five or six small chickens, pick, draw, and truss them for baking; season them with cloves, mace, nutmeg, cinamon, and a little salt; wrap up some of the seasoning in butter, and put it in their bellies; and your coffin being made, put them in; put over and between them pieces of marrow, *Spanish* potatoes, and chesnuts, both boiled, peeled, and cut, a handful of barberries stript, a lemon sliced, some butter on the top; so close up the Pye and bake it, and have in readiness a caudle made of white-wine, sugar, nutmeg, beat it up with yolks of eggs and butter; have a care it does not curdle; pour the caudle in, shake it well together, and serve it up hot.

Another Chicken Pye.

SEASON your Chickens with pepper, salt, cloves, mace, nutmeg, a little shred parsley, and thyme, mix'd with the other seasoning; wrap up some in butter, and put in the bellies of the chickens, and lay them in your Pye; strew over them lemon cut like dice; a handful of scalded grapes, artichoke-bottoms in quarters: So put butter on it, and close it up; when 'tis baked, put in a lear of gravy, with a little white-wine, a grated nutmeg, thicken it up with butter, and two or three eggs; shake it well together, serve it up hot.

To make an Olio Pye.

MAKE your Pye ready; then take the thin Collops of the but-end of a leg of veal; as many as you think will fill your Pye; hack them with the back of a knife, and season them with pepper, salt, cloves, and mace; wash over your collops with a bunch of feathers dipped in eggs, and have in readiness a good handful of sweet-herbs shred small; the herbs must be thyme, parsley, and spinage; and the yolks of eight hard eggs, minced, and a few oysters parboiled and chopt; some Beef-suet shred very fine. Mix these together, and strew them over your collops, and sprinkle a little orange-flower-water on them, and roll the collops up very close, and lay them in your Pye, strewing the seasoning that is left over them; put butter on the top, and close up your Pye; when 'tis drawn, put in gravy, and one anchovy dissolved in it, and pour it in very hot: And you may put in artichoke-bottoms and chesnuts, if you please, or sliced lemon, or grapes scalded, or what else is in season; but if you will make it a right savoury Pye leave them out.

To make a Florendine of Veal.

TAKE the kidney of a Loin of Veal, fat and all, and mince it very fine; then chop a few herbs, and put to it, and add a few currants; season it with cloves, mace, nutmeg, and a little salt; and put in some yolks of eggs, and a handful of grated bread, a pippin or two chopp'd, some candied lemon peel minced small, some sack, sugar, and orange-flower-water. Put a sheet of puff-paste at the bottom of your dish; put this in, and cover it with another; close it up, and when 'tis baked, scrape sugar on it; and serve it hot.

Another Made Dish.

TAKE half a pound of almonds, blanch and beat them very fine; put to them a little rose or orange-flower-water in the beating; then take a quart of sweet thick cream, and boil it with whole cinamon, and mace, and quartered dates; sweeten your cream with sugar to your taste, and mix it with your almonds, and stir it well together, and strain it out through a sieve. Let your cream cool, and thicken it with the yolks of six eggs; then garnish the deep dish, and lay paste at the bottom, and then put in sliced artichoke-bottoms, being first boiled, and upon that a layer of marrow, sliced citron, and candied orange; so do till your Dish is near full; then pour in your cream, so bake it without a lid; when 'tis baked, scrape sugar on it, and serve it up hot. Half an hour will bake it.

To make an Artichoke Pye.

BOIL the bottoms of eight or ten Artichokes; scrape and make them clean from the core; cut each of them into six parts; season them with cinamon, nutmeg, sugar, and a little salt; then lay your Artichokes in your Pye. Take the marrow of four or five bones, dip your marrow in yolks of eggs and grated bread, and season it as you did your

Artichokes, and lay it on the top and between your Artichokes ; then lay on sliced lemon, barberries, and large mace ; put butter on the top, and close up your Pye ; then make your lear of white-wine, sack, and sugar ; thicken it with yolks of eggs, and a bit of butter ; when your Pye is drawn, pour it in, shake it together, and serve it hot.

To make a Skirret Pye.

BOIL your biggest Skirrets, and blanch them, and season them with cinamon, nutmeg, and a very little ginger and sugar. Your Pye being ready, lay in your Skirrets ; season also the marrow of three or four bones with cinamon, sugar, a little salt and grated bread. Lay the marrow in your Pye, and the yolks of twelve hard eggs cut in halves, a handful of chesnuts boiled and blanched, and some candied orange-peel in slices. Lay butter on the top, and lid your Pye. Let your caudle be white-wine, verjuice, some sack and sugar ; thicken it with the yolks of eggs, and when the Pye is baked, pour it in, and serve it hot. Scrape sugar on it.

To make a Turbot Pye.

GUT, and wash, and boil your Turbot, then season it with a little pepper and salt, cloves, mace, and nutmeg, sweet-herbs shred fine ; then lay it in your Pye, or pattipan, with the yolks of six eggs boiled hard ; a whole onion, which must be taken out when 'tis baked. Put two pounds of fresh butter on the top ; close it up ; when 'tis drawn, serve it hot or cold : 'Tis good either way.

To make a Chervil or Spinage Tart.

SHRED a gallon of Spinage or Chervil very small ; put to it half a pound of melted butter, the meat of three lemons picked from the skins and seeds ; the rind of two lemons grated, a pound of sugar ; put this in a dish or pattipan with puff-paste on the bottom and top, and so bake it ; when 'tis baked,

baked, cut off the lid, and put cream or custard over it as you do codlin tarts. Scrape sugar over it; serve it cold. This is good among other Tarts in the winter for variety.

To make Lemon Cheesecakes.

TAKE the peel of two large lemons, boil it very tender; then pound it well in a mortar, with a quarter of a pound or more of loaf-sugar, the yolks of six eggs, and half a pound of fresh butter; pound and mix all well together, and fill the pattipans but half full; Orange Cheesecakes are done the same way; only you must boil the peel in two or three waters to take out the bitterness.

A Fish Pye.

TAKE of Sole, or thick Flounders, gut and wash them, and just put them in scalding water to get off the black skin; then cut them in scollops or indented, so that they will join and lie in the Pye, as if they were whole. Have your pattipan in readiness with puff-paste in the bottom, and a layer of butter on it; then season your Fish with a little pepper and salt, cloves, mace, and nutmeg, and lay it in your pattipan, joining the pieces together, as if the Fish had not been cut; then put in forc'd-balls made with Fish, slices of lemon with the rind on, whole oysters, whole yolks of hard eggs, and pickled barberries; then lid your Pye and bake it; when 'tis drawn, make a caudle of oyster-liquor and white-wine thicken'd up with yolks of eggs and a bit of butter; serve it hot.

To make Marrow Pasties.

MAKE your little Pasties the length of a finger, and as broad as two fingers; put in large pieces of marrow dipped in eggs, and seasoned with sugar, cloves, mace, and nutmeg; strew a few currants on the marrow. Bake or fry them,

To make Mince-pyes of Veal.

FROM a Leg of Veal cut off four pounds of the fleshy part in thick pieces, and put them in scalding water, and let it just boil; then cut the meat in small thin pieces and skin it: It must be four pounds after 'tis scalded and skinned; to this quantity put nine pounds of beef-suet well skinned, and shred them very well and fine with eight pippins pared and cored, and four pounds of raisins of the sun stoned; when 'tis shred very fine, put it in a large pan or on a table to mix, and put to it one ounce of nutmegs grated, half an ounce of cloves, as much mace, a large spoonful of salt, above a pound of sugar, the peel of a lemon shred exceeding fine; when you have seasoned it to your palate, put in seven pounds of currants, and two pounds of raisins stoned and shred. When you fill your Pies, put into every one some shred lemon with its juice, some candied lemon peel and citron in slices, and just as the Pies go into the oven, put into every one a spoonful of sack and a spoonful of claret, so bake them.

To make buttered Loaves to eat hot.

TAKE eleven yolks of eggs beat well, five spoonfuls of cream, and a good spoonful of ale-yeast; stir all these together with flour till it comes to a little paste, not too stiff; work it well, cover it with a cloth. Lay it before the fire to rise a quarter of an hour; when 'tis well risen, make it in a roll, and cut in five pieces, and make them into Loaves, and flat them down a little, or they will rise too much; put them into an oven as hot as for manchet, and when they are taken out of the oven, have at least a pound of butter beaten with rose-water and sugar to your taste. Cut all the Loaves open at the top, and pour the butter in them, and serve them hot to table.

To make Cheefecakes.

TAKE a pound of potatoes, when they are boil'd and peel'd beat them fine, put to them twelve eggs, fix whites ; then melt a pound of butter and stir it in, grate half a nutmeg: you must sweeten it to your palate with double refin'd sugar, then put a piece of puff-paste round the edges of the dish ; it must not be over-baked, when the crust is enough draw it.

Another.

TAKE four quarts of new milk and rennet very cold, and when it is come to a curd and whey, gently then take half a pound of butter and rub it to the curd ; then boil a pint of cream with a blade of mace and cinamon, and as much grated *Naple*-bisket, as will make it of the thickness of a pancake-batter, and when it is almost cold put it to your curd ; then put in a spoonful or two of sack, and as many currants as you like, and put them into a puff-paste.

To make Cheefecakes without Curd.

BEAT two eggs very well, then put as much flour as will make them thick ; then beat three eggs more very well, and put to the other, with a pint of cream and half a pound of butter ; set it over the fire, and when it boils put in your two eggs and flour, and stir them well, and let them boil till they be pretty thick, then take it off the fire, and season it with sugar, a little salt, and nutmeg, put in currants, and bake them in pattipans, as you do others.

To make a Cabbage Lettuce-Pye.

TAKE some of the largest and hardest Cabbage-Lettuce you can get, boil them in salt and water till they are tender, then lay them in a Colander to drain dry, then have your Paste laid in your Pattipan ready, and lay butter on the bottom ;
then

then lay in your Lettuce, and some Artichoke-bottoms, and some large pieces of marrow, and the yolks of 8 hard eggs, and some scalded Sorrel ; bake it, and when it comes out of the oven cut open the lid, and pour in a caudle made with white-wine and sugar, and thicken'd with eggs ; so serve it hot.

To make the light Wigs.

TAKE a pound and half of flour, and half a pint of milk made warm, mix these together, and cover it up, and let it lie by the fire half an hour ; then take half a pound of sugar and half a pound of butter, then work these in the paste, and make it into wigs, with as little flour as possible ; let the oven be pretty quick, and they will rise very much.

To make little Plumb-cakes.

TAKE two pounds of flour dry'd in the oven, and half a pound of sugar finely powder'd, 4 yolks of eggs, two whites, half a pound of butter wash'd with rose-water, 6 spoonfuls of cream warmed, a pound and half of currants unwash'd, but pick'd and rubb'd very clean in a cloth ; mix all together and make them up in cakes, and bake them up in an oven almost as hot as for manchet ; let them stand half an hour till they be colour'd on both sides ; then take down the oven-lid, and let them stand a little to soak.

To make Puff-paste.

TO a peck of flour you must have three quarters the weight in butter ; dry your flour well, and lay it on a table ; make a hole, and put in it a dozen whites of eggs well beaten, but first break into it a third part of your butter, then with water make up your paste, then roll it out, and by degrees put in the rest of your butter.

To make a Hare Pye.

SKIN your Hare, wash her and dry her, and bone her; season the flesh with pepper, salt, and spice, and beat it fine in a stone mortar. Do a young pig at the same time and in the same manner; then make your pye, and lay a layer of pig and a layer of Hare till it is full; put butter at the bottom and on the top; bake three hours. It is good hot or cold.

Another.

BONE your Hare as whole as you can, then lard it with the fat of dry'd Bacon, first dipt in vinegar and pepper, then season it with pepper and salt, a little mace, and a clove or two; put it into a dish with puff-paste, and have in readiness gravy or strong broth made with the bones, and put it in just as you set it in the oven; and when it comes out, pour in some butter melted with strong broth and wine; but before you pour it in, taste how the pye is season'd; and if it wants, you may season the liquor accordingly; if you please you may lay slices of butter upon the Hare before it goes into the oven, which I think best, instead of the melted butter. After, a glass of claret does well, just before you serve it. To 7 pound of lean venison, without bones, put 2 ounces and a half of salt, and half an ounce of pepper, to season this in proportion. Some chuse to put in the legs and wings with the bones, divide them at every joint, and take the bones of the body, only cracking the other bones in the limbs.

To ice Tarts.

TAKE a little yolk of egg and melted butter, beat it very well together, and with a feather wash over your tarts, and sift sugar on them just as you put them in the oven.

To make an Olio Pye.

TAKE a fillet of veal, cut it in large thin slices, and beat it with a rolling-pin; have ready some forc'd-meat made with veal and suet, grated bread, grated lemon-peel, some nutmeg, the yolks of two or three hard eggs; spread the forc'd-meat all over your collops, and roll them up, and place them in your pye, with yolks of hard eggs, lumps of marrow, and some water; so lid it, and bake it; and when it is bak'd put in a caudle of strong gravy, white-wine and butter.

To make very good Wigs.

TAKE a quarter of a peck of the finest flour, rub into it three quarters of a pound of fresh butter, till it is like grated bread, something more than half a pound of sugar, half a nutmeg, and half a race of ginger grated; three eggs, yolks and whites beaten very well, and put to them half a pint of thick Ale-yeast, and 3 or 4 spoonfuls of sack; make a hole in your flour, and pour in your yeast and eggs, and as much milk just warm as will make it into a light paste; let it stand before the fire to rise half an hour, then make it into a dozen and half of Wigs; wash them over with eggs just as they go into the oven; a quick oven and half an hour will bake them.

To make Almond Cheesecakes.

TAKE a good handful or more of Almonds, blanch them in warm water, and throw them in cold; pound them fine, and in the pounding put a little sack, or orange-flower-water, to keep them from oiling; then put to your Almonds the yolks of two hard eggs, and beat them together; beat the yolks of six eggs, the whites of three, and mix with your almonds, and half a pound of butter melted, and sugar to your taste; mix all well together, and use it as other cheesecake-stuff.

To make a Lumber Pye.

PArboil the umbles of a Deer, clear all the fat from them, and put more than their weight in beef-suet, and shred it together very small; then put to it half a pound of sugar, and season with cloves, mace, nutmeg, salt, to your taste; and put in a pint of sack, and half as much claret, and two pounds of currants wash'd and pick'd; mix all well together, and bake it in puff or other paste.

To make Lemon Cheesecakes.

TAKE two large lemons, grate off the peel of both, and squeeze out the juice of one; add to it half a pound of fine sugar, twelve yolks of eggs, eight whites well beaten; then melt half a pound of butter in 4 or 5 spoonfuls of cream; then stir it all together and set it over the fire, stirring it till it begins to be pretty thick; then take it off, and when 'tis cold fill your pattipans little more than half full; put a fine paste very thin at the bottom of the pattipans. Half an hour with a quick oven will bake them.

To make Cream Cheese with old Cheshire.

TAKE a pound and half of old *Cheshire* Cheese, shave it all very thin, then put it in a mortar, and add to it a quarter of an ounce of mace beaten fine and sifted, half a pound of fresh butter, and a glass of sack; mix and beat all these together till they are perfectly incorporated, then put it in a Pot, what thickness you please, and cut it out in slices for cream cheese, and serve it with the desert.

All Sorts of C A K E S.

To make a rich great Cake.

TA K E a peck of flour well dried, an ounce of cloves and mace, half an ounce of nutmegs, as much cinamon; beat the spice well, and mix 'em with your flour, and a pound and half of sugar, and a little salt, and 13 pounds of currants well wash'd, pick'd and dry'd, and three pounds of raisins stoned and cut into small pieces, mix all these well together; then make five pints of cream almost scalding hot, and put into it 4 pounds of fresh butter; then beat the yolks of 20 eggs, three pints of good ale-yeast, a pint of sack, a quarter of a pint of orange-flour-water, three grains of musk, and six grains of ambergrease; mix these together, and stir them into your cream and butter; then mix all in the cake, and set it an hour before the fire to rise, before you put it into your hoop; mix your sweet-meats in it, two pounds of citron, and one pound of candied orange and lemon-peel, cut in small pieces: you must bake it in a deep hoop; butter the sides, and put two papers at the bottom, and flour it, and put in your cake; it must have a quick oven, four hours will bake it; when it is drawn, ice it over the tops and sides. Take two pounds of double-refin'd sugar beat and sifted, and the whites of six eggs beaten to a froth, with three or four spoonfuls of orange-flower-water, and three grains of musk and ambergrease together; put all these in a stone mortar, and beat them with a wooden pestle till it is as white as snow, and with a brush or bunch of feathers spread it all over the cake, and put it in the oven to dry, but take care the oven does not discolour it; when it is cold paper it; it will keep good 5 or 6 weeks.

A Plumb-

A Plumb-Cake.

TAKE six pounds of currants, five pounds of flour, an ounce of cloves and mace, a little cinamon, half an ounce of nutmegs, half a pound of pounded and blanched almonds, half a pound of sugar, three quarters of a pound of sliced citron, lemon and orange-peel, half a pint of sack, a little honey-water, and a quart of ale-yeast, a quart of cream, a pound and half of butter melted and poured into the middle thereof; then strew a little flour thereon, and let it lie to rise; then work it well together, and lay it before the fire to rise; then work it up till it is very smooth; then put it in an hoop, with a paper floured at the bottom.

A good Seed-Cake.

TAKE five pounds of fine flour well dry'd, and four pounds of single refined sugar beaten and sifted, mix the sugar and flour together, and sift them thro' a hair-sieve; then wash four pounds of butter in eight spoonfuls of rose or orange-flower-water; you must work the butter with your hand till it is like cream; beat 20 eggs, half the whites, and put to them six spoonfuls of sack: then put in your flour, a little at a time, keeping stirring with your hand all the time; you must not begin mixing it till the oven is almost hot; you must let it lie a little while before you put your cake into the hoop; when you are ready to put it into the oven, put into it eight ounces of candied orange-peel sliced, and as much citron, and a pound and half of carraway-comfits; mix all well together, and put it in the hoop, which must be prepared at bottom, and butter'd; the oven must be quick; it will take two or three hours baking; you may ice it if you please.

Another Seed Cake.

TAKE seven pounds of fine flour well dried, and mix with it a pound of sugar beaten and sifted, and three nutmegs grated; and rub three pounds of butter into the flour; then beat the yolks of eight eggs, the whites of but four, and mix with them a little rose-water, and a quart of cream blood warm, and a quart of ale-yeast, and a little salt; strain all into your flour, and put a pint of sack in with it, and make up your Cake, and put it into a buttered cloth, and lay it half an hour before the fire to rise; the mean while fit your paper, and butter your hoop; then take a pound and three quarters of bisket-comfit, and a pound and half of citron cut in small pieces, and mix these in your Cake, and put into your hoop, run a knife cross down to the bottom; a quick oven, and near three hours will bake it.

Another.

DR Y two pound of flour, then put two pound of butter into it; beat ten eggs, leave out half the whites; then put to them eight spoonfuls of cream, six of ale-yeast, run it thro' a sieve, into the batter, and work them well together, and lay it a quarter of an hour before the fire; then work into it a pound of rough carraways; less than an hour bakes it.

A Plumb Cake.

TAKE five pound of fine flour, and put to it half a pound of sugar; and of nutmegs, cloves, and mace finely beaten, of each half an ounce, and a little salt, mix these well together; then take a quart of cream, let it boil, and take it off, and cut into it three pound of fresh butter, let it stand till 'tis melted, and when 'tis blood warm, mix with it a quart of ale-yeast, and a pint of sack, and twenty eggs, ten whites well beaten; put six pound of currants

rants to your flour, and make a hole in the middle, and pour in the milk and other things, and make up your Cake, mixing it well with your hands; cover it warm, and set it before the fire to rise for half an hour; then put it in the hoop; if the oven be hot, two hours will bake it; the oven must be quick; you may perfume it with ambergrease, or put sweet-meats in it if you please. Ice it when cold, and paper it up.

An ordinary Cake to eat with Butter.

TAKE two pound of flour, and rub into it half a pound of butter; then put to it some spice, a little salt, a quarter and half of sugar, and half a pound of raisins stoned, and half a pound of currants; make these into a Cake, with half a pint of ale-yeast, and four eggs, and as much warm milk as you see convenient; mix it well together, an hour and half will bake it. This Cake is good to eat with butter for breakfasts.

A French Cake to eat hot.

TAKE a dozen of eggs, and a quart of cream, and as much flour as will make it into a thick batter; put to it a pound of melted butter, half a pint of sack, one nutmeg grated, mix it well, and let it stand three or four hours; then bake it in a quick oven, and when you take it out, slit it in two, and pour a pound of butter on it melted with rose-water; cover it with the other half, and serve it up hot.

To make Portugal Cakes.

TAKE a pound and quarter of fine flour well dried, and break a pound of butter into the flour, and rub it in, add a pound of loaf-sugar beaten and sifted, a nutmeg grated, four perfumed plumbs, or some ambergrease, mix these well together, and beat seven eggs, but four whites, with three spoonfuls of orange-flower-water; mix all

these together, and beat them up an hour ; butter your little pans, and just as they are going into the oven, fill them half full, and searce some fine sugar over them ; little more than a quarter of an hour will bake them. You may put a handful of currants into some of them ; take them out of the pans as soon as they are drawn, keep them dry, they will keep good three months.

To make Jumbals.

TAKE the whites of three eggs, beat them well, and take off the froth ; then take a little milk, and a little flour, near a pound, as much sugar sifted, and a few carraway-seeds beaten very fine ; work all these in a very stiff paste, and make them into what form you please : Bake them on white paper.

To make March-pane.

TAKE a pound of *Jordan* almonds, blanch and beat them in a marble mortar very fine ; then put to them three quarters of a pound of double-refin'd sugar, and beat them with a few drops of orange-flower-water ; beat all together till 'tis a very good Paste, then roll it into what shape you please ; dust a little fine sugar under it as you roll it to keep it from sticking. To ice it, searce double-refined sugar as fine as flour, wet it with rose-water, and mix it well together, and with a brush or bunch of feathers spread it over your March-pane : Bake them in an oven that is not too hot ; put wafer-paper at the bottom, and white paper under that, so keep them for use.

To make Almond Puffs.

TAKE half a pound of *Jordan* almonds, blanch and beat them very fine with three or four spoonfuls of rose-water ; then take half an ounce of the finest gum-dragant steeped in rose-water three or four days before you use it, then put it to the almonds,

grated, a little cloves and mace, and a quarter of an ounce of carraway-seeds, cream and yeast as much as will make it up into a pretty light paste ; make 'em up, and set them by the fire to rise till the oven be ready ; they will quickly be baked.

To make Ginger-bread.

TAKE a pound and half of *London* treacle, two eggs beaten, half a pound of brown sugar, one ounce of ginger beaten and sifted ; of cloves, mace and nutmegs all together half an ounce, beaten very fine, coriander-seeds and carraway-seeds of each half an ounce, two pound of butter melted ; mix all these together, with as much flour as will knead it into a pretty stiff paste ; then roll it out, and cut it into what form you please ; bake it in a quick oven on tin-plates ; a little time will bake it.

Another sort of Gingerbread.

TAKE half a pound of almonds, blanch and beat them till they have done shining ; beat them with a spoonful or two of orange-flower-water, put in half an ounce of beaten ginger, and a quarter of an ounce of cinamon powdered ; work it to a paste with double-refined sugar beaten and sifted ; then roll it out, and lay it on papers to dry in an oven after pyes are drawn.

Another.

TO one pound of flour, three quarters of a pound of sugar, and an ounce of nutmegs, ginger and cinnamon together beaten and sifted ; a quarter of a pound of candy'd orange-peels or fresh peel cut in small stripes ; two ounces of sweet butter rubb'd in the flour ; take the yolks of two eggs, beat with eight spoonfuls of sack, and six of yeast, make it up in a stiff paste ; roll it thin, and cut it with a glass ; bake them, and keep them dry.

To make Dutch Gingerbread.

TAKE four pounds of flour, and mix with it two ounces and half of beaten ginger, then rub in a quarter of a pound of butter, and add to it 2 ounces of carraway-seeds, 2 ounces of orange-peel dry'd and rubb'd to powder, a few coriander-seeds bruised, two eggs, then mix all up in a stiff paste with 2 pound and a quarter of treacle ; beat it very well with a rolling-pin, and make it up into 30 cakes ; put in a candied citron ; prick them with a fork ; butter papers three double, one white, and two brown ; wash them over with the white of an egg ; put 'em into an oven not too hot for 3 quarters of an hour.

To make Buns.

TAKE two pounds of fine flour, a pint of ale-yeast, put a little sack in the yeast and three eggs beaten, knead all these together with a little warm milk, a little nutmeg, and a little salt ; then lay it before the fire till it rise very light ; then knead in a pound of fresh butter, and a pound of round carraway-comfits, and bake them in a quick oven on floured papers in what shape you please.

To make French Bread.

TAKE half a peck of fine flour, put to it six yolks of eggs, and four whites, a little salt, a pint of good ale-yeast, and as much new milk, made a little warm, as will make it a thin light paste ; stir it about with your hand, but by no means knead it ; then have ready six wooden quart dishes, and fill them with dough ; let them stand a quarter of an hour to heave, and then turn them out into the oven ; and when they are bak'd, rasp them : the oven must be quick,

To make Wigs.

TAKE three pounds and a half of flour, and three quarters of a pound of butter, and rub it into the flour till none of it be seen; then take a pint or more of new milk and make it very warm, and half a pint of new ale-yeast, then make it into a light paste; put in carraway-seeds, and what spice you please; then make it up, and lay it before the fire to rise; then work in three quarters of a pound of sugar, and then roll them into what form you please, pretty thin, and put them on tin plates, and hold them before the oven to rise again; before you set them in, your oven must be pretty quick.

To make Gingerbread.

TAKE three pounds of fine flour, and the rind of a lemon dry'd and beaten to powder, half a pound of sugar, or more, as you like it, and an ounce and half of beaten ginger; mix all these well together, and wet it pretty stiff with nothing but treacle; make it into long rolls or cakes, as you please; you may put candied orange-peel and citron in it: butter your paper you bake it on, and let it be bak'd hard.

To make Shrewsbury Cakes.

TAKE to one pound of sugar three pounds of the finest flour, a nutmeg grated, some beaten cinnamon; the sugar and spice must be sifted into the flour, and wet it with three eggs, and as much melted butter as will make it of a good thickness to roll into a paste; mould it well and roll it, and cut it into what shape you please; perfume them, and prick them before they go into the oven.

To make Almond Cakes.

TAKE a pound of almonds, blanch, and beat them exceeding fine with a little rose or orange-flower-water; then beat three eggs, but two whites,

whites, and put to them a pound of sugar sifted ; and then put in your almonds, and beat all together very well ; put sheets of white paper, and lay the cakes in what form you please, and bake them ; you may perfume them, if you like it ; bake them in a cool oven.

To make Drop Bisket.

TAKE eight eggs, and one pound of double-refin'd sugar beaten fine, and 12 ounces of fine flour well dry'd ; beat your eggs very well, then put in your sugar and beat it, and then your flour by degrees, and beat it all very well together for an hour without ceasing : your oven must be as hot as for half-penny-bread ; then flour some sheets of tin, and drop your bisket what bigness you please, and put them in the oven as fast as you can ; and when you see them rise, watch them ; and if they begin to colour, take them out again, and put in more ; and if the first is not enough, put them in again ; if they are right done, they will have a white ice on them : you may put in carraway-seeds if you please : when they are all bak'd, put them all in the oven again till they are very dry, and keep them in your stove.

To make little Cracknels.

TAKE three pounds of flour finely dry'd, three ounces of lemon and orange-peel dry'd, and beaten to a powder, and an ounce of coriander-seeds beaten and searced, and three pounds of double-refined sugar beaten fine and searced ; mix these together with 15 eggs, half of the whites taken out, a quarter of a pint of rose-water, as much orange-flower-water ; beat the eggs and water well together, then put in your orange-peel and coriander-seeds, and beat it again very well with two spoons, one in each hand ; then beat your sugar in by little and little, then your flour by a little at a time, so beat with

with both spoons an hour longer; then strew sugar on papers, and drop them the bigness of a walnut, and set them in the oven; the oven must be hotter than when pyes are drawn; do not touch them with your fingers before they are bak'd; let the oven be ready for them against they are done; be careful the oven does not colour them.

To make the thin Dutch Bisket.

TAKE five pounds of flour, and two ounces of carraway-seeds, half a pound of sugar, and something more than a pint of milk; warm the milk, and put into it three quarters of a pound of butter; then make a hole in the middle of your flour, and put in a full pint of good ale-yeast; then pour in the butter and milk, and make these into a paste, and let it stand a quarter of an hour by the fire to rise; then mould it, and roll it into cakes pretty thin; prick them all over pretty much, or they will blister; so bake them a quarter of an hour.

To make an ordinary Seed Cake.

TAKE six pounds of fine flour, rub into it a thimble-full of carraway seeds finely beaten, and two nutmegs grated, and mace beaten; then heat a quart of cream hot enough to melt a pound of butter in it, and when it is no more than blood-warm, mix your cream and butter with a pint of good ale-yeast, and then wet your flour with it; make it pretty thin; just before it goes into the oven, put in a pound of rough carraways, and some citron sliced thin; three quarters of an hour in a quick oven will bake it.

To make ordinary Wigs.

TAKE three pounds and a half of fine flour, and three quarters of a pound of butter, rub it into the flour till none of it be seen; then take a pint or more of new milk, and make it very warm, and three quarters of a pint of ale-yeast, and with these
make

make it into a light paste, and put in carraway-seeds, or what spice you please, then set it before the fire to rise, then mix in it three quarters of a pound of sugar, then roll them out pretty thin, and then put them on tin plates, and hold them before the fire to rise again, or before the oven; let your oven be pretty quick, and they will soon be bak'd.

A good Seed-cake.

TAKE two pounds of the finest flour well dry'd, two pounds of fresh butter rubb'd well in, ten eggs, leave out 5 whites, three spoonfuls of cream, four spoonfuls of good yeast, mix all well together and set it to the fire, not too near; when it is well risen, put in a pound of carraway-comfits: an hour and a quarter will bake it.

To make the Marlborough Cake.

TAKE eight eggs, yolks and whites, beat and strain them, and put to them a pound of sugar beaten and sifted; beat it three quarters of an hour together, then put in three quarters of a pound of flour well dry'd, and two ounces of carraway-seeds, beat it all well together, and bake it in a quick oven in broad tin pans.

Another sort of little Cakes.

TAKE a pound of flour and a pound of butter, rub the butter into the flour, two spoonfuls of yeast, and two eggs; make it up into a paste; slick white paper, roll your paste out the thickness of a crown, cut them out with the top of a tin canister, sift fine sugar over them, and lay them on the slick'd paper; bake them after tarts an hour.

To make the white Cake.

TAKE three quarts of the finest flour, a pound and half of butter, a pint of thick cream, half a pint of ale-yeast, half a quarter of a pint of rose-water and sack together, a quarter of an ounce of mace,

mace, nine eggs, abating four whites, beat them well ; five ounces of double-refin'd sugar ; mix the sugar and spice and a very little salt with your dry flour, and keep out half a pint of the flour to strew over the cake ; when it is all mixed, melt the butter in the cream ; when it is a little cool, strain the eggs into it, yeast, &c. make a hole in the midst of the flour, and pour all the wetting in, stirring it round with your hand all one way till well mixed ; strew on the flour that was sav'd out, and set it before the fire to rise, cover'd over with a cloth ; let it stand so a quarter of an hour : you must have in readiness three pounds and half of currants wash'd and pick'd, and well dry'd in a cloth, mingle them in the paste without kneading ; put it in a tin hoop ; set it in a quick oven, or it will not rise ; it must stand an hour and half in the oven.

To make another sort of Gingerbread.

TAKE a pound and half of *London Treacle*, two eggs beaten, a pound of butter melted, half a pound of brown sugar, an ounce of beaten ginger, and of cloves, mace, coriander-seeds and carraway-seeds, of each half an ounce ; mix all these together with as much flour as will knead it into a paste ; roll it out, and cut it into what form you please ; bake it in a quick oven on tin plates ; a little time will bake it.

To make Biskets.

TO a quart of flour take a quarter of a pound of butter, and a quarter of a pound of sugar, one egg, and what carraway-seeds you please, wet the milk as stiff as you can, then roll them out very thin, cut them with a small glass, bake them on tin plates ; your oven must be slack ; prick them very well just as you set them in, and keep them dry when bak'd.

To make brown French Loaves.

TAKE a peck of coarse flour, and as much of the raspings of bread beaten and sifted as will make it look brown, then wet it with a pint of good yeast, and as much milk and water warm as will wet it pretty stiff; mix it well, and set it before the fire to rise; make it into six loaves; make it up as light as you can, and bake it well in a quick oven.

To make the hard Bisket.

TAKE half a peck of fine flour, one ounce of catraway-seeds, the whites of two eggs, a quarter of a pint of ale-yeast, and as much warm water as will make it into a stiff-paste; then make it in long rolls; bake it an hour; the next day pare it round; then slice it in thin slices, about half an inch thick; dry it in the oven; then draw it and turn it, and dry the other side; they will keep the whole year.

To make Whetstone Cakes.

TAKE half a pound of fine flour, and half a pound of loaf-sugar searced, a spoonful of carraway-seeds dry'd, the yolk of one egg, the whites of three, a little rose-water, with ambergrease dissolved in it; mix it together, and roll it out as thin as a wafer; cut them with a glass; lay them on flour-ed paper, and bake them in a slow oven.

To make a good Plumb-cake.

TAKE four pound of flour, put to it half a pound of loaf-sugar beaten and sifted, of mace and nutmegs half an ounce beaten fine, a little salt. Beat the yolks of thirty eggs, the whites of fifteen, a pint and half of ale-yeast, three quarters of a pint of sack, with two grains of ambergrease, and two of musk steeped in it five or six hours; then take a large pint of thick cream, set it on the fire, and put
in

in two pound of butter to melt, but not boil; then put your flour in a bowl, make a hole in the midst, and pour in your yeast, sack, cream and eggs. Mix it well with your hands, make it up, not too stiff, set it to the fire a quarter of an hour to rise; then put in seven pound of currants picked and washed in warm water, then dried in a coarse cloth, and kept warm till you put them into your cake, which mix in as fast as you can, and put candied lemon, orange and citron in it; put it in your hoop, which must be ready buttered and fixed; set it in a quick oven; bake it two hours or more, when 'tis near cold, ice it.

Another Plumb-cake.

TAKE four pound of flour, four pound of currants, and twelve eggs, half the whites taken out, near a pint of yeast, a pound and half of butter, a good half-pint of cream; three quarters of a pound of loaf-sugar, beaten mace, nutmegs and cinamon, half an ounce beaten fine; mingle the spices and sugar with the flour; beat the eggs well, and put to them a quarter of a pint of rose-water, that had a little musk and ambergrease dissolved in it; put the butter and cream into a jug, and put it in a pot of boiling water to melt; when you have mixed the Cake, strew a little flour over it. Cover it with a very hot napkin, and set it before the fire to rise: Butter and flour your hoop, and just as your oven is ready, put your currants into boiling water to plump. Dry them in a hot cloth, and mix them in your Cake. You may put in half a pound of candied orange, and lemon, and citron; let not your oven be too hot, two hours will bake it, three if 'tis double the quantity. Mix it with a broad pudding-stick, not with your hands; when your Cake is just drawn, pour all over it a gill of brandy or sack; then ice it.

Another Plumb-cake with Almonds.

TAKE four pound of fine flour, dried well, five pound of currants well picked and rubbed, but not washed ; five pound of butter washed and beaten in orange-flower-water and sack ; two pound of almonds beaten very fine, four pound of eggs weighed, half the whites taken out ; three pound of double-refined sugar, three nutmegs grated, a little ginger, a quarter of an ounce of mace, as much cloves finely beaten, a quarter of a pint of the best brandy : The butter must be beaten to cream ; then put in your flour, and all the rest of your things, beating it till you put it in the oven ; four hours will bake it, the oven must be very quick ; put in orange, lemon-peel candied, and citron, as you like.

A rich Seed-cake, call'd the Nun's Cake.

TAKE four pound of your finest flour, and three pound of double-refined sugar beaten and sifted ; mix them together, and dry them by the fire till you prepare your other materials.

Take four pound of butter, beat it in your hands till 'tis very soft like cream ; then beat thirty-five eggs, leave out sixteen whites, and strain out the treddles of the rest, and beat them and the butter together, till all appears like butter ; put in four or five spoonfuls of rose or orange-flower-water, and beat it again ; then take your flour and sugar, with six ounces of carraway-seeds, and strew it in by degrees, beating it up all the time for two hours together ; you may put in as much tincture of cinamon or ambergrease as you please ; butter your hoop, and let it stand three hours in a moderate oven.

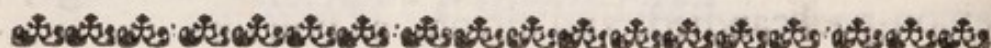
To ice a great Cake.

TAKE two pound of the finest double-refin'd sugar, beat and sift it very fine, and likewise beat and sift a little starch and mix with it ; then beat six whites of eggs to a froth, and put to it some gum-

gum-water, the gum must be steeped in orange-flower-water ; then mix and beat all these together two hours, and put it on your cake ; when 'tis baked, set it in the oven a quarter of an hour.

Another Seed-cake.

TAKE a pound of flour, dry it by the fire, add to it a pound of fine sugar, beaten and sifted ; then take a pound and a quarter of butter, and work it in your hand till 'tis like cream ; beat the yolks of ten eggs, the whites of six ; mix all these together with an ounce and half of carraway-seeds, and a quarter of a pint of brandy ; it must not stand to rise.



CREAMS and JELLIES.

Lemon Cream.

TAKE five large lemons, and squeeze out the juice, and the whites of six eggs well beaten, ten ounces of double-refin'd sugar beaten very fine, and twenty spoonfuls of spring-water ; mix all together and strain it through a jelly-bag ; set it over a gentle fire, scum it very well, when 'tis as hot as you can bear your finger in it, take it off, and pour it into Glasses ; put shreds of lemon-peel into some of the Glasses.

Another Lemon Cream.

TAKE the juice of four large lemons, and half a pint of water, and a pound of double-refin'd sugar beaten fine, and the whites of seven eggs, and the yolk of one beaten very well ; mix all together, and strain it, and set it on a gentle fire, stirring it all the while, and scum it clean ; put into it the peel of one lemon, when 'tis very hot, but not boil ;
take

take out the lemon-peel, and pour it into *China* dishes.

To make Orange Cream.

TAKE a pint of the juice of Sevil oranges, put to it the yolks of six eggs, the whites of four; beat the eggs very well, and strain them and the juice together; add to it a pound of double-refin'd sugar beaten and sifted; set all these together on a soft fire, and put the peel of half an orange into it, keep it stirring all the while, and when 'tis almost ready to boil, take out the orange-peel, and pour out the cream into Glasses or *China* dishes.

To make Gooseberry Cream.

TAKE two quarts of Gooseberries, put to them as much water as will cover them; let them boil all to mash, then run them through a sieve with a spoon; to a quart of the pulp, you must have six eggs well beaten, and when the pulp is hot, put in an ounce of fresh butter, sweeten it to your taste, and put in your eggs, and stir them over a gentle fire till they grow thick; then set it by, and when 'tis almost cold, put into it two spoonfuls of juice of spinage, and a spoonful of orange-flower-water or sack, stir it well together, and put it in your basons; when 'tis cold serve it to the table.

Some love the Gooseberries only mashed, not pulped through a sieve, and put the butter, and eggs, and sugar as the other, but no juice of spinage.

To make Barley Cream.

TAKE a small quantity of pearl-barley, and boil it in milk and water till 'tis tender: then strain the liquor from it, and put your barley into a quart of Cream, and let it boil a little; then take the whites of five eggs, and the yolk of one beaten with a spoonful of fine flour, and two spoonfuls of orange-flower-water, then take the Cream off the fire, and mix the eggs in by degrees, and set it over the fire

M

again

again to thicken ; sweeten it to your taste ; pour it into basons, and when 'tis cold serve it up.

To make Steeple Cream.

TAKE five ounces of hart's-horn, and two ounces of ivory, and put them into a stone-bottle, and fill it up with fair water to the neck, and put in a small quantity of gum-arabick, and gum-dragant ; then tie up the bottle very close, and set it into a pot of water with hay at the bottom, let it boil six hours ; then take it out and let it stand an hour before you open it, lest it fly in your face ; then strain it in, and it will be a strong jelly ; then take a pound of blanch'd almonds, and beat them very fine, and mix it with a pint of thick cream, and let it stand a little ; then strain it out and mix it with a pound of jelly ; set it over the fire till 'tis scalding hot, sweeten it to your taste with double-refin'd sugar ; then take it off, and put in a little amber, and pour it out into small high gallipots like a sugar-loaf at top ; when 'tis cold turn it out, and lay whipt cream about them in heaps.

To make Blanch'd Cream.

TAKE a quart of the thickest sweet cream you can get, season it with fine sugar and orange-flower-water ; then boil it ; then beat the whites of twenty eggs with a little cold cream, take out the treddles, and when the cream is on the fire and boils, pour in your eggs, stirring it very well till it comes to a thick curd ; then take it up and pass it through a hair sieve ; then beat it very well with a spoon till 'tis cold, and put it in dishes for use.

To make Quince Cream.

TAKE Quinces, scald them till they are soft ; pare them, and mash the clear part of them, and pulp it through a sieve ; take an equal weight of Quince, and double-refin'd sugar beaten and sifted,

ed, and the whites of eggs, and beat it till it is as white as snow, then put it in dishes.

To make Almond Cream.

TAKE a quart of cream, boil it with nutmeg, mace, and a bit of lemon-peel, and sweeten it to your taste; then blanch some almonds, and beat them very fine; then take nine whites of eggs well beaten, and strain them to your almonds, and rub them very well thro' a thin Strainer; so thicken your cream; just give it one boil, and pour it into *China* dishes; and when it is cold serve it up.

To make Ratafia Cream.

TAKE six large lawrel-leaves, and boil them in a quart of thick cream; when 'tis boiled throw away the leaves, and beat the yolks of five eggs with a little cold cream, and sugar to your taste; then thicken your cream with your eggs, and set it over the fire again, but let it not boil; keeping it stirring all the while, and pour it into *China* dishes; when 'tis cold 'tis fit for use.

To make Sack Cream.

TAKE the yolks of two eggs, and three spoonfuls of fine sugar, and a quarter of a pint of sack; mix them together, and stir them into a pint of cream; then set them over the fire till 'tis scalding hot, but let it not boil. You may toast some thin slices of white bread, and dip them in sack or orange-flower-water, and pour your cream over them.

To make Rice Cream.

TAKE three spoonfuls of the flour of rice, as much sugar, the yolks of two eggs, two spoonfuls of sack, or rose or orange-flower-water; mix all these, and put them to a pint of cream, stir it over the fire till 'tis thick, then pour it into *China* dishes.

To make Hart's-Horn Jelly.

TAKE a large gallipot, and fill it full of Hart's-horn, and then fill it full with spring-water, and tie a double paper over the gallipot, and set it in the baker's oven with household-bread; in the morning take it out, and run it through a jelly-bag, and season with juice of lemons, and double-refin'd sugar, and the whites of eight eggs well beaten; let it have a boil, and run it thro' the jelly-bag again into your jelly-glasses; put a bit of lemon-peel in the bag.

To make Calf's-foot Jelly.

TO four Calf's-feet take a gallon of fair water, cut them in pieces, and put them in a pipkin close covered, and boil them softly till almost half be consumed; then run it through a sieve, and let it stand till 'tis cold; then with a knife take off the fat, and top and bottom, and the fine part of the jelly melt in a preserving-pan or skillet, and put in a pint of rhenish wine, the juice of four or five lemons, double-refin'd sugar to your taste, the whites of eight eggs beaten to a froth; stir and boil all these together near half an hour; then strain it through a sieve into a jelly-bag; put into your jelly-bag a sprig of rosemary, and a piece of lemon-peel; pass it through the bag till 'tis as clear as water. You may cut some lemon-peel like threads, and put in half the glasses.

To make whipt Cream.

TAKE a quart of thick cream, and the whites of eight eggs beaten with half a pint of sack; mix it together, and sweeten it to your taste with double-refin'd sugar: You may perfume it if you please with some musk or ambergrease tied in a rag, and steeped a little in the cream; whip it up with a whisk, and a bit of lemon-peel tied in the middle of

the whisk ; take the froth with a spoon, and lay it in your glasses or basons.

To make whipt Syllabubs.

TAKE a quart of cream, not too thick, and a pint of sack, and the juice of two lemons ; sweeten it to your palate, and put it into a broad earthen pan, and with a whisk whip it, and as the froth rises, take it off with a spoon, and lay it in your Syllabub-glasses ; but first you must sweeten some claret or sack, or white-wine, and strain it, and put seven or eight spoonfuls of the wine into your glasses, and then gently lay in your froth. Set them by. Do not make them long before you use them.

To make a fresh Cheese.

TAKE a quart of cream, and set it over the fire till it is ready to boil, then beat nine eggs, yolks and whites very well ; when you are beating them, put to them as much salt as will lie on a small knife's point ; put them to the cream, and some nutmeg quartered, and tied up in a rag ; so let them boil till the whey is clear ; then take it off the fire, and put it in a pan, and gather it as you do cheese ; then put it in a cloth, and drain it between two ; then put it in a stone mortar, and grind it, and season it with a little sack, and orange-flower-water and sugar, and then put it in a little earthen colander, and let stand two hours to drain out the whey ; then put it in the middle of a *China* dish, and pour thick cream about it : So serve it to the table.

To make Almond Butter.

TAKE a pound of the best *Jordan* almonds, blanched in cold water, and as you blanch them, throw them into fair water ; then beat them in a marble mortar very fine, with some rose or orange-flower-water, to keep them from oiling ; then take a pound of butter out of the churn before

'tis salted, but it must be very well washed ; and mix it with your almonds, with near a pound of double-refin'd sugar beaten and sifted ; when 'tis very well mix'd, set it by to cool ; when you are going to use it, put it into a colander, and pass it through with the back of a spoon into the dish you serve it in. Hold your hand high, and let it be heaped up.

To make Ribbon Jelly.

TAKE out the great bones of four Calf's-feet, and put the feet into a pot with ten quarts of water, three ounces of hart's-horn, three ounces of ising-glass, a nutmeg quartered, four blades of mace ; then boil this till it comes to two quarts, and strain it through a fine flannel bag ; let it stand twenty-four hours ; then scrape off all the fat from the top very clean ; then heat it, and put to it the whites of six eggs beaten to a froth ; boil it a little, and strain it again through a flannel bag ; then run the jelly into little high glasses ; run every colour as thick as your finger ; one colour must be thorough cold before you put another on, and that you run on must not be blood warm for fear it mixes together ; you must colour red with cochineel, green with spinage, yellow with saffron, blue with syrup of violets, white with thick cream, and sometimes the jelly by itself.

To make Orange Cream.

TAKE the juice of six oranges, set it on the fire, let it be scalding hot, but not boil ; beat three yolks of eggs with as much sugar as will make it sweet enough to your taste ; beat them up together, and let them have one boil up, keep it stirring, scum it, and put it into glasses, and serve it up cold.

To make Cream of any preserv'd Fruit.

TAKE half a pound of the pulp of any preserved fruit, put it in a large pan, put to it
the

the whites of two or three eggs ; beat them together exceeding well for an hour ; then with a spoon take it off, and lay it heaped up high on the dish or falver with other creams, or put it in the middle bason : Raspberries will not do this way.

To make a Snow Posset.

TAKE a quart of new milk, and boil it with a stick of cinamon and quartered nutmeg ; when the milk is boiled, take out the spice, and beat the yolks of sixteen eggs very well, and by degrees mix them in the milk 'tis thick ; then beat the whites of the sixteen eggs with a little sack and sugar into a Snow ; then take the bason you design to serve it up in, and put in it a pint of sack ; sweeten it to your taste ; set it over the fire, and let one take the milk, and another the whites of eggs, and so pour them together into the sack in the bason ; keep it stirring all the while 'tis over the fire ; when 'tis thorough warm, take it off, cover it up, and let it stand a little before you use it.

To make a Jelly Posset.

TAKE twenty eggs, leave out half the whites, and beat them very well ; put them into the bason you serve it in, with near a pint of sack, and a little strong ale ; sweeten it to your taste, and set it over a charcoal fire, keep it stirring all the while ; then have in readiness a quart of milk or cream boiled with a little nutmeg and cinamon, and when your sack and eggs is hot enough to scald your lips, put the milk to it boiling hot ; then take it off the fire, and cover it up half an hour ; strew sugar on the brim of the dish, and serve it to the table.

To make Flummery Caudle.

TAKE a pint of fine oatmeal, and put to it two quarts of fair water ; let it stand all night, in the morning stir it, and strain it into a skillet, with three or four blades of mace, and a nutmeg quartered ;

tered; set it on the fire, and keep it stirring, and let it boil a quarter of an hour; if it is too thick, put in more water, and let it boil longer; then add a pint of rhenish or white-wine; three spoonfuls of orange-flower-water, the juice of two lemons and one orange, a bit of butter, and as much fine sugar as will sweeten it; let all these have a walm, and thicken it with the yolks of two or three eggs. Drink it hot for a breakfast.

To make Tea Caudle.

MAKE a quart of strong green Tea, and pour it out into a skillet, and set it over the fire; then beat the yolks of four eggs, and mix with them a pint of white-wine, a grated nutmeg, sugar to your taste, and put all together; stir it over the fire till 'tis very hot, then drink it in *China* dishes as caudle.

A fine Caudle.

TAKE a pint of milk, turn it with sack; then strain it, and when it is cold, put it in a skillet with mace, nutmeg, and some white bread sliced; let all these boil, and then beat the yolks of four or five eggs, the whites of two, and thicken your caudle, stirring it all one way for fear it curdle; let it warm together, then take it off and sweeten it to your taste.

To make Hart's-horn or Calf's-foot Jelly without Lemons.

TAKE a pair of Calf's-feet, boil them with six quarts of fair water to mash; it will make three quarts of jelly; then strain it off, and let it stand till 'tis cold, take off the top, and save the middle, and melt it again and scum it; then take six whites of eggs beaten to a froth, half a pint of rhenish-wine, and one lemon juiced, and half a pound of fine powdered sugar; stir all together, and let it boil, then take it off, and put to it as much spirit

spirit of vitriol as will sharpen it to your palate, about one penny-worth will do ; let it not boil after the vitriol is in ; let your jelly-bag be made of thick flannel, then run it thro' till 'tis very clear ; you may put the whites of the eggs that swim at the top into the bag first, and that will thicken the bag.

To make Oatmeal-caudle.

TAKE two quarts of ale, and one of stale beer, and two quarts of water, mix them all together, and add to it two handfuls of pot-oatmeal, 12 cloves, 5 or 6 blades of mace, and a nutmeg quartered or bruised ; set it over the fire, and let it boil half an hour, stirring it all the while ; then strain it out thro' a sieve, and put in near a pound of fine sugar, and a bit of lemon-peel ; pour it into a pan, and cover it close, that it may not scum ; warm it as you use it.

To make Salop.

TAKE a quart of water, and let it boil a quarter of an hour, then put in a quarter of an ounce of Salop finely powder'd, and let it boil half an hour longer, stirring it all the while, then season it with white-wine and juice of lemons, and sweeten it to your taste ; drink it in *China* cups, as chocolate ; it is a great sweetner of the blood.

Boil Sago till it is tender and jellies, a spoonful and half to a quart of water, then season it as you do Salop, and drink it in chocolate-dishes ; or if you please, leave out the wine and lemon, and put in a pint of thick cream and a stick of cinamon, and thicken it up with two or three eggs.

To make Lemon Syllabubs.

TAKE a quart of cream, half a pound of sugar, a pint of white-wine, the juice of two or three lemons, the peel of one grated ; mix all these, and put them in an earthen pot, and milk it up as fast as you can till it is thick ; then pour it into your
glasses,

glasses, and let them stand five or six hours : you may make them over night.

To make white Leach.

TAKE half a pound of almonds, blanch, and beat them with rose-water and a little milk ; then strain it out, and put to it a piece of isinglass, and let it boil on a chafing-dish of coals half an hour ; then strain it into a bason and sweeten it, and put a grain of musk in it, and let it boil a little longer, and put to it two or three drops of oil of mace or cinamon, and keep it till it is cold ; eat it with wine or cream.

To make White-wine Cream.

TAKE a quart of cream, set it on the fire, and stir it till it is blood warm ; then boil a pint of white-wine with sugar till it is syrup ; so mingle the wine and cream together ; put it in a *China* bason, and when it is cold serve it up.

To make Strawberry or Raspberry Fool.

TAKE a pint of Raspberries, squeeze and strain the juice with orange-flower-water ; put to the juice five ounces of fine sugar ; then set a pint of cream over the fire, and let it boil up ; then put in the juice, give it one stir round, and then put it into your bason ; stir it a little in the bason, and when it is cold use it.

To make Sack Cream.

TAKE a quart of thick cream and set it over the fire, and when it boils take it off ; put a piece of lemon-peel in it, and sweeten it very well ; then take the *China* bason you serve it in, and put into the bason the juice of half a lemon, and nine spoonfuls of sack ; then stir in the cream into the bason by a spoonful at a time, till all the cream is in, when it is little more than blood-warm ; set it by till next day ; serve it with wafers round it.

To make Ratifia Bisket.

TAKE four ounces of bitter almonds, blanch and beat them as fine as you can ; in beating them put in the whites of four eggs, one at a time ; then mix it up with sifted sugar to light paste ; roll them and lay them on wafer paper and on tin plates ; make the paste so light that you may take it up with a spoon ; bake them in a quick oven.

To make Pistachia Cream.

PEEL your Pistachia's, and beat them very fine, and boil them in cream ; if it is not green enough, add a little juice of spinage ; thicken it with eggs, and sweeten to your taste ; pour it in basons, and set it by till it is cold.

To make Hartshorn Flummery.

TAKE three ounces of Hartshorn, and put it to boil with two quarts of spring-water ; let it simmer over the fire six or seven hours, till half the water is consumed ; or else put it in a jugg, and set it in the oven with household-bread ; then strain it thro' a sieve, and beat half a pound of almonds very fine, with some orange-flower-water in the beating ; and when they are beat, mix a little of your jelly with it, some fine sugar ; strain it out and mix it with your other jelly ; stir it together till it is little more than blood-warm, then pour it into half-pint basons, fill them but half full ; when you use them, turn them out of the dish as you do flummery ; if it does not come out clean, hold the bason a minute or two in warm water ; eat it with wine and sugar.

Put six ounces of Hartshorn in a glaz'd jug with a long neck, and put in three pints of soft water ; cover the top of the jug close, and put a weight on it to keep it steddy ; set it in a pot or kettle of water 24 hours ; let it not boil, but be scalding hot ; then strain it out and make your jelly.

A Sack Posset without Eggs.

TAKE a quart of cream or new milk, and grate three *Naple*-biskets in it, and let them boil in the cream; grate some nutmeg in it, and sweeten it to your taste; let it stand a little to cool, and then put half a pint of sack a little warm in your bason, and pour your cream to it, holding it up high in the pouring; let it stand a little, and serve it.

A Sack-Posset without Cream or Eggs.

TAKE half a pound of *Jordan* almonds, lay them all night in water, blanch and beat them in a stone mortar very fine, with a pint of orange-flower-water, or fair water a quart, and half a pound of sugar, a two-penny loaf of bread grated; so let it boil till it is thick, continually stirring it; then warm half a pint of sack and put to it; stir it well together, and put a little nutmeg and cinamon in it.

*To make a Posset with Ale :**King William's Posset.*

TAKE a quart of cream, and mix with it a pint of ale, then beat the yolks of ten eggs, and the whites of four; when they are well beaten, put them to the cream and ale; sweeten it to your taste, and slice some nutmeg in it; set it over the fire, and keep it stirring all the while; and when it is thick, and before it boils, take it off, and pour it into the bason you serve it in to the table.

To make the Pope's Posset.

BLanch and beat three quarters of a pound of almonds so fine, that they will spread between your fingers like butter, put in water as you beat them, to keep them from oiling; then take a pint of sack or sherry, and sweeten it very well with double-refin'd sugar, make it boiling hot, and at the same time put half a pint of water to your almonds,
and

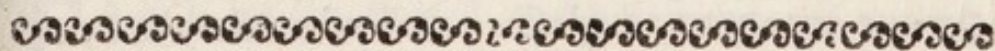
and make them boil ; then take both off the fire, and mix them very well together with a spoon ; serve it in a *China* dish.

To make very fine Syllibubs.

TAKE a quart and half a pint of cream, a pint of rhenish, half a pint of sack, three lemons, near a pound of double-refin'd sugar ; beat and sift the sugar, and put it to your cream ; grate off the yellow rind of your three lemons, and put that in ; squeeze the juice of the three lemons into your wine, and put that to your cream, then beat all together with a whisk just half an hour ; then take it up all together with a spoon, and fill your glasses : it will keep good nine or ten days, and is best three or four days old. These are call'd *the everlasting Syllibubs*.

To make an Oatmeal Sack-Posset.

TAKE a pint of milk, and mix in it two spoonfuls of flour of oatmeal, and one of sugar, put in a blade of mace, and let it boil till the rawness of the oatmeal is gone off ; in the mean time have in readiness three spoonfuls of sack, and three of ale, and two of sugar, set them over the fire till scalding hot, then put them to your milk, give one stir, and let it stand on the fire a minute or two, and pour it in your bason ; cover your bason with a pye-plate, and let it stand a little to settle.



Preserves, Conservees, *and* Syrups.

To preserve Oranges whole.

TAKE the best *Bermudas* oranges, and pare them with a penknife very thin, and lay your oranges in water three or four days, shifting them every day ; then put them in a kettle with

with fair water, and put a board on them to keep them down in the water, and have a skillet on the fire with water, that may be in readiness to supply the kettle with boiling water ; as it wastes it must be fill'd up three or four times while the oranges are doing, for they will take up seven or eight hours in boiling, for they must be so tender that a wheat-straw may be thrust thro' them ; then take them up and scoop the seeds out of them, making a little hole on the top ; then weigh them, and to every pound of orange, take a pound and three quarters of double-refin'd sugar finely beaten and sifted ; fill up your oranges with sugar, and strew some on them, and let them lie a little while, then make your jelly for them thus :

Take two dozen of pippins, and slice them into water, and when they are boil'd tender, strain the liquor from the pulp, and to every pound of orange, you must have a pint and half of this liquor, and put to it three quarters of the sugar you left in filling the oranges ; set it on the fire, and let it boil, and scum it well, and put it in a clean earthen pan till it is cold ; then put it in your skillet, and put in your oranges, and with a small bodkin job the oranges as they are boiling, to let the syrup into them ; strew on the rest of your sugar while they are boiling, and when they look clear, take them up and put them in your glasses, but one in a glass, just fit for them, and boil the syrup till it is almost a jelly ; then fill up your oranges and glasses ; and when they are cold paper them up, and put them in your stove.

To preserve whole Quinces white.

TAKE the largest quinces of the greenest colour, and scald them till they are pretty soft, then pare them, and core them with a scoop ; then weigh your quinces against so much double-refin'd sugar, and make a syrup of one half, and put in your quinces, and boil them as fast as you can ; then you must have in readiness pippin liquor, let it be very strong
of

of the pippins, and when it is strain'd out, put in the other half of your sugar, and make it a jelly, and when your quinces are clear, put them into the jelly, and let them simmer a little, they will be very white ; so glasse them up, and when they are cold, paper them and keep them in a stove.

To preserve Gooseberries.

TAKE of the best *Dutch* gooseberries before they are too ripe, stone them, and put them in a skillet, with so much fair water as will cover them, set them on a fire to scald, and when they are tender, take them out of the liquor and peel off the outer skin, as you do codlins, and throw them into some double-refin'd sugar, powder'd and sifted ; put a handful more of gooseberries into that water, and let them boil a little, then run the liquor through a sieve ; take the weight of your peeled gooseberries in double-refin'd sugar, break the sugar in lumps, and wet the lumps in the liquor that the gooseberries were scalded in, and put your sugar in a preserving-pan over a clear fire, and let it boil up, and scum it well ; then put in your gooseberries, and let them boil till they look clear ; then place them in your glasses, and boil the liquor a little longer, and pour it on your gooseberries in the glasses ; when they are cold paper them.

To preserve Raspberries in Jelly.

TAKE of the largest and best raspberries, and to a pound take a pound and quarter of sugar made into a syrup, and boiled candy-high ; then put in the raspberries, and set them over a gentle fire, and as they boil shake them ; and when the sugar boils over them, take them off the fire, and scum them, and set them by a little ; then set them on again, and have half a pint of juice of currants by you, and at several times put in a little as it boils ; shake them often as they grow nearer to be enough, which you may know by setting some in a spoon to
try

try if it will jelly, for when they jelly they are enough; then lay them in your glasses, and keep the jelly to cover them; but before you put it to them, pick out all the seeds, and let the jelly cover them well.

To preserve Apricocks.

TAKE your apricocks, stone and pare them, and take their weight in double-refin'd sugar beaten and sifted, and put your apricocks in a silver cup or tankard, and cover them over with the sugar, and let them stand so all night; the next day put them in a preserving-pan, and set them on a gentle fire, and let them simmer a little while; then let them boil till they are tender and clear, taking them off sometimes to turn and scum; keep them under the liquor as they are doing, and with a small clean bodkin or great needle job them sometimes, that the syrup may penetrate into them; when they are enough, take them up and put them in glasses; boil and scum the syrup, and when it is cold put it on your apricocks.

To preserve white Pear Plumbs.

TAKE pear plumbs when they are yellow, before they are too ripe, give them a slit in the seam, and prick them behind; make your water almost scalding hot, and put a little sugar to it to sweeten it, and put in your plumbs, and cover them close; set them on the fire to coddle, and take them off sometimes a little, and set them on again; take care they do not break; have in readiness as much double-refin'd sugar boil'd to a height as will cover them, and when they are coddled pretty tender, take them out of that liquor, and put them into your preserving-pan to your syrup, which must be but blood-warm when your plumbs go in; let them boil till they are clear, scum them, and take them off, and let them stand two hours; then set them on again, and boil them; and when they are thoroughly preserved,

served, take them up and lay them in glasses; boil your syrup till it is thick, and when it is cold put in your plumbs, and a month after, if your syrup grows thin, you must boil it again, or make a fine jelly of pippins, and put on them. This way you may do the pimordian plumb, or any white plumb; and when they are cold paper them up.

To preserve Damsons whole.

TAKE some damsons and cut them in pieces, and put them in a skillet over the fire, with as much water as will cover them; when they are boiled, and the liquor pretty strong, strain it out; and for every pound of your whole damsons wiped clean, a pound of single-refin'd sugar, put the third part of the sugar in the liquor, and set it over the fire, and when it simmers put in your damsons; let them have one good boil, and take them off for half an hour, cover'd up close; then set them on again, and let them simmer over the fire, often turning them; then take them out and put them into a bason, and strew all the sugar that was left on them, and pour the hot liquor over them, and cover them up, and let them stand till the next day; then boil them up again till they are enough; take them up, and put them in pots; boil the liquor till it jellies, and pour it on them when it is almost cold, so paper them up.

To parch Almonds.

TAKE a pound of sugar, make it into a syrup, and boil it candy-high, then put in 3 quarters of a pound of *Jordan* almonds blanched; keep them stirring all the while till they are dry and crisp, then put them in a box, and keep them dry.

To dry Apricocks.

TAKE to a pound of apricocks a pound of double-refin'd sugar, then stone them and pare them, and put them into cold water, and when they are

all ready, put them into a skillet of hot water, and scald them till they are tender; then drain them very well from the water, and put them into a silver bason, and have in readiness your sugar boil'd to sugar again, and pour that sugar over your apricocks, and cover them with a silver plate, and let them stand all night; the next day set them over a gentle fire, and let them be scalding hot, turning them often; you must do them twice a-day, till you see them begin to candy; then take them out, and set them in your stove or glasses to dry, heating your stove every day till they are dry.

To preserve green Plumbs.

TAKE green plumbs grown to their full bigness, but before they begin to ripen; let them be carefully gather'd with their stalks and leaves, put them into cold spring-water over a fire, and let them boil very gently; when they will peel, take off the skins; then put the plumbs into other cold water, and let them stand over a very gentle fire till they are soft; put two pounds of double-refin'd sugar to every pound of plumbs, and make the sugar with some water into a thick syrup before the plumbs are put in; the stones of the plumbs are not to be grown so hard, but that you may thrust a pin thro' them. After the same manner do green apricocks.

To make Sugar-Plates.

TAKE a pound of double-refin'd sugar beaten and searced, and blanch and beat some almonds, and mix with it, and beat them together in a mortar, with gum-dragant dissolv'd in rose-water, till it is a paste; roll it out, and strew sugar on the papers or plate, and bake it after manchet; gild it if you please, and serve sweetmeats on it.

To clear Sugar.

TAKE two or three whites of eggs, and put 'em into a bason of water, and with a very clean
I hand

hand lather that as you do soap ; take nothing but the froth, and when your fyrup boils, with a ladle cover it with it ; do this till your fyrup is clear, making still more froth, and covering the fyrup with it ; it will make the worst fugar as clear as any, and fit to preserve any fruit.

To preserve green Plumbs.

THE Plumbs that will be greenest are the white Plumbs that are ripe in wheat harvest ; gather them about the middle of *July* whilst they are green ; when gathered, lay them in water twelve hours ; then scald them in two several waters, let not the first be too hot, but the second must boil before you put the Plumbs in, and when they begin to shrivel, peel off the skin as you do codlins, keep them whole, and let a third water be made hot, and when it boils, put in your Plumbs, and give them two or three walms ; then take them off the fire and cover them close for half a quarter of an hour, till you perceive them to look greenish and tender ; then take them out and weigh them with double-refin'd fugar, equal weight ; wet a quarter of a pound of your fugar in four spoonfuls of water ; set it on the fire, and when it begins to boil, take it off, and put in your Plumbs one by one, and strew the rest of your fugar upon them, only saving a little to put in with your perfume, musk or ambergrease, which must be put in a little before they are done : Let them boil softly on a moderate fire half an hour or more till they are green and the syrups thickish ; put your Plumbs in a pot or glasses ; let the syrups have two or three walms more and put it to them, when they are cold paper them up.

To preserve Black Pear Plumbs, or any Black Plumb.

TAKE a pound of Plumbs, give them a little slit in the seam ; then take some of your worst Plumbs, and put them in a gallipot close covered,

and set them in a pot of boiling water, and as they yield liquor still pour it out. To a pint of this liquor, take a pound and quarter of sugar; put them together, and give them a boil and a scum, after which take it off to cool a little; then take your pound of Plumbs, and as you put them in, give every one of them a prick or two with a needle, so set them again on a soft fire a pretty while; then take them off, and let them stand till the next day, that they may drink up the syrup without breaking the skin; the next day warm them again once or twice, till you see the syrup grow thick, and the Plumbs look of the right black, still scumming them, and when they will endure a boil, give them two or three walms, and scum them well, and put them in your glasses. Be sure you keep some of the syrup in a glass, that when your Plumbs are settled and cold, you may cover them with it. The next day paper them up, and keep them for use.

To make white Jelly of Quinces.

PARE your Quinces, and cut them in halves; then core them and parboil your Quinces; when they are soft, take them up, and crush them through a strainer, but not too hard, only the clear juice. Take the weight of the juice in fine sugar; boil the sugar candy-height, and put in your juice, and let it scald a while, but not boil; and if any froth arise, scum it off, and when you take it up, have ready a white preserved Quince cut in small slices, and lay them in the bottom of your glasses, and pour your jelly to them, it will candy on the top and keep moist on the bottom a long time.

To make clear Cakes of the Jelly of any Fruit.

TO half a pound of jelly, take six ounces of sugar; wet your sugar with a little water, and boil it candy-height; then put in your jelly; let it boil very fast till it jelly; then put it into glasses, and

and when 'tis dried enough on one side, turn it into glass plates. Set them in a stove to dry leisurely; let your stove be hot against your Cakes be turned.

To make clear Cakes of any Sort.

TAKE your gooseberries, or other fruit, and put them in an earthen pot stopp'd very close, and put them in a kettle of water, and let them boil till they break; then take them out, and run them through a cloth; take the weight of the liquor in sugar; boil the sugar candy-height; then put in your juice, and let it stand over a few embers to dry till 'tis thick like jelly; if you fear it will change colour, put in three or four drops of juice of lemon; pour it out into clear cake glasses, and dry them with a little fire.

To make Brown Sugar.

TAKE gum-arabick, and dissolve it in water till 'tis pretty thick; then take as much double-refin'd sugar finely sifted and perfum'd as will make the gum into a stiff paste; roll it out like jumballs, and set it in an oven exactly heated, that it may raise them and not boil; for if it boils 'tis spoiled; you may colour some of them.

To make Pastils.

TAKE double-refin'd sugar beaten and sifted as fine as flour; perfume it with musk and ambergrease; then have ready steeped some gum-arabick in orange-flower-water, and with that make the sugar into a stiff paste; drop into some of it three or four drops of oil of mint, or oil of cloves, or oil of cinamon, or what oil you like, and let some only have the perfume; then roll them up in your hand like little pellets, and squeeze them flat with a seal. Dry them in the sun.

To fricasy Almonds.

TAKE a pound of *Jordan* almonds, do not blanch them, or but one half of them; beat the white of an egg very well, and pour it on your almonds, and wet them all over; then take half a pound of double-refin'd sugar, and boil it to sugar again; and put your almonds in, and stir them till as much sugar hangs on them as will; then set them on plates, and put them into the oven to dry after bread is drawn, and let them stay in all night. They will keep the year round if you keep them dry, and are a pretty sweetmeat.

To make Almond Cakes.

BOIL a pound of double-refin'd sugar up to a thin candy; then have in readiness half a pound of almonds blanched, and finely beaten with some rose or orange-flower-water, the juice of one lemon, the peels of two grated into the juice, put all these together, stir them over a gentle fire till all the sugar is well melted, but be sure it does not boil after the lemon is in; then put it into your clear cake glasses: Perfume them, and when they are a little dry, cut them into what shape you please.

To make Orange Cakes.

PARE your oranges very thin, and take off the white rinds in quarters; boil the white rinds very tender, and when they are enough, take them up, and scrape the black off, and squeeze them between two trenchers; beat them in a stone mortar to a fine pulp with a little sugar, pick the meat out of the oranges from the skins and seeds, and mix the pulp and meat together, and take the weight and half of sugar; boil the sugar to a candy-height, and put in the oranges, stir them well together, and when 'tis cold, drop 'em on a pye-plate, and set 'em in a stove. You may perfume them. To the rinds of six oranges put the meat of nine lemons. Cakes are

are made the same way, only as many rinds as meat, and twice the weight of sugar.

To make March-pane unboiled.

TAKE a pound of almonds, blanch them and beat them in rose-water ; when they are finely beaten, put to them half a pound of sugar, beat and searced, and work it to a paste ; spread some on wafers, and dry it in the oven ; when 'tis cold, have ready the white of an egg beaten with rose-water and double-refin'd sugar. Let it be as thick as butter, then draw your March-pane thro' it, and put it in the oven : It will ice in a little time, then keep them for use.

If you have a mind to have your March-pane large, cut it when 'tis rolled out by a pewter-plate, and edge it about the top like a tart, and bottom with wafer-paper, and set it in the oven, and ice it as aforesaid ; when the icing rises, take it out and strew coloured comfits on it, or serve sweetmeats on it.

To preserve Cherries.

PICK and stone your Cherries, and weigh them, and take their weight in single-refin'd sugar beaten fine, mix three parts of the sugar with juice of currants, and put it in your preserving-pan, and give it a boil and a scum, and then put in your Cherries ; let them boil very fast, now and then strewing in some of the sugar that was left till all is in, scum it well, and when they are enough, which you may know by trying some in a spoon, and when it jellies, take it off, and fill your glasses, and when they are cold, paper them up.

To preserve Currants in Jelly.

TAKE your currants and strip them, and put them in an earthen pot ; tie them close down, and set them in a kettle of boiling water, and let them stand three hours, keeping the water boiling ;

then take a clean flaxen cloth, and strain out the juice, and when it has settled, take a pound of double-refin'd sugar, beaten and sifted, and put to a pint of the clear juice: Have in readiness some whole currants stoned, and when the juice boils, put in your currants, and boil them till your syrup jellies, which you may know by taking up some in a spoon; then put it in your glasses. This way make jelly of currants, only leaving out the whole currants; when it is cold, paper them up.

To preserve Barberries.

TAKE the largest barberries you can get, and stone them, and to every pound of barberries take three pound of sugar, and boil it till 'tis candy-high; then put in the barberries, and let them boil till the sugar boils over them all; then take them off, scum them, and set them on again, and give them another boil, and put them in an earthen pan, cover them with paper, and set them by till the next day; then put them in pots, and pour the syrup over them; cover them with paper, and keep them in a stove. If the syrup grows thin, you may make a little jelly of pippins, and put them in when 'tis ready, and give them one walm, and pour them again into glasses.

To preserve whole Pippins.

TAKE *Kentish* pippins, or apple-johns, pare them, and slice them into fair water; set them on a clear fire, and when they are boiled to mash, let the liquor run through a hair sieve. Boil as many apples thus, till you have the quantity of liquor you would have. To a pint of this liquor you must have a pound of double-refin'd sugar in great lumps; wet the lumps of sugar with the pippin liquor and set it over a gentle fire, and let it boil, and scum it well, and while you are making the jelly, you must have your whole pippins boiling at the same time; they must be the fairest and best pippins you can

can get ; scoop out the cores, and pare them neatly, and put them into fair water as you do them. You must likewise make a fyrup ready to put them into the quantity as you think will boil them in clear ; you must make that fyrup with double-refin'd sugar and water : Tie up your whole pippins in a piece of fine muslin severally, and when your sugar and water boils put them in ; let them boil very fast, so fast, that the fyrup always boils over them ; sometimes take them off, and then set them on again, and let them boil till they are clear and tender ; then take off the tiffney or muslin they were tied up in, and put them into glassses that will hold but one in a glass ; then see if your jelly of apple-johns be boiled to jelly enough ; if it be, squeeze in the juice of two lemons, and put musk and ambergrease in a rag, and let it have a boil ; then strain it through a jelly-bag into the glassses your pippins were in : You must be sure to drain your pippins well from the fyrup they were boiled in ; before you put them in your glassses, you may, if you please, boil lemon-peel in little pieces in water till they are tender, and then boil them in the fyrup your pippins were boiled in ; then take them out, and lay them about the pippins before the jelly is put in ; when they are cold, paper them up.

To make Pippin Jelly.

TAKE fifteen pippins, pared, cored and sliced, and put them into a pint and half of water, and let them boil till they are tender ; then put them in a strainer, and let the thin run from them, as much as it will ; and to a pint of liquor, take a pound of double-refin'd sugar, wet your sugar, and boil it to sugar again ; then cut some chips of candied orange or lemon-peel, and cut it as fine as threads, and put it into your sugar, and then your liquor, and let it boil till 'tis a jelly, which will be quickly ; you may perfume it with ambergrease if you please ;

please ; pour the jelly into shallow glasses : When 'tis cold, paper it up, and keep it in your stove.

To candy Angelica.

TAKE Angelica that is young, and cut it in fit lengths, and boil it till it is pretty tender, keeping it close covered ; then take it up and peel off the strings ; then put it in again, and let it simmer and scald till 'tis very green ; then take it up and dry it in a cloth, and weigh it, and to every pound of Angelica take a pound of double-refin'd sugar beaten and sifted ; put your Angelica in an earthen pan, and strew the sugar over it, and let it stand two days ; then boil it till it looks very clear, put it in a colander to drain the syrup from it, and take a little double-refin'd sugar and boil it to sugar again ; then throw in your Angelica, and take it out in a little time, and put it on glass plates. It will dry in your stove, or in an oven after pyes are drawn.

To make Jelly of white Currants.

TAKE your largest currants, and strip them into a bason, and bruise and strain them, and to every pint of juice a pound of double-refin'd sugar : Just wet your sugar with a little fair water, and set it on a slow fire till it melts ; then make it boil, and at the same time let your juice boil in another thing ; scum them both very well, and when they have boiled a pretty while, take off your sugar and strain the juice into it through a muslin ; then set it on the fire, and let it boil, and if you please, you may stone some white currants and put them in, and let them boil till they are clear ; have a care you do not boil them too high ; let them stand a while, then put them in glasses.

If you would make clear cakes of white currants, boil the juice just as this is ; but this observe, that when you put your juice and sugar together, they must stand but so long on the fire, till they are warm

warm and well mixed ; they must not boil together ; and when 'tis cold put it in flat glasses ; and into your stove to dry them ; turn them often.

To make white Marmalade.

TAKE your quinces and scald them, and pare them, and scrape the pulp clean from the cores, and to every pound of pulp put a pound of double-refin'd sugar ; put a little water to your sugar to dissolve it, and boil it candy-high ; then put in the quince pulp, and set it on the fire till it comes to a body ; let it boil very fast, when 'tis enough put it in gallipots.

To make red Quince Marmalade.

PARE, core and quarter your Quinces, then weigh them, and to a pound of Quince allow a pound of single-refin'd sugar beaten small ; and to every pound of Quince a pint of liquor ; make your liquor thus : Put your parings and cores, and three or four Quinces cut in pieces, into a large skillet, with water proportionable to the quantity of Quinces you do ; cover it, and set it over the fire ; and let it boil two or three hours, then put in a quart of barberries, and let them boil an hour, and strain all out ; then put your Quince, and liquor, and a quarter of your sugar, into a skillet or large preserving-pan, and let them boil together over a gentle fire, cover it close, and take care it does not burn ; strew in the rest of your sugar by degrees, and stir it often from the bottom, but do not break the Quince till 'tis near enough : Then break it in lumps as small as you like it ; when 'tis of a good colour and very tender, try some in a spoon, if it jellies, 'tis enough ; then take it off, and put it in gallipots ; when 'tis cold, paper it up.

To make Marmalade of Cherries.

TAKE four pound of Cherries, stone them, and put them in a preserving-pan, with a quart of
juice

juice of currants ; set them on a charcoal fire, and let the fire dry away most of the juice ; break or mash them, and boil three pounds of sugar candy-high, and put the Cherries to it, and set it on the fire again, and boil it till it comes to a body ; so put it in glasses, and when 'tis cold, paper it up.

To make a Paste of green Pippins.

TAKE Pippins and scald them, and peel them till they are green ; when you have peeled them, have fresh warm water ready to put them into, and cover them close, and keep them warm till they are very green ; then take the pulp of them, but none of the core, and beat it in a mortar, and pass it through a colander ; and to a pound of the pulp put a pound and one ounce of double-refin'd sugar ; boil your sugar till it will ball between your fingers ; put in your pulp, and take it off the fire to mix it well together, set it on the fire again, and boil it till 'tis enough ; which you may know by dropping a little on a plate, and then put it in what form you please : Dust it with sugar, and set it in the stove to dry ; turn it, and dust the other side.

To make white Quince Paste.

SCALD the Quinces tender to the core, and pare them, and scrape the pulp clean from the core, beat it in a mortar, and pulp it through a colander ; take to a pound of pulp a pound and two ounces of sugar, boil the sugar till 'tis candy-high ; then put in your pulp, stir it about constantly till you see it come clear from the bottom of the preserving-pan ; then take it off, and lay it on plates pretty thin : You may cut it in what shape you please, or make Quince chips of it ; you must dust it with sugar when you put it into the stove, and turn it on papers in a sieve, and dust the other side ; when they are dry, put them in boxes with papers between. You may make red Quince Paste the same way as this, only colour the Quince with cochineel.

To dry Pears or Apples.

TAKE poppering Pears, and thrust a piked stick into the head of them beyond the core, then scald them, but not too tender; then pare them the long way; put them in water, and take the weight of them in sugar, and clarify it with water, a pint of water to a pound of sugar, strain the syrup, and put in the Pears; set them on the fire, and boil them pretty fast for half an hour; cover them with paper, and set them by till the next day; then boil them again, and set them by till the next day; then take them out of the syrup, and boil it till 'tis thick and ropy; then put the Pears in your preserving-pan, and put the syrup to them, and if it will not cover them, add some sugar to them, set them over the fire and let them boil up; then cover them with paper, and set 'em in a stove twenty-four hours; then take 'em out, and lay them on sieves to dry; then lay them on plates, and dust them with sugar, and set them into your stove to dry; and when one side is dry, lay them on papers, and turn them, and dust the other side with sugar; squeeze the Pears flat by degrees; if 'tis Apples, squeeze the eye to the stalk; when they are quite dry put them in boxes with papers between.

To dry Pears or Pippins without Sugar.

TAKE your Pears or Apples and wipe them clean, and take a bodkin and run it in at the head, and out at the stalk, and put them in a flat earthen pot, and bake them, but not too much; you must put a quart of strong new ale to half a peck of Pears, tie white paper over the pot, that they may not be scorched in baking, and when they are baked let them stand to be cold; and take them out to drain, squeeze the Pears flat, and the Apples the eye to the stalk, and lay them on sieves with wide holes to dry, either in a stove, or an oven that is not too hot.

To candy any sort of Flower.

TAKE your flowers, and pick them from the white part, then take fine sugar and boil it candy-high, boil as much as you think will receive the quantity of flowers you do ; then put in the flowers, and stir them about till you perceive the sugar to candy well about them ; then take them off from the fire, and keep them stirring till they are cold, in the pan you candied them in ; then sift the loose sugar from them, and keep them in boxes very dry.

To candy Orange Flowers.

TAKE half a pound of double-refin'd sugar finely beaten, wet it with orange-flower-water, then boil it candy-high, then put in a handful of orange-flowers, keeping it stirring, but let it not boil ; and when the sugar candies about them, take it off the fire, drop it on a plate, and set it by till it is cold.

To make Syrup of any Flower.

CLIP your flowers, and take their weight in sugar ; then take a high gallipot, and put a row of flowers, and a strowing of sugar, till the pot is full ; then put in two or three spoonfuls of the same syrup or still'd water ; tie a cloth on the top of the pot, and put a tile on that, and set your gallipot in a kettle of water over a gentle fire, and let it infuse till the strength is out of the flowers, which will be in four or five hours ; then strain it thro' a flannel, and when it is cold bottle it up.

To candy any sort of Fruit.

AFter you have preserv'd your fruit, dip them suddenly into warm water, to take off the syrup ; then sift on them double-refin'd sugar till they look white ; then set them on a sieve in a warm oven, taking them out to turn two or three times ; let them not be cold till they be dry, and they will look clear as diamonds ; so keep them dry.

Another

Another way to preserve Oranges.

TAKE right *Sevil* oranges, the thickest rind you can get, lay them in water, changing the water twice a-day for two days; then rub them well with salt, and wash them well afterwards, and put them in water, changing the water twice a-day for two days more; then put them in a large pot of water to boil, having another pot of boiling water ready to throw them into, as the other grows bitter; change them often, till they are tender; then take them up in a linnen cloth, and a woollen over it, to keep them hot; take out one at a time, and make a little hole at the top, and pick out the seeds, but do not break the meat; pare them as thin as you can with a sharp penknife; take to a pound of oranges before they are open'd, a pound of double-refin'd sugar and a pint of fair water, boil it and scum it, and let it be ready when you pare them to throw them into, and when they are all pared, set them on the fire, cover them close, and keep them boiling as fast as they can boil, till they look clear; then take them up into a deep gallipot with the holes upward, fill them with syrup, and when they are almost cold, pour the rest of the syrup over them; let them stand a fortnight or three weeks in that syrup; then make a jelly of pippins, and when it is almost ready, take your oranges out of the gallipot, and pour all the syrup out of them, and put them into the jelly, and let them have a boil or two, then put them into your glasses, and when they are near cold fill them with jelly, the next day paper them.

To preserve Gooseberries in Hops.

TAKE the largest *Dutch* gooseberries, and with a knife cut them a-cross at the head and half way down, and with a bodkin put out the seeds clean, and do not break them; then take fine long thorns, scrape them, and then put on your gooseberries, putting the leaf of the one to the cut of the other, and

so till your thorn is full ; and when they are full, put them into a new pipkin with a close cover, and cover them with water, and let them stand scalding till they are green ; then take them up, and lay them upon a sieve to drain from the water ; be sure they do not boil in the greening, for if they have but one walm they are spoil'd ; and while they are greening make a syrup for them. Take whole green gooseberries and boil them in water till they all break, then strain the water thro' a sieve, and weigh your hops, and to a pound of hops put a pound and half of double-refin'd sugar, put the sugar and hops into the liquor, and boil them open till they are clear and green, then take them up and lay them upon pye-plates, and boil your syrup longer ; lay your hops in a pretty deep gallipot, and when the syrup is cold pour it on them ; cover them with paper, and keep them in a stove.

To preserve Gooseberries whole, without stoning.

TAKE the largest preserving gooseberries, and pick off the black eye, but not the stalk, then set them over the fire in a pot of water to scald, cover them very close, and let them scald, but not boil or break ; and when they are tender, take them up into cold water ; then take a pound and half of double-refin'd sugar to a pound of gooseberries, clarify the sugar with water, a pint to a pound of sugar ; and when the syrup is cold, put your gooseberries single into your preserving-pan, and put the syrup to 'em, and set them on a gentle fire, and let them boil, but not too fast, lest they break ; and when they are boil'd, and you perceive the sugar has enter'd them, take them off, cover them with white paper, and set them by till the next day ; then take them out of the syrup, and boil the syrup till it begins to be ropy, scum it, and put it to them again, and set them on a gentle fire, and let them preserve gently,
till

till you perceive the syrup will rope ; then take them off, and set them by till they are cold, covering them with paper ; then boil some gooseberries in fair water, and when the liquor is strong enough strain it out, let it stand to settle, and to every pint take a pound of double-refin'd sugar and make a jelly of it, and put the gooseberries in glassess, and when they are cold cover them with the jelly ; the next day paper them ; wet, and then half dry the paper that goes in the inside, it closes down better ; and then put on other papers, and put them in your stove.

To make Conserve of red Roses, or any other Flowers.

TAKE rose-buds and pick them, and cut off the white part from the red, and put the red flowers, and sift them thro' a sieve to take out the seeds, then weigh them, and to every pound of flowers take two pound and a half of loaf-sugar ; beat the flowers pretty fine in a stone mortar, then by degrees put the sugar to them, and beat it very well till it is well incorporated together ; then put it into gallipots, and tie it over with paper, and over that leather, and it will keep seven years.

To stew Apples.

TAKE to a quart of water a pound of double-refin'd sugar beaten fine, boil and scum it, and put into it a pound of the largest and clearest pippins, pared, and cut in halves, and cored ; let them boil, cover'd with a continual froth, till they be as tender and clear as you would have them ; then put in the juice of two lemons, and a little peel cut like threads ; let them have five or six walms after the lemon is in, then put them in the *China* dish or salver you serve them in ; they should be done two hours before used.

To dry Plumbs or Apricocks.

TAKE your plumbs or apricocks and weigh them, and to every pound of fruit allow a pound of double-refin'd sugar; then scald your plumbs, and stone them, and take off the skins, and lay your plumbs on a dry cloth; then just wet your sugar, and set it over the fire, and keep it stirring all one way till it boils to sugar again; take that sugar, and lay some in the bottom of your preserving-pan, and lay your plumbs on it, and strew the rest of the sugar on the plumbs, and let it stand till it is melted; then heat it scalding hot twice a-day, but let it not boil; and when the syrup is very thick, and candies about the pan, then take them out of the syrup, and lay them on glasses to dry, and keep them continually warm, sifting a little sugar over them till they are almost dry; wet the stones in the syrup, and dry them with sugar, and put them in at one end of the plumb, and when they are thorough dry, keep them in boxes, with papers between.

To make Sugar of Roses.

CLIP off all the whites from the red rose-buds, and dry the red in the sun; and to one ounce of that finely powder'd, you must have one pound of loaf-sugar; wet the sugar in rose-water (but if in the season, juice of roses) boil it to a candy-height; then put in your powder of roses, and the juice of a lemon; mix it well together; then pour it on a pye-plate, and cut it into lozenges, or what form you please.

To preserve small Cucumbers green.

TAKE small cucumbers, boil them, but not very tender; when you take them out of the water, make a hole thro' every one with a large needle; then pare and weigh them, and to every pound allow a pound of sugar, which make into a syrup, with a pint of water to every pound of sugar; you must

green them before you put 'em into the sugar ; then let them boil, keeping them close cover'd ; then put them by, and for three or four days boil them a little every day ; put into the syrup the peel of a fresh lemon ; then make a fresh syrup with double-refin'd sugar, you must have three quarters of a pound to a pound of cucumbers, and a quarter of a pint of fair water, the juice of a lemon, and a little ambergrease boil'd in it ; so do them for use ; paper them when cold.

To preserve Mulberries whole.

S E T some mulberries over the fire in a skillet, and draw from them a pint of juice, when it is strained ; then take three pounds of sugar beaten very fine, wet the sugar with the pint of juice ; boil up your sugar and scum it, and put in two pounds of ripe mulberries, and let them stand in the syrup till they are thoroughly warm, then set them on the fire, and let them boil very gently ; do them but half enough, so put them by in the syrup till next day ; then boil them gently again, and when the syrup is pretty thick, and will stand in a round drop when it is cold, they are enough ; so put all together in a gallipot for use.

To make Rose Drops.

T H E roses and sugar must be beat separately into a very fine powder, and both sifted ; to a pound of sugar, an ounce of red roses ; they must be mix'd together, and then wet with as much juice of lemon as will make it into a stiff paste ; set it on a slow fire in a silver porringer, and stir it well, and when it is scalding hot quite thro', take it off and drop it on paper ; set them near the fire, the next day they will come off.

To candy Flowers.

G Ather your flowers when dry, cut off the leaves as far as the colour is good ; according to your
O 2 quantity,

quantity, take of double-refin'd sugar, and wet it with fair water, and boil it to a candy height ; then put in your flowers, of what sort you please, as prim-roses, violets, cowslips, or borage, with a spoon ; take them out as quick as you can, with as little of the fyrup as may be, and lay them in a dish over a gentle fire, and with a knife spread them, that the fyrup may run from them ; then change them upon another warm dish, and when they are dry from the fyrup, have ready some double-refin'd sugar beaten and sifted, and strew some on your flowers ; then take the flowers in your hands, and rub them gently in the hollow of your hand, and that will open the leaves, a stander-by strewing more sugar into your hand as you see convenient ; so do till they are thoroughly open'd and dry ; then put your flowers into a dry sieve, and sift all the sugar clean from 'em ; they must be kept in a dry place ; rosemmary-flowers must be put whole into your fyrup ; young mint-leaves you must open with your fingers, but all blossoms rub with your hand as directed.

To make Cakes of Flowers.

BOIL double-refin'd sugar candy-high, and then strew in your flowers, and let them boil once up, then with your hand lightly strew in a little double-refin'd sugar sifted, and then as quick as may be put it into your little pans, made of card, and prick'd full of holes at bottom ; you must set the pans on a pillow, or cushion ; when they are cold, take them out.

To make Wormwood-cakes.

TAKE one pound of double-refin'd sugar sifted, mix it with the whites of three or four eggs well beat, into this drop as much chymical oil of wormwood as you please, so drop them on paper ; you may have some white, and some marble, with specks of colours with the point of a pin ; keep your colours severally in little gallipots ; for red, take a dram

dram of cochineal, a little cream of tartar, as much of allum, tie them up severally in little bits of fine cloth, and put them to steep in one glass of water two or three hours: when you use the colour, press the bags in the water, and mix some of it with a little of the white of egg and sugar. Saffron colours yellow, and must be tied in a cloth, as the red, and put in water. Powder-blue mix'd with the saffron-water, makes a green: for blue, mix some dry powder-blue with some water.

To candy Orange-Flowers.

TAKE orange-flowers that are stiff and fresh pick'd, and boil them in a good quantity of spring-water in a preserving-pan, and when they are tender, take them out and drain them in a sieve, and lay them between two napkins till they be very dry; take the weight of your flowers in double-refin'd sugar, if you have a pound, take half a pint of water and boil with the sugar, till it will stand in a drop, then take it off the fire, and when it is almost cold put it to the flowers, which must be in a silver bason; shake them very well together, and set them in a stove, or in the sun, and as they begin to candy, take them out, and put them on glasses to dry, keeping them turning till they are dry.

A fine way to preserve Raspberries.

TAKE the juice of red and white raspberries and codlin jelly; to a pint and half, two pound of double-refin'd sugar; boil it, and scum, and then put in three quarters of a pound of large pick'd raspberries; let them boil very fast, till they jelly and are clear; don't take them off the fire, that will make them hard; a quarter of an hour will do them when they begin to boil; then put your raspberries in the glass first, and strain the seeds from the jelly, and put it to them; and when they begin to cool, stir them gently, that they may not all lie on the

top of the glass ; and when cold, lay papers close on them ; first wet the papers, and dry them in a cloth.

To make a strong Apple-Jelly.

LET your water boil in the pan you make it in, and when the apples are par'd and quarter'd, put them into your boiling water ; let there be no more water than will just cover them, and let it boil as fast as possible ; and when the apples are all to pieces, put in about a quart of water more, and let it boil half an hour longer, then run it thro' a jelly-bag, and use it as occasion for any sort of sweet-meat ; in the summer codlins are best, in the winter golden-runnets or winter-pippins.

To preserve Raspberries whole.

TAKE the full weight of your Raspberries in double-refin'd sugar, beaten and sifted ; lay your Raspberries single in the bottom of your preserving pan, and put all your sugar over them ; set them on a slow fire, till there is some syrup in the bottom of the pan ; then set them on a quick fire, till all the sugar be thoroughly melted ; give them two or three walms, scum them, and take them up, and put them in glasses.

To make Bisket.

TAke the whites of four eggs, the yolks of ten, beat them a quarter of an hour with 4 spoonfuls of orange-flower-water ; then add to it one pound of loaf-sugar beaten and sifted ; then beat them together an hour longer ; then stir in half a pound of dry flour, and the peel of a lemon grated off ; mix it well together, then butter the pans and fill them, scarce some sugar over them as you put them into the oven ; when they are risen in the oven, take them out and lay them on a clean cloth ; and when the oven is pretty cool, put them in again on sieves, and let them stand till they are dry, and will snap in breaking.

To make Chocolate-Almonds.

TAKE a pound of chocolate finely grated, and a pound and half of the best sugar finely sifted ; then soak gum-dragant in orange-flower-water, and work them into what form you please ; the paste must be stiff ; dry them in a stove.

To make Lemon-Puffs.

TAKE a pound and a quarter of double-refin'd sugar beaten and sifted, and grate the rinds of two lemons, and mix well with the sugar ; then beat the whites of three new laid eggs very well, and mix it well with your sugar and lemon-peel ; beat them together an hour and a quarter, then make it up in what form you please ; be quick to set them in a moderate oven ; don't take them off the papers till cold.

To preserve Oranges whole.

TAKE the best and largest *Sevil* oranges, water them three days, shifting them twice a-day, boiling them in a copper with a great deal of water till they be tender ; they must be tied in a cloth and kept under water, the water must boil before you put them in ; then take to every pound of orange, a pound and half of double-refin'd sugar, beaten and sifted ; then have in readiness apple-water made of John apples ; take to every pint of that water a pound of sugar ; then take a third part of the sugar and put to the water ; boil it a while, and set it by to cool ; then cut a little hole in the bottom of your orange, and pick out all the seeds, and fill them up with what sugar is left ; prick your oranges all over with a bodkin, then put them into your syrup, boiling them so fast that the syrup may cover them, then put in your sugar that is left : when the syrup will jelly, and the oranges look clear, they are enough ; then glass them with the holes uppermost, and pour the syrup upon them.

To make Almond-Loaves.

BLanch your almonds in hot water, and throw them into cold ; then take their weight in double-refin'd sugar finely feared, beat them together until they come to a paste, then make them up into little loaves, then ice them over with some white of egg and sugar ; bake them on paper : if you please you may throw your almonds into orange-flower-water instead of cold water.

To make Lemon-Bisket.

TAke six yellow rinds well beat, with a pound of double-refin'd sugar, and whites of four eggs, till come to a paste ; lay them on wafer-paper, so bake them on tins.

To make Orange-Chips crisp.

PA R E your oranges very thin, leaving as little white on the peel as possible ; throw the rinds into fair water as you pare them off, then boil them therein very fast till they are tender, still filling up the pan with boiling water as it wastes away ; then make a thin syrup with part of the water they were boil'd in, and put the rinds therein, and just let 'em boil ; then take them off, and let them lie in the syrup three or four days ; then boil them again, till you find the syrup begins to draw between your fingers ; then take them off from the fire, and let them drain between a colander ; take out but a few at a time, because if they cool too fast, it will be difficult to get the syrup from them, which must be done by passing every piece of peel thro' your fingers, and laying them single on a sieve, with the rind uppermost ; the sieves may be set in a stove, or before the fire ; but in summer the sun is hot enough to dry them : three pounds of sugar will make syrup to do the peels of 25 oranges.

To make Syrup of Orange-Peel.

TO every pint of the water in which the orange-peels were steep'd put a pound of sugar, boil it, and when it has boil'd a little, squeeze in some juice of lemon, and make it more or less sharp to your taste ; filter the lemon-juice thro' cap-paper ; as it boils scum it clear ; and when boil'd enough to keep, take it off the fire, and when cold bottle it ; when your orange-peels are dry'd on one side, turn the other, and so do till they are crisp ; brush the sugar from them, then take a cloth dipt in warm water, and wipe off all that remains of sugar on the rind-side ; then lay them on the sieve again, and in an hour they will be dry enough to put into your boxes to keep.

To make Orange Marmalade.

TAKE the best Sevil oranges and weigh a pound of them, then pare off all the yellow rind very thin, quarter the peel and put 'em in water ; cover 'em down close, and shift the water six or seven times as it boils to take the bitterness out, and that they may look clear, and be tender ; then take 'em out, dry 'em in a cloth, take out all the strings, and cut 'em thin as pallets ; then take a pound of double-refin'd sugar beaten, and boil it with a little water to a candy-height, scum it clean and put in your peels ; let them boil near half an hour ; have in readiness your orange-meat all pick'd from the skins and seeds, and the juice of two large lemons, and put it into the peels, and boil all together a quarter of an hour longer ; so glass it up, and paper it when cold.

To make Orange Cakes.

CUT your oranges, pick out all your meat and juice free from the strings and seeds, and set it oy ; then boil it and shift the water till your peels are tender, dry them in a cloth and mince them

them small, and put them to the juice ; to a pound of that weigh a pound and half of double-refin'd sugar ; dip your lumps of sugar in water and boil it to a candy-height ; take it off the fire and put in your juice and peel, stir it well, and when 'tis almost cold put it in a bason and set it in a stove ; then lay it thin on earthen plates to dry, and as it candies, fashion it with your knife ; and as they dry, lay them on glass ; when your plate is empty, put more out of your bason.

To make Lemon Cakes.

GRATE off the yellow rind of your lemon, and squeeze your juice to that peel ; take two apples to every lemon, pare and core them, and boil them clear, then put them to your lemon : To a pound of this put two pound of double-refin'd sugar, then order it as the orange.

To candy Orange-flowers.

TAKE Orange-flowers that are stiff and fresh, boil them in a good quantity of spring-water in a preserving-pan, and when they are tender take them up, and drain them thro' a sieve, and dry them between napkins very dry ; take the weight in double-refin'd sugar, and to a pound put half a pint of water, boil it till it stands in a thick drop, and when 'tis almost cold put it to your flowers in a silver or *China* bason ; shake them well together, and set them in a stove, or sun, and when they begin to candy take them out, and lay them on glasses to dry ; sift sugar on them, and turn them every day till they are crisp.

To make clear Candy.

TAKE six ounces of water and four ounces of fine sugar searc'd, set it on a slow fire to melt without stirring, let it boil till it comes to a strong candy ; then have ready your peel or fruit scalded hot in the syrup they were kept in, drain them very well

well from it, and put them into your candy, which you must rub on the sides of your bason with the back of your spoon till you see the candy pretty white; take out the fruit with a fork, touch it not with your fingers: If right, the candy will shine on your fruit, and dry in three or four hours in an indifferent hot stove: Lay your fruit on sieves.

To keep Fruit in Syrup to candy.

IF you candy orange or lemon-peels, you must first rub them with salt; then cut in what fashion you please, and keep them in water two days; then boil them tender, shifting the water you boil them in two or three times; you must have a syrup ready, a pint of water to a pound of sugar, scald your peels in it till they look clear. Fruit is done the same way, but not boil'd till you put them in your syrup; you must heat your syrup once a week, taking out your fruit, and put them in again while the syrup is hot; they will keep all the year.

To dry Apricocks like Prunello's.

TAKE a pound of apricocks, being cut in halves or quarters, let them boil till they be very tender in a thin syrup, let them stand a day or two in the stove; then take them out of the syrup, and lay them drying till they be as dry as prunello's, then box them: You may make your syrup red with the juice of red plumbs, if you please you may pare them.

To preserve green Cucumbers.

TAKE gerkins, rub them clean, then green them in hot water; then take their weight in double-refin'd sugar, boil it to a thick syrup with a quarter of a pint of spring-water to every pound of sugar; then put in your cucumbers and set them over the fire, but not to boil fast; so do two or three days. The last day boil them till they are tender and clear, so glass them up,

To make clear Cakes of Gooseberries.

TAKE your white *Dutch* gooseberries when they are thorough ripe, break them with your fingers and squeeze out all the pulp into a fine piece of cambrick or thick muslin to run thro' clear; then weigh the juice and sugar one against the other; then boil the juice a little while, then put in your sugar and let it dissolve, but not boil; scum it and put it into glasses, and stowe it in a warm stove.

Another way to make Orange Marmalade.

RASP your oranges, cut out all the meat, boil the rinds very tender, and cut them very fine; then take three pound of double-refin'd sugar, and a pint of water, boil and scum it, and then put in a pound of rind; boil it very fast till the sugar is very thick, then put in the meat of your oranges, the seeds and skins being pick'd out, and a pint of very strong pippin jelly; boil all together very fast half an hour, then put it in flat pots or glasses: When 'tis cold, paper it up.

To preserve Cherries.

GATHER your cherries of a bright red, not too ripe; weigh them, and to every pound of cherries put three quarters of a pound of double-refin'd sugar beaten fine; stone them, and strew some sugar on them, as you stone them; to keep their colour, wet your sugar with fair water near half a pint, and boil and scum it, then put in three small spoonfuls of the juice of currants, that was infused with a little water; give it another boil and scum, and put in your cherries; boil them till they are tender, then pour them into a *China* bason, cover them with paper and set them by twenty-four hours, then put them in your preserving-pan, and boil 'em till they look clear; put them in your glass clear from the syrup, and put the syrup on them strain'd through muslin.

To preserve Green Apricocks.

BEFORE the stones are hard, wet them and lay them in a coarse cloth, and put to them two or three handfuls of salt, and rub them till the roughness is off, then put them in scalding water, and set them over the fire till almost boil'd, then set them off till almost cold; do this two or three times; after this let them be close cover'd, and when they look to be green, let them boil till they begin to be tender; weigh them and take their weight in double-refin'd sugar, to a pound of sugar half a pint of water; make the syrup, and when almost cold, put in your apricocks, boil them well till clear, warm the syrup two or three times till thick, or put them in cold jelly, or dry them as you use them.

To preserve Apricocks that are ripe.

GATHER your apricocks about half ripe, before they look too yellow; weigh them and to every pound put three quarters of a pound of treble-refin'd sugar finely beaten and sifted, then pare 'em and cut 'em in the parting of the apricock to take out the stone; then make a fine syrup of the sugar, keeping a little out to strew on them whilst they are boiling; and after they are boiled a little, take 'em out of the pan and put 'em in a bason, and cover them close with paper, and let them stand twenty-four hours; be careful not to break them in taking them out: The next day boil them up for good, put them in your glasses with care, strain your syrup over them thro' muslin.

To candy Orange Chips.

PARE your oranges and soak the peelings in water two days, and shift the water twice, but if you love them bitter soak them not: Tie your peels up in a cloth, and when your water boils, put them in, and let them boil till they are tender; then take what double-refin'd sugar will do, and break it

small and wet it with a little water, and let it boil till 'tis near candy-high, then cut your peels of what lengths you please, and put 'em into the syrup; set 'em on the fire and let 'em heat well thro', then let them stand a while, heat them twice a day, but not boil: Let them be so done till they begin to candy, then take them out and put them on plates to dry, and when they are dry, keep them near the fire.

To candy Orange Flowers.

FIRST pick your orange-flowers, and boil them quick in fair water till they are very tender; then drain them thro' a hair sieve very clean from the water; to a pound of the best double-refin'd sugar, take half a pint of fair water, and as much orange-flower-water, and boil it up to a thick syrup; then put it out into broad flat glasses, and let the syrup stand in the glasses about an inch thick; when it is near cold drop in your flowers, as many as you think convenient, and set your glasses in a stove with a moderate heat, for the flower they candy, the finer the rock will be; when you see it is well candied top and bottom, and that it glissens, break the candy at top in as great flakes as you can, and lay the biggest piece at the bottom on glass plates, and pick out the rest, and pile it up with the flowers to what size you please; after that it will presently be dry in a stove.

To scald Fruit for present Use.

PUT your fruit into boiling water, as much as will almost cover them, set them over a slow fire, keep it in a scald till tender, turning the fruit where the water does not cover; when tender, lay a paper close on it, let it stand till cold; to a pound of fruit put half a pound of sugar; let it boil, but not fast, till it looks clear; all fruit done whole but pippins, and they in halves, with orange or lemon-peel, and

and juice of lemon ; cut your peel very thin, like threads, and strew them on your pippins.

To make Marmalade of Apricocks.

GAther your apricocks just turn'd from the green of a very pale yellow, pare them thin and weigh them, three quarters of a pound of double-refin'd sugar to a pound of apricocks, then cut them in halves, take out the stones, and slice them thin ; beat your sugar and put it in your preserving-pan with your slic'd apricocks, and three or four spoonfuls of water ; boil and scum them, and when they are tender put them in glasses.

To make a Gooseberry-Gam.

GAther your gooseberries full ripe, but green ; top and tail them, and weigh them ; a pound of fruit to three quarters of a pound of double-refin'd sugar, and half a pint of water ; boil them till clear and tender, then put it in pots.

To keep Orange-Flowers in Syrup.

Pick off the leaves and throw them in water boiling on the fire, and squeeze into it the juice of two or three lemons ; let them boil half a quarter of an hour, and then throw 'em into cold water, then drain them, and lay them on cloths to drain well ; then beat and sift some double-refin'd sugar, lay some on the bottom of a gallipot, and then a layer of flowers, and then more sugar, till all is in ; when the sugar melts, put in more, till there is a pretty deal of syrup ; so paper them up for use : you may put them in jelly, or what you please.

To make white Quince Marmalade.

SCald your quinces tender, take off the skin, and pulp them from the core very fine, and to every pound of quince have a pound and half of double-refin'd sugar in lumps, and half a pint of water, dip your sugar in the water, and boil and scum it till it

is a thick syrup ; then put in your quince, boil and scum it on a quick fire a quarter of an hour, so put it in your pots.

To make red Quince Marmalade.

PARE and core a pound of quince, beat the parings and cores and some of your worst quinces, and strain out the juice ; and to every pound of quince take ten or twelve spoonfuls of that juice, and three quarters of a pound of loaf-sugar ; put all into your preserving pan, cover it close, and let it stew over a gentle fire two hours ; when it is of an orange-red, uncover and boil it up as fast as you can ; when of a good colour, break it as you like it ; give it a boil and pot it up.

To make Syrup of Marshmallows.

TAKE Marshmallow roots four ounces, grass-roots, asparagus-roots, liquorish, stoned raisins, of each half an ounce ; the tops of Marsh-mallows, pellitory, pimpnel, saxifrage, plantain, maiden-hair white and black, of each a handful ; red sisers one ounce ; the four greater and four lesser cold feeds of each three dams ; bruise all these, and boil them in three quarts of water, till it comes to two ; then put to it four pound of white sugar, till it comes to a syrup ; put to every pint the white of an egg to clarify it.

To make Syrup of Saffron.

TAKE a pint of the best canary, and as much balm-water, and half an ounce of *English* saffron ; open and pull the saffron very well, and put it into the liquor to infuse ; let it stand close cover'd (so as to be hot, but not boil) 12 hours ; then strain it out as hot as you can, and add to it three pound of double-refin'd sugar ; boil it till it is well incorporated, and when it is cold bottle it, and take one spoonful in a little sack or small cordial, as occasion serves.

A Syrup for a Cough, or Asthma.

TAKE of hyssop and penniroyal water, of each a quarter of a pint, slice into it a small stick of liquorice, and a few raisins of the sun stoned: let it simmer together a quarter of an hour, and then make it into a syrup with brown sugarcandy; boil it a little, and then put in four or five spoonfuls of snail-water; give it a walm, and when it is cold, bottle it; take one spoonful morning and night, with three drops of balsam of sulphur in it; you may take a little of the syrup without the drops once or twice a-day; if the party is short-breath'd, a blister is very good.

To make Syrup of Balsam for a Cough.

TAKE one ounce of balsam of *Tolu*, and put to it a quart of spring-water, let them boil together two hours, then put in a pound of white sugarcandy finely beaten, and let it boil half an hour longer; take out the balsam, and strain the syrup through a flannel bag twice; when it is cold, put it in a bottle. This syrup is excellent for a cough, take a spoonful of it as you lie down in your bed, and a little at any time when your cough troubles you; you may add to it two ounces of syrup of red poppies, and as much of raspberry-syrup.

A Syrup for a Cough.

TAKE a handful of oak-lungs, a handful of *French* moss, a handful of maidenhair; boil all these in three pints of spring-water, till it comes to a quart; then strain it out, and put to it six-pennyworth of saffron tied up in a rag, and two pound of brown sugarcandy; boil it up to a syrup, and when it is cold, bottle it; take a spoonful of it as often as your cough troubles you.

Another.

TAKE a handful of unset hyssop, a handful of coltsfoot-flowers, a handful of black maiden-
P hair,

hair, two handfals of white horehound, boil these herbs together in three quarts of water, till it comes to 3 pints; then take it off, and let the herbs stand in it till it is cold; then squeeze them out very dry, and strain the liquor, and let it boil a quarter of an hour; scum it well; to every pint put in half a pound of white sugar, and let it boil, and scum it, till it comes to a syrup; when it is cold, bottle it; take two spoonfuls night and morning; and at any time when the cough is troublesome take one spoonful; do not cork the bottles, but tie them down with paper.

For a Cough.

TAKE three quarts of spring-water, and put it in a large pipkin, with a calf's-foot, and four spoonfuls of barley, and a handful of dried poppies; boil it together till one quart be consum'd, then strain it out, and add a little cinamon, and a pint of milk, and sweeten it to your taste with loaf-sugar; warm it a little, and drink half a pint as often as you please.

Another.

TAKE two ounces of raisins of the sun stoned, one ounce of brown sugarcandy, one ounce of conserve of roses, add to these a little flower of brimstone; mix all together well in a mortar, and take the quantity of a nutmeg night and morning.

To make Conserve of Hips.

GATHER the hips before they grow soft, cut off the heads and stalks, slit them in halves, and take out all the seed and white that is in them very clean, then put them in an earthen pan, and stir'em every day, else they will grow mouldy; let them stand till they are soft enough to rub thro' a coarse hair sieve; as the pulp comes, take it off the sieve; they are a dry berry, and will require pains to rub it thro'; then add its weight in sugar, and mix it well

well together without boiling, keeping it in deep gallipots for use.

To preserve Apricocks ripe.

GATHER your apricocks of a fine colour, but not too ripe ; weigh them, and to every pound of apricocks put a pound of double-refin'd sugar beaten and sifted ; stone and pare your apricocks ; as you pare them, put them into the pan you do them in, with sugar strew'd over and under them ; let them not touch one another, but put sugar between, cover them up, and let them lie till the next day ; then stir them gently, till the sugar is melted ; then put them on a quick fire, and let them boil half an hour, scumming exceeding well all the while ; then take it off, and cover it till it is quite cold, or till the next day ; then boil it again, scumming it very well till it is enough, so put it in pots.

To preserve green Apricocks.

TAKE green apricocks about the middle of *June*, or when the stone is hard ; put them on the fire in cold water three or four hours, cover them close, but first take their weight in double-refin'd sugar ; then pare them nicely, dip your sugar in water, and boil the water and sugar very well ; then put in your apricocks, and let them boil till they begin to open ; then take out the stone, and close it up again, and put them in the syrup, and let them boil till they are enough, scumming all the while ; then put 'em in pots.

To preserve the great white Plumb.

TO a pound of plumbs take three quarters of a pound of double refin'd sugar in lumps, dip your sugar in water, and boil and scum very well ; slit your plumbs down the seam, and put them into the syrup with the slit downward ; let them stew over the fire a quarter of an hour, scum very well, and take them off, and when cold, turn them, and

cover them up, and turn them in the syrup every day, two or three times a day, for five days; then put them in pots.

To make Jelly of Currants.

STRIP your currants, put them in a jug, and infuse in water; strain out the juice upon sugar; sweeten to your taste; boil it a great while, till it jellies, scumming all the while, and then put it in your glasses.

To make Apricock Chips.


PARE your apricocks, and part them in the middle; take out the stone, and cut them cross-ways pretty thin; as you cut them, strew a very little sugar over them, beaten and sifted; then set them on the fire, and let them stew gently a quarter of an hour; then take them off, cover them up, and set them by till the next day; then set them on the fire as long as before; take them out one by one, and lay them on a sieve, strew sugar on the sieve, and over them; dry them in the sun, or cool oven; turn them often; when dry, put them in boxes.

To make a Sweet-Bag for Linen.

TAKE a pound of orrice-roots, a pound of sweet calamus, a pound of cypress-roots, a pound of dried lemon-peel, a pound of dried orange-peel, a peck of dried roses, make all these into a gross powder; coriander-seed four ounces, nutmegs one ounce and half, an ounce of cloves; make all these into fine powder, and mix with the other; add musk and ambergrease; then take four large handfuls of lavender-flowers dried and rubb'd, a handful of sweet marjoram, a handful of orange-leaves, a handful of young walnut-leaves, all dry'd and rubb'd; mix all together, with some bits of cotton perfum'd with essences, and put it up into silk bags to lay with your linen.

To make the burning Perfume.

TAKE a quarter of a pound of damask-rose leaves, beat them by themselves, one ounce of orrice-root sliced very thin, and steep'd in rose-water; beat them well together, and put to it two grains of musk, as much civet, two ounces of benjamin finely powder'd; mix all together, and add a little powder'd sugar, and make them up in little round cakes, and lay them singly on papers to dry; set them in a window where the sun comes; they'll dry in two or three days. Make them in *June*.



All Sorts of Made Wines.

To make Apricock Wine.

TAKE three pounds of sugar, and three quarts of water; let them boil together, and scum it well; then put in six pounds of apricocks pared and stoned, and let them boil till they are tender; then take them up, and when the liquor is cold, bottle it up; you may, if you please, after you have taken out the apricocks, let the liquor have one boil with a sprig of flower'd clary in it; the apricocks make marmalade, and are very good for present spending.

To make Damfin Wine.

GATHER your damfins, dry and weigh them, and bruise them with your hand, put them into an earthen stein that hath a fossit; put a wreath of straw before the fossit; to every eight pound of fruit a gallon of water; boil the water, and scum it, and put it to your fruit scalding hot, and let it stand

two whole days ; then draw it off, and put it into a vessel fit for it, and to every gallon of liquor put two pound and a half of fine sugar ; let the vessel be full, and stop it close, the longer it stands the better ; it will keep a year in the vessel ; bottle it out ; the small damfin is the best : you may put a very small lump of double-refin'd sugar in every bottle.

To make Gooseberry Wine.

TAKE to every four pound of gooseberries a pound and a quarter of sugar, and a quart of fair water ; bruise the berries, and steep them 24 hours in the water, stirring them often ; then press the liquor from them, and put your sugar to the liquor ; then put it in a vessel fit for it, and when it has done working, stop it up, and let it stand a month ; then rack it off into another vessel, and let it stand five or six weeks longer ; then bottle it out, putting a small lump of sugar into every bottle ; cork your bottles well, and at three months end it will be fit to drink. In the same manner, is currant and raspberry-wine made ; but cherry-wine differs, for the cherries are not to be bruised, but stoned, and put the sugar and water together, and give it a boil and a scum, and then put in your fruit, and let it stew with a gentle fire a quarter of an hour ; then let it run thro' a sieve, without pressing, and when it is cold, put it in a vessel, and order it as your gooseberry or currant-wine. The only cherries for wine, are, the great-bearers, murrey-cherries, morrelloes, black *Flanders*, or the *John Treduskin* cherries.

Pearl Gooseberry Wine.

TAKE as many as you please of the best pearl gooseberries, and bruise them, and let them stand all night ; the next morning press or squeeze them out, and let the liquor stand to settle seven or eight hours ; then pour off the clear from the settling, and measure it as you put it into your vessel, and to every

every three pints of liquor put a pound of double refin'd sugar ; break your sugar in small lumps, and put it in the vessel, with a bit of isinglass, and stop it up, and at three months end bottle it out, putting into every bottle a lump of double-refin'd sugar. This is the fine gooseberry-wine.

To make Cherry-Brandy.

TAKE six dozen pounds of cherries, half red and half black, and mash or squeeze them with your hands to pieces, and put to them three gallons of brandy, and let them stand steeping 24 hours ; then put the mash'd cherries, and liquor, a little at a time, into a canvas bag, and press it as long as any juice will run ; sweeten it to your taste, and put it into a vessel fit for it, and let it stand a month, and bottle it out ; put a lump of loaf-sugar into every bottle.

To make Cherry-Wine.

PPULL the stalks off the cherries, and mash them without breaking the stones ; then press them hard thro' a hair bag, and to every gallon of liquor put a pound and half of six-penny-sugar ; the vessel must be full, and let it work as long as it makes a noise in the vessel ; then stop it up close for a month or six weeks ; when it is fine, draw it into bottles, put a lump of loaf-sugar into every bottle, and if any of them fly, open them all for a moment, and cork them well again ; it will not be fit to drink in a quarter of an year.

To make Currant-Wine.

TAKE four gallons of currants, not too ripe, and strip them into an earthen stein that has a cover to it ; then take two gallons and a half of water, and five pounds and a half of double-refin'd sugar ; boil the sugar and water together, and scum it, and pour it boiling hot on the currants, and let it stand 48 hours ; then strain it thro' a flannel bag

into the stein again, and let it stand a fortnight to settle, and bottle it out.

To make strong Mead.

TAKE of spring-water what quantity you please, and make it more than blood-warm, and dissolve honey in it till it is strong enough to bear an egg, the breadth of a shilling; then boil it gently, near an hour, taking off the scum as it rises; then put to about nine or ten gallons, seven or eight large blades of mace, three nutmegs quarter'd, 20 cloves, three or four sticks of cinamon, two or three roots of ginger, and a quarter of an ounce of *Jamaica* pepper; put these spices into the kettle to the honey and water, a whole lemon, with a sprig of sweet-brier, and a sprig of rosemary; tie the brier and rosemary together, and when they have boil'd a little while, take them out, and throw them away; but let your liquor stand on the spice in a clean earthen pot till the next day; then strain it into a vessel that is fit for it; put the spice in a bag, and hang it in the vessel, stop it, and at three months draw it into bottles; be sure that it is fine when it is bottled; after it is bottled six weeks, it is fit to drink.

To make small white Mead.

TAKE three gallons of spring-water, and make it hot, and dissolve in it three quarts of honey, and a pound of loaf-sugar; and let it boil about half an hour, and scum it as long as any rises; then pour it out into a tub, and squeeze in the juice of four lemons, put in the rinds of but two, 20 cloves, two races of ginger, a top of sweet-brier, and a top of rosemary; let it stand in a tub till it is but blood-warm; then make a brown toast, and spread it with two or three spoonfuls of ale-yeast, put it into a vessel fit for it; let it stand four or five days, then bottle it out.

To make Raisin Wine.

TAKE two gallons of spring-water, and let it boil half an hour; then put into a stein-pot two pounds of raisins stoned, two pounds of sugar, the rind of two lemons, the juice of four lemons; then pour the boiling water on the things in the stein, and let it stand cover'd four or five days; strain it out, and bottle it up; in 15 or 16 days it will be fit to drink; it is a very cool and pleasant drink in hot weather.

To make Shrub.

TAKE two quarts of brandy, and put it in a large bottle, and put into it the juice of five lemons, the peels of two, half a nutmeg, stop it up, and let it stand three days, and add to it three pints of white wine, a pound and half of sugar; mix it, and strain it twice thro' a flannel, and bottle it up: it is a pretty wine, and a cordial.

To make Orange Wine.

PUT 12 pounds of fine sugar, and the whites of 8 eggs well beaten, into 6 gallons of spring-water; let it boil an hour, scumming it all the time; take it off, and when it is pretty cool, put in the juice and rind of 50 *Sevil* oranges, and six spoonfuls of good ale-yeast, and let it stand two days; then put it into your vessel, with two quarts of rhenish wine, and the juice of twelve lemons; you must let the juice of lemons and wine, and two pounds of double-refin'd sugar, stand close cover'd, 10 or 12 hours, before you put it in the vessel to your orange wine, and scum off the seeds before you put it in; the lemon-peels must be put in with the oranges, half the rinds must be put into the vessel; it must stand 10 or 12 days before it is fit to bottle.

To make Birch Wine.

IN *March* bore a hole in a tree, and put in a faucet, and it will run two or three days together
• without

without hurting the tree ; then put in a pin to stop it, and the next year you may draw as much from the same hole ; put to every gallon of the liquor a quart of good honey, and stir it well together, boil it an hour, scum it well, and put in a few cloves, and a piece of lemon-peel ; when it is almost cold, put to it so much ale-yeast as will make it work like new ale ; and when the yeast begins to settle, put it in a runlet that will just hold it ; so let it stand 6 weeks, or longer if you please ; then bottle it, and in a month you may drink it ; it will keep a year or two ; you may make it with sugar, two pounds to a gallon, or something more, if you keep it long ; this is admirably wholesome, as well as pleasant, an opener of obstructions, good against the phthisick, and good against the spleen and scurvy, a remedy for the stone ; it will abate heat in a fever or thrush, and has been given with good success.

To make Sage-Wine.

BOIL 26 quarts of spring-water a quarter of an hour, and when it is blood-warm, put 25 pound of *Malaga* raisins pick'd, rubb'd, and shred into it, with almost half a bushel of red sage shred, and a porringer of ale-yeast ; stir all well together, and let it stand in a tub cover'd warm 6 or 7 days, stirring it once a day ; then strain it out, and put it in a runlet ; let it work three or four days, stop it up ; when it has stood 6 or 7 days, put in a quart or two of *Malaga* sack ; and when it is fine, bottle it.

To make Cowslip-Wine.

TO six gallons of water put 14 pounds of sugar, stir it well together, and beat the whites of 20 eggs very well, and mix it with the liquor, and make it boil as fast as possible ; scum it well, and let it continue boiling two hours ; then strain it thro' a hair sieve, and set it a cooling ; and when it is as cold as wort should be, put a small quantity of yeast to it on a toast, or in a dish ; let it stand all night working,

working, then bruise a pack of cowslips, and put them into your vessel, and your liquor upon them, and six ounces of syrup of lemons; cut a turf of grafs and lay on the bung; let it stand a fortnight, and then bottle it. Put your tap into your vessel, before you put your wine in, that you may not shake it.

To make Raspberry-Wine.

TAKE your quantity of raspberries, and bruise them, put them in an open pot 24 hours; then squeeze out the juice, and to every gallon put three pound of fine sugar, and two quarts of canary; put it into a stein or vessel, and when it hath done working, stop it close; when 'tis fine, bottle it. It must stand two months before you drink it.

To make Raspberry-Wine another way.

POUND your fruit, and strain them through a cloth; then boil as much water as juice of raspberries, and when 'tis cold put it to your squeezings: Let it stand together five hours; then strain it, and mix it with the juice, and to every gallon of this liquor put two pound and half of fine sugar: Let it stand in an earthen vessel close cover'd a week; then put it in a vessel fit for it, and let it stand a month, or till 'tis fine; bottle it off.

To make Morella Cherry-Wine.

LET your cherries be very ripe, pick off the stalks, and bruise your fruit without breaking the stones; put them in an open vessel together; let them stand twenty-four hours, then press 'em, and to every gallon put two pound of fine sugar; then put it up in your cask; and when it has done working, stop it close, let it stand three or four months, and bottle it; it will be fit to drink in two months.

To make Quince Wine.

TAKE your quinces when they are thorough ripe, wipe off the fur very clean; then take out the cores, and bruise them as you do apples for cyder, and press them, and to every gallon of juice put two pounds and a half of fine sugar, stir it together till 'tis dissolv'd; then put it in your cask, and when it has done working, stop it close; let it stand till *March* before you bottle it. You may keep it two or three years, it will be better.

Another sort of Raspberry Wine.

TAKE four gallons of raspberries, and put them in an earthen pot; and then take four gallons of water, and boil it two hours, and let it stand till 'tis blood-warm, and put it to the raspberries, and stir them well together; and let it stand 12 hours, then strain it off, and to every gallon of liquor put three pound of loaf-sugar, and set it over a clear fire, and let it boil till all the scum is taken off; and when 'tis cold put it into bottles, and open the corks every day for a fortnight, and then stop 'em close.

To make Lemon Wine.

TAKE six large lemons, pare off the rind and cut the lemons, and squeeze out the juice, and in the juice steep the rind, and put it to a quart of brandy, and let it stand in an earthen pot close stop't three days, and then squeeze six more, and mix with two quarts of spring-water, and as much sugar as will sweeten the whole, and boil the water and lemons and sugar together, and let it stand till 'tis cool; then add a quart of white-wine and the other lemon and brandy, and mix them together, and run it through a flannel bag into some vessel. Let it stand three months, and bottle it off. Cork your bottles very well, and keep it cool; it will be fit to drink in a month or six weeks.

To make Elder Wine.

TAKE twenty-five pound of *Malaga* raisins, rub them and shred them small; then take five gallons of fair water; boil it an hour, and let it stand till it is but blood-warm; then put it in an earthen crock or tub with your raisins; let them steep ten days, stirring them once or twice a day; then pass the liquor through a hair sieve, and have in readiness five pints of the juice of elder-berries drawn off as you do for jelly of currants; then mix it cold with the liquor, and stir it well together, and put it in a vessel, and let it stand in a warm place, and when it has done working, stop it close. Bottle it about *Candlemas*.

To make Barley Water.

TAKE of pearl-barley four ounces, put it in a large pipkin, and cover it with water; when the barley is thick and tender, put in more water, and boil it up again, and so do till 'tis of a good thickness to drink; then put in a blade or two of mace, or a stick of cinamon. Let it have a walm or two, and strain it out, and squeeze in the juice of two or three lemons, and a bit of the peel, and sweeten it to your taste with fine sugar; let it stand till 'tis cold, and then run it thro' a bag, and bottle it out: it will keep three or four days.

To make Barley Wine.

TAKE half a pound of *French* barley, and boil it in three waters, and save three pints of the last water, and mix it with a quart of white wine, half a pint of borage-water, as much clary-water, and a little red rose-water, the juice of five or six lemons, three quarters of a pound of fine sugar, the thin yellow rind of a lemon; brew all these quick together, run it through a strainer, and bottle it up; 'tis pleasant in hot weather, and very good in fevers.

To make Plumb-Wine.

TAKE twenty pounds of *Malaga* raisins, pick, rub, and shred them, and put them into a tub; then take four gallons of fair water, and boil it an hour, and let it stand till 'tis blood-warm; then put it to your raisins; let it stand nine or ten days, stirring it once or twice a day; strain out your liquor, and mix with it two quarts of damson juice; put it in a vessel, and when it has done working, stop it close; at four or five months bottle it.

To make Ebulum.

TO a hoghead of strong ale, take a heap'd bushel of elder-berries, and half a pound of juniper-berries beaten; put in all the berries when you put in the hops, and let them boil together till the berries break in peaces; then work it up as you do ale; when it has done working, add to it half a pound of ginger, half an ounce of cloves, as much mace, an ounce of nutmegs, and as much cinamon grossly beaten, half a pound of citron, as much eringo-root, and likewise of candied orange peel; let the sweet-meats be cut in pieces very thin, and put with the spice into a bag, and hang it in the vessel when you stop it up. So let it stand till 'tis fine, then bottle it up, and drink it with lumps of double-refin'd sugar in the glass.

To make Cock Ale.

TAKE ten gallons of ale, and a large cock, the older the better; parboil the cock, flay him, and stamp him in a stone mortar till his bones are broken (you must crawl and gut him when you flay him); then put the cock into two quarts of sack, and put to it three pounds of raisins of the sun stoned, some blades of mace, and a few cloves; put all these into a canvas bag, and a little before you find the ale has done working, put the ale and bag together into a vessel; in a week or nine days time bottle it
up;

up; fill the bottle but just above the neck, and give it the same time to ripen as other ale.

To make Elder-Wine at Christmas.

TAKE twenty pounds of *Malaga* or *Lipara* raisins, rub them clean, and shred them small; then take five gallons of water, boil it an hour, and when 'tis near cold, put it in a tub with the raisins; let them steep ten days, and stir them once or twice a day; then strain it through a hair sieve, and by infusion draw three pints of elder juice, and one pint of damson juice; make the juice into a thin syrup, a pound of sugar to a pint of juice; and not boil it much, but just enough to keep: When you have strained out the raisin-liquor, put that and the syrup into a vessel fit for it, and two pound of sugar; stop the bung with a cork, till it gathers to a head; then open it, and let it stand till it has done working; then put the cork in again, and stop it very close, and let it stand in a warm place two or three months, and then bottle it; make the elder and damson juice into syrup in its season, and keep it in a cool cellar, till you have convenience to make the wine.

To make fine Milk-Punch.

TAKE two quarts of water, one quart of milk, half a pint of lemon juice, and one quart of brandy, sugar to your taste; put the milk and water together a little warm, then the sugar, then the lemon juice, stir it well together; then the brandy; stir it again, and run it through a flannel bag till 'tis very fine; then bottle it; it will keep a fortnight or more.

To make Mead.

TO 13 gallons of water put 32 pound of honey; boil and scum it well, then take rosemary, thyme, bay-leaves, and sweet-brier, one handful all together; boil it an hour, then put it into a tub
with

with two or three good handfuls of down-ground malt : Stir it till 'tis but blood-warm, then strain it through a cloth, and put it into a tub again ; then cut a toast round a quartern loaf, and spread it over with good ale-yeast, and put it into your tub ; and when the liquor is quite over with the yeast, put it up in your vessel ; then take cloves, mace, nutmegs, an ounce and a half, ginger an ounce sliced, bruise the spice, and tie all up in a rag, and hang it in the vessel. Stop it up close for use.

Sage Wine another way.

TAKE thirty pounds of *Malaga* raisins pick'd clean, and shred small, and one bushel of green sage shred small ; then boil five gallons of water, let the water stand till 'tis luke-warm ; then put it in a tub to your sage and raisins ; let it stand five or six days, stirring it twice or thrice a day ; then strain and press the liquor from the ingredients, put it in a cask, and let it stand six months ; then draw it clean off into another vessel ; bottle it in two days ; in a month or six weeks it will be fit to drink, but best when 'tis a year old.

To make Palermo Wine.

TAKE to every quart of water a pound of *Malaga* raisins, rub and cut the raisins small, and put them to the water, and let them stand ten days, stirring it once or twice a day ; you may boil the water an hour before you put it to the raisins, and let it stand to cool ; at ten days end strain out your liquor, and put a little yeast to it ; and at three days put it in the vessel with one sprig of dried worm-wood ; let it be close stopp'd, and at three months end bottle it off.

To make Clary Wine.

TAKE twenty-four pounds of *Malaga* raisins, pick them and chop them very small, put them in a tub, and to each pound a quart of water ; let them

them steep ten or eleven days, stirring it twice every day; you must keep it covered close all the while; then strain it off, and put it into a vessel, and about half a peck of the tops of clary when 'tis in blossom; stop it close for six weeks, and then bottle it off; in two or three months 'tis fit to drink. 'Tis apt to have a great settlement at bottom, therefore 'tis best to draw it off by plugs, or tap it pretty high.

To recover Wine that is turned sharp.

RACK off your wine into another vessel, and to ten gallons put the following powder; take oyster-shells, scrape and wash off the brown dirty outside of the shell; then dry them in an oven till they will powder, a pound of this powder to every nine or ten gallons of your wine: stir it well together, and stop it up, and let it stand to settle two or three days, or till 'tis fine: as soon as 'tis fine, bottle it off, and cork it well.

To fine Wine the Lisbon way.

TO every twenty gallons of wine take the whites of ten eggs, and a small handful of salt; beat it together to a froth, and mix it well with a quart or more of the wine; then pour it into the vessel, and in a few days it will be fine.

To clear Wine.

TAKE half a pound of hartshorn, and dissolve it in cyder, if it be for cyder, or rhenish-wine for any liquor. This is enough for a hoghead.

To make Raisin Wine.

TAKE the best *Malaga* raisins, and pick the large stalks out, and have your water ready boil'd and cold; measure as many gallons as you design to make, and put it into a great tub, that it may have room to stir: to every gallon of water put six pounds of raisins, and let it stand fourteen days,

days, stirring it twice a day; when you strain it off, or press it, you must do nothing to it, but leave enough to fill up your cask, which you must do as it wastes: it will be two months or more before it has done working; you must not stop it while you hear it hiss.

To make Orange Wine with Raisins.

TAKE thirty pounds of new *Malaga* raisins, pick them clean, and chop them small; you must have twenty large Seville oranges, ten of them you must pare as thin as for preserving. Boil about eight gallons of soft water, till a third part be consumed; let it cool a little, then put five gallons of it hot upon your raisins and orange-peel; stir it well together, cover it up, and when 'tis cold, let it stand five days, stirring it up once or twice a day; then pass it through a hair sieve, and with a spoon press it as dry as you can, and put it in a runlet fit for it, and put to it the rinds of the other ten oranges, cut as thin as the first; then make a syrup of the juice of twenty oranges, with a pound of white sugar. It must be made the day before you tun it up; stir it well together, and stop it close: let it stand two months to clear, then bottle it up; it will keep three years, and is better for keeping.

To make Cherry Wine.

PPULL off the stalks of the cherries, and mash them without breaking the stones; then press them hard thro' a hair bag, and to every gallon of liquor put two pounds of eight-penny sugar. The vessel must be full, and let it work as long as it makes a noise in the vessel; then stop it up close for a month or more, and when 'tis fine, draw it into dry bottles, and put a lump of sugar into every bottle. If it makes them fly, open them all for a moment, and stop them up again; it will be fit to drink in a quarter of a year.

To make Gooseberry Wine.

BOIL eight gallons of water and one pound of sugar an hour, scum it well, and let it stand till 'tis cold; then to every quart of that water allow three pounds of gooseberries, first beaten or bruised very well; let it stand twenty-four hours; then strain it out, and to every gallon of this liquor put three pounds of seven-penny sugar; let it stand in the fat twelve hours; then take the thick scum off, and put the clear into a vessel fit for it, and let it stand a month; then draw it off, and rinse the vessel with some of the liquor, and put it in again, and let it stand four months, and bottle it.

To make Frontiniac Wine.

TAKE six gallons of water and twelve pounds of white sugar, and six pounds of raisins of the sun cut small; boil these together an hour; then take of the flowers of elder, when they are falling, and will shake off, the quantity of half a peck; put them in the liquor when 'tis almost cold; the next day put in six spoonfuls of syrup of lemons, and four spoonfuls of ale-yeast, and two days after put it in a vessel that is fit for it, and when it has stood two months, bottle it off.

To make English Champagne, or the fine Currant Wine.

TAKE to three gallons of water nine pounds of *Lisbon* sugar; boil the water and sugar half an hour, scum it clean, then have one gallon of currants pick'd, but not bruised; pour the liquor boiling-hot over them, and when cold, work it with half a pint of balm two days; then pour it through a flannel or sieve, then put it into a barrel fit for it, with half an ounce of isinglass well bruised; when it has done working, stop it close for a month, then bottle it, and in every bottle put a very small lump

of double-refin'd fugar ; this is excellent wine, and has a beautiful colour.

To make Saragossa Wine, or English Sack.

TO every quart of water put a sprig of rue, and to every gallon a handful of fennel-roots ; boil these half an hour, then strain it out, and to every gallon of this liquor put three pound of honey, boil it two hours, and scum it well, and when it is cold, pour it off, and tun it into a vessel, or such cask as is fit for it : keep it a year in the vessel, and then bottle it ; it is a very good sack.

To make Cyder.

PULL your fruit before it is too ripe, and let it lie but one or two days, to have one good sweat ; your apples must be pippins, pearmaines, or harveys (if you mix winter and summer fruit together, it is never good) ; grind your apples, and press it ; and when your fruit is all press'd, put it immediately into a hogshhead, where it may have some room to work, but no vent, but a little hole near the hoops but close bung'd ; put three or four pound of raisins into a hogshhead, and two pound of fugar, it will make it work better ; often racking it off is the best way to fine it, and always rack it into small vessels, keeping them close bung'd, and only a small vent-hole ; if it should work after racking, put into your vessel some raisins for it to feed on ; and bottle it in *March*.

To make the fine Clary-wine.

TO ten gallons of water put 25 pound of fugar, and the whites of 12 eggs well beaten ; set it over the fire, and let it boil gently near an hour ; scum it clean, and put it in a tub, and when it is near cold, then put into the vessel you keep it in, about half a strike of clary in the blossom, stript from the stalks, flowers and little leaves together, and a pint of new ale-yeast ; then put in the liquor, and stir it two or three times a-day for three days ; when
it

it has done working, stop it up; and bottle it at three or four months old, if it is clear.

To make Currant-wine.

GATHER your currants full ripe, strip them and bruise them in a mortar, and to every gallon of the pulp put two quarts of water, first boil'd, and cold; you may put in some rasps, if you please; let it stand in a tub 24 hours to ferment, then let it run thro' a hair sieve; let no hand touch it, let it take its time to run; and to every gallon of this liquor put two pounds and a half of white sugar; stir it well, and put it in your vessel, and to every six gallons put in a quart of the best rectified spirit of wine; let it stand six weeks, and bottle it; if it is not very fine, empty it into other bottles, or at first draw it into large bottles; and then, after it has stood a fortnight, rack it off into smaller.

To make Elder-flower-wine.

TAKE two large handfuls of dry'd elder-flowers, and ten gallons of spring-water; boil the water, and pour it scalding hot upon the flowers; the next day put to every gallon of water five pound of *Malaga* raisins, the stalks being first pick'd off, but not wash'd; chop them grossly with a chopping-knife, then put them into your boil'd water, and stir the water, raisins and flowers well together; and so do twice a-day for twelve days; then press out the juice clear, as long as you can get any liquor out; then put it in your barrel fit for it, and stop it up two or three days, till it works; and in a few days stop it up close, and let it stand two or three months, till it is clear, then bottle it.

To make Elder-wine.

TAKE spring-water, and let it boil half an hour; then measure five gallons, and let it stand to cool; then have in readiness 20 pound of raisins of the sun well pick'd and rubb'd in a cloth, and hack

them so as to cut them, but not too small; then put them in, the water being cold, and let them stand nine days, stirring them two or three times a-day; then have ready six pints of juice of elder-berries full ripe, which must be infused in boiling water, or baked three hours; then strain out the raisins, and when the elder-liquor is cold, mix that with it; but it is best to boil up the juice to a syrup, a pound of sugar to every pint of juice; boil and scum it, and when cold, mix it with your raisin-liquor, and three or four spoonfuls of good ale-yeast; stir it well together, then tun it up in a vessel fit for it; let it stand in a warm place to work, and in your cellar five or six months.

To make Gooseberry-wine.

TAKE 24 quarts of gooseberries full ripe, and 12 quarts of water, after it has been boiled two hours; pick and bruise your gooseberries one by one in a platter with a rolling-pin as little as you can, so they be all bruised; then put the water when it is cold on your mash'd gooseberries, and let them stand together 12 hours; and when you drain it off, be sure to take none but the clear; then measure the liquor, and to every quart of that liquor put 3 quarters of a pound of fine sugar, the one half loaf-sugar; let it stand to dissolve six or eight hours, stirring it two or three times; then put it in your vessels, with two or three spoonfuls of the best new yeast; stop it easy at first, that it may work if it will; and when you see it has done working, or will not work, stop it close, and bottle it in frosty weather.

Mountain Wine.

PICK out the big stalks of your *Malaga* raisins, then chop them very small, 5 pounds to every gallon of cold spring-water; let them steep a fortnight or more, squeeze out the liquor, and barrel it in a vessel fit for it; first fume the vessel with brimstone; don't stop it up till the hissing is over.

Lemon-

*Lemon-wine ; or, What may pass for
Citron-water.*

TAKE two quarts of brandy, and one quart of spring-water, half a pound of double-refin'd sugar, and the rinds of 16 lemons; put them together in an earthen pot, and pour into it 12 spoonfuls of milk boiling hot; stir it together, and let it stand three days; then take off the top, and pass the other two or three times thro' a jelly-bag; bottle it; it is fit to drink, or will keep a year or two.

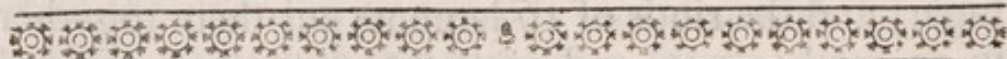
To make Strong-beer.

TO a barrel of beer, take two bushels of malt, and half a bushel of wheat, just crack'd in the mill, and some of the flour sifted out of it; when your water is scalding hot, put it in your mashing-fat; there let it stand till you can see your face in it; then put your malt upon it, then put your wheat upon that, and do not stir it; let it stand two hours and a half, then let it run into a tub that has two pound of hops in it, and a handful of rosemary flowers; and when it is all run, put it in your copper, and boil it two hours; then strain it off, setting it a cooling very thin, and set it a working very cool; clear it very well before you put it a working, put a little yeast to it; when the yeast begins to fall, put it into your vessel, and when it has done working in the vessel, put in a pint of whole wheat, and six eggs; then stop it up, let it stand a year, and then bottle it; then mash again, stir the malt very well in, and let it stand two hours, and let that run, and mash again, and stir it as before; be sure you cover your mashing-fat well up; mix the first and second running together, it will make good household beer.

To make Elder-Ale.

TAKE ten bushels of malt to a hoghead, then put two bushels of elder-berries, pick'd from
Q 4 the

the stalks, into a pot or earthen pan, and set it in a pot of boiling water till the berries swell; then strain it out, and put the juice into the guile-fat, and beat it often in; and so order it as the common way of brewing.



All Sorts of Cordial-waters.

The great Palsy-water.

TAKE of sage, rosemary, and betony-flowers, of each half a handful; borage, and bugloss-flowers, of each a handful; of lily of the valley and cowslip-flowers, of each four or five handfuls; steep these in the best spirit of sack, every thing in their season, till all is in; then put to them balm, spike-flowers, mother-wort, bay-leaves, leaves of orange-tree, with the flowers, of each one ounce; then put in citron-peel, piony-seeds, and cinamon, of each half an ounce; nutmegs, cardamums, mace, cubebs, yellow-sanders, of each half an ounce; lignum aloes, one dram; make all these into powder; then add jujubes, the stones taken out, and cut in pieces, half a pound; then add pearl prepar'd, smaragdes, musk and saffron, of each ten grains; ambergrease one scruple, red roses dry'd one ounce; as many lavender-flowers, stript from their stalks, as will fill a gallon glass; steep all these a month, and distil them in an alembick very carefully; after it is still'd, hang a bag in it with these ingredients in it, pearl prepar'd, smaragdes, musk and saffron, of each ten grains; ambergrease one scruple; red roses dry'd, red and yellow sanders, of each one ounce; hang them in a white sarsnet bag in the water, stop it close. The virtues of this water: It is of excellent use in all

all swoonings, in weakness of heart, and decay of spirits ; it restores speech in apoplexies and palsies, it helps all pains in the joints coming of cold or bruises, bathing the place outwardly, and dipping cloths, and laying on it ; it strengthens and comforts all vital and animal spirits, and cleareth the external senses, strengthening the memory ; restoreth lost appetite, helpeth all weakness of the stomach ; both taken inwardly, and bathed outwardly, it taketh away giddiness of the head, and helpeth hearing ; it makes a pleasant breath ; it helpeth all cold dispositions of the liver, and beginning of dropfies ; none can sufficiently express the virtues of this water : when it is taken inwardly, drop 10 or 12 drops on a lump of sugar, or a bit of bread, or in a dish of tea ; but in a fit of the palsy, give so much every hour to restore speech. Add to the rest of the flowers single wall-flowers, and the roots and flowers of single pionies, and mistletoe of the oak, of each a good handful.

The Lady Hewet's Water.

TAKE red sage, betony, spearmint, unset hyssop, fetwell, thyme, balm, pennyroyal, celandine, water-creffes, hearts-ease, lavender, angelica, germander, calamint, tamarisk, coltsfoot, avens, valerian, saxifrage, pimpernel, vervain, parsley, rosemary, savory, scabius, agrimony, mother-thyme, wild marjoram, *Roman* wormwood, carduus benedictus, pellitory of the wall, field-daiesies, flowers and leaves ; of each of these herbs take a handful, after they are pick'd and wath'd ; of rue, yarrow, comfry, plantane, camomile, maiden-hair, sweet-marjoram, dragons, of each of these a handful before they are wash'd or pick'd ; red rose-leaves and cowslip-flowers, of each half a peck ; rosemary-flowers a quarter of a peck, hartshorn two ounces, juniper-berries one dram, china-roots one ounce, comfry-roots slic'd, aniseeds, fennel-seeds, caraway-seeds, nutmegs, ginger, cinamon, pepper, spikenard, parsley-seeds, cloves

cloves and mace, aromaticum rosarum three drams, saffrafras slic'd half an ounce, elecampane-roots, melilot-flowers, calamus-aromaticus, cardamums, lignum-aloes, rhubarb slic'd thin, galingal, veronica, lodericum, cubebs grains, of each of these two drams; the cordials, bezoar 30 grains, musk 24 grains, ambergase 20 grains, flour of coral two drams, flour of amber one dram, flour of pearl two drams, gold four leaves, saffron in a little bag two drams, white sugarcandy one pound; wash the herbs, and swing them in a cloth till they are dry; then cut them, and put them into an earthen pot; and in the midst of the herbs put the seeds, spices and drugs, being bruised; then put thereto such a quantity of sherry-sack as will cover them, so let them steep 24 hours; then distil it in an alembick, and make two distillings of it, from each of which draw three pints of water; mix it all together, and put it into quart bottles; and divide the cordials into three parts, and put into each bottle of water a like quantity; shake it often together at the first; the longer you keep it, the better it will be. There never was a better cordial in cases of the greatest illness; two or three spoonfuls almost revive from death.

The Lady Allen's Water.

TAKE of balm, rosemary, sage, carduus, wormwood, dragons, scordium, mugwort, scabius, tormentil-roots and leaves, and angelica-roots and leaves, marigold-flowers and leaves, betony-flowers and leaves, centaury-tops, pimpernel, wood-forrel, or other forrel, rue, agrimony, rosa solis, of every one of these half a pound; liquorice four ounces, elecampane-roots two ounces; wash the herbs, shake and dry them in a cloth; then shred them, and slice the roots, and put all into three gallons of the best white-wine; and let them stand close cover'd two days and two nights, stirring them morning and evening; then take out some of the herbs, lightly squeezing them with your hands, and fill a still full; let

let them still twelve hours in a cold still with a reasonable quick fire ; then put the rest of the herbs and the wine in an alembick, and distil them till all the strength is out of the herbs and wine ; mix all the water in both stills together, sweeten some, but not all ; for cases of great illness, warm some of that unsweeten'd blood-warm, and put it in a little syrup of gilliflowers, and go to bed, covering warm. This is a very excellent water.

Plague-water.

TAKE rosa solis, agrimony, betony, scabius, centaury-tops, scordium, balm, rue, wormwood, mugwort, celandine, rosemary, marigold-leaves, brown sage, burnet, carduus, and dragons, of each a large handful ; and angelica-roots, piony-roots, tormentil-roots, elecampane-roots and liquorice, of each one ounce ; cut the herbs, and slice the roots, and put them all into an earthen pot, and put to them a gallon of white wine and a quart of brandy, and let them steep two days close cover'd ; then distil it in an ordinary still with a gentle fire ; you may sweeten it, but not much.

Dr. Stevens's Water.

TAKE a gallon of the best *Gascoigne* wine or sack, then take of ginger, galengal, cinamon, nutmegs, cloves, mace, aniseeds, caraway-seeds, coriander-seeds, of every of those one dram ; then take sage, mint, red rose-leaves, thyme, pellitory of the wall, pot-marjoram, rosemary, pennyroyal, wild thyme, common lavender, of each of these one handful ; bruise the spice and seeds, and stamp the herbs, and put them all into the wine, and let it stand close cover'd 12 hours, stirring it often ; then still it in an alembick, and mix it as you please.

To make Aqua Mirabilis.

TAKE cubebs, cardamums, galengal, cloves, mace, nutmegs, cinamon, of each two drams, bruised

bruised small ; then take of the juice of celandine one pint, the juice of spearmint half a pint, the juice of balm half a pint, melilot-flowers, cowslip-flowers, rosemary-flowers, borage and bugloss-flowers, and marigold-flowers, of each three drams ; fennel-seed, coriander-seed and caraway-seed, of each two drams ; two quarts of the best sack, one quart of white-wine, one pint of brandy, one pint of the strongest angelica-water, and one pint of red rose-water ; bruise the spices and seeds, and steep them with the herbs, flowers, juices, waters, sack, white-wine and brandy all night ; in the morning distil it in a common still, pasted up ; from this quantity draw off a gallon at least ; sweeten it to the taste with sugarcandy ; bottle it up, and keep it in sand, or very cool.

A Tincture of Ambergrease.

TAKE ambergrease and musk, of each one ounce, and put to them a quarter of a pint of spirit of wine ; stop it close, tie it down with leather, and set it in horse-dung 10 or 12 days.

To make Orange or Lemon-water.

TO 100 oranges or lemons you must have three gallons of brandy, and two quarts of sack ; pare off the outer rinds very thin, and steep them in the brandy one night ; the next day distil them in a cold still, a gallon with the proportion of peels is enough for one still, and of that you may draw off between three and four quarts ; draw it off till you taste it begin to be sourish ; sweeten it to your taste with double-refin'd sugar ; mix first, second and third running together ; if it is lemon-water, it should be perfum'd ; put two grains of ambergrease, and one of musk, ground fine, tie it in a rag, and let it hang five or six days in a bottle, and then put it in another, and so for a great many if you please, or else you may put three or four drops of tincture of ambergrease in it ; cork it very well : the orange is an
excellent

excellent water for the stomach, and the lemon is a fine entertaining water.

King Charles II.'s Surfeit-water.

TAKE a gallon of the best aqua-vitæ, and a quart of brandy, and a quart of aniseed-water, a pint of poppy-water, and a pint of damask rose-water; put these in a large glass jar, and put to it a pound of fine powder'd sugar, a pound and half of raisins stoned, a quarter of a pound of dates stoned and sliced, one ounce of cinamon bruised, cloves one ounce, four nutmegs bruised, one stick of liquorice scrap'd and slic'd; let all these stand nine days close cover'd, stirring it three or four times a-day; then add to it three pound of fresh poppies, or three handfuls of dry'd poppies, a sprig of angelica, two or three of balm; so let it stand a week longer, then strain it out and bottle it.

The Walnut-water.

TAKE a peck of walnuts in *July*, and beat them pretty small; then put to them two quarts of clovegilliflowers, two quarts of poppy-flowers, two quarts of cowslip-flowers dry'd, two quarts of marigold-flowers, two quarts of sage-flowers, two quarts of borage-flowers; then put to them two ounces of mace beaten, two ounces of nutmegs bruised, and one ounce of cinamon bruised; steep all these in a pot with a gallon of brandy, and two gallons of the strongest beer; let it stand 24 hours, and still it off.

To make Orange-flower Brandy.

TAKE a gallon of *French* brandy, and put it in a bottle that will hold it; then boil a pound of orange-flowers a little while, and put them to the brandy; save the water, and with that make a syrup to sweeten it.

A Cordial-water that may be made in Winter.

TAKE three quarts of brandy or sack, put two handfuls of rosemary and two handfuls of balm to it, chopt pretty small, 1 ounce of cloves, 2 ounces of nutmegs, 3 ounces of cinamon; beat all the spices grossly, and steep them with the herbs in the wine; then put it in a still pasted up close; save near a quart of the first running, and so of the second, and of the third; when 'tis distill'd, mix it all together, and dissolve about a pound of double-refin'd sugar in it, and when 'tis settled, bottle it up.

The Golden Cordial.

TAKE two gallons of brandy, two drams and a half of double-perfum'd alkermes, a quarter of a dram of oil of cloves, one ounce of spirit of saffron, 3 pound of double-refin'd sugar powder'd, a book of leaf-gold. First put your brandy into a large new bottle; then put three or four spoonfuls of brandy in a *China* cup, mix your alkermes in it; then put in your oil of cloves, and mix that, and do the like to the spirit of saffron; then pour all into your bottle of brandy, then put in your sugar, and cork your bottle, and tie it down close; shake it well together, and so do every day for two or three days, and let it stand about a fortnight; you must set the bottle so, that when 'tis rack'd off into other bottles, it must only be gently tilted; put into every bottle two leaves of gold cut small; you may put one or two quarts to the dregs, and it will be good, tho' not so good as the first.

The Fever-water.

TAKE of *Virginia* snake-root six ounces, carduus-seeds four ounces, and marigold-flowers four ounces, twenty green walnuts, carduus-water still'd two quarts, as much hot poppy-water, two ounces of hartshorn; slice the walnuts, and steep all
in

in the waters a fortnight ; then add to it an ounce of *London* treacle, and distil it all in an alembick pasted up ; three drops of spirit of amber in three spoonfuls of this water will deliver a woman of a dead child.

To make the first Liquid Laudanum.

TAKE a quart of sack, and half a pint of spirit of wine, and four ounces of opium, two ounces of saffron ; slice the opium, and pull the saffron, and put it in a bottle with the sack, and spirit of wine, and one ounce of salt of tartar, and of cinnamon, cloves and mace, of each a dram ; cork and tie down the bottle, and set it in the sun or by the fire twenty days ; pour it off the dregs, and 'tis fit to use, ten, fifteen, twenty, or twenty-five drops.

A fine Cordial-water.

BEAT two pounds of double-refin'd sugar very well, and put to it a gallon of the best brandy, stirring it a good while all one way ; then put confection of alkermes one dram, oil of cloves one dram, spirit of saffron one ounce ; then stir it one way for a quarter of an hour, then add three sheets of leaf-gold, and bottle it up ; it will keep as long as you please.

To make Spirit of Caraways.

TAKE of caraway-comfits two pounds, put them into a glass bottle with a wide mouth, put upon the caraways spirits of wine as much as will cover them, one dram of ambergrease rubb'd to powder, with as much fine sugar, and tied up in a rag, and hang it in the bottle ; and let this stand three months close stoppt, then pour off the spirit clear from the seeds ; take a little of this dropt in beer or ale, for wind or pain in the bowels.

To cure Spleen or Vapours.

TAKE an ounce of the filings of steel, two drams of gentian sliced, half an ounce of carduus-seeds bruised, half a handful of centaury tops; infuse all these in a quart of white-wine 4 days, and drink four spoonfuls of the clear every morning fasting two hours after it, and walking about; if it binds too much, take once or twice a week some little purging thing to carry it off.

Hysterical Water.

TAKE zedoary, roots of lovage, seeds of wild parsnips, of each two ounces, roots of single piony 4 ounces, of mistletoe of the oak 3 ounces; myrrh a quarter of an ounce, castor half an ounce; beat all these together, and add to them a quarter of a pound of dried millepedes, pour on these 3 quarts of mugwort-water, and 2 quarts of brandy. Let them stand in a close vessel 8 days, then distil it in a cold still pasted up; you may draw off 9 pints of water, sweeten it to your taste, and mix all together: This is an excellent water to prevent fits, or to be taken in faintings.

A Stone Water.

TAKE beans in pod, and cut them in small pieces, fill good part of an ordinary still with them, and put to them two good handfuls of yarrow, and distil them together in a cold still; let the party drink a glass when in pain, and at the changes of the moon.

To make Poppy Brandy.

TAKE six quarts of the best and freshest poppies, and cut off the black ends of them, and put them in a glass jar that will hold two gallons, and press them in it; then pour over it a gallon of brandy, stop the glass very well, and set it in the sun for a week or more; then squeeze out the poppies with
your

your hand, and sweeten it to your taste with double-refin'd sugar, and put to it an ounce and half of al-kermes perfum'd; mix it well together, and bottle it up. This is in imitation of red rosa-folis.

To make Cherry Brandy.

TO every four quarts of brandy, put four pounds of red cherries, two pounds of black, and one quart of raspberries, a few cloves, a stick of cinamon, and a bit of orange-peel; let these stand a month close stopp'd, then bottle it off; put a lump of sugar into every bottle.

To make Citron Water.

TO a gallon of brandy take ten citrons, pare the outside rinds of the citrons, dry the rinds very well; then beat the remaining part of the citrons all to mash, in a mortar; and put it into the brandy, stop it close, and let it stand nine days; then distil it, then take the rinds that are dry, and beat them to powder, and infuse them nine days in the spirit, and distil it over again; sweeten it to your taste with double-refin'd sugar; let it stand in a large jug for three weeks; then rack it off into bottles. This is the true *Barbados* receipt for citron water.

Stitch Water.

TAKE a gallon of new ale-wort, and put to it as much stone-horse dung from the horse as will make it pretty thick; add to this a pound of *London* treacle, two penny-worth of ginger sliced, and six penny-worth of saffron; mix these together, and distil off in a cold still. Take three or four spoonfuls at a time.

To make Caraway Brandy.

STEEP an ounce of caraway-seeds, and six ounces of sugar, in a quart of brandy; let it steep nine days, and clear it off. 'Tis a good cordial.

The Saffron Cordial.

FILL a large still with marigold flowers, and strew on it an ounce of case nutmegs, that is, the nutmegs that have the mace on them; beat them grossly, and take an ounce of the best *English* saffron, pull it, and mix it with the flowers; then take three pints of muscadine or tent, or *Malaga* sack, and with a sprig of rosemary dash it on the flowers; then distil it off with a slow fire, and let it drop on white sugar-candy; draw it off till it begins to be sour, save a pint of the first running to mix with other waters on an extraordinary occasion; mix the rest together to drink by itself. This cordial is excellent in fainting, and for the small-pox or ague; take five or six spoonfuls at a time.

The fine Clary-water.

TAKE a quart of borage-water, and put it in an earthen jug, and fill it with two or three quarts of clary-flowers fresh gather'd; let it infuse an hour over the fire in a kettle of water; then take out the flowers, and put in as many fresh flowers; and so do, for six or seven times together; then add to that water two quarts of the best sack, and a gallon of fresh flowers, and two pounds of white sugar-candy beaten small; and distil it all off in a cold still: Mix all the water together when 'tis still'd, and sweeten it to your taste with the finest sugar. This is a very wholesome water, and the fine entertaining water. Cork the bottles well, and keep it cool.

To make Spirit of Saffron.

TAKE four drams of the best saffron; open it, and pull it asunder, and put it in a quart bottle, and pour on it a pint of the ordinary spirit of wine, that of twelve-pence a quart; and add to it half a pound of white sugar-candy beaten small; stop it close with a cork, and a bladder tied over it; set
it

it in the sun, and shake it twice a day, till the candy is dissolv'd, and the spirit is of a deep orange colour; let it stand two days longer to settle, and clear it off in another bottle, and keep it for use. A small spoonful for a child; and a large one for a man or woman. 'Tis excellent in any pestilential disease. 'Tis good against colds, or the consumptive cough.

Black-Cherry Water for Children.

TAKE six pounds of black cherries, and bruise them small; then put to them the tops of rosemary, sweet-marjoram, spearmint, angelica, balm, marigold-flowers, of each a handful; dried violets, one ounce; aniseeds, and sweet fennel-seeds, of each half an ounce bruised. Cut the herbs small, and mix all together, and distil them off in a cold still. This water is excellent for children, giving them two or three spoonfuls at a time.

To make Gripe-water.

TAKE two dozen bunches of penny-royal, shred grossly; then take coriander-seeds, aniseeds, sweet fennel-seeds, caraway-seeds; bruise them all, and put them to the herbs in an earthen pot; mix them together, and sprinkle on them a quart of brandy; let them stand all night; the next day distil it off, and take six, seven, or eight spoonfuls of this water, sweeten'd with syrup of gilliflowers. Drink it warm, and go to bed; cover very warm, to sweat if you can; and drink some of it as long as the gripes continue.

To make the Dropsy-water.

TAKE a bushel of pick'd elderberries, put them in a large tub; put in as much water or strong beer as will cover them, and put in a quart of ale-yeast, and a piece of leaven as big as a penny loaf; break it to pieces, and stir it together once or twice a day, for eight days together; then put them in a

pot, and distil it off in an alembick ; draw off a gallon of water from this quantity. It must be drank three times a day ; in the morning fasting, before dinner, and last at night, till you have drank up the quantity.

Lily of the Valley Water.

TAKE the flowers of lily of the valley, and distil them in sack, and drink a spoonful or two, as there is occasion. It restores speech to those who have the dumb palsey, or apoplexy : It is good against the gout ; it comforts the heart, and strengthens the memory ; it helps the inflammations of the eyes, being dropt into them ; and the flowers put into a glass close stoppt, and set into a hill of ants for a month ; then take it out, and you will find a liquor that comes from the flowers, which keep in a phial ; it easeth the pains of the gout, the place affected being anointed therewith.

To make Vertigo-water.

TAKE the leaves of red sage, cinquefoil, sandine and wood-betony, of each a good handful ; boil them in a gallon of spring-water, till it comes to a quart ; when 'tis cold, put into it a pennyworth of roach-allum, then bottle it up. When you use it, put a little of it in a spoon, or in the palm of your hand, and snuff it up. Go not into the air presently. It must be made between the first and tenth of May.

Dr. Burgess's Antidote against the Plague.

TAKE three pints of muscadine, and boil therein one handful of sage, as much rue, angelica roots one ounce, zedoary-roots one ounce, *Virginia* snake-root half an ounce, saffron twenty grains. Let all these boil till a pint be consumed ; then strain it, and set it over the fire again, and put therein two penny-worth of long pepper, half an ounce of ginger, as much nutmegs. Beat all the spices, and let

let them boil together a little, and put thereto a quarter of an ounce of mithridate, and as much *Venice-treacle*, and a quarter of a pint of the best angelica-water. Take it warm both morning and evening, two spoonfuls, if already infected; if not infected, one spoonful is enough for a day: Half a spoonful in the morning, and as much at night. This had great success, under God, in the plague; 'tis good likewise against the small-pox, or any other pestilential disease.

The Lady Onflow's Water for the Stone.

TAKE as much saxifrage, as being distill'd will yield two quarts of water; then take a peck of hog's haws, and bruise them well; then take filipendula and parsley of each three handfuls, parsley of breakstone and mother-thyme, of each two handfuls; marshmallow-roots, parsley-roots, of each one handful; four large horse-radish-roots, red nettle-seed and burdock-seed, of each one ounce; bruise the seeds, cut the herbs, and slice the roots, and mix 'em well together with three quarts of white-wine, and as much new milk from the cow. So distil them and the saxifrage-water together in a cold still, and draw it off as long as any water will come; the saxifrage must be distill'd in *May*, and the other water the latter end of *September*, or *October*, when the haws are ripe. Let the person, when the fit of the stone cometh, take three or four spoonfuls of white-wine, and as much of this water mix'd together: if the distemper abate not, take six spoonfuls of this water once in two hours till 'tis removed. You may, if you please, sweeten it with syrup of marshmallows.

Centaurry-water.

TAKE one pound of gentian, and six pounds of green centaury; beat the gentian, and shred the centaury, and put them into an earthen pot, and put to them as much white-wine as will cover

them, let it stand five days and distil it in an ordinary still. This is an excellent water. Take three or four spoonfuls at a time in a morning, and fast 2 hours after it, and use exercise; likewise take it at night an hour or two before you go to bed.

To make Hiera-picra.

TAKE a dram of hiera-picra, and a dram of cochineal, and two drams of aniseeds; beat them all very fine; then put them into a bottle with a pint of the best sack, and a pint of brandy; shake them well together five or six days; then let it stand to settle 12 hours, so pour it off into another bottle clear from the dregs, and keep it for use. It is very good against the colick or stomach-ach, and removes any thing that offends the stomach. Take four spoonfuls of it fasting, and fast two hours after it. You must take it constantly three weeks or a month; and it is well to drink the following drink after it:

Take new-lay'd eggs, and break them; save the shells, and pull off the skin that is in the inside; dry the shells, and beat them to powder; sift them, and put six spoonfuls of this powder into a quart of these waters, half a pint of fennel-water, half a pint of parslly-water, half a pint of mint-water, half a pint of black-cherry-water. Take a quarter of a pint at a time, shaking the glass when you pour it out. Take this three times a day, at eleven in the morning, at 3 in the afternoon, and eight at night; and you should take it as long as you take the *Hiera-picra*.

To make Lime-water.

TAKE a pound of unslack'd lime, and put it into an earthen jug well glaz'd, and put to it a gallon of spring-water boiling hot; cover it close till it is cold; then scum it clean, and let it stand two days; then pour it clear off into glass bottles, and keep it for use; the older the better. The virtues are as follow:

For

For a fore, warm some of the water, and wash the fore well with it for half an hour; then lay a plaister on the fore of some gentle thing, and lay a cloth over the plaister, 4 or 5 doubles wet with this water; and as it dries, wet it again, and it will heal it.

For a flux or looseness, take 2 spoonfuls of it cold, in the morning, and 2 at night as you go to bed; do this 7 or 8 days together for a man or woman; but if for a child, one spoonful at a time is enough; and if very young, half a spoonful at a time. It will keep 20 years, and no one who has not experienc'd it, knows the virtues of it.

A Milk-water for a cancerous Breast.

TAKE six quarts of new milk, and four handfuls of cranes-bill, that sort of it that has little buds on it, and is long in the stalk, and four hundred of wood-lice; distil this in a cold still with a gentle fire; then take one ounce of crabs-eyes, and half an ounce of white sugar-candy, both in fine powder; mix them together, and take a dram of the powder in a quarter of a pint of the milk-water in the morning, at twelve at noon, and at night. Continue taking this three or four months. It is an excellent medicine.

Cock-water for a Consumption.

TAKE an old red cock from a barn-door. pull him alive, then kill him and quarter him, and with clean cloths wipe the blood from him; then put the quarters into a cold still, and part of a leg of veal, and put to them two quarts of old *Malaga* sack, a handful of thyme, as much sweet-marjoram and rosemary, two handfuls of pimpernel, four of dates ston'd and slic'd, one pound of currants, as many raisins of the sun ston'd, a pound of sugar-candy finely beaten; when all is in, paste up the still; let it stand all night, the next morning still it, and mix the water together, and sweeten it to your taste with white sugar-candy. Drink 3 or 4 spoon-

fuls an hour before dinner and supper. Distil this water in *May*.

Another Water against a Consumption.

TAKE a pound of currants, and of harts-tongue, liverwort and speedwell, of each a large handful; then take a peck of snails, lay them all night in hyssop, the next morning rub and bruise them, and distil all in a gallon of new milk; sweeten it with white sugar-candy, and drink of this water 2 or 3 times a day, a quarter of a pint at a time. It has done great good.

Another Water against a Consumption.

TAKE three pints of the best canary, and a pint of mint-water, three ounces of candy'd eringo-roots, three ounces of dates, a quarter of an ounce of mace, three ounces of *China*-roots, three ounces of raisins ston'd; infuse these twelve hours in an earthen pot close cover'd over a gentle fire; when it is cold, strain it out, and keep it in a clean pan or glass jar for use; then make about a quart of plain jelly of harts-horn, and drink a quarter of a pint of this liquor with a large spoonful of jelly night and morning for 2 or 3 months together.

A Water to strengthen the Sight.

TAKE rosemary-flowers, sage, betony, rue, and succory, of each one handful; infuse these in two quarts of sack, and distil them in an alembick. The dose is a spoonful in the morning, fasting, till the water is done.

Rue-water, good for Fits of the Mother.

TAKE of rue, green walnuts, of each a pound, figs a pound and a half; bruise the rue and walnuts, slice the figs in thin slices, and lay them between the rue and walnuts, and distil it off; bottle it up, and keep it for use. Take a spoonful or two, when there is any appearance of a fit.

An opening Drink.

TAKE pennyroyal, red sage, liverwort, horehound, maidenhair, hyssop, of each two handfuls, figs a pound, raisins ston'd a pound, blue currants half a pound, liquorice, aniseeds, coriander-seeds, of each two ounces; put all these in two gallons of spring-water, and let it boil away two or three quarts; then strain it, and when it is cold, put it in bottles. Drink half a pint in the morning, and as much in the afternoon; keep warm, and eat little.

For a Distemper got by an ill Husband.

TAKE two pennyworth of gum-dragon, pick and clean it, and put it in an earthen pot; put to it as much red rose-water as it will drink up; stir it two or three times a day, till it is all dissolv'd into a jelly; then put in three grated nutmegs, and double-refin'd sugar to your taste, finely powder'd, and a little cinamon-water, no more than will leave it in a jelly. Take the quantity of a nutmeg in the morning fasting, and last at night; but first prepare the body for it, by taking six pennyworth of *pulvis sanctus* in posset-drink, and drink broth in the working.

For a Cough settled on the Stomach.

TAKE half a pound of figs, as many raisins of the sun ston'd, a stick of liquorice scrap'd and slic'd, a few aniseeds, a few sweet fennel-seeds, and some hyssop wash'd; boil all these in a quart of spring-water till it comes to a pint; strain it, and sweeten it very well with white sugar-candy. Take two or three spoonfuls of it morning and night, and when you please.

To make Hungary-water.

TAKE four ounces of rosemary-flowers, and a pint of spirits of wine; infuse it 12 hours, and draw it off in a glass still.

A Drink to preserve the Lungs.

TAKE three pints of spring-water, put to it an ounce of flour of sulphur, and let it boil on a slow fire till half is consumed ; then let it stand to settle, and strain it out, and pour it on one ounce of liquorice scrap'd, and a dram of coriander-seeds, and as many aniseeds bruised ; let it stand to settle, and drink a quarter of a pint morning and night.

An excellent Snail-water.

TAKE of comfry and succory-roots, of each four ounces ; liquorice three ounces ; the leaves of harts-tongue, plantane, ground-ivy, red nettles, yarrow, brooklime, water-cresses, dandelion, and agrimony, of each two large handfuls : gather these herbs in dry weather, and do not wash them, but wipe them clean with a cloth ; then take five hundred of snails cleans'd from their shells, but not scour'd ; and of whites of eggs beaten up to a water, a pint ; four nutmegs grossly beaten, the yellow rind of one lemon and one orange ; bruise all the roots and herbs, and put them together with the other ingredients in a gallon of new milk, and a pint of canary ; let them stand close covered 48 hours, and then distil them in a common still with a gentle fire ; this quantity will fill your still twice ; it will keep good a year, and is best when made spring or fall, but it is the best when new ; you must not cork up the bottles in three months, but cover them with paper ; it is immediately fit for use ; and when you use it, take a quarter of a pint of this water, and put to it as much milk warm from the cow, and drink it in the morning, and at four o'clock in the afternoon, and fast two hours after it ; to take powder of crabs-eyes with it, as much as will lie on a six-pence, mightily assists to sweeten the blood : when you drink this water, be very regular in your diet, and eat nothing salt or sour.

Eye-water.

TAKE orrice-root slic'd two ounces, white cop-
peras finely beaten one ounce; put them in three
pints of running water, shake it well three or four
days, and then use it; if a watry eye, you may add
a bit of bole-armoniac.

To make Briony-water.

TAKE twelve pounds of briony-root, pound it to
math; then take one quart of the juice of rue,
one quart of the juice of mugwort leaves, of savin
three handfuls, sweet basil two handfuls; mother of
thyme, nepp and pennyroyal, of each three handfuls;
dittany of *Crete*, and dry'd orange-peel, of each four
handfuls, myrrh two ounces, castor an ounce, both
powder'd, and likewise the orange-peel; distil this off
in an alembick; first cut your herbs, and put them
in the bottom of your still; then put in your briony-
root, then mix your powders in a *China* dish with
some sack, then pour in six quarts of sack; close up
your still, and draw it off.

*A Water to take after taking Balsam
of Tolu.*

TAKE a pint of whites of eggs beaten to a froth,
five nutmegs bruised, two handfuls of dry'd
spearmint, two handfuls of unset hyssop; add to
these a gallon of new milk, and distil it off in a cold
still; you may draw off about three pints: take six
spoonfuls of this water at a time with sugarcandy
in it.

To make the true Daffy's Elixir.

TAKE five ounces of aniseeds, three ounces of
fennel-seeds, four ounces of parslly-seeds, six
ounces of *Spanish* liquorice, five ounces of fena, one
ounce of rhubarb, three ounces of elecampane, seven
ounces of jallop, 21 drams of saffron, six ounces of
manna, two pound of raisins, a quarter of an ounce
of

of cochineal, two gallons of brandy ; stone the raisins, slice the roots, bruise the jallap ; put them all together, keep them close cover'd fifteen days, then strain it out.

*For any Man or Beast bitten by a
mad Dog.*

TAKE sage-leaves and rue, of each a good handful, two or three heads of garlick, four pennyworth of the best treacle, a handful of the smallest shavings of tin or pewter ; boil all these in a quart of strong ale in a pipkin or stone crock, close stopp'd and pasted over, and set it to boil in a kettle of hot water, and put it over the fire for two hours ; it will be apt to fly up, therefore put a pye-plate and bricks upon the top of the paste ; give or rather pour it into the party bitten by five or six spoonfuls at a time, according to the strength of the party bitten, whether it be man or dog, or other creature : this must be given 3 days before the full or new-moon next happening after the party has been bitten.

Milk-Water.

TAKE two good handfuls of wormwood, as much carduus, as much rue, four handfuls of mint, as much balm, half as much angelica ; cut these a little, put them into a cold still, and put to them three quarts of milk ; let your fire be quick till your still drops, then a little slower ; you may draw off two quarts ; the first quart will keep all the year : this is extraordinary good in fevers, sweeten'd with sugar or syrup of cloves.

A Powder to cure a Rupture.

IN the latter end of *March* get half a pound of knots of scurvy grass before they are quite blown, one pound of comfry-roots, half a pound of fern-roots, one ounce of juniper-berries, one ounce of dragons-blood, half a pound of the roots of solomon-seal, a quarter of an ounce of nutmegs, a quarter of an

an ounce of mace ; scrape your roots very clean, and slice them thin, and put every sort by themselves in a clean paper bag ; lay them on a clean earthen dish, and let them be put in a slow oven, till they are dry enough to powder. You must do the like to your scurvygrafs, that they may be all finely powder'd and mix'd together, and kept up close in a glass, with paper round it. You may in any liquor give as much of this powder to a young child as will lie on a six-pence, morning and night ; to one of seven years, more ; to a man or woman, as much as will lie on a shilling. Put the powder in a spoon, and wet it, to mix ; and take it three weeks.

Plain Hiera-Picra.

PUT one ounce of *hiera-picra* into one quart of brandy ; let your bottle hold more than a quart, that you may have room to shake it ; let it stand five days near the fire, shaking it often, and stop it close. This is a good purge ; take half a quarter of a pint going to bed, drink a draught of warm ale or broth a little while after it ; you may take it nine or ten days together ; it opens the stomach, causes digestion, prevents green-sickness, and kills worms in children.

*A very good Remedy for a hollow aching
Tooth.*

TAKE of camphire and crude opium, of each four grains, make them into three pills, with as much oil of cloves as is convenient ; roll them in cotton, apply one of them to the aching tooth, and repeat, if there is occasion.

*A Method to cure the Jaundice, which has
been try'd with great Success.*

IN the first place, give the patient a vomit of the infusion of crocus metallorum, and oxymel of squills, according to his constitution ; then take of
aloes

aloes and rhubarb, of each two scruples; of prepared steel one dram, tartar vitriolated one scruple; make pills with syrup of horehound, of which give four every night.

Take of the roots of turmerick half an ounce, tops of centaury the lesser, *Roman* wormwood, and horehound, of each a handful; roots of the greater nettle, two ounces; boil them in three pints of water to the consumption of half; when it is almost boiled enough, add to it juniper-berries an ounce, yellow sanders and goose-dung made into a nodulus, of each three drams, saffron two scruples, rhenish-wine a pint; when it is boil'd enough, strain it, and add to it compound water of snails and earth-worms, of each two ounces; take three ounces of it after each time of taking the following electuary:

Take of the conserve of sea-wormwood, of the outward rind of orange-peels, of each two ounces; of species of diacurcumæ, and prepared steel, of each three drams; of prepared earth-worms and rhubarb, of each two drams; flowers of sal-armoniac and salt of amber, of each two scruples; of saffron powder'd one scruple, with a sufficient quantity of syrup of horehound; make an electuary, of which take the quantity of a large nutmeg twice a day, drinking three ounces of the bitter tincture after it.

For a Rheumatism, or Pain in the Bones.

TAKE a quart of milk, boil it, and turn it with three pints of small-beer, then strain the posset on seven or nine globules of stone-horse dung tied up in a cloth, and boil it a quarter of an hour in the posset-drink; when it is taken off the fire, press the cloth hard, and drink half a pint of this, morning and night, hot in bed; if you please, you may add white-wine to it. This medicine is not good, if troubled with the stone.

To make Treacle-water.

TAKE juice of green walnuts four pound, and of rue, carduus, marigolds, and balm, of each 3 pound, roots of butter-bur half a pound, roots of burdock one pound, angelica and master-wort, of each half a pound; leaves of scordium six handfuls; *Venice-treacle* and *mithridate*, of each half a pound; old canary-wine a pound, white-wine-vinegar 6 pound, juice of lemons 6 pound; distil this in an alembick, and on any illness take four spoonfuls going to bed.

To make Usquebaugh.

TO three gallons of brandy put four ounces of aniseeds bruised; the next day distil it in a cold still pasted up; then scrape four ounces of liquorice, and pound it in a mortar; dry it in an iron pan, do not burn it, put it in the bottle to your distill'd water, and let it stand ten days; then take out the liquorice, and to every six quarts of the spirits put in cloves, mace, nutmegs, cinamon, and ginger, of each a quarter of an ounce, dates stoned and sliced four ounces, raisins stoned half a pound; let these infuse ten days, then strain it out, and tincture it with saffron, and bottle it and cork it well.

To make Mr. Denzil Onslow's Surfeit-Water.

TAKE a gallon and half of the best brandy, half a bushel of poppies, half a handful of rue, half a handful of wormwood, one handful of sage, one handful of balm, one handful of unset hyssop, one handful of mint, one handful of sweet-marjoram, half a pound of rosa-solis; wash, and pick, and dry these herbs in a coarse cloth; then shred them very fine. Take half a pound of liquorice scraped and pulled into threads, one ounce of coriander-seeds, one ounce of aniseeds, a few cloves, all bruised; a pound of raisins stoned, one pound of loaf-sugar; put all these in an earthen jar, cover'd very close, and set it in a cool

cool cellar, and stir them twice a day, till the poppies look pale; put a little saffron in with the other ingredients, strain it off into another jar, and in a fortnight, when it is settled, bottle it. Mix the herbs that are strained from it with milk; it is a cordial milk-water.

An approved Medicine for the Dropsy.

TAKE about three spoonfuls of the best mustard-seed, and about half a handful of bay-berries, the like quantity of juniper-berries, one ounce of horseradish, and about half a handful of sage of virtue, as much wormwood-sage, and half a handful of scurvy grass, and a quarter of a handful of stinking orach, and a little sprig of wormwood, a sprig of green broom, and half an ounce of gentian-root; scrape, wipe, and cut all these, and put them into a bottle that will hold a gallon; then fill the bottle with the best strong-beer you can get; then stop it close, and let it stand three or four days, and drink every morning fasting half a pint.

A Remedy for rheumatick Pains.

TAKE of senna, hermodacts, turperhum and scammony, of each two drams; of zedoary, ginger, and cubebs, of each one dram; mix them, and let them be powder'd; the dose is from one dram to two in any convenient vehicle. Let the parts affected be anointed with this liniment: Take palm-oil two ounces, oil of turpentine one ounce, volatile salt of harts-horn two drams; afterwards lay on a plaister of mucilagibus. Some that have been very much troubled with rheumatick pains, have by taking of spirit of harts-horn in compound water of earth-worms, found mighty benefit.

An excellent Medicine for the spotted, and all other malignant Fevers.

TAKE of the best *Virginia* snake-weed, and root of contrayerva, finely powder'd, of each half a scruple,

scruple, Goa-stone half a scruple, castor and camphire, of each five grains; make them into a bolus, with a scruple of *Venice-treacle*, and as much syrup of peony as is sufficient; repeat the bolus every six hours, drinking a draught of the following julep after it:

Take of scorzonera-roots two ounces, butterbur-roots half an ounce, of balm and scordium, of each an handful, of coriander-seeds three drams, of liquorice, figs and raisins, of each an ounce; let them boil in three pints of conduit-water to a quart, then strain it, and add to it compound peony-water three ounces, syrup of raspberries an ounce and half; let the patient drink of it plentifully.

A specifick Cure for stopping Blood.

TAKE two ounces of clarified roch-allum, let it be finely powder'd, and melt it in a silver ladle; then add to it half an ounce of dragons-blood in powder, and mix them well together; then take it off the fire, keeping it stirr'd till it comes to the consistence of a soft paste, fit for making up into pills; make your pills into the bigness of a large pea, and as the paste cools, warm it again to such a degree, as the whole quantity may be made into pills: this medicine is proper in all cases of violent bleeding, without exception; the ordinary or usual dose is half a grain, to be taken once in four hours, till the bleeding stops, taking a glass of water or pti-fan after it, and after every dose; and another of the same liquor a quarter of an hour after; in violent cases give half a dram for a dose.

To make Stoughton's Elixir.

PARE off the rinds of six *Seville* oranges very thin, and put them in a quart bottle, with an ounce of gentian scraped and sliced, and six pennyworth of cochineal; put to it a pint of the best brandy; shake it together two or three times the first day, and then let it stand to settle two days, and clear it off into bottles for use; take a large tea spoonful

in a glass of wine in a morning, and at four in the afternoon; or you may take it in a dish of tea.

An Electuary for a Cough.

TAKE conserve of red roses two ounces, conserve of hips one ounce, *Lucatellus's* balsam half an ounce, spices of hiatragacanth frigid one dram, syrup of balsam three drams, mix all together well; take the quantity of a small bean three times a day.

Excellent Lozenges for a Cough.

TAKE a pound of brown sugarcandy and a pound of loaf-sugar, beat and searce them thro' a fine sieve; take an ounce of the juice of liquorice, and dissolve it in three or four spoonfuls of hyssop-water over a gentle fire; then mix your sugar and sugarcandy with one dram of orrice-powder, one dram of the powder of elecampane, of gum-dragon powder'd half a dram; add one dram of the oil of aniseeds, and one grain of musk; mix all these together, and work it into a paste, and roll them into lozenges the bigness of a barley-corn, or something larger.

To promote Breeding.

LET the party take of the syrup of stinking orrice a spoonful, night and morning, for a week or more; then as follows: Take three pints of good ale, boil in it the piths of three ox-backs, half a handful of clary, a handful of nep, (or cat-bos) a quarter of a pound of dates stoned, sliced, and the pith taken out; a handful of raisins of the sun stoned, three whole nutmegs prick'd full of holes; boil all these till half be wasted; strain it out, and drink a small wine-glass full at your going to-bed; as long as it lasts, accompany not with your husband; during the taking, or some time before, be very chearful, and let nothing disquiet you. Take shepherds-purse a good handful, and boil it in a pint of milk till half be consumed, and drink it off.

For

For a Burn or Scald.

TAKE laurel-leaves, chop them in hogs-grease ; strain it, and keep it for use.

To make Necklaces for Children in cutting Teeth.

TAKE roots of henbane, of orpin and vervain, scrape them clean with a sharp knife, cut 'em in long beads, and string them green, first henbane, then orpin, then vervain, and so do till it is the bigness of the child's neck ; then take as much red wine as you think the necklace will suck up, and put into it a dram of red coral, as much single peony-root, finely powder'd ; soak your beads in this 28 hours, and rub the powder on the beads : syrup of lemons, and syrup of single peony, is excellent to rub the child's gums with very frequently.

A Medicine for the Colick, which not only gives Ease in the most violent Fits, but also, being often used, prevents their returning.

TAKE of the best manna, and oil of sweet almonds, of each an ounce and half, of chamomile-flowers boiled in posset-drink an handful ; let the posset-drink be strained from the flowers, and mingled very well with the oil of almonds and manna ; let the patient take it three days successively, and afterwards every third day for a fortnight.

A Receipt for a consumptive Cough.

TAKE of the syrup of white and red poppies, of each three ounces, of barley, cinamon-water, and red poppy-water, of each two ounces, of tincture of saffron one ounce, liquid laudanum forty drops, and as much spirit of sulphur as will make it acid : take three or four spoonfuls of it every night going

to bed; increase or diminish the dose, according as you find it agrees with you.

To make the Eye-salve.

TAKE of fresh butter out of the churn, unsalted and unwashed, two pound; set it in a glass jar in the sun to clarify three months, then pour very clear off about a quarter of a pound, and put to it an ounce of virgin-wax; when it is melted, put it into white rose-water to cool, and beat it in the water half an hour; then take it out from the water, and mix it with half an ounce of rectified tutty finely powder'd, and two scruples of mastich beaten and bruised as well as possible; mix all well together, and put it in pots for use; take a very little in your fingers when in bed, shut your eye, and rub it over the lid and corner of your eye.

An excellent Medicine for the Pain in the Stomach.

TAKE of *tinctura sacra* (or tincture of savory) one ounce in the morning, fasting an hour, then drink a little warm ale; do this twice or three times a week, till you find Relief.

For a Pain in the Stomach.

TAKE a quarter of a pound of blue currants, wipe them clean, and pound them in a mortar, with an ounce of aniseeds bruised; before you put them to the currants, make this into a bolus with a little syrup of clovegilliflowers; take every morning the quantity of a walnut, and drink rosemary-tea, instead of other tea for your breakfast; if the pain returns, repeat it.

For a Stitch in the Side.

TAKE rosin, pound and sift it, and with treacle mix it into an electuary, and lick it up often in the day or night.

*To cure an intermitting Ague and Fever,
without returning.*

TAKE jesuits bark in fine powder one ounce, salt of steel, and *Jamaica*-pepper, of each a quarter of an ounce; treacle, or molossus, four ounces; mix these together, and take the quantity of a nutmeg three times a day when the fit is off, and a draught of warm ale, or white-wine, after it.

Dr. Hall's Plaister for an Ague.

TAKE a pennyworth of black-soap, one pennyworth of gun-powder, one ounce of tobacco-snuff, and a glass of brandy; mix these in a mortar very well together, spread plaisters on leather for the wrists, and lay them on, an hour before you expect the fit.

Excellent for a Burn, or Scald.

TAKE of oil olive three ounces, white wax two ounces, sheep-suet an ounce and half, minium and castle-soap, of each half an ounce; dragon's-blood and camphire, of each three drams; make them into a salve by melting them together; anoint with oil to take out the fire, then put the plaister on; dress it every day.

To prevent or cure the Plague.

TAKE three pints of muscadine-wine, boil in it a handful of sage, and as much rue, till a pint is wasted; then strain it out, and set it on the fire again, and put therein long pepper, ginger, nutmegs, of each three parts of an ounce, beaten together in fine powder; let it boil a little, then put to it two ounces of treacle, one ounce of mithridate, and a quarter of a pint of angelica-water; dissolve the treacle and mithridate in the angelica-water, then mix all together; take of it both morning and evening, warm, two spoonfuls; if infected take it in bed, and

sweat with it; but if not infected, one spoonful in the morning may be sufficient, and not lie to sweat after it: you may take half a spoonful at night; this is good in the small-pox or measles: it was used in the sickness-year, with great success both to young and old.

*Water in a Consumption, or in Weakness
after Sickness.*

TAKE a calf's-pluck fresh kill'd, before the veal is blown; take out the pluck, but don't wash it; cut it in pieces, and put it in a cold still; but first put at the bottom of your still a sheet of white paper well butter'd; then put in your pluck, with mint, balm, borage, hyssop, and oak-lungs, of each about two handfuls; wipe and cut the herbs, but do not wash them; put in a gallon of new milk warm from the cow, paste up the still, and let it drop on white sugarcandy; it will draw off about 7 pints; mix it together, and bottle it for use: drink a quarter of a pint in the morning, and as much at four in the afternoon.

*A Stay to prevent a sore Throat in the
Small-Pox.*

TAKE rue, shred it very fine, and give it a bruise, mix with it honey and *album-græcum*, and work it together; put it over the fire to heat, sew it up in a linen stay, and apply it to the throat pretty warm; as it dries, repeat it.

*To prevent Pitting, and to take off
Redness.*

TAKE rue and chop it, boil it in hogs-lard till it is green; strain it out, and keep it for use; warm a little in a spoon, and with a feather anoint the face as they begin to shell off; do it as often as convenient.

An admirable Cerecloth.

TAKE a pound of frankincense beaten fine, and a pound of rosin beaten, a pound of black pitch, and four ounces of cummin-seeds powder'd, four pennyworth of saffron dry'd and powder'd, four penny-worth of mace beaten and sifted, four pennyworth of cloves beaten fine, an ounce of liquid laudanum, and a pound of deer-suet.

Season a new pipkin; first lay it in cold water, then boil water in it, and set it by till it is cold; then dry it, and put in your deer-suet, and let it melt, shaking it about as you do for melting butter; then put in your frankincense, rosin, pitch, cummin-feed, saffron, mace, cloves, and set them over the fire, and let them have a boil or two; then take them off, and set it by a little, and then sprinkle in your liquid laudanum; let it simmer a little; take it off, and when it is fit to spread, spread it on the thickest brown paper, and use it on occasion; it is good for bruises, aches, pains, burns, scalds, and sore breasts; wipe the plaister every day, and put it on again; one or two plaisters will do.

For the Colick.

TAKE of chamomile-flowers and mallow-leaves, of each a handful, juniper-berries and fenegreek-seeds, of each half an ounce; let the seeds and berries be bruised; boil them in a pint of water; add to it strain'd, of turpentine dissolv'd, with the yolk of an egg and oil of chamomile, of each an ounce; diacatholicon six drams, hiera-picra two drams; mix, and give it. After the operation of the clyster, give the patient the following mixture; Take of rue and chamomile-water, of each an ounce; cinnamon-water an ounce, liquid laudanum twenty drops, syrup of white poppies an ounce.

*How to make the Lime-drink, famous
for curing the Stone.*

TAKE a good half-peck of lime-stones new-burnt, and put them into four gallons of water; stir it well at the first putting in, then let it stand, and stir it again; as soon as it is very well settied, strain off the clear into a large pot, and put to it four ounces of saffrafras, and four ounces of liquorice, sliced thin, raisins of the sun stoned one pound, half a pound of blue currants, mallows and mercury, of each a handful; coriander, fennel, and aniseeds, of each an ounce; let the pot stand close cover'd for 9 days, then strain it; and being settled, pour the clearest of it into bottles; you may drink half a pint of it at a time, as often as you please; in your morning's draught, put a dram of winter-cherries powder'd. This has cured some that have been so tormented with the stone in the bladder, that they could not make water, after they had in vain try'd abundance of other remedies.

*A Receipt for the Cure of the Stone and
Gravel, whether in the Kidneys,
Ureters, or Bladder.*

TAKE marshmallow-leaves, the herb mercury, saxifrage, and pellitory of the wall, of each fresh gather'd 3 handfuls; cut them small with a pair of scissars, and mix them together, and pound them in a clean stone mortar, with a wooden pestle, till they come to a mash; then take them out, spread them thin in a broad glaz'd earthen pan, and let them lie, stirring them about once a day, till they are thoroughly dry (but not in the sun); and then they are ready, and will keep good all the year long. Of some of these ingredients so dried, make tea, as you do common tea, with boiling-hot water, as
strong

strong as you like to drink it, but the stronger the better; and drink 3, 4, or more tea-cups full of it blood-warm, sweeten'd with coarse sugar, every morning and afternoon, putting into each cup of it, at least half a spoonful, or rather more, of the express'd oil of beech-nuts, fresh drawn, (which in this case has been experienced to be vastly preferable to oil of almonds, or any other oil) stirring them about together, and so continue it for as long as you see occasion.

This medicine, how simple soever it may seem to some, is yet a fine emollient remedy, is perfectly agreeable to the stomach, (unless the beech-oil be stale or rancid) and will be found to sheath and soften the asperity of the humours in general, particularly those that generate the gravel and stone, and will relax and supple the solids, at the same time: And it is well known by all physicians, that emollient medicines do lubricate, widen and moisten the fibres, so as to relax them into their proper dimensions, without forcing the parts, whereupon obstructions of the reins and urinary passages are opened, and by their cleansing properties, as is this medicine, cleared of all lodgments of sandy concretions, gravel and passable stones, and made to yield better to the expulsion of whatever may plug or stop them up; and likewise takes away, as this does, all heat and difficulty of urine and stranguries; and withal, by its soft mucilaginous nature, cools and heals the reins, kidneys, and bladder, giving present ease in the stone colick; breaks away wind, and prevents its return, as it always keeps the bowels laxative.

A late modern college physician of our own, a man of learning and probity, and who for his great ingenuity and sincerity was much esteem'd and respected by every member of that venerable body, says, in his writings about the *stone* and *gravel*, of one of the ingredients in this medicine, that *some People have extoll'd it prodigiously for its lithontripectick*

or stone-breaking qualities; and in favour of such an opinion, say, that a certain person, who had a very large stone in his bladder, which was taken from him by cutting, made a cup of it, which he usually drank out of; but as he once had some beer put into it, which had that ingredient boiled in it, the cup fell to pieces in his hands; which sudden dissolution of it was attributed to the said ingredient. But whether this relation be real or feign'd, or all or either of the ingredients capable of making frangible, or mouldring into fragments, the stone bred in human bodies, (as are the virtues ascribed to them, and to one of them more particularly) or whether it be possible for any thing in nature to do it, I shall not undertake to determine; but this is certain, that all the ingredients that enter the composition of this medicine are particularly noted and prescribed, tho' in different ways, as occasions offer, by all ancient and modern physicians, both in their writings and practice, in all cases of gravel, stone, strangury, stoppage of urine, &c. with great success.

Such as know not where to get the TRUE NUT-OIL, may have the right sort, and very good, at Mrs. Goddard's, at the Golden-Ball in Burleigh-street, near Exeter-Exchange in the Strand, at one shilling and six-pence the phial.

An excellent Vomit.

TAKE a quarter of a pound of clear alum, beaten and sifted as fine as flour, divide it into three parts, the first the biggest: put a quarter of a pint of water in a sauce pan, and put in your biggest paper of alum, and let it simmer over the fire, but not boil; take it off, cool it to blood-warm; drink it off, but take nothing after it; sit still till it has work'd once, keep very warm, nor take nothing in the working; but you may walk about after it has work'd once; take it three mornings together, or more if there be occasion, till the stomach
is

is clear. There is no case where a vomit is proper, but this is good.

A fine Purge.

TAKE an ounce of liquorice, scrape it and slice it thin, and a spoonful of coriander-seeds bruised; put these into a pint of water, and boil it a little; then strain this water into an ounce of sena, let it stand six hours; strain it from the sena, and drink it fasting.

A purging Diet-drink in the Spring.

TAKE six gallons of ale, three ounces of rhubarb, 12 ounces of sena, 12 ounces of mader-roots, 12 ounces of dock-roots, 12 handfals of scabious, 12 handfals of agrimony, three ounces of aniseeds; slice and cut these, put them in a bag, and let it work in the ale; drink of it three or four times a day.

For a sore Mouth in Children.

TAKE half a pint of verjuice, strain into it four spoonfals of the juice of sage; boil this with fine sugar to a syrup, and with a feather anoint the mouth often; touch it not with a cloth, or rub it: the child may lick it down, it will not hurt it.

To create a good Appetite, and strengthen the Stomach,

TAKE of the stomachick pill with gums, extra-ctum rudii, of each a dram, resin of jallap half a scruple, tartar vitriolated one scruple, oil of aniseeds, four drops; mix with syrup of violets, and make into pills, of which take four or five over night; they are of excellent use in the megrims and vertigo, by reason they carry the humour off from the stomach, which fumes up into the head.

A very good Medicine for the Bloody Flux.

TAKE of the best rhubarb fine-powdered half an ounce, of red sanders two drams, cinamon one dram, crocus martis astringent three drams, of *Lucatellus's* balsam what suffices; make a mass of pills, of which take three every night and morning for a fortnight. This has cured some that have lost a vast quantity of blood, after other remedies had proved ineffectual.

For red or sore Eyes.

TAKE a quarter of an ounce of white copperas, and an ounce of bole-armoniac; beat them to a fine powder, and beat an ounce of camphire grossly in an iron mortar; set two quarts of spring-water on the fire; when it boils, take it off, and let it stand till 'tis lukewarm; then put in your powders, stirring till cold: Drop the clear in the eye.

For a Pain in the Stomach, or Heaviness of Heart.

TAKE a pint of rose-water, put to it some double-refin'd sugar, and a pennyworth of saffron ty'd up in a piece of lawn: let it stand two or three days, and then at any time take three spoonfuls.

For Fits from Wind or Cold.

TAKE three drops of oil of amber in some burnt wine, or mace-ale. If it is given in black cherry-water, it is good to forward labour in child-bed.

To make the red Balls.

TAKE rue, dragon, rosemary, sage, balm, betony, plantane, pimpernel, dandelion, scabious, wormwood, mugwort, saxifrage, red bramble-top, tormentil, shepherds-purse, lovage, carduus, centaury, angelica, agrimony, fumitory, scordium, of each one handful; gather these in dry weather, pick and chop them, put them in a broad pan, and
pour

pour on them a pint of white wine, and let it stand nine or ten days in the sun, stirring it sometimes; then strain it out, squeezing it with your hand; wipe your pan clean, and put in your juice, with half an ounce of powder of pearl prepar'd, half an ounce of *Venice* treacle, half an ounce of powder of coral, powder of crabs-claws two ounces, one ounce of double confection of alkermes, and of bole-armoniack powdered, as much as will make it the thickness of a syrup; let it stand in the sun to dry two or three days, or till it will roll up into balls, what size you please; if 'tis too thin, use more bole-armoniack; dry them well, and keep them for use: scrape as much as will lie on a six-pence, and take it in a glass of sack, or small cordial, going to bed.

To make Elixir Proprietatis.

TAKE of myrrh four drams, aloes four drams, saffron four drams, infuse them in a pint of the best brandy; first put in the saffron, and let it stand 12 hours, then the myrrh and aloes; set it by the fire three or four days, shaking it very often; then strain it off. Take 60 or 70 drops, more or less, in a little white-wine, in a morning fasting, for a week or ten days together; 'tis good for any illness in the stomach, or in the bowels. 'Tis the best of physick for children.

To cure a Pimpled Face.

TAKE an ounce of live brimstone, as much roch-allum, as much common salt; white sugar-candy two drams, sperma-ceti two drams; pound and sift all these into a fine powder, and put it in a quart bottle; then put to it half a pint of brandy, three ounces of white lily-water, and three ounces of spring-water; shake all these well together, and keep it for use. When you use it, shake the bottle, and bathe the face well, and when you go to bed, dip rags in it, and lay it all over the face; in 10 or 12 days it will be perfectly cured.

A Purge for Hoarseness, or any Illness on the Lungs.

TAKE four ounces of the roots of sorrel, of hyssop and maiden-hair, of each half a handful; raisins a quarter of a pound stoned, sena half an ounce, barley-water two quarts; put all these in a jug, and infuse them in a kettle of water two hours; strain it out, and take a quarter of a pint morning and night.

An Electuary for a cold or windy Stomach.

TAKE gum-guaiacum one ounce, cubebs a quarter of an ounce, cardamums a quarter of an ounce; beat and sift all these, and mix it with syrup of gillyflowers into an electuary. Take night and morning the quantity of a nutmeg; drink a little warm ale after it.

An Electuary for a Pain in the Stomach.

TAKE conserve of wood-sorrel and mithridate an equal quantity; mix it well together, and take night and morning the quantity of a nutmeg; so do for fifteen days together.

To keep Artichokes all the Year.

IN the latter end of the season boil them till they be half enough, and then dry them upon a hair cloth upon a kiln the space of 50 hours, till they are very dry; lay them in a dry place; when you use them, soak them a night in water, and boil them till they are tender.

To keep Walnuts all the Year.

ALMOST in the latter end of the season, take off the green shell of your nuts, and dry them on a hair-cloth on the kiln 40 hours; when they are dry, keep them for use; when you would
use

use them, soak them three days in water, shifting them three times a day.

To make Ink.

GET one pound of the best galls, half a pound of copperas, a quarter of a pound of gum-arabick, a quarter of a pound of white sugar-candy; bruise the galls, and beat your other ingredients fine, and infuse them all in three quarts of white-wine or rain-water, and let them stand hot by the fire 3 or 4 days; then put all into a new pipkin, set it on a slow fire, so as not to boil; keep it frequently stirring, and let it stand five or six hours, till one quarter is consum'd; and when cold, strain it thro' a clean coarse piece of linen; bottle it, and keep it for use.


To wash Gloves.

TAKE the yolk of an egg, and beat it, and egg the gloves all over, and lay them on a table, and with a hard brush and water rub them clean; then rince them clean, and scrape white lead in water pretty thick, and dip the gloves in; let them dry, and as they begin to dry, stretch and rub them till they be limber, dry, and smooth; then gum them with gum-dragon steep'd in sweet water, and let them dry on a marble stone. If you colour them, scrape some of the following colours amongst the white lead; the dark colour is umber; for brick colour red lead; for a jessamy yellow oaker; for copper-colour red oaker; for lemon-colour turmerick.

To make Paste for Hands.

BLANCH and beat a pound of bitter almonds, and in the beating put in two handfuls of stoned raisins, and beat them together till they are very fine; then take three or four spoonfuls of sack or brandy, as much ox-gall, three or four spoonfuls of brown sugar, the yolks of three eggs; beat it well together, set it over the fire, and give it two or three boils;

boils; when it is almost cold, mix it with the almonds; put it in gallipots; the next day cover it close, and keep it cool, and it will be good five or six months.



MEDICINES *and* SALVES.

To cure the Rickets.

O PEN a vein in both ears between the junctures, mix a little *Aqua-vitæ* with the blood, and with it anoint the breast, sides and neck; then take three ounces of the green ointment, and warm a little of it in a spoon, and anoint the wrists and ankles as hot as it may be endur'd; do this for nine nights just before bed-time; shift not the shirt all the time. If the veins do not appear, rub it with a little lint dipt in *Aqua-vitæ*, or else cause the child to cry, and that will make the veins more visible, and bleed the better.

To make the Drink.

T A K E a quart of spring-water, of liverwort one handful, liquorice, aniseeds, coriander-seeds, sweet fennel-seeds and harts-horn, of each an equal quantity, 40 raisins of the sun, ston'd; 14 figs: boil all these together till one half is consumed, then put in three spoonfuls of honey, and boil it a little more; let it stand till it is cold, and strain it out, and put in two spoonfuls of syrup of gilliflowers, and bottle it up; take two or three spoonfuls morning and evening.

The green Ointment.

T A K E rue, camomile, hyssop, hogs-fennel, red fennel, rosemary, bays, ladies-mantle, pauls-betony,

betony, water-betony, balm, nep, valerian, mallows, nightshade, plantane, comfry, adders-tongue, Roman wormwood, common wormwood, vervain, clary, agrimony, red sage, ground-ivy, featherfew, self-heal, melilot, bramble-tops, marshmallows, fanicle, ribwort, mayweed; of each of these, two large handfuls: pick and chop them, then take four pounds of butter unwash'd, and three pounds of boars-grease, melt them together, and put in the herbs, and let it boil two hours; then strain it out, let it stand a little, and put it in pots for use.

Another way to cure the Rickets.

MAKE the drink thus: Take polypodium growing upon a church or oak three ounces scrap'd, liverwort and harts-tongue, of each a good handful, betony 20 leaves, white horehound and nep, of each four tops; boil all these together in three quarts of sweet wort, till it is consum'd to two quarts; then strain it, and when it is cold, put to it two quarts of middling wort, so let it work together; then put it in a little vessel, and when it has done working, take half a quarter of an ounce of rhubarb sliced very thin, put it in a little linen bag, with a stone in it to keep it from swimming, and hang it in the vessel; and when it is three days old, let the child drink of it a quarter of a pint in the morning, and as much in the afternoon at four o'clock, or when the child will take it. You must likewise anoint the child morning and night with this following ointment: Take butter in the month of *May*, as soon as it is taken out of the churn, and wash it with the dew of wheat; to a pound of butter, take a handful of red sage, as much of rue, camomile, and of sow'd hyssop; boil all these in the butter, and scum it till it is boil'd clear; then strain it out, and keep it in a gallipot for use: you must anoint the reins of the back and the ribs, stroking it downwards, and upon the small of the belly, and swing the child often with the heels upwards.

To make Charity-Oil.

TAKE poplar buds in the beginning of *May* one handful, and put them into a pint and half of oil, and half a pint of *Aqua-vitæ*, and cover them close, and let them stand till the following herbs are in season; then add to your buds, betony, charity, fanicle, the tops of St. John's-wort, when blown; adders-tongue, comfry, self-heal, balm, southern-wood, pennyroyal, flowers of red sage, parslly, clowns all-heal, balsam, knotgrafs, sweet-marjoram, lavender-cotton, red rose-buds, chamomile, lavender-tops, when blown, of each of these herbs a small handful; but of poplar-buds, red rose-buds, and adders-tongue, double the quantity; gather the herbs in dry weather, and wipe them clean with a cloth; shred them pretty grossly before you put them in, so let them steep in a stone pot; when all is in, cover it very close, then set them on the fire in a skillet; let them simmer with a slow fire five or six hours, then strain it out. This oil is good for any green wound, bruise, burn, or ach; and for bruises inward, taking a spoonful in a little warm sack; and for any outward swelling, warm it, and anoint the part affected.

An excellent Plaister for any Pain, occasion'd by a Cold or Bruise.

TAKE of the plaister of red lead and oxycroceum, of each equal parts; of the best *Theban* opium one scruple, spread it on leather, and lay it to the part that aches, after you have well anointed it with this ointment: Take of ointment of marshmallows one ounce, oil of *Exeter* half an ounce, oil of spike, and spirit of harts-horn, of each a dram.

For a Dropsy.

TAKE of horse-radish-roots slic'd thin, and sweet fennel-seeds bruis'd, of each two ounces; smallage

smallage and fennel-roots slic'd, of each an ounce ; of the tops of thyme, winter-savory, sweet-marjoram, water-creffes and nettles, of each a handful ; bruise the herbs, and boil them in three pints of sack, and three of water, to the consumption of half ; let it stand close cover'd for 3 hours, then strain it, and drink a draught of it twice a day sweeten'd with syrup of fennel, fasting two hours after it.

For the Gripes.

TAKE a glass of sack warm'd, and dissolve in it as much *Venice-Treacle*, or *Diascordium*, as a hazelnut ; drink it off going to bed ; cover warm.

To stay a Looseness.

TAKE a very good nutmeg, and prick it full of holes, and toast it on the point of a knife ; then boil it in milk till much be consumed ; then eat the milk with the nutmeg powder'd in it ; in a few times it will stop.

For the Strangury.

TAKE half a pint of plantane-water, one ounce of white sugar-candy finely powder'd, two spoonfuls of sallad-oil, and the juice of a lemon ; beat all these together very well, and drink it off.

For a Drought in a Fever.

TAKE of sal-prunella one ounce, and dissolve it in spring-water, and put as much sugar to it as will sweeten it ; simmer it over the fire till 'tis a syrup ; and put some into posset-drink, and take it two or three times a day, or when very thirsty.

A Plaister for an Ague.

TAKE right *Venice-turpentine*, and mix with it the powder of white hellebore-roots, till 'tis stiff enough to spread on leather. It must be laid all over the wrist, and over the ball of the thumb, six hours before the fit comes.

For a Chin-Cough.

TAKE a spoonful of wood-lice, and bruise 'em, and mix them with breast-milk, and take them three or four mornings, according as you find benefit. It will cure; but some must take it longer than others.

An admirable Tincture for green Wounds.

BALSAM of *Peru* one ounce, storax calamita two ounces, benjamin three ounces, aloe socatrina, myrrh, electuary pure, and frankincense, of each half an ounce; angelica roots and flowers of *St. John's* wort, of each half an ounce, spirit of wine one pint; beat the drugs, scrape and slice the roots, and put it into a bottle; stop it well, and let it stand in the sun *July, August, and September*; and then strain it through a fine linen cloth, put it in a bottle, stop it close, and keep it for use. Apply it to a green wound, dip a feather in it, and anoint the wound; then dip lint in it, and put on it, and bind it up with a cloth; but let no plaister touch it; twice a day wet the lint with a feather, but do not take it off till 'tis well.

To take off Blackness by a Fall.

RUB it well with a cold tallow candle, as soon as 'tis bruised; and this will take off the blackness.

To break a Boil.

TAKE the yolk of a new-laid egg, some honey and wheat flower; and mix it well together, and spread it on a rag, and lay it on cold.

A Poultice for a hard Swelling.

BOIL the finest wheat-flour in cream till 'tis pretty thick; then take it off, and put in mallows chopt; stir it, and apply it as hot as can be endured; dress it twice a day, and make fresh every time.

To stay Vomiting.

TAKE ash-leaves, and boil them in vinegar and water, and apply them hot to the stomach ; do this often.

A Poultice for a sore Breast, Leg, or Arm.

BOIL wheat-flour in strong-ale very well, and pretty thick ; then take it off, and scrape in some boars-grease ; let it not boil after the grease is in ; stir it well, and apply it hot.

A Salve for a Blast, Burn, or Scald.

TAKE May butter fresh out of the churn, neither washed nor salted, and put into it a good quantity of the green inner rind of elder, and put it in a pipkin, and set that in a pot of boiling water ; let it infuse a day or two ; then strain it out, and keep it in a pot for use.

An excellent Remedy for Agues, which has been often tried with very great Success.

TAKE of black soap, gunpowder, stinking tobacco and brandy, of each an equal quantity ; mix them well together, and three hours before the fit comes, apply to the patient's wrist ; let this be kept on for a fortnight.

To cure the Biting of a mad Dog.

TAKE two quarts of strong ale, two pennyworth of treacle, two garlick-heads, a handful of cinquefoil, sage, and rue ; boil them all together to a quart, strain it, and give the patient three or four spoonfuls twice a day : take ditany, agrimony, and rusty bacon, beaten well together, and apply to the fore, to keep it from festering.

For spitting Blood.

TAKE of cinnabar of antimony one ounce, and mix it with two ounces of conserve of red roses; and take as much as a nutmeg at night and morning.

To know if a Child has Worms, or not.

TAKE a piece of white leather, and peck it full of holes with your knife, and rub it with worm-wood, and spread honey on it, and strew the powder of aloe socratina on it; lay it on the child's navel when he goes to bed; and if he has worms, the plaster will stick fast; and if he have not, it will fall.

To stop Vomiting.

TAKE half a pint of mint-water, an ounce of syrup of violets, a quarter of an ounce of mithridate, and half an ounce of syrup of roses; mix all these well together, and let the party take two spoonfuls first, and then one spoonful after every vomiting, till it is stay'd.

To cure the Tooth-ach.

LET the party that is troubled with the tooth-ach lie on the contrary side, and drop three drops of the juice of rue into the ear on that side the tooth acheth, and let it remain an hour or two, and it will remove the pain; if a needle is run through a wood-louse, and immediately touch the aching tooth with that needle, it will cease to ach.

A rare Mouth-water.

TAKE rosemary, rue, celandine, plantane, bramble-leaves, woodbine-leaves, and sage, of each a handful; beat them, and steep them in a quart of the best white-wine vinegar, two days and nights; then press it well, and strain it, and put to it six ounces of alum, and as much honey, and boil them
a little

a little together softly till the alum is consumed ; when it is cold, keep it for use.

To make Lozenges for the Heart-burn.

TAKE of white sugarcandy a pound, chalk three ounces, bole-armoniac five scruples, crabs-eyes one ounce, red coral four scruples, nutmegs one scruple, pearl two scruples ; let all these be beaten and sifted, and made all into a paste with a little spring-water ; roll it out, and cut your lozenges out with a thimble ; lay them to dry ; eat four or five at a time, as often as you please.

To make Syrup of Garlick.

TAKE two heads of garlick, peel it clean, and boil it in a pint of water a pretty while ; then put away that water, and put a pint more to your garlick, and boil it till the garlick is tender ; then straining it off, add a pound of double-refin'd sugar to it, and boil it in silver or tin till it is a thick syrup ; scum it well, and keep it for use ; and take a spoonful in a morning fasting, another last at night, for a short breath.

To prevent After-pains.

TAKE nine single peony-seeds powder'd, the same quantity of powder of borax, and a little nutmeg ; mix all these with a little white aniseed-water in a spoon, and give it the woman ; and a little aniseed-water after it, as soon as possible after she is laid in bed.

To cure the Tooth-ach.

TAKE half an ounce of conserve of rosemary over night, and half a dram of extract of ruddium in the morning ; do this three times together ; keep warm.

To cure the Jaundice.

TAKE a live tench, slit it down the belly, take out the guts, and clap the tench to the stomach as fast as possible, and it will cure immediately.

To stop bleeding at Mouth, Nose, or Ears.

IN the month of *May* take a clean linen cloth, and wet it in the spawn of frogs nine days, drying it every day in the wind; lay up that cloth, and when you have need, hold it to the place where the blood runs, and it will stop.

Another to stop Bleeding.

TAKE two handfuls of the tops of bramble-wood, and boil it in a quart of old claret till it comes to a pint; give six spoonfuls once in half an hour: in the winter the roots will do.

To cure the Dropsy.

TAKE six gallons of ale pretty strong, but little hopt, then take alexander, red sage, scurvygrafs, ground-ivy, and the long green leaves of flower-de-luce, of each two handfuls; bruise these well, and boil them well in ale; then strain it out, and when it is cool, work it as other ale; put it in your vessel, and when it is clear, drink of it in a morning fasting, and drink no other drink except white-wine; sometimes drink good draughts of it at a time.

An excellent Medicine for Shortness of Breath.

TAKE half an ounce of flour of brimstone, a quarter of an ounce of beaten ginger, and three quarters of an ounce of beaten senna, and mix all together in four ounces of honey; take the bigness of a nutmeg night and morning for five days together; then once a week for some time; then once a fortnight.

For

For Shortness of Breath.

TAKE two quarts of elder-berry-juice when very ripe, put one quart in a pipkin to boil, and as it consumes, put in the rest by a little at a time ; boil it to a balsam, it will take five or six hours in boiling. Take a little of it night and morning, or any time.

To cure a pimpled Face, and sweeten the Blood.

TAKE fena one ounce, put it in a small stean-pot, and pour a quart or more of boiling water on it ; then put as many prunes as you can get in ; cover with paper, and set it in the oven with household-bread ; and take of this every day, one, two, three, or more of the prunes and liquor, according as it operates ; continue this always, or at least half a year.

To cure the Dropsy, Rheumatism, Scurvy, and Cough of the Lungs.

TAKE *English* orris-roots, squills, and elecampane-roots, each one ounce, hyffop and hore-hound-leaves, each one handful, the inner rind of green elder and dwarf-elder, of each one handful, fena one ounce and half, agarick two drams, ginger one dram ; cut the roots thin, and bruise the leaves, and put them into two quarts of the best *Lisbon* wine ; let these boil an hour and half on a gentle fire in an earthen mug, very close stopt with a cork, and ty'd down with a bladder, that no air come to it, and so set it in a large pot of boiling water ; set it so that no water get into the mug, which must hold three quarts, that all the ingredients may have room to go in ; when it is almost cold, strain it out very hard ; you must scrape the elder downwards ; take this for a week together if you can, and then miss a day ; and if that does not do, go on with your other

other bottle of the same ; take it in a morning fasting, ten spoonfuls at a time, without any posset-drink ; it will both vomit and purge you ; it is an unpleasant taste, therefore take a lump of sugar after it ; when it is quite cold, after it is strain'd off, let it stand in a flagon to settle a night and a day, then bottle it up clear and fine for use : it is an admirable medicine.

To stop Bleeding.

TAKE a pint of plantane-water, put to it two ounces of isinglas, and let it stand 24 hours to dissolve ; pour it from the dregs, and put in a pint of good red port-wine, and add to it three or four sticks of cinamon, and two ounces of double-refin'd sugar ; give it a boil or two, and pour it off : let the party take two or three spoonfuls, two or three times a day.

To cure a Cancer.

TAKE a dram of the powder of crabs-claws finely searced, and made into paste with damask-rose-water, and dry'd in pellets of lozenges ; powder the lozenges as you use them, and drink the powder in whey every morning fasting : if there be a sore, and it is raw, anoint it with a salve made of dock-roots and fresh butter ; make a seaton or issue in the neck, keep a low diet ; keep from any thing that is salt, four, or strong.

To cure the Joint-Evil.

TAKE good store of elder-leaves, and distil them in a cold still ; let the person drink every morning and evening half a pint of this water, and wash the sores with it morning and evening, first warming it a little, and lay fresh elder-leaves on the sores, and in a little time you will find they will dry up, but be sure to follow it exactly ; it has cured when all other remedies have failed.

For

For the Green-Sickness.

TAKE centaury the less, and wormwood and rosemary-flowers, of each a handful, gentian-root a dram, coriander-seeds two drams; boil these in a quart of water, sweeten it with syrup of steel, and take four or five spoonfuls in the morning, and as much in the afternoon.

To take off Freckles.

TAKE bean-flower-water, or elder-flower-water, or May dew gather'd from corn, of either the quantity of four spoonfuls, and add to it one spoonful of oil of tartar very new drawn; mix it well together, and often wash the face with it; let it dry on.

To make Pomatum.

TAKE almost a dram of white wax, two drams of *sperma ceti*, an ounce of oil of bitter almonds; slice your wax very thin, and put it in a gallipot, and put the pot in a skillet of boiling water; when the wax is melted, put in your *sperma ceti*, and just stir it together, then put in the oil of almonds; after that take it off the fire, and out of the skillet, and stir it till cold with a bone knife; then beat it up in rose-water till it is white; keep it in water, and change the water once a day.

A Salve for a Sprain.

TAKE a quarter of a pound of virgin-wax, a quarter of a pound of frankincense, half a pound of burgamy-pitch; melt them well together, stirring them all the while till they are melted; then give them a good boil, and strain them into water; work it well into rolls, and keep it for use; the more it is work'd, the better it is; spread it on leather.

A rare green Oil for Aches and Bruises.

TAKE a pottle of oil of olives, and put it into a stone pot of a gallon, with a narrow mouth; then take southernwood, wormwood, sage, and chamomile, of each four handfuls; a quarter of a peck of red rose-buds, the white cut from them; shred them together grossly, and put them into the oil; and once a day, for nine or ten days, stir them well; and when the lavender-spike is ripe, put four handfuls of the tops in, and let it stand three or four days longer, and cover'd very close; then boil them an hour upon a slow fire, stirring it often; then put to it a quarter of a pint of the strongest *aqua vitæ*, and let it boil an hour more; then strain it thro' a coarse cloth, and let it stand till it is cold, and keep it in glassess for use; warm a little in a spoon or saucer, and bathe the part affected.

To take out Spots of the Small-Pox.

TAKE half an ounce of oil of tartar, and as much oil of bitter almonds; mix it together, and with a fine rag daub it often on the face and hands, before the air has penetrated into the skin or flesh.

For the Colick.

TAKE a dram and a half of Dr. *Holland's* powder, and mix it in a little sack, and take it, and drink a glass of sack after it; it gives present ease.

An approved Remedy against spitting of Blood.

TAKE of the tops of stinging-nettles, plantane-leaves, of each a like quantity; bruise them, and strain the juice out, and keep it close stopt in a bottle, of which take three or four spoonfuls every morning and evening sweeten'd with sugar of roses: the juice of comfry-roots drank with wine is also very good: let the patient be blooded at first, and
some-

sometimes gently purg'd ; but if there happens to be any inward soreness, occasion'd by straining, this electuary will be very convenient, *viz.* Take an ounce of *Lucatellus's* balsam, of conserve of roses two ounces, twelve drops of spirit of sulphur, to be made into a soft electuary with syrup of white poppies : the dose is the quantity of a nutmeg every morning and evening.

A Receipt that cur'd a Gentleman who had a long time spit Blood in a great Quantity, and was wasted with a Consumption.

TAKE of hyssop-water, and of the purest honey, of each a pint ; of agrimony and coltsfoot, of each a handful ; a sprig of rue, brown sugarcandy, liquorice slic'd, shavings of harts-horn, of each two ounces ; aniseeds bruised one ounce, of figs sliced, and raisins of the sun stoned, of each four ounces : put them all into a pipkin with a gallon of water, and boil it gently over a moderate fire till half is consumed ; then strain it, and when it is cold, put it into bottles, being close stoppt : take four or five spoonfuls every morning, at four in the afternoon, and at night, the last thing : if you add fresh water to the ingredients, after the first liquor is strain'd off, you will have a pleasant drink, to be used at any time when you are dry.

An infallible Cure for the galloping Consumption.

TAKE half a pound of raisins of the sun stoned, a quarter of a pound of figs, a quarter of a pound of honey, half an ounce of *Lucatellus's* balsam, half an ounce of powder of steel, half an ounce of flour of elecampane, a grated nutmeg, one pound of double-refin'd sugar pounded ; shred, and pound all these together in a stone mortar ; pour into it a
pint

pint of fallet-oil by degrees; eat a bit of it four times a day the bigness of a nutmeg; every morning drink a glass of old *Malaga* sack, with the yolk of a new-laid egg, and as much flour of brimstone as will lie upon a six-pence; the next morning as much flour of elecampane, alternately; and if this will not cure you, the Lord have mercy upon you.

For the Scurvy.

TAKE a pound of guaiacum-bark, and half a pound of saffraſas, and a quarter of a pound of liquorice; boil all these in three quarts of water, till it comes to three pints; and when it is cold, put it in a vessel with two gallons of ale: in three or four days it is fit to drink, and drink no other drink for six or twelve months, according to the violence of the distemper; it will certainly cure.

For the Jaundice.

TAKE ſometares (such as you feed pigeons with) and dry them in an oven, and beat them to powder, and sift them, and take a spoonful of that powder in a morning fasting, and drink half a pint of white-wine after it; and do this for three mornings together, and it will cure, tho' very far gone.

For Corns on the Feet.

TAKE the yeast of beer, (not of ale) and spread it on a linen rag, and apply it to the part affected; renew it once a day for three or four weeks; it will cure.

For Chilblains.

ROAST a turnip soft, beat it to mash, and apply it as hot as can be endur'd to the part affected; let it lie on two or three days, and repeat it two or three times.

To stop Bleeding inwardly.

TAKE two drams of henbane-feed, and the like of white poppy-feed; beat them up with conserve of roses, and give the quantity of a nutmeg at a time; or take 12 handfuls of plantane-leaves, and six ounces of fresh comfry-roots; beat these, and strain out the juice, and add to it some fine sugar, and drink it off.

To stop Vomiting.

TAKE a large nutmeg, grate away half of it, and then toast the flat side till the oil ouze out; then clap it to the pit of the stomach, let it lie so long as it is warm; repeat it often till cur'd.

To kill a Tetter.

TAKE flour of brimstone, ginger, and burnt alum, a like quantity; mix it with fresh butter unsalted, anoint as hot as can be endur'd at bed-time; in the morning wash it off with celandine-water heated; while this is continued, the party must sometimes take cordials, to keep the humour from going inward.

An Ointment for a Blast.

TAKE velvet-leaves, and wipe them clean, and chop them small, and put them to unsalted butter out of the churn, and boil them gently till the goodness is out of the leaves; then strain it into a gallipot, and keep it for use; lay velvet-leaves over the part, after it is anointed.

A Poultice to ripen Tumours.

TAKE half a pound of figs, two ounces of white lily-roots, two ounces of bean-flour or meal; boil these in water till it comes to a poultice; spread it thick on a cloth, apply it warm, and shift it as often as it grows dry.

For the Teeth.

TAKE a pint of spring-water, put to it six spoonfuls of the best brandy, wash the mouth often with it, and in the morning roll a bit of alum a little while in the mouth.

For a Drought in a Fever.

MAKE barley-water, sweeten it with syrup of violets, and tincture it with spirit of vitriol; let them drink sometimes of this; put *sal prunella* in beer or posset-drink, and sometimes drink of that; and if they are sick or faint, give a spoonful of cordial in a dish of tea.

A Powder that has restored Sight when almost lost.

TAKE of betony, celandine, saxifrage, eyebright, pennyroyal, and levisticum, of each a handful; of aniseeds and cinamon, of each half an ounce; take also of grains of paradise, ginger, hyssop, parslly, origany, osier of the mountain, of each one dram; galingal and sugar, of each an ounce; make all into a fine powder, and eat of it every day with your meat such a quantity as you used to eat of salt, and instead of salt: osier, you must have that at the physick-garden.

For a Cough settled on the Stomach.

TAKE half a pound of figs sliced, raisins of the sun stoned as many, and a stick of liquorice scraped and sliced, a few aniseeds, and some hyssop wash'd clean; put all these in a quart of spring-water, boil it till it comes to a pint; then strain it, and sweeten it with white sugarcandy: take two or three spoonfuls morning and night, and when the cough troubles you.

To cure a Dropsy.

TAKE of horse-radish roots, slic'd the long way as thin as you can, two ounces; sweet fennel-roots slic'd two ounces, sweet fennel-seeds beaten two ounces, the tops of thyme, winter-favory, sweet marjoram, water-creffes and nettle-tops, of each one handful, wip'd and shred small; boil these in three pints of spring-water, a quart of sack, and a pint of white-wine; cover it close, and let it boil till half be consumed; then take it off the fire, and let it stand to settle three hours; then strain it out, and to every draught put in an ounce of the syrup of the five roots, which you may have ready made at an apothecary's. Take this in the morning fasting, and at three o'clock in the afternoon, and fast three hours after it. If the party have the scurvy, (which usually goes with the dropsy) then add a spoonful of the juice of scurvygrass to each draught.

An excellent Method to cure the Dropsy.

TAKE a good quantity of black snails, stamp them well with bay-salt, and lay to the hollow of the feet, putting fresh twice a day; take likewise an handful of spear-mint and wormwood, bruise them, and put them in a quart of cream, which boil till it comes to an oil; then strain, and anoint those parts which are swell'd. Take of the tops of green broom, which after you have dry'd in an oven, burn upon a clean hearth to ashes, which mingle very well with a quart of white-wine; let it stand all night to settle, and in a morning drink half a pint of the clearest; at four in the afternoon, and at night going to bed, do the same. Continue laying the poultice to your feet, and drinking the white-wine for three weeks together; this method has been often us'd with success.

An experienc'd Eye-water to strengthen the Sight, and prevent Cataracts.

TAKE of eyebright-tops two handfuls, of celandine, vervain, betony, dill, ground-pine, clary, avens, and pimperl, of each an handful, rosemary-flowers an handful; of capon's-gall and aloes bruis'd, of each half an ounce, of long-pepper a dram; infuse 24 hours in two quarts of white-wine, then draw it off in a glass-still; drop the water with a feather into the eye often.

For Stuffing in the Lungs.

TAKE white sugar-candy powder'd and sifted two ounces, *China* roots powder'd and sifted one ounce; flour of brimstone one ounce. Mix these with conserve of roses, or the pap of an apple; and take the bigness of a walnut in the morning, fasting an hour after it; and the last at night, an hour after you have eaten or drank.

To cure Spitting of Blood, if a Vein is broken.

TAKE mice-dung beaten to powder, as much as will lie on a six-pence; and put it in a quarter of a pint of the juice of plantane, with a little sugar: Give it in the morning fasting, and at night going to bed. Continue this some time, and it will make whole, and cure.

To give Ease in a violent Fit of the Stone.

TAKE a quart of milk, and two handfuls of dry'd sage, a pennyworth of hempseed, one ounce of white sugar-candy: Boil all these together a quarter of an hour, and then put in half a pint of rhenish-wine. When the curd is taken off, with the ingredient, put it in a bag, and apply it to the grieved part; and of the liquor drink a good glass-full. Let both be as hot as can be endured. If there is not ease

ease the first time, warm it again, and use it. It seldom fails.

For the Strangury.

TAKE three spoonfuls of the juice of chamomile in a small glass of white-wine, thrice a day, for three days together.

To procure easy Labour.

TAKE half a pound of figs, half a pound of raisins of the sun ston'd, four ounces of liquorice scrap'd and slic'd; one spoonful of aniseeds bruised; boil all these in two quarts of spring-water, till one pint is wasted; then strain it out, and drink a quarter of a pint of it morning and evening six weeks before the time.

To procure speedy Delivery when the Throws are gone.

TAKE half a dram of borax powder'd, and mix'd with a glass of white-wine, some sugar, and a little cinamon-water: if it does no good the first time, try it again two hours after, so likewise the third time.

To bring the After-Birth.

GIVE 30 or 35 drops of oil of juniper in a good glass of sack.

To prevent After-Pains.

TAKE half an ounce of large nutmegs, and toast them before the fire, and one ounce of the best cinamon, and beat them together; then mix it with the whites of two eggs, beating it together in a porringer; and take every morning in bed as much as will lie on the point of a knife, and so at night; and drink after it the following caudle:

Take a quarter of a pint of *Alicant* wine or tent, a quarter of a pint of red rose-water, and a quarter of a pint of plantane-water; mingle all three together,

ther, and beat three new-laid eggs, yolks and whites, and make a caudle of them; put into it two ounces of double-refin'd sugar, a quarter of an ounce of cinamon; you must boil the cinamon in the wine and water before the eggs are in; and after all is mixed, put to it half a dram of the powder of knot-grass; take of this six spoonfuls morning and evening after the electuary.

Another for the same.

TAKE a small quantity of bole-armoniac, and boil it in new milk. Let the party drink of it morning and evening, if it be either a woman with child, or in child-bed.

Take also some hog's-dung, and wrap it in a fine linen rag, warm it well, and put it to the lower part of the belly, and it will stop immediately.

To stop Floodings.

TAKE the white of an egg, and beat it well with four or five spoonfuls of red rose-water, and drink it off morning and night nine mornings together; it has cured when all other things have failed.

Let the party often take ising-glass boiled or dissolved in warm new milk, a pint at a time.

A Plaister for a Weakness in the Back.

TAKE plantane, comfry, knot-grass, shepherd's-purse, of each one handful; stamp them small, and boil them in a pound of oil of roses, and a little vinegar; when 'tis well boil'd, strain it, and set it on the fire again, and put to it four ounces of wax, one ounce of chalk, bole-armoniac one ounce, and terra-sigillata one ounce; boil all well, keeping it still stirring; then cool it, and make it into rolls, and keep it for use; spread it on leather when you lay it to the back.

A Drink for the same.

TAKE four roots of comfry, and of knot-grass and clary one handful, a sprig of rosemary, a little galengal, a good quantity of cinamon and nutmeg sliced, the pith of the chine of an ox. Stamp and boil all these in a quart of muscadine, then strain it, and put in six yolks of eggs; sweeten the caudle to your taste with double-refin'd sugar, and drink a good draught morning and evening. Take of crocus martis, and conserve of red roses mixed together, three or four times a day.

For the Dysentery or Bloody-Flux.

TAKE an iron ladle; anoint it with fine wax; put into it glass of antimony, what you please; set it on a slow fire, without flame, half an hour, still stirring it with a spatula; then pour it out on a clean linen cloth, and rub off all the wax. Grind it to powder.

This is the receipt as I got it; but I kept it three quarters of an hour on the fire, and could not rub off any wax. The dose for a boy of 7 or 8 years, 3 grains; for a weak adult, 5 grains; for a strong woman, 12 or 14 grains; for a very strong man, 18 or 20 grains.

N. B. I never gave above 14 grains, and in the making of it put about a dram of wax to an ounce of the glass. It sometimes vomits, always purges, and seldom fails of success. I always intermit one day at least betwixt every dose.

For a Flux.

TAKE a pint of new milk, and dissolve in it half a quarter of a pound of loaf-sugar, as much mithridate as the bigness of a walnut; give this for a clyster moderately warm; repeat it once or twice, if there be occasion.

For the Falling down of the Fundament.

TAKE ginger and slice it, and put it in a little pan, heat it by clear well kindled coals, and put it in a close-stool. Let the party sit over it, and receive the fume; cast in the ginger by little and little, and keep warm.

To increase Milk in Nurses.

MAKE gruel with lentils, and let the party drink freely of it; or else boil them in posset-drink, which they like best.

A good Purge.

INFUSE an ounce of fena in a pint of water, till half be consumed; when 'tis cold, add to it one ounce of syrup of roses, and one ounce of syrup of buckthorn; mix them well together. This quantity makes two strong purges for either man or woman, and four for a child.

To prevent Miscarrying.

TAKE of dragons-blood the weight of a silver two-pence, and a dram of red coral, the weight of two barley-corns of ambergrease, the weight of three barley-corns of *East-India* bezoar; make all these into a very fine powder, and mix them well together, and keep them close in a box; and if you are frightened, or need it, take as much at a time as will lie on a penny, and keep very still and quiet. Take it in a caudle made with muscadine or tent, and the shucks of almonds dried and beaten to powder, and thicken it with the yolks of eggs. Take it in a morning fasting, and at night going to bed; this do till you are out of danger, and lay the following plaister to the back:

Take *Venice* turpentine, and mix with it bole-armoniac, and spread it on black-brown paper the length and breadth of a hand, and lay it to the small of the back, keeping bed.

For

For the Green-sickness.

TAKE an ounce of the filings of steel, or rusty iron beaten to powder, and mix it with two ounces of the flour of brimstone; then mix it up into an electuary with treacle; the party must take the quantity of a nutmeg in the morning fasting, and at four in the afternoon, and continue it till cured.

To procure a good Colour.

TAKE germander, rue, fumitory, of each a good handful, one pennyworth of saffron tied up in a rag, half a pound of blue currants bruised; stamp the herbs, and infuse all these ingredients in three pints of sack over a gentle fire till half be consumed; drink a quarter of a pint morning and evening, and walk after it; repeat this quantity once or twice.

You may add a spoonful of the following syrup to every draught: Take three ounces of the filings of steel, and put it in a glass bottle with a dram of mace, and as much cinamon; pour on them a quart of the best white wine, stop it up close, and let it stand 14 days, shaking the bottle every day; then strain it out into another bottle, and put two pound of fine loaf-sugar to it finely beaten; let it stand till the sugar is dissolved without stirring it; then clear it into another bottle, and keep it for use.

A Receipt for the Gout.

THE following prescription of the celebrated Messieurs *Boerhaave* and *Osterdyke*, for the cure of the gout, has been tried with so much success by a gentleman who was afflicted with that distemper from the age of 15 to upwards of 40, and is now, as he hopes, perfectly cured of it, and is returning (with all proper caution) to his usual (temperate) manner of living; and it has besides done so much good to several others to whom the salutary regimen has been communicated, that he thinks he can-

not do a more acceptable service to the publick, nor make a better acknowledgment for the benefit he has received by it, than to publish the same for the general good of his fellow creatures; and though he cannot answer for it, that it may have the same happy effects on every constitution that it has had with him, yet he doubts not that the innocence of the method prescribed, and the disinterested manner in which he offers it to the publick; will be a sufficient justification of his good intentions, and a better recommendation of its genuineness and efficacy, than any thing he can say further on this subject.

Professors BOERHAAVE and OSTER-DYKE's Regimen prescrib'd for the Gout.

THEY are of opinion, that the gout is not to be cur'd by any other means but by a milk diet, which will in twelve months time alter the whole mass of blood; and in order thereto, the following directions must be strictly observ'd and follow'd:

I. You must not taste any liquor, only a mixture of one third milk and two thirds water, your milk as new as you can get it, and to drink it as often as you have occasion for it, without adding any other to it. A little tea and coffee is likewise permitted, with milk.

II. In a morning, as soon as awake, and the stomach has made a digestion, you must drink eight ounces of spring-water, and fast two hours after; then eat milk and bread, milk-pottage, or tea, with milk, with a little bread and fresh butter.

III. At dinner you must not eat any thing but what is made of barley, oats, rice, or millet-seed, carrots, potatoes, turnips, spinage, beans, pease, &c. You may likewise eat fruit when full ripe, baked pears or apples, apple-dumplings, but above all milk and bisket is very good, but nothing salt or sour, not even a *Seville* orange.

IV. At supper you must eat nothing but milk and bread.

V. It

V. It is necessary to go to bed betimes, even before nine o'clock, to accustom yourself to sleep much, and use yourself to it.

VI. Every morning before you rise, to have your feet, legs, arms and hands, well rubb'd with pieces of woollen cloth for half an hour, and the same going to bed. This article must be strictly observed; for by this means the humours, knobs, and bunches will be dissipated, and prevent their fixing in the joints, by which they become useless.

VII. You must accustom yourself to exercise, as riding on horse-back, which is best, or in any coach, chaise, &c. the more the better; but take care of the cold weather, winds, and rain.

Lastly, In case a fit of the gout should return, and be violent, which they are of opinion will not, then a little dose of opium, or laudanum, may be taken to compose you; but no oftner than necessity requires. They are of opinion, that your father or mother having the gout, is of no consequence, if you will resolve to follow the foregoing directions strictly.

For the Gout.

TAKE a pound of bees-wax, and half a pound of rosin, of olibanum four ounces, of litharge of gold finely powder'd, and white-lead, of each twelve ounces; of neat's-foot oil, a pint. Set the oil, together with the bees-wax and rosin, over the fire; as soon as they are melted, put in the powders, keeping it continually stirring with a stick; as soon as it is boiled enough, take it off the fire, and pour it on a board anointed with neat's-foot oil, and make it into rolls; apply this plaister, spread on sheep's leather, to the part affected; once a week take of caryocostinum, the quantity of a large nutmeg dissolved in white-wine, keeping yourself warm after it; by applying this plaister, and taking the caryocostinum, there are many which have found very great benefit.

Another

Another of the same.

TAKE as much *Venice* treacle as a hazel-nut, mix'd up with a scruple of *Gascoign's* powder three or four nights together, when the fit is either on you, or coming on.

For the Piles.

TAKE of the tops of parsley, of mullet, and of elder-buds, of each one handful; boil in a sufficient quantity of fresh butter till it looks green, and has extracted the smell of the herbs; strain, and anoint the place with it three or four times a day.

A bitter Draught,

TAKE of the leaves of *Roman* wormwood, the tops of centaury and *St. John's-wort*, of each a small handful, roots of gentian slic'd two drams, caraway-seeds half an ounce; infuse these in half a pint of rhenish, and three pints of white-wine, for four or five days; take a quarter of a pint in a morning, filling up the bottle, and it will serve two or three months.

For the Piles.

TAKE calcin'd oyster-shells, mix it with honey, and anoint the part tenderly night and morning.

Another for the same.

TAKE a sheet of lead, and have a piece of lead made like a slickstone; then between them two grind white lead and sallet-oil till it is very fine; put it in a gallipot for use. If the piles are inward, cut a piece of old tallow candle, and dip it in this ointment, and put it up: if outward, put some on a fine rag, and put it to them.

For the Hemorrhoides inflam'd.

LET the party dip their finger in balsam of sulphur made with oil of turpentine, and anoint the place two or three times a day.

For

For Costiveness.

TAKE virgin-honey a quarter of a pound, and mix it with as much cream of tartar as will bring it to a pretty thick electuary, of which take the bigness of a walnut when you please ; and for your breakfast eat water-gruel with common mallows boil'd in it, and a good piece of butter ; the mallows must be chopt small, and eaten with the gruel.

To raise a Blister.

THE seeds of *Clematis Peregrina* being bound hard on any place, will in an hour or two raise a blister, which you must cut and dress with melilot plaister or colewort leaves, as other blisters.

Likewise leaven mix'd with a little verjuice, and about half a pennyworth of *Cantharides* flies, and spread on leather the bigness you please, will in nine or ten hours raise a blister, which dress as usual.

Plaister for the Feet in a Fever.

TAKE of briony-roots one pound, tops of rue a handful, black soap four ounces, and bay-salt two ounces ; beat all these in a mash, and out of this spread on a cloth for both feet ; apply it warm, and sew cloths over them, and let them lie 12 hours ; if there be occasion, renew them three times.

A Drink for a Fever.

TAKE a quart of spring-water, and boil in it an ounce of burnt harts-horn, a nutmeg quarter'd, a stick of cinamon ; let it boil a quarter of an hour ; when it is cold, sweeten it to your taste with syrup of lemons or fine sugar, with as many drops of spirit of vitriol as will just sharpen it. Drink of this when you please.

A Vomit.

TAKE seven or eight daffodil-roots, and boil them in a pint of posset-drink, and in the
working

working drink carduus-water a gallon or more ; your posset must be cold when you drink it, and your carduus-tea must be blood-warm ; if it works too much, put some salt in a dish of posset, and drink it off.

For the Hickup.

TAKE three or four preserv'd damsons in your mouth at a time, and swallow them by degrees.

For the Cramp.

TAKE of rosemary-leaves, and chop them very small, and sew them in fine linen, and make them into garters, and wear them night and day ; lay a down pillow on your legs in the night.

For Weakness in the Hands after a Palsy.

TAKE of the tops of rosemary, bruise it, and make it up into a ball as big as a great walnut, and let the party roll it up and down in their hand very often, and grasp it in the hand till it is hot ; do this very often.

For an old Ach or Strain.

TAKE an ounce of *Lucatellus's* balsam, and mix it with two drams of oil of turpentine, gently heat it ; anoint the place, and put new flannel on it.

A new Method for curing the Venereal Disease.

IT need not be said what direful accidents daily happen to people by salivations, as the loss of teeth, of hearing, of a healthful constitution, and often even loss of life itself ; and what makes this case still more deplorable is, that it has been generally thought, that nothing but an high salivation is the proper and adequate cure for this distemper ; but the learned *Dr. Chicoyneau* has happily discover'd and prov'd the contrary ; his method, which is sometimes call'd *the Montpellier method*, and sometimes *the new French*

French method, and which is attended with very little pain, and no danger at all, is as follows :

The doctor, according as he finds the patient's case to be, sometimes orders a little blood to be taken away, sometimes a gentle purge or two to be taken ; but always makes him bathe five or six times, and always an hour each time ; after which the whole operation consists in nothing more than rubbing his feet, legs, and arms, four, five, or six times, as the case requires, with a mercurial ointment, in such quantities, and at such proper intervals of time, that no high salivation may be rais'd thereby ; sometimes indeed, but not always, a gentle, moderate spitting will ensue, nor is it possible in some constitutions to prevent it ; but then it is never carry'd high nor encourag'd, it is neither troublesome nor dangerous ; the patient during this time keeps his chamber, and observes a regular diet, and all he suffers is only a little feverish heat and restlessness sometimes for a day or two, when the operation is at the height.

After this manner only, without any further trouble or danger, does Dr. *Chicoyneau* cure the most inveterate pox, with all its symptoms and attendants ; it is therefore greatly to be wish'd that all our surgeons, and others who undertake the cure of this disease, could be prevail'd on, out of regard to the ease and safety of mankind, wholly to lay aside the old pernicious way of salivation, and embrace this new and safe method.

There are some hundreds of gentlemen in *England* that can from their own experience bear witness to the excellency and efficacy of it ; I myself, and three others that are now in company with me, have been all cur'd by it, two by Dr. *Chicoyneau* himself, in *France*, and the other two here in *London*.

If any person is desirous to be further inform'd as to this practice, he may consult a book written by Dr. *Chicoyneau*, and translated into *English* by Dr. *Willoughby*, entitled, *The Practice of Salivation shewn to be of no Use or Efficacy in the Cure of the Venereal Disease,*
but

but greatly prejudicial to it, &c. or else a treatise published by Dr. Didier, one of the Professors at *Montpelier*; or lastly, a pamphlet lately publish'd here, entitled, *A Letter from a Physician in London to his Friend in the Country*, giving an account of the *Montpelier* practice in curing the venereal disease, &c.

For the Jaundice.

TAKE half an ounce of rhubarb made into powder, and beat it well, with two handfuls of good currants well cleans'd; and of this electuary take every morning a piece as big as a nutmeg for 14 or 15 mornings together, or longer, if need require.

For the Colick.

TAKE half a pint of Dr. Stevens's water, as much plague-water, as much juniper-berry-water, and an ounce of powder of rhubarb; shake the bottle, and take four or five spoonfuls at a time when the fit is on you, or likely to come.

For a Burn.

MIX lime water with linseed-oil, beat it together, and with a feather anoint the place, and put on a plaister to defend it.

To cure a Place that is scalded.

TAKE linseed-oil, and put to it as much thick cream, beat them together very well, and keep it for use; anoint the place that is scalded twice a day, and it will cure it; put on it soft rags, and let nothing press it.

The bitter Draught.

TAKE of gentian-root three drams, of chamomile-flowers one ounce, of rosemary-flowers one ounce, tops of centaury, tops of *Roman* wormwood, tops of carduus, of each one handful; boil all these in 2 quarts of spring-water till it comes to a quart; you may add a pint of white-wine to it; strain it out,

out, and when it is cold, bottle it ; drink a quarter of a pint in the morning, and as much at four o' clock in the afternoon.

To draw out a Thorn.

TAKE the roots of comfrey, and bruise them in a mortar with a little boars-grease, and use this as a plaister.

For a scald Head.

TAKE three spoonfuls of juice of comfry, two pennyworth of verdigrease, and half a pound of hogs-lard ; melt it together, but let it not boil ; cut off the hair, and anoint the place ; it will cure it.

For the Falling-Sickness.

TAKE the after-birth of a woman, and dry it to powder, and drink half an ounce thereof in a glass of white-wine for six mornings together : if the patient be a man, it must be the after-birth of a female child ; if a woman, the contrary.

For the Trembling at the Heart.

MAKE a syrup of damask-roses, and add thereto a small quantity of red coral, pearl, and amber-grease, all finely beaten and powder'd ; take this so long as your pain continues, about a spoonful at a time.

For a Pleurisy, if the Person cannot be blooded.

TAKE of carduus, the feeds or leaves, a large handful ; boil them in a pint of beer till half is consum'd ; then strain it, and give it the party warm ; they must be fasting when they take it, and fast six hours after it, or it will do them harm.

To draw a Rheum from the Eyes.

ROAST an egg hard, then cut out the yolk, and take a spoonful of cummin-feed, and a handful of bears-foot; bruise them, and put them into the white of the egg, so lay it hot on to the nape of the neck, bind it on with a cloth, and let it lie 24 hours, so lay on fresh again; it will cure in a little time.

To clear the Eyes.

TAKE the white of hens-dung, dry it very well, and beat it to powder; sift, and blow it into the eyes when the party goes to bed.

For a Pin or Web in the Eye.

TAKE the gall of a hare, and honey, of each a like quantity; mix them together, and take a feather, and put a little into the eye, and it will cure in two or three days.

If a hair or fish-bone stick in the throat, immediately swallow the yolk of a raw egg; it is a very good thing.

An extraordinary Ointment for Burns and Scalds.

TAKE of red dock-leaves, and mallow-leaves, of each a large handful, two heads of houseleek, of green elder, the bark being scrap'd from it, a small handful; wash the herbs and the elder, which being cut small, boil in a pint and half of cream; boil till it comes to an oil, which, as it rises up, take off with a spoon; afterwards strain, and put to it three drams of white lead powder'd fine.

A very good Drink to be used in all Sorts of Fevers.

TAKE two ounces of burnt harts-horn, boil it with a crust of bread in three pints of water to a quart; strain, and put to it of barley, cinamon-water,
two

two ounces, cochineal half a dram; sweeten it with fine sugar, and let the patient, as often as he is thirsty, drink plentifully of it; rub the cochineal in a mortar together with the sugar.

To cure the Yellow or Black Jaundice.

TAKE a quart of white-wine, a large red dock-root, a bur-root, that which bears the small bur, two pennyworth of turmerick, a little saffron, a little of the white of goose-dung that feeds on the green; boil all these together a little while, then let it run thro' a strainer; drink it morning and evening three days.

A Plaister for the Sciatica.

TAKE of yellow wax a pound, the juice of marjoram and red sage, of each six spoonfuls, juice of onions two spoonfuls; let all these boil together till the juice is consumed; and when it is cold, put in two ounces of turpentine, and of nutmegs, cloves, mace, aniseeds, and frankincense, of each a pennyworth, finely powder'd; stir it well together, and make a plaister.

A Salve for the King's-Evil.

TAKE a burdock-root, and a white lily-root, wash, dry, and scrape them, wrap them in brown paper, and roast them in the embers; when they are soft, take them out, and cut out the burn or hard, and beat them in a mortar with boars-grease and beanflour; when it is almost enough, put in as much of the best turpentine as will make it smell of it; then put it in a pot for use.

The party must take inwardly two spoonfuls of lime-water in the morning, and fast two hours after it, and do the same at four o'clock in the afternoon; if there be any swelling of the evil, they must bathe it with this water a quarter of an hour together, a little warm'd, and wet a cloth, and bind it on the place; but if the skin be broken, only wash it in the

water, and spread a thin plaister of the salve, and lay on it; shift it once a day; if very bad, you must dress it twice a day.

To make the lime-water : Take a lime-stone as big as a man's head, it must be well burnt; put it into six quarts of boiling water, cover it close, but sometimes stir it; the next day, when it is settled, pour off the clear water, and keep it in bottles for use.

To cure Burstennes.

TAKE hemlock, and bruise it a little; heat it pretty well, and apply it twice a day, without any truss, and keep the party as still as may be; this has cured, when many other things have failed.

A Powder for Burstennes.

TAKE a good quantity of wild musk, roots and all, pick, wash, and dry them; then take of currant-leaves, vine-leaves and strings, an equal quantity; then take almost a quart of hempseed; you must lay the seed at the bottom of a pot, and the leaves and roots on the top; then put it into an oven, dry them, rub them to powder, and sift them together; the party must take as much of this powder as will lie on a six-pence in a little ale in the morning, and at four in the afternoon, and continue it five or six weeks. The powder should be made in *May*, if possible.

For the Chin-Cough.

TAKE a spoonful of the juice of pennyroyal, mix'd with sugarcandy beaten to powder; take this for nine mornings together.

To cure the Itch without Sulphur.

TAKE a handful of elecampane root, and as much sharp-pointed-dock, shred them small, and boil them in two quarts of spring-water till it comes to a pint, strain the liquor, and with it let the party wash his hands and face two or three times a day.

For

For the Itch.

TAKE of chamomile and velvet-leaves, scurvy-grass and capons feathers, of each one handful; boil these in half a pound of butter out of the churn, till it is an ointment; then strain it out, and mix it with half an ounce of black pepper beaten fine; stir it in till it is cold, and anoint the party with it all over; keep on the same linen for a week; then wash with warm water and sweet herbs, and put on clean linen: before you begin to use this, you must take brimstone and milk for three mornings; keep warm, and purge well after it is over.

For the Scurvy or Dropsy.

STAMP and strain the juice of the leaves of elder, and to a quarter of a pint of juice put so much white-wine; warm it a little, and drink it off, and do this for four or five mornings together; if it purge you, it will certainly do good: take this in the spring.

For a Looseness.

BOIL a good handful of bramble-leaves in milk, sweeten'd with loaf-sugar; drink it night and morning.

For an Ague.

GIVE as much *Virginia* snake-root, dry'd and powder'd, as will lie upon a shilling, in a glass of sherry or sack, just before the cold fit begins; use this two or three times till the ague is gone.

Another.

TAKE an ounce and half of the best refin'd aloes, and steep it in a quart of brandy; infuse it forty-eight hours, and take four spoonfuls just before the fit comes.

Another.

TAKE a pint of red rose-water, and put to it an ounce of white sugarcandy, and the juice of three *Seville* oranges; mix all together, and drink it off an hour before you expect the fit; it cures at once or twice taking.

An Ointment for a Burn or Scald.

TAKE a pound of hogs-lard, and two good handfuls of sheeps-dung, and a good handful of the green bark of the elder, the brown bark being first taken off; boil all these to an ointment: you must first take out the fire with sallet-oil, and a bit of an onion, and the white of an egg, beaten well together; then anoint with the ointment, and in less than a week it will be well.

A Cerecloth.

TAKE three pound of oil-olive, and half a pound of red lead, and half a pound of white lead, both powder'd and sifted; then take three ounces of virgin-wax, two ounces of *Spanish* soap, and two ounces of deers-suet; put all these things into a brass kettle, setting it over the fire, stirring it continually till it comes to the height of a salve, which you may know by dropping a little on a trencher; and if it neither hangs to the trencher nor your fingers, it is enough; then dip your cloths in, and when you take them out, throw them into a pail of water, and as they cool, take them out, and lay them on a table, and clap them; and when you have done, roll them up with papers between, and keep them for use; they must be kept pretty cool. This cerecloth is good for any pain, swelling, or bruise.

The yellow Balsam.

TAKE eight ounces of burgamy-pitch, 3 ounces and half of yellow bees-wax sliced, one pound of deer-suet, one ounce of *Venice*-turpentine beaten
up

up in plantane-water, half a pint of red roses, a quarter of a pint of vinegar of red roses, 24 cloves of garlick, and of salt-petre dry'd before the fire half the quantity of a nutmeg; bruise the garlick in a stone-mortar, and set the oil, vinegar, and garlick in an earthen pipkin over the fire; let it boil gently half an hour, then put in the pitch and wax, and when that is melted, put in the fuet, and one ounce of palm-oil; then let it boil a quarter of an hour longer; then take it off the fire, and put in the turpentine and salt-petre; set it over the fire again for a little while; then take it off, and let it stand to cool; then pour it gently into your gallipots, be sure you put in no dregs; the vinegar will fall to the bottom: tie the gallipots down with leather: it is an excellent salve for fore legs, boils, whitloes, fore breasts, and may safely be used to draw corruption out of any sore: put a little of it on lint, and put a plaister of the following black salve over it:

The Black Salve.

TAKE a pint of oil-olive, three quarters of a pound of yellow wax, two ounces of frankincense finely beaten and searced, two ounces of the best mastich, two ounces of olibanum, two ounces of myrrh, half a pound of white lead finely ground, and two drams of camphire; boil these till they are black; then let it stand a little; oil a board, and pour it on, and oil your hand, and make it up in rolls for use.

For the Falling-Sickness.

TAKE of the powder of man's scull, of cinnabar, and antimony, of each a dram, of the root of male-peony, and frogs-liver dry'd, of each 2 drams, of the salt of amber half a dram, conserve of rosemary two ounces, syrup of peonies enough to make it into a soft electuary, of which give the quantity of a large nutmeg every morning and evening, drinking after it three ounces of the water of the lilies of

the valley ; take it three days before the new moon, and three days before the full moon : to bring the patient quickly out of the fit, let his nostrils and temples be rubb'd with the oil of amber.

For an Ague.

TAKE a quart of strong-beer, and a good quantity of the youngest artichoke-leaves ; shred them, and boil them very well together ; when you think it almost enough, put a spoonful of mustard-seed bruised, and give it one boil ; then strain it, and bottle it : take half a pint as hot as you can, half an hour before the fit comes.

A calcin'd Water to dry up Ulcers and old Sores.

TAKE of the best *Roman* vitriol three ounces, camphire one ounce, beat them into fine powder, put them into the bottom of a crucible, and fix it in hot embers ; cover it with white paper four double, and put a little tile on it ; let it be well calcin'd, but not too much ; when it is cold, beat it into fine powder, and sift it ; then add to it three ounces of bole-armoniac, beaten and sifted ; mix all together, and to half an ounce of this powder, put a quart of spring or plantane-water ; boil the water, and when it is blood-warm, put in your half-ounce of powder, and stir it together in a pewter-bason till it is quite cold ; then put it in a bottle for use ; when you use it, shake the bottle, and pour some out, and use it as hot as can be endur'd, either by syringe, or washing the place twice or thrice a day, and use the following plaister or salve.

The Leaden Plaister.

TAKE of white lead three ounces, of red lead seven ounces, of bole armoniac nine ounces ; beat all into fine powder, and put to them a pint of the best oil-olive ; incorporate them over the fire,
and

and let them boil gently half an hour, putting in one ounce of oil of *Exeter*; stir it continually, and when it is enough, make it up in rolls. This is a drying plaister.

A Salve for a Burn or Scald.

TAKE a pound of mutton-suet shred small, melt it, and put into it thyme, sweet-marjoram, melilot, pennyroyal, and hyssop, of each a good handful chopt small, and let it stand together four days; then heat and strain it out, and put in the same quantity of herbs again, and let it stand four days longer; then heat it, and strain it out, and to that liquor put five pound of white rosin, and two pound of bees-wax sliced, and boil it up to a salve; and when it is cold enough, oil a board, pour it on it, and make it up in rolls. This is an admirable salve when the fire is taken out; you must take out the fire with oil, anoint it with oil with a feather, then lay on the plaister: it is good for a small cut, or issue inflam'd.

A green Salve.

TAKE five handfuls of clowns all-heal, stamp it and put it in a pot, and add to it four ounces of boars-grease, half a pint of oil-olive, and wax 3 ounces sliced; boil it till the juice is consumed, which is known when the stuff doth not bubble at all; then strain it, and put it on the fire again, adding two ounces of *Venice* turpentine; let it boil a little, and put it in gallipots for use; melt a little in a spoon, and if the cut or wound be deep, dip your tents in it; if not, dip lint and put on it, and defend the place with a leaden plaister; dress it once a day.

For a sore Breast, when it is broken.

TAKE a quarter of a pound of raisins of the sun stoned, and beat them very small; then add to it near as much honey, and beat it together into a
X 4 salve;

salve ; spread it on a cloth, and make tents, if occasion ; dress it once a day ; when it is well drawn, use the yellow balsam, and black or leaden plaister.

A Poultice for a sore Breast before it is broken.

BOIL white bread and milk to a poultice ; then put to it oil of lilies, and the yolk of an egg ; set it over the fire again to heat, and apply it as hot as can be endur'd ; dress it morning and night till it is broke, then dress it with the poultice of raisins.

To disperse Tumours.

TAKE of yellow wax, frankincense, and rosin, of each four ounces ; melt them together, strain it out, and when it is cool, make it in a roll, and keep it for use.

To keep a Cancer in the Breast from increasing.

TAKE of *lapis calaminaris* four ounces, all in one piece ; and having made it red hot in a crucible nine times, quench it every time in a pint of white-wine ; then take two ounces of *lapis-tutty*, and having burnt that red hot in a crucible three times, quench that every time in a pint of red rose-water ; then beat the tutty and the *calaminaris*-stone together in a mortar very fine, and put it in a glass bottle, and put the rose-water and white-wine to it, and shake it three or four times a day for nine days, before you begin to use it : you must keep the wine and the rose-water close cover'd when you quench the stone, that the steam does not go out ; when you use it, shake it well, and dip rags in it, and lay them to the breast ; let the rags remain on till it is dress'd again ; it must be dress'd twice a day, night and morning : the clear water is excellent for weak or sore eyes.

For a Swelling in the Face.

TAKE a handful of damask-rose-leaves, boil them in running-water till they are tender, stamp them to a pulp, and boil white bread and milk till it is soft ; then put in your pulp, with a little hogslard, and thicken it with the yolk of an egg, and apply it warm.

For a sore Throat.

MAKE a plaister of *Paracelsus* four inches broad, and so long as to come from ear to ear, and apply it warm to the throat ; then bruise housleek, and press out the juice ; add an equal quantity of honey, and a little burnt alum ; mix all together, and let the party often take some on a liquorice-stick.

A purging Diet-drink.

TAKE of garden scurvygrass six handfuls, water-creffes and brooklime, of each four handfuls, peach-blossoms four handfuls, nettletops and fumitory, of each three handfuls, monks-rhubarb four ounces, fena four ounces, china two ounces, sarsaparilla three ounces, rhubarb one ounce, coriander and sweet fennel-seed, of each half an ounce ; cut the herbs, slice the roots, bruise the seeds ; put them in a thin bag, and hang them in four gallons of small ale ; after three days drink a pint of it every morning ; be regular in diet, eat nothing salt or sour.

Pills to purge the Head.

TAKE of the extract of rodium two drams, and pill foetida one dram ; mix these well together, and make it into twelve pills ; take two, or if the constitution be strong, three of them, at six o'clock in the morning : drink warm gruel, or thin broth, or posset-drink, when they work.

For

For a Canker in the Mouth.

TAKE celandine, columbine, sage and fennel, of each one handful; stamp and strain them, and to the juice put a spoonful of honey, half a spoonful of burnt alum, and as much bole-armoniac beaten fine; mix and beat all these together very well, and wrap a little flax about a stick, and rub the canker with it; if it bleeds, it is the better.

A Water for sore or weak Eyes.

TAKE ground-ivy, celandine and daiesies, of each a like quantity, stamp'd and strain'd; and add to the juice a little sugar and white rose-water, shake this together, and with a feather drop it into the eyes; this takes away all manner of inflammation, spots, itching, smarting, or web; and is an excellent thing for the eyes.

An excellent Prescription for the Cure of Worms.

THE following receipt is an extraordinary remedy for the worms which breed in human bodies, and with which vast numbers of people of all ages and both sexes are afflicted, and some of them very severely, especially children, and other young persons, of whom abundance are carry'd off yearly, by being thrown thereby into convulsions, epileptick fits, vomitings, loosenesses, white or green-sickness, and other disorders, which had been judg'd to have proceeded from other causes, when the occasion thereof was worms. But as there is such a variety of disorders proceeding from those intestine animals representing other diseases, I shall for the information of such as may little imagine their malady to be occasion'd from worms, when it appears so plain to themselves and their physicians, that it is this or that other disease, first set down some of the many signs and symptoms of worms, and then prescribe

scribe the remedy to destroy, expel, and rid the patient's body of them; and this is a medicine so effectually adapted, and so innocent withal, that if it be pursued as directed, they that take it may depend it will not fail utterly and safely to do it, be the worm of any kind, or in any part of the body situated.

It is to be noted, that there are divers sorts of worms that breed in the body, and take up their residence therein, either in the stomach or bowels, and sometimes near the *sphincter ani*, or fundament, and do often knit themselves together, and appear like a bag of worms, and are supposed to be bred from the *ova*, or eggs of those animals swallowed down with the food, and encouraged and fed by viscidities in the passages; and according as they reside, or have placed themselves in the body, the symptoms and complaints which such people make, are different both in kind and degree; in some to occasion loosenesses, in others costiveness, or frequent desires to go to stool, but can't; in some to cause a fetid or stinking breath, which is a shrewd sign of worms; as is also an hard or inflam'd belly, especially in children, with a voracious appetite, an almost continual thirst, feverishness by fits, and an intermitting pulse, and glowing cheeks; in some a heaviness or pain in the head, startings in sleep, with frightful terrifying dreams; in some a sleepiness representing a lethargy; in others a nausea, or loathing of food, with or without motion to vomit, a pain and weight with a gnawing in the stomach, gripings and rumblings in the bowels, like the colick; in children a dry cough, and oftentimes screaming fits and convulsions, with white lips, and white urine; and in both old and young a weaken'd or lost appetite, giddiness in the head, paleness of countenance, with faintings and cold sweats of a sudden, indigestions, abatement of the strength, and falling away of flesh, as if dropping into a consumption; with many other symptoms, but these the chief, which

which ever more or less some or other of the m always affect where worms are the cause; and for remedy of which the following receipt may be depended on, and is very innocent, as well as powerful and effectual, as every one, when they read what it is, will believe; and when they try it, will find:

Take tops of carduus, tops of centaury, *Roman* wormwood, and flowers of chamomile, (all of them dry'd, and of the latest year's growth that you use them in) of each a small handful; cut the herbs small, but not the flowers, and put them with an ounce of wormseed bruised small into an earthen jar or pickling-pot, and pour upon 'em a quart of spring-water cold; stir all about, and then tie the pot over with a double paper, and let it stand 48 hours, opening and stirring it about five or six times in that space; at the end of 48 hours strain it thro' a cloth, squeezing the herbs as dry as you can; which fling away, and of the liquor give to a child from two to four or five years old half a spoonful, more or less, mix'd with a quarter of a spoonful of oil of beech-nuts, every morning upon an empty stomach, and to fast for about an hour after it; and also the same dose about four or five in the afternoon every day, for a week or ten days together; by which time, if the case be worms, and you make but observation, you will find them come away either dead or alive: older children must take more, in proportion to their ages; and grown persons from three or four to six or eight spoonfuls, or more, with always half the quantity of the said oil mix'd with each dose, and it will keep the body soluble, and sometimes a little loose.

This medicine has cured in supposed incurable cases, where it has prov'd at last to be from worms, when neither the physician or patient have before thought it to be so; but if it be not worms, it cannot hurt, but may cure in cases similar to worms, especially where the stomach and bowels are disorder'd.

Note,

Note, The beech-nut-oil may be had at most oil-shops ; and the reason that that oil before any other is advis'd, is, that it has a property, as has been often try'd, of killing worms of itself, when olive-oil and oil of almonds would not do it ; and as a confirmation of it, Dr. *Baglivi* says in a book of experiments upon live worms from human bodies, that he put worms into divers liquors, which were reputed would kill them, but did not under a great many hours ; and that towards night he put others into oil of sweet almonds, and found them alive the next morning ; then, after many other experiments, he put one into oil of nuts, where it dy'd presently : and *Malpighi*, another noted phyfician, fays, that of all common oils, oil of nuts is the best againft worms ; and that at *Milan*, mothers have a custom to give their little children once or twice a week toasts dipt in oil of nuts, and to grown people some spoonfuls of it fasting : and many other authors fay the fame, particularly Dr. *Nicolas Andry*, of the faculty of phyfick at *Paris*, in his treatife of worms ; who alfo fays, if you dip a pencil in oil of nuts, and anoint the bodies of live worms that any one voids, tho' you never touch their heads, they will presently grow motionless and die, beyond recovery ; the reason he fays they die fo suddenly, when anointed, is, becaufe they breathe only by the means of certain little wind-pipes that run thro' their bodies ; fo that if you stop up thofe pipes with nut-oil, which hinders the commerce of the air, (for that the parts of oil of almonds are more porous than nut-oil, and confequently lefs able to hinder the entrance of the air into the worms) of neceffity the creatures muft die for want of refpiration, tho' neither the head, nor any other part where the pipes are not, be anointed ; this is fo true, fays *Malpighi*, that if you put nut-oil upon a worm in any other part but where the pipes are, tho' the head be not spar'd, yet the worm will live, and have its natural motion ; and if you put the oil upon fome of the pipes only, you fhall fee the parts where thofe
pipes

pipes are become immoveable; but if you put it, says he, upon all the trachea's or pipes, the whole worm becomes motionless, and dies in an instant; and I do assure the publick, that the same has been many times try'd, and found, both by myself and others, that no other oil whatever would do what this will; and the late Dr. *Radcliffe*, in many of his prescriptions I have seen, order'd that oil, preferable to all others, where he had any reason to suspect the patient had worms; and in one very remarkable case of a young lady of thirteen I could name, who was at death's-door with the green-sickness, as suppos'd, and who by the use of this very oil, and such bitters as he believ'd the case then indicated, once or twice a day repeated, was cured perfectly, upon her voiding clusters of small worms for several days together, some of which were inclos'd in a cystis or bag.

This I was willing to observe, that people may be sure to get the oil of nuts, and not any other oil.

A Clyster for the Worms.

TAKE of rue, wormwood, lavender-cotton, three or four sprigs of each, a spoonful of aniseeds bruised; boil these in a pint of milk till the third part be consumed; then strain it out, and add to it as much aloes finely powder'd, as will lie on a three-pence; sweeten it with honey, and give it pretty warm; it should be given three mornings together, and the best time is three days before the new or full moon.

Lucatellus's Balsam.

TAKE of *Venice* turpentine a pound, the best oil three pints, sack 6 spoonfuls, yellow wax half a pound, natural balsam one ounce, oil of *St. John's-wort* an ounce, red sanders well powder'd an ounce; cut the wax in thin slices, and set it over the fire in a large skillet, and when it is all melted, put in the turpentine; first wash it three several times in red rose-water; then stir them well together till they
boil

boil a little ; then take it off from the fire, and let it cool ; the next day take it out of the skillet, and cut it in thin slices, that all the water may be got out of it ; then set it over the fire again, and when it is melted, stir it well together ; then put in the oil, and the oil of *St. John's-wort*, and the natural balsam, and the sack and the sanders, stirring them all together very well ; then let it boil a little while, and take it off the fire, and stir it two hours all one way ; when it is cold, put it in gallipots, and cover them with leather ; it will keep good 20 years, and the older the better.

A Salve for a Cerecloth for Bruises or Aches.

TAKE a pint of oil, nine ounces of red lead, two ounces of bees-wax, a shilling's-worth of sperma ceti, two ounces of rosin beaten and sifted ; set all these on a soft fire in a bell-skillet, stirring till it boils ; and then try it on a rag, whether it firmly sticks upon it ; when it does stick, take it off ; and when you have made what cerecloths you please, pour the rest on an oil'd board, and make it up in rolls ; it is very good for a cut or green wound.

An excellent Recipe for the Cure of Colds.

TAKE of *Venice* treacle half a dram, powder of snake-root twelve grains, powder of saffron six grains, volatile salt of harts-horn four grains, syrup of cloves a sufficient quantity to make it into a bolus, to be taken, going to rest, drinking a large draught of mountain-whey after it ; those who can't afford mountain-whey, may drink treacle-possiet.

To such constitutions as can't be provok'd to sweat, opening a vein, or a gentle purge, will be of great service.

An Ointment for a Cold on the Stomach.

TAKE an ounce and half of the oil of valentia scabiosa, oil of sweet almonds a quarter of an ounce, a quarter of an ounce of man's fat, and four scruples of the oil of mace; mix these together, and warm a little in a spoon, and night and morning anoint the stomach; lay a piece of black or lawn-paper on it.

To make Gascoign's Powder.

TAKE of powder of pearl, red coral, crabs-eyes, white amber and harts-horn, of each an ounce; beat them to a fine powder, and searce them; then take a dram of oriental bezoar, and a dram of amber-grease, and mix with the powders; then take of the black toes of crabs-claws, beaten to a fine powder, as much as of all the rest of the powders, for this is the chief; then mix all well together, and make 'em up in balls in jelly of harts-horn, and in your jelly infuse a small quantity of saffron, to give them a colour; when you have rolled them in balls as big as a walnut, lay them on a *China* or silver plate to dry; when they are fully dry and hard, paper them up, and keep them for use: the dose you must give at a time is, to a man or woman, ten or twelve grains in dragon, carduus, or the Lady *Allen's* water, the party going to bed, and covered warm. The crabs used in this powder must be caught in *May* or *September*, and they must not be boiled.

A Water to cure red or pimpled Faces.

TAKE a pint of strong white-wine-vinegar, and put to it powder of the roots of orrice three drams, powder of brimstone half an ounce, and camphire two drams, stamp with a few blanch'd almonds, four oaken apples cut in the middle, and the juice of four lemons, and a handful of bean-flowers; put all these together in a strong double glass bottle, shake them

them well together, and set it to the sun for ten days; wash the face with this water, let it dry on, and don't wipe it off; this cures red or pimpled faces, spots, heat, morpew, or sunburn; but you must eat the following diet for three weeks or a month:

Take cucumbers, and cut them as small as herbs to the pot; boil them in a small pipkin with a piece of mutton, and make it into pottage with oatmeal; so eat a mess morning, noon, and night, without intermission, for three weeks or a month: this diet and the water has cured, when nothing else would do.

A good Thing to wash the Face in.

TAKE a large piece of camphire, the quantity of a goose-egg, and break it so that it may go into a pint bottle, which fill with water; when it has stood a month, put a spoonful of it in three spoonfuls of milk, and wash in it. Wear a piece of lead beaten exceeding thin, for a forehead-piece, under a forehead-cloth; it keeps the forehead smooth and plump.

For the Worms.

TAKE a handful of wormwood, a handful of rue, a handful of whitewort, a handful of very young leeks; chop and strip these herbs very small, and fry them in lard, put them on a piece of flannel, and apply them to the stomach, as hot as can be borne, a good quantity of the herbs; and let them lie forty-eight hours, changing the herbs when they are dry; bind them on to the stomach.

A Plaister for Worms in Children.

TAKE two ounces of yellow wax, and two ounces of rosin, boil them half an hour, stirring them all the while; scum them well, and take it off, and put to it three drams of aloes, and two spoonfuls of treacle, and boil it up again; rub a board with fresh butter, and pour the salve thereon; work it well, and make it up in rolls; when you make the plaister,

sprinkle it with saffron, and cut a hole against the navel.

The Stomach Plaister.

TAKE of burgamy-pitch, frankincense, and bees-wax, of each an ounce; melt them together; then put in an ounce of *Venice* turpentine, and an ounce of oil of mace; melt it together, and spread your plaister on sheeps-leather; grate on it some nutmeg, when you lay it on the stomach.

To make a Quilt for the Stomach.

TAKE a fine rag four inches square, and spread cotton thin over it; then take mint and sweet-marjoram dry'd and rubb'd to powder, and strew it over the cotton pretty thick; then take nutmeg, cloves and mace, of each a quarter of an ounce beaten and sifted, and strew that over the herbs, and on that strew half an ounce of galingal finely powder'd, then a thin row of cotton, and another fine rag, and quilt it together; when you lay it on the stomach, dip it in hot sack, and lay it on as warm as can be endur'd: this is very good for a pain in the stomach.

For the Pains of the Gout.

MIX *Barbados* tar and palm-oil, an equal quantity; just melt them together, and gently anoint the part affected.

A present Help for the Colick.

MIX as much mithridate as a bean, in a spoonful of dragon-water, and give it the party to drink, and lay a little suet on the navel; keep in bed.

A Plaister for the Colick.

SPREAD the whites of four or five eggs well beaten, on some leather, and over that strew on a spoonful of pepper, and as much ginger finely beaten and sifted; then put this plaister on the navel; it often gives speedy ease.

For

For the Ague.

TAKE smallage, ribwort, rue, plantane, and olibanum; beat all these well together with a little bay-salt, and put it in a thin bag, and lay it to the wrist a little before the cold fit comes.

A Powder for Convulsion-Fits.

TAKE a dram and half of single peony-seed, of misletoe of the oak one dram, pearl, white amber and coral, all finely powder'd, of each half a dram; bezoar two drams, and five leaves of gold; make all these up in a fine powder, and give it in a spoonful of black-cherry-water, or if you please, hysterical water: you may give to a child new-born, to prevent fits, as much as will lie on a three-pence, and likewise at each change of the moon; and to older people, as much as they have strength and occasion.

To prevent Fits in Children.

TAKE saxifrage, bean-pods, black-cherry, groundsel, and parslly-waters; mix them together with syrup of single peony: give a spoonful very often, especially observe to give it at the change of the moon.

Another.

TAKE a quart of ale, and a quart of small-beer, and put in it a handful of southernwood, as much sage, and as much pennyroyal; let it boil half an hour, strain it out, and let the child drink no other drink.

For a Hoarseness with a Cold.

TAKE a quarter of a pint of hyssop-water, make it very sweet with sugarcandy, set it over the fire; and when it is thorough hot, beat the yolk of an egg, and brew it in it, and drink it morning and night.

A Remedy for a Cough.

TAKE the yolk of a new-laid egg, take the skin off the yolk, and add six spoonfuls of red rose-water; beat it well together, and make it very sweet with white sugarcandy; drink it six nights, going to bed.

An excellent Remedy for Whooping-Coughs.

TAKE dry'd colts-foot-leaves a good handful, cut them small, and boil them in a pint of spring-water, till half a pint is boiled away; then take it off the fire, and when it is almost cold, strain it thro' a cloth, squeezing the herb as dry as you can, and then throw it away, and dissolve in the liquor an ounce of brown sugarcandy finely powder'd, and give the child (if it be about three or four years old, and so in proportion) one spoonful of it cold or warm as the season proves, three or four times a day (or oftener, if the fits of coughing come frequently) till well, which will be in two or three days; but it will presently almost abate the fits of coughing.

This herb seems to be a specifick for those sorts of coughs, and indeed for all others, in old as well as young; the *Latin* name *Tussilago*, from *Tussis*, the cough, denotes as much; as does also the *Latin* word *Beckium*, from the *Greek* word Βίχτωρ, a cough; and are the names given it by the ancients perhaps some thousand years ago; it has wonderfully eased them, when nothing else would do it, and greatly helps in shortness of breath; and in the asthma and phthisick I have not known any thing exceed it; likewise in wastings or consumptions of the lungs it has been found of excellent use, by its smooth, softening, healing qualities, even where there has been spitting of blood, and rawness and soreness of the passages, with hoarseness, &c. in blunting the acrimonious humours, which in such cases are almost continually dripping
upon

upon them; it is to be question'd whether for those purposes there is to be had in the whole *Materia Medica*, a medicine so innocent, so safe, and yet so pleasant and effectual, or that can afford relief so soon as this will; grown people may make it stronger than for children. Get the herb of the same year's growth and drying that you use it in, and the larger the leaves, as being the fuller grown, the better; it is best to be made fresh and fresh, as you want it, and not too much at a time, especially in warm weather.

Pills to purge off a Rheum in the Teeth.

TAKE four drams of mastich, ten drams of aloes, three drams of agarick; beat the mastich and aloes, and grate the agarick; searce them, and make them into pills with syrup of betony: you may make but a quarter of this quantity at a time, and take it all out, one pill in the morning, and two at night: you may eat or drink any thing with these pills, and go abroad, keeping yourself warm; and when they work, drink a draught or two of something warm.

To make Daffy's Elixir.

TAKE elecampane-roots sliced, and liquorice sliced, of each two ounces; aniseeds, coriander-seeds and caraway-seeds, of each two ounces; oriental senna, guaiacum bruised, of each two ounces; rhubarb an ounce, saffron a dram, raisins of the sun stoned a pound; put all these in a glass bottle of a gallon, adding to it three quarts of white aniseed-water; stop the bottle, and let it stand infusing four days, stirring it strongly three or four times a day; then strain it off, and put it into bottles cork'd very well; you must take it morning and night, three spoonfuls going to bed, and as much in the morning, according as you find it work; it requires not much care in diet, nor keeping within; but you must keep warm, and drink something hot in the morning after it has work'd. This elixir is excellent good for

the colick, the gravel in the kidneys, the dropfy, the griping of the guts, or any obstructions in the bowels; it purgeth two or three times a day.

An Ointment to cause Hair to grow.

TAKE two ounces of boars-grease, a dram of the ashes of burnt bees, one dram of the ashes of southernwood, a dram of the juice of white lily-root, a dram of oil of sweet almonds, and six drams of pure musk; and according to art, make an ointment of these; and the day before the full moon shave the place, and anoint it every day with this ointment; it will cause hair to grow where you will have it. Oil of sweet almonds, or spirit of vinegar, is very good to rub the head with, if the hair grows thin.

To preserve and whiten the Teeth.

TAKE a quarter of a pound of honey, and boil it with a little roch-alum; scum it well, and then put in a little ginger finely beaten; let it boil a while longer, then take it off; and before it is cold, put to it as much dragons-blood as will make it of a good colour; mix it well together, and keep it in a gallipot for use; take a little on a rag, and rub the teeth; you may use it often.

To make Lip-Salve.

TAKE a quarter of a pound of alkermes-root bruised, and half a quarter of a pound of fresh butter, as much bees-wax, and a pint of claret; boil all these together a pretty while, then strain it, and let it stand till it is cold; then take the wax off the top, and melt it again, and pour it clear from the dregs into your gallipots or boxes: use it when and as often as you please.

To clean and soften the Hands.

SET half a pint of milk over the fire, and put into it half a quartern of almonds blanch'd and beaten very fine; when it boils, take it off, and thicken

thicken it with the yolk of an egg; then set it on again, stirring it all the while both before and after the egg is in; then take it off, and stir in a small spoonful of sweet oil, and put it in a gallipot; it will keep about five or six days; take a bit as big as a walnut, and rub about your hands, and the dirt or soil will rub off, and it will make them very soft; draw on gloves just as you have used it.

A Remedy for Pimples.

TAKE half a quarter of a pound of bitter almonds, blanch, stamp them, and put them into half a pint of spring-water; stir it together, and strain it out; then put to it half a pint of the best brandy, and a pennyworth of the flour of brimstone; shake it well when you use it, which must be often; dab it on with a fine rag.

Another to take away Pimples.

TAKE wheat-flour mingled with honey and vinegar, and lay on the pimples going to bed.

A Water to wash the Face.

BOIL two ounces of *French* barley in three pints of spring-water, shift the water three times; the last water use, adding to it a quartern of bitter almonds blanch'd, beat, and strain'd out; then add the juice of two lemons, and a pint of white-wine; wash with it at night; put a bit of camphire in the bottle.

To whiten and clean the Hands.

BOIL a quart of new milk, and turn it with a pint of aqua-vitæ, then take off the curd; then put into the posset a pint of rhenish-wine, and that will raise another curd, which take off; then put in the whites of six eggs well beaten, and that will raise another curd, which you must take off, and mix the three curds together very well, and put them into a

gallipot, and put the posset in a bottle; scour your hands with the curd, and wash them with the posset.

A Water for the Scurvy in the Gums.

TAKE two quarts of spring-water, and a pound of right flower-de-luce-root, and a quarter of a pound of roch-allum, two ounces of cloves, two handfuls of red rose-leaves, two handfuls of woodbine-leaves, two handfuls of columbine-leaves, two handfuls of brown sage, and one of rosemary, eight *Seville* oranges, peel and all, only take out the seeds; set these over the fire, and let them boil a quart away; then take it off, and strain it, and set it over the fire again, and put to it three quarts of claret, and a pint of honey; let them boil half an hour, scum it well, and when it is cold, bottle it for use; wash and gargle your mouth with it two or three times a day.

To take away Morpew.

TAKE briony-roots, and wake-robin, stamp them with brimstone, and make it up in a lump; wrap it in a fine linen rag, and dip it in vinegar, and rub the place pretty hard with it; and it will take away the morpew spots.

The Italian Wash for the Neck.

TAKE a quart of ox-gall, two ounces of roch-allum, two ounces of white sugarcandy, two drams of camphire, half an ounce of borax; beat all these in a mortar, and sift them thro' a fine sieve, then mix them well in the quart of ox-gall; put all together into a three-pint stone-bottle well cork'd; set it to infuse in the sun, or by the fire, six weeks together, stirring it once a day; then strain it from the bottom, and put to every quarter of a pint of this liquor, a quart of spring-water, otherwise it will be too thick; set it a little to clarify, and bottle it, put some powder of pearl in the bottle; wash with it.

For a Cold, Dr. Radcliff's Receipt.

MAKE some sack-whey with rosemary boil'd in it, mix a little of it in a spoon with twenty grains of *Gascoign's* powder; then drink half a pint of your sack-whey, with 12 drops of spirits of harts-horn in it; go to bed, and keep warm; do this two or three nights together.

A Method to cure a Cold.

SHEWING, 1. What the catching of cold is, and how dangerous. 2. A present and easy remedy against it. 3. The danger of delaying the cure of it. Taken from the celebrated Dr. *George Cheyne's* book, entitled, *An essay of health and long life*, inscribed to the right honourable Sir *Joseph Jekyll*, master of the rolls; where pag. 129, 130. the eighth edition, he says, that Dr. *James Keil* in his *Statica Britannica* has made it out, beyond all possibility of doubting, that catching of cold is nothing but sucking in, by the passages of perspiration, large quantities of moist air, and nitrous salts, which by the thickening the blood, (as is evident from bleeding after catching cold) and thereby obstructing, not only the perspiration, but also all the other finer secretions, raises immediately a small fever, and a tumult in the whole animal œconomy; and, neglected, lays a foundation for consumptions, obstructions of the great viscera, and universal cachexies; the tender therefore and valetudinary ought cautiously to avoid all occasions of catching cold; and if they have been so unfortunate as to get one, to set about its cure immediately, before it has taken too deep root in the habit. From the nature of the disorder thus describ'd, the remedy is obvious: to wit, lying much a-bed, drinking plentifully of small warm sack-whey, with a few drops of spirits of harts-horn, posset-drink, water-gruel, or any other warm small liquors, a scruple of *Gascoign's* powder morning and night, living low, upon

upon spoon-meats, pudding and chicken, and drinking every thing warm; in a word, treating it at first as a small fever, with gentle diaphoreticks; and afterwards, if any cough or spitting should remain, (which this method generally prevents) by softening the breast with a little sugarcandy and oil of sweet almonds, or a solution of gum-ammoniac, an ounce to a quart of barley-water, to make the expectoration easy, and going cautiously and well cloathed into the air afterwards: this is a much more natural, easy, and effectual method, than the practice by balsams, linctus's, pectorals, and the like trumpery in common use, which serve only to spoil the stomach, oppress the spirits, and hurt the constitution.

A Receipt for the Gravel.

PUT two spoonfuls of linseeds just bruised, into a quart of water, and a little stick of liquorice; boil it a quarter of an hour, then strain it thro' a sieve, and sweeten it to your taste with syrup of althea.

Excellent for Worms in Children.

FEnegreek-feed and wormwood-feed mix'd, one pennyworth, beat and searced; mix it well in a halfpenny-worth of treacle; let the child take a small spoonful in a morning fasting, and fast two hours after it; do this three or four days.

For a Cold.

TAKE rosemary and sliced liquorice, and boil it in small ale, and sweeten it with treacle, and drink it going to bed four or five nights together.

To stop Bleeding in the Stomach.

TAKE oil of spike, natural balsam, bole-armoniac, rhubarb and turpentine; mix these together, and take as much as a large nutmeg three times a day.

The Tar-Pills for a Cough.

TAKE tar, and drop it on powder of liquorice, and make it up into pills ; take two every night going to bed, and in a morning drink a glass of fair water, that liquorice has been three or four days steeped in ; do this for nine or ten days together, as you find good.

To cure an Ague.

TAKE small packthread, as much as will go five times about the neck, wrists and ancles ; dip them in oil of amber twice a day for nine days together ; keep them on a fortnight after the ague is gone.

For a Looseness.

TAKE sage, and heat it very hot between two dishes ; put it in a linen bag, and sit on it.

Another.

TAKE frankincense and pitch, and put it on some coals, and sit over it.

For violent Bleeding at the Nose.

LET the party put their feet in warm water, and if that does not do, let them sit higher in it.

For the Biting of a mad Dog.

PRimrose - roots, stamp'd in white-wine, and strained ; let the patient drink a good draught of it.

For a Purge.

TAKE half an ounce of senna, boil it in a pint of ale till half be consumed, cover it close till the next day, then boil it again till it comes to two spoonfuls ; strain it, and add to it two spoonfuls of treacle, and drink it warm ; drink gruel, or posset, or broth after it ; keep yourself very warm while it

it is working : or else two ounces of syrup of roses, and drink warm ale after it in the working.

For the Itch.

TAKE elecampane-roots, or dock-roots dry'd, and beaten to powder, and a little beaten ginger, both searced very fine ; mix it up with fresh butter, and anoint with it in the joints.

For the Dropsy and Scurvy.

TAKE a quart of white-wine, and six sprigs of wormwood, and as much rosemary, half a quarter of an ounce of aloes, the same quantity of myrrh, rhubarb, cinamon and saffron ; bruise the drugs, and pull the saffron, and put all into a three-pint stone bottle, tie the cork down close, and set it in a kettle of water and hay, and let it boil three hours ; then let it stand a day or two to settle ; so let the patient take four spoonfuls every morning fasting, and fast three hours after it, and walk abroad ; if it is too long to fast, and the constitution will not bear it, they may drink a draught of water-gruel two hours after it ; take this till the quantity is out.

For the Jaundice.

TAKE three bottles of ale, and half a pint of the juice of celandine, and a quarter of a pint of featherfew, and a good handful of the inner rind of barberry tree, and two pennyworth of saffron ; divide all into three parts, and put a part into every one of the bottles of ale, and drink a bottle in three mornings : you must stir after it.

To make Lucatellus's Balsam, to take inwardly.

TAKE a quart of the purest oil, and half a pound of yellow bees-wax, four ounces of *Venice* turpentine, six ounces of liquid storax, two ounces of oil-

oil-hypericon, two ounces of natural balsam, red rose-water half a pint, and as much plantane-water, red sanders six pennyworth, dragons-blood six pennyworth, mummy six pennyworth, and of rosemary and bays of each a handful, and sweet-marjoram half a handful; put the herbs, the dragons-blood, the wax and mummy, into a pipkin; then put the oil, the turpentine, the oil-hypericon, the storax, the rose-water, the plantane-water, and a quart of spring-water, and if you please, some *Irisb* slate, some balm of *Gilead*, and some sperma-ceti, into another pipkin; set both the pipkins over a soft fire, and let them boil a quarter of an hour; then take it off the fire, and put in the natural balsam and red sanders; give them a boil, and strain all in both pipkins together into an earthen pan; let it stand till it is cold, then pour the water from it, and melt it again; stir it off the fire till it is almost cold, then put it into gallipots, and cover it with paper and leather.

For the Piles.

TAKE galls, such as the dyers use, and beat them to powder, and sift them; mix the powder with treacle into an ointment, and dip a rag into it, and apply it to the place affected.

For the Cramp.

TAKE spirit of castor, and oil of worms, of each two drams, oil of amber one dram, shake them well together; warm a little in a spoon, and anoint the nape of the neck, chafe it in very well, and cover warm; anoint when in bed.

For a Cough.

TAKE conserve of roses two ounces, diascordium half an ounce, powder of olibanum half a dram, syrup of jujubs half an ounce; mix these, and take the quantity of a nutmeg three times a day; in the morning, at four, and at night.

For a Dropsy.

TAKE three ounces of the outward bark of elm, boil'd in three quarts of water till a third part is waisted; drink nothing else; to make it pleasant, you may put in some sugar, or wine, or elder wine, or syrup made of dwarf-elder-berries.

To make Cashew Lozenges.

TAKE half an ounce of balsam of *Tolu*, put it in a silver tankard, and put to it three quarters of a pint of fair water; cover it very close, and let it simmer over a gentle fire 24 hours; then take ten ounces of loaf-sugar finely powder'd, and half an ounce of *Japan* earth finely powder'd and sifted; and wet it with two parts of *Tolu* water, and one part orange-flower-water, and boil it together almost to a candy-height; then drop it on pye-plates, but first rub the plates over with an almond, or wash them over with orange-flower-water; it is best to do but five ounces at a time, because it will cool before you can drop it; after you have dropt them, set the plates a little before the fire; they will slip off the easier; if you would have them perfum'd, put in ambergrease.

For Obstructions.

PUT two ounces of steel-filings into a quart bottle of white-wine, let it stand three weeks, shaking it once a day; then put in a dram of mace, let it stand a week longer; then put into another bottle three quarters of a pound of loaf-sugar in lumps, and clear off your steel-wine to your sugar, and when it is dissolv'd, it is fit to use: give a spoonful to a young person, with as much cream of tartar as will lie on a three-pence; to one that is older two spoonfuls, and cream of tartar accordingly.

For a Rheumatism.

LET the party take of the finest glaz'd gunpowder as much as a large thimble may hold, wet it in a spoon with milk from the cow, and drink a good half-pint of warm milk after it; be cover'd warm in bed, and sweat: give it fasting about seven in the morning, and take this nine or ten mornings together.

For a Dropsy.

BRUISE a pint of mustard-seed, scrape and slice a large horse-radish-root, scrape a handful of the inner rind of elder, and a root of elecampane sliced; put all these into a large bottle, and put to it a quart of good stale-beer; let it steep 48 hours; drink half a pint every morning fasting, and fast two hours after it: you may fill it up once or twice.

The Bruise Ointment.

TAKE of rosemary, brown sage, fennel, chamomile, hyssop, balm, woodbine-leaves, southernwood, parslly, wormwood, self-heal, rue, elder-leaves, clowns all-heal, burdock-leaves, of each a handful; put them into a pot with very strong beer, or spirits enough to cover them well, and two pound of fresh butter out of the churn; cover it up with paste, and bake it with bread, and when it is bak'd, strain it out; when it is cold, scum off the butter, and melt it, and put it in a gallipot for use; the liquor is very good to dip flannels into, and bathe any green bruise or ach, as hot as can be borne.

A good Vomit.

TAKE two ounces of the finest white alum, beat it small, put it into better than half a pint of new milk, set it on a slow fire till the milk is turn'd clear; let it stand a quarter of an hour, strain it off, and drink it just warm; it will give three or four vomits, and is very safe; and an excellent cure for an
ague,

ague, taken half an hour before the fit: drink good store of carduus-tea after it, or else take half a dram of *Hipecacuana*, and carduus-tea with it.

Another Vomit.

TAKE rectified butter of antimony, digest it with thrice its own weight of alcohol; a single drop or two whereof being taken in sack, or any convenient vehicle, works well by vomit: it was a secret of Mr. *Boyle's*, and highly valued; and by him communicated to the admiral *du Quesne*: it is likewise recommended by Dr. *Boerhaave*.

An Ointment for a scald Head.

TAKE a pound of *May* butter without salt out of the churn, a pint of ale not too stale, a good handful of green wormwood; let the ale be hot, and put in the butter to melt; shred the wormwood, and let them boil together till it turns green; strain it, and when it is cold, take the ointment from the dregs.

To cure the Piles.

TAKE two pennyworth of litharge of gold, an ounce of fallet-oil, a spoonful of white-wine-vinegar; put all into a new gallipot, beat it together with a knife till it is as thick as an ointment, spread it on a cloth, and apply it to the place; if inward, put it up as far as you can.

An admirable Powder for the Teeth.

TAKE tartar of vitriol two drams, best dragons-blood and myrrh, each half a dram, gum lac a dram, of ambergrease four grains, and those who like it may add two grains of musk; mix well, and make a powder, to be kept in a phial close stopt; the method of using it is thus: Put a little of the powder upon a *China* saucer, or a piece of white paper; then take a clean linen cloth upon the end of your finger, just moisten it in water, and dip it in the powder, and rub the teeth well once a day, if they be foul;

but

but if you want to preserve their beauty, only twice a week is sufficient for its use. This powder will preserve the teeth and gums beyond any other, under whatever title dignify'd or distinguish'd; and what is commonly call'd a tainted, or a stinking breath, mostly proceeds from rotten teeth, or scorbutick gums; which last distemper, so incident and fatal to childrens teeth, this powder will effectually remove. Indeed there is no cure for a rotten tooth, therefore I advise to pull it out; and tho' this can't be effected, the above powder will sweeten the breath, and prevent such tooth from any ill flavour. The too frequent use of the tooth-brush makes the teeth become long and deformed, altho' it be a good instrument, and the moderate use of it proper enough. After rubbing the teeth with the powder, the mouth may be wash'd with a little red wine warm, or the like.

To make the Teeth white.

TAKE three spoonfuls of celandine, nine spoonfuls of honey, half a spoonful of burnt alum; mix these together, and rub the teeth with it.

A Powder for the Teeth.

HALF an ounce of cream of tartar, and a quarter of an ounce of powder of myrrh; rub the teeth with it two or three times a week.

To make the right Angel-Salve.

TAKE rosin and par-rofin, of each half a pound; virgins-wax and frankincense, of each a quarter of a pound; mastich an ounce, deer-suet a quarter of a pound; melt what is to be melted, and powder what is to be powder'd, and sift it fine; then boil them, and strain them thro' a canvass-bag into a pottle of white-wine; then boil the wine with the ingredients an hour with a gentle fire, and let it stand till it is no hotter than blood; then put to it two drams of camphire, and two ounces of Venice

Z

turpen-

turpentine, and stir it constantly till it is cold; be sure your stuff be no hotter than blood when you put in your camphire and turpentine, otherwise it is spoil'd; make it up in rolls, and keep it for use: it is the best salve made.

To cure an Ague.

TAKE tobacco-dust and foot, an equal quantity, and nine cloves of garlick; beat it well together, and mix it with soap into a pretty stiff paste, and make two cakes something broader than a five-shilling-piece, and something thicker; lay it on the inside of each wrist, and bind it on with rags; put it on an hour before the fit is expected: if it does not do the first time, in three or four days repeat it with fresh.

To take out the Redness and Scurf after the Small-Pox.

AFTER the first scabs are well off, anoint the face going to bed with the following ointment: beat common alum very fine, and sift it thro' a lawn sieve, and mix it with oil like a thick cream, and lay it all over the face with a feather; in the morning have bran boil'd in water till it is slippery; then wash it off as hot as you can bear it; so do for a month or more, as there is occasion.

To make Brimstone-Lozenges for a short Breath.

TAKE of brimstone-flour and double refin'd sugar, beaten and sifted, an equal quantity, make it in lozenges with gum-dragon steep'd in rose-water; dry them in the sun, and take three or four a day.

For a Burn.

TAKE common alum, beat and sift it, and beat it up with whites of eggs to a curd; then with a feather anoint the place; it will cure without any other thing.

To procure the Men/es.

TAKE a quarter of an ounce of pure myrrh made into fine powder, mix it with three quarters of an ounce of conserve of bugloss-flowers; two days before your expectation take this quantity at four times, last at night, and first in the morning; drink after each time a draught of posset-drink made of ale, white-wine and milk, and boil in it some pennyroyal, and a few chamomile-flowers.

To stop Flooding.

DISSOLVE a quarter of an ounce of *Venice* treacle in four spoonfuls of water, and drop in it thirty or forty of *Jones's* drops; take it when occasion requires, especially in child-bed.

To provoke Urine presently when stopt.

IN a quart of beer boil a handful of the berries of eglantine, till it comes to a pint; drink it off lukewarm.

To draw up the Uvula.

TAKE ground-ivy, and heat it well between two tiles, and lay it as warm as can be borne on the top of the head. The blood of a hare dry'd and drank in red wine, doth stop the bloody-flux, or any lask, tho' never so severe.

For a Thrush in Childrens Mouths.

TAKE a hot sea-coal, and quench it in as much spring-water as will cover the coal; wash it with this five or six times a day.

For the Worms in Children.

TAKE mithridate and honey, of each a pennyworth, oil of mace two pennyworth; melt them together, and spread upon leather cut in the shape of a heart, oil of savin and wormwood, of each six drops, of aloes and saffron in powder, of each one

Z 2 dram;

dram ; rub the oils, and strew the powders, all over the plaister ; apply it, being warm'd, to the child's stomach with the point upwards.

For a Weakness in the Back or Reins.

TAKE an ounce of *Venice* turpentine, wash it in red rose-water, work it in the water till it is white ; pour the water from it, and work it up into pills with powder of turmerick, and a grated nutmeg ; you may put a little rhubarb as you see occasion : Take three in the morning, and three in the evening, in a little syrup of elder.

For the Yellow Jaundice.

TAKE a handful of burdock-roots, cut them in slices to the cores, and dry them ; half a handful of the inner rind of barberries, three races of turmerick beat very fine, three or four tabes of the whitest goose-dung ; put all in a quart of strong-beer, cover it close, and let it infuse in the embers all night ; in the morning strain it off ; add to it a groat's-worth of saffron ; take half a pint at a time first and last : it must be a handful of dock-roots when dry.

An approved Remedy for a Cancer in the Breast.

TAKE off the hard knobs or warts which grow on the legs of a stone-horse, dry them carefully, and powder them ; give from a scruple to half a dram every morning and evening in a glass of sack ; you must continue taking them for a month or six weeks, or longer, if the cancer is far gone.

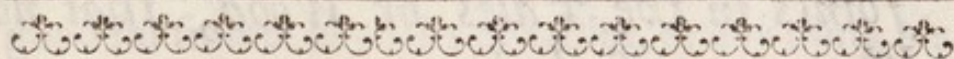
An approved Medicine for the Stone.

TAKE six pound of black cherries, stamp them in a mortar till the kernels are bruised ; then take of the powder of amber, and of coral prepar'd, of each two ounces ; put them with the cherries into
a still,

a still, and with a gentle fire draw off the water ; which if you take for the stone, mix a dram of the powder of amber with a spoonful of it, drinking three or four spoonfuls after it ; if for the palsy or convulsion, take four spoonfuls, without adding any thing, in the morning fasting.

To give Ease in Fits of the Stone, and to cure the Suppression of Urine, which usually attends them.

TAKE snail-shells and bees, of each an equal quantity ; dry them in an oven with a moderate heat, then beat them to a very fine powder, of which give as much as will lie upon a six-pence, in a quarter of a pint of bean-flower-water, every morning, fasting two hours after it ; continue this for three days together : this has been often found to break the stone, and to force a speedy passage for the urine.



DIRECTIONS for Painting *Rooms or Pales.*

The Price of Materials.

	<i>l.</i>	<i>s.</i>	<i>d.</i>
One hundred weight of red-lead	00	18	0
One hundred weight of white-lead	01	02	0
Linseed-oil by the gallon	00	03	0
A small quantity of oil of turpentine is sufficient.			

THE red lead must be ground with linseed-oil, and may be used very thin, it being the priming, or first colouring ; when it is used, some drying-oil must be put to it.

To prepare the Drying-oil.

TAKE two quarts of linseed-oil, put it in a skillet or saucepan and put to it a pound of burnt amber; boil it for two hours gently: prepare this without doors, for fear of endangering the house; let it settle, and it will be fit for use; pour the clear off, and use that with the white-lead, the lees or dregs being as good to be used with red-lead.

For the second Priming.

TAKE a hundred weight of white-lead, with an equal quantity of whiting in bulk, but not in weight; grind them together with linseed-oil pretty stiff; when it is used, put to it some of the drying-oil above-mention'd, with a small quantity of oil of turpentine: this is not to be laid on till the first priming it very dry.

To prepare the Putty or Paste to stop all Joints in the Pales or Wood, that no Water may soak in.

TAKE a quantity of whiting, and mix it very stiff with linseed-oil and drying-oil, of each an equal quantity; when it is so stiff it cannot be wrought by the hand, more whiting must be added, and beat up with a mallet till it is stiffer than dough; when your second priming is dry, stop such places as require with this putty; and when the putty is skinned over, that is, the outside dry, then proceed and lay on the last paint; which is thus to be prepared: Take of the best white-lead, grind it very stiff with linseed-oil, and when it is used, put to it some of the drying-oil, and some oil of turpentine; thus will the work be finish'd to great satisfaction; for it will be more clean and more durable than it can be perform'd by a house-painter, without you pay considerably more than the common rates. Repeat this last preparation once in five years, and it will

will preserve any out-works that are exposed to the weather time out of mind. But for rooms, or places within doors, proceed thus :

The Wainscot Colour for Rooms.

WHEN you mix your last paint, add to your white-lead a small quantity of yellow-oker, and use it as above directed : it is now the universal fashion to paint all rooms of a plain wainscot colour ; and if it should alter, it is but mixing any other colour with the white-lead instead of yellow oker : there must be bought six chamber-pots of earth, and six brushes, and keep them to what they belong to.

To make yellow Varnish.

TAKE one quart of spirit of wine, and seven ounces of seed-lake, half an ounce of sandarack, a quarter of an ounce of gum-anime, and one dram of mastich ; let these infuse for thirty-six or forty hours ; strain it off, and keep it for use ; it is good for frames of chairs or tables, or any thing black or brown ; do it on with a brush three or four times, nine times if you polish it afterwards, and a day between every doing ; lay it very thin the first and second time, afterwards something thicker.

To make white Varnish.

TO a quart of spirit of wine take eight ounces of sandarack well wash'd in spirit of wine, that spirit of wine will make the yellow varnish ; then add to it a quarter of an ounce of gum-anime well pick'd, half an ounce of camphire, and a dram of mastich ; steep this as long as the yellow varnish, then strain it out, and keep it for use.

To boil Plate.

TAKE twelve gallons of water, or a quantity according to your plate in largeness or quantity ; there must be water enough to cover it ; put the wa-

ter in a copper, or large kettle; and when it boils, put in half a pound of red argil, a pound of common salt, an ounce of roch-alum; first put your plate into a charcoal-fire, and cover it till it is red hot; then throw it into your copper, and let it boil half an hour; then take it out, and wash it in cold fair water, and set it before the charcoal-fire till it is very dry.

Dr. Mead's Receipt for the Bite of a mad Dog.

LET the patient bleed at the arm nine or ten ounces: take of the herb call'd in Latin *lichen cinereus terrestris*, in English *ash-colour'd ground liverwort*, clean'd, dry'd, and powder'd, half an ounce; of black pepper powder'd two drams; mix these well together, and divide the powder into four doses, one of which must be taken every morning fasting, for four mornings successively, in half a pint of cows milk warm: after these four doses are taken, the patient must go into the cold bath, or a cold spring or river, every morning fasting, for a month; he must be dipt all over, but not stay in (with his head above water) longer than half a minute, if the water be very cold; after this he must go in three times a week for a fortnight longer. The *lichen* is a very common herb, and grows generally in sandy and barren soils all over *England*; the right time to gather it is in the months of *October* or *November*.

Another for a Bite of a mad Dog, which has cured when the Person was disordered, and the salt Water failed.

TAKE of tormentil-roots an ounce, assa-fœtida as much as a bean, castor four pennyworth, lignum-aloes two penny-worth; steep these in milk twelve hours; boil the milk, and drink it fasting before the change or full-moon, or as oft as occasion.

A Receipt

A Receipt for destroying Bugs.

TAKE of the highest rectify'd spirit of wine, (*viz.* lamp-spirits) that will burn all away dry, and leave not the least moisture behind, half a pint; newly distill'd oil, or spirit of turpentine, half a pint; mix them together, and break into it in small bits half an ounce of camphire, which will dissolve in it in a few minutes; shake them well together, and with a piece of sponge, or a brush dipt in some of it, wet very well the bed or furniture wherein those vermin harbour or breed, and it will infallibly kill and destroy both them and their nits, altho' they swarm ever so much; but then the bed or furniture must be well and thoroughly wet with it (the dust upon them being first brush'd and shook off); by which means it will neither stain, soil, or in the least hurt the finest silk or damask bed that is. The quantity here order'd of this curious neat white mixture (which costs but about a shilling) will rid any one bed whatsoever, tho' it swarms with bugs; do but touch a live bug with a drop of it, and you will find it to die instantly. If any bug or bugs should happen to appear after once using it, it will only be for want of well wetting the lacing, &c. of the bed, or the foldings of the linings or curtains near the rings, or the joints or holes in and about the bed, head-board, &c. wherein the bugs or nits nestle and breed; and then their being well wet again with more of the same mixture, which dries in as fast as you use it, pouring some of it into the joints and holes where the sponge or brush cannot reach, will never fail absolutely to destroy them all. Some beds that have much wood-work can hardly be thoroughly clear'd, without being first taken down; but others that can be drawn out, or that you can get well behind, to be done as it should be, may.

Note, The smell this mixture occasions, will be all gone in two or three days, which yet is very wholesome, and to many people agreeable; you must remember

remember always to shake the mixture together very well whenever you use it, which must be in the day-time, not by candle light, lest the subtilty of the mixture should catch the flame as you are using it, and occasion damage.

An infallible Receipt to destroy Bugs.

TO every ounce of quicksilver put the whites of five or six eggs, mix them, and beat them well together in a wooden dish with a brush, till the globules of the quicksilver are but just perceptible; then after having taken the bedstead to pieces, and brush'd it very clean from dust and dirt (without washing) rub into all the cracks and joints the above mixture, letting it dry on; nor must the bedstead be wash'd at any time afterwards: by the first application they will in most places be destroy'd; if not, a second will not fail destroying them entirely.

An excellent Way of Washing, to save Soap, and whiten Cloaths.

TAKE a butter-tub, or one of that size, and with a gimlet bore holes in it about half way; then put into your tub some clean straw, and over that about a peck of wood-ashes; then fill it with cold water, and set it into another vessel to receive the water as it runs out of the holes of the tub; if it is too strong a lye, add to it some warm water; and then wash your linen in it slightly, soaping the cloaths before you wash them; two pound of soap will go as far as six pound, and make the cloaths whiter and cleaner, when they by experience have got the right way: if it is too strong for the hands, make it weaker with water.

To take Mildew out of Linen.

TAKE soap, and rub it on very well; then scrape chalk very fine, and rub that in well, and lay it on the grass; and as it dries, wet it a little; and at once or twice doing it will come out.

A true

*A true Account of a Person, who dy'd by
the Bite of a mad Dog.*

WILLIAM JANES, a farmer of good repute in *Milton*, near *Wooburn* in *Bedfordshire*, was bit in the nose by a mad dog one *Easter-day*; immediately he felt a pain shooting upwards into his head; the foam of the dog went into his mouth as well as nostrils, the wound bled plentifully for a long time, and in less than two hours he got some of *Dr. Mead's* powder, and took a dose according to direction, and the surgeon apply'd a plaister to the wound. The next day he went to the salt-water, taking the powder with him, and was dipt in it three several times, thrice at a time, and brought away some quarts of it with him, and drank it. He continu'd six weeks and longer generally well enough to go about his business, and into company, so that it was hoped all danger was over, tho' many times taking a dislike to liquor; and had a pain in his nose, a heaviness upon his spirits, and a stupor in his brain; was indisposed at the full of the moon, and also in a morning till he had bathed, which he constantly did every morning, and was then usually well and in good order all the day after. At length, after having felt some little indisposition on the *Friday* and *Saturday* before, upon *Sunday* the 22d of *June*, (eleven weeks after he had been bit) going to drink a draught of beer after dinner, he was surpriz'd to find that he was able to get down but a little. And the same thing happen'd to him as he attempted to drink some ale at a friend's house that afternoon. This day he had many violent fits of sneezing, a pain in his nose, and was observed to stagger like a drunken man as he was going to bed. That night he got no sleep, and on *Monday* morning, *June* 23. the grand symptom, the *hydrophobia*, appear'd to some purpose; for tho' he could at first chew a dry crust, or swallow a very small crumb of bread or biscuit soak'd in milk or beer, yet in a little time he was seiz'd with an
utter

utter averſion to all manner of liquids, ſmall or ſtrong, warm or cold ; if but a tea-cup full of ſmall-beer or water touch'd his lips, he ſtarted, and threw back his head in a ſudden and violent manner, aſterriſy'd or ſtrangled, and could not drink a drop ; afterwards he could not bear it to come near him, and begg'd his attendants not to attempt it ; they put a little beer into a ſpoon, covering it from his ſight, and gave him a ſtraw to ſuck it in ; but the firſt drop that came into his mouth made him ſtart, and throw back his head in the ſame haſty manner : he grievouſly complain'd of a pain in the belly, and ſickneſs in the ſtomach, often ſtriving to vomit, but brought up little beſides ſlegm ; he had alſo a pain in his noſe, and on the left ſide of his head, a ſwelling or foreneſs about his jaws and throat : all ſtrip'd and flower'd cloaths, and glaring colours, became ſo offenſive, that he could not endure the ſight of them : his underſtanding all this day was clear and perfect, rather quicker than uſual. The next night he had no more ſleep than the night before, being in a very high fever, reſtleſs, and much given to talking. On the next day (when the moon was at full) his heart began to heave and beat in an extraordinary manner ; this threw him into a moſt violent ſweat, and terrible fit, with convulſions, which cauſed him to utter a ſound not unlike the barking of a dog ; after this, tho' ſo well recover'd as to talk reaſonably, yet the fever increas'd apace, with all its bad ſymptoms ; a red colour in his face was raiſed to the higheſt degree, his eyes became exceeding ſparkling, fiery and ghafly ; his ſweating was exceſſive, his vomitings frequent and violent, which cauſed a great deal of froth and drivel to hang upon his mouth and noſtrils ; and yet (as he complain'd) he had not power (he knew not why) to put up his hand to his noſtrils to wipe them ; ſtill he retain'd his underſtanding, but not without a mixture of frenzy, which increas'd every hour. Being apprehenſive of what might follow, he deſired his wife and children to ſee him

him no more, for fear he should bite them, or do 'em some other mischief; and mightily importun'd the company to fasten him with cord or chains to some post or beam in some private room, where none might see him; and accordingly, being no longer able to continue in bed, he put on his cloaths; and while they were preparing to secure him from doing harm, stood with one chain upon his leg, close up to one corner of the chamber, plainly discovering a certain shyness, and furious look, usual with mad people. No sooner was he fasten'd with chains and staples to the floor in the middle of the chamber, and his hands secur'd with handcuffs, but he fell out with every one that came near him, tho' he had been for the most part remarkably meek and mild before; and about midnight complain'd of an excessive coldness of body. His speech began to falter; and lying down on one side, he died in a manner suddenly, and to appearance easily, or without much pain.

An infallible Cure for the Bite of a mad Dog.

OF all the diseases incident to mankind, there is none so shocking to our nature as the bite of a mad dog; and yet, as terrible as it is, we have known instances of those who chose rather to hazard the worst effects of it, and to die the worst of deaths, than to follow the advice of their physicians, by making use of the known specifick of dipping in the sea, or salt-water. It is for the sake of people of this unhappy temper, who may have the misfortune to be so bit, and of those who may have cattle that are so, that we publish the following receipt, which has been frequently made use of in a neighbouring county, and (as the gentleman who communicated it, says) was never known to fail.

Take six ounces of rue clean'd, pick'd, and bruised, four ounces of garlick peel'd and bruised, four ounces of *Venice* treacle, four ounces of fil'd pewter,

or

or scrap'd tin; boil these in two quarts of the best ale, in a pan cover'd close, over a gentle fire, for the space of an hour; then strain the ingredients from the liquor: give eight or nine spoonfuls of it warm to a man or woman three mornings fasting, and cold to any beast fasting; eight or nine spoonfuls are sufficient for the strongest, a less quantity to those younger, or of a weaker constitution, as you may judge of their strength; ten or twelve, for a horse or bullock; three, four or five, for a sheep, hog, or dog: this must be given within nine days after the bite, and it never fails either in man or beast; if you can conveniently, bind some of the ingredients on the wound.

Another for the Bite of a mad Dog.

TAKE the leaves of rue, pick'd from the stalks and bruised, six ounces; garlick pick'd from the stalks and bruised, *Venice* treacle or mithridate, and scrapings of pewter, of each four ounces; boil all these over a slow fire in two quarts of ale, till one pint is consumed: keep it in a bottle close stopped, and give of it nine spoonfuls to the person warm seven mornings successively, and six to a dog, to be given nine days after the bite; apply some of the ingredients to the part bitten. *N. B.* This receipt was taken out of *Cathorp Church* in *Lincolnshire*, the whole town almost being bitten, and not one person who took this medicine but was cured.

Another for the same.

TAKE the shells of male oysters, and calcine the white or inner part of them; when thoroughly calcined, which may be done either in an oven or a crucible, beat them to a fine powder in a mortar: that powder must also be sifted through a fine sieve; when all this is done, put *six gros of the powder into a pint of right neat white-wine, and let the patient drink it off, without taking any other thing, of any kind

* Eight Gros make a French Ounce, which our Apothecaries know how to adjust to their own.

whatever, until at least three hours afterwards; and by all means not to touch butter, or any thing that is oily, during the time of cure. The next day he must take four gros of the same powder in the afore-said quantity of wine, and the third day two gros, still fasting three hours afterwards; and then the cure is completed.

A Receipt for Colds.

TAKE of *Venice* treacle half a dram, powder of snake-root twelve grains, powder of saffron six grains, volatile salt of harts-horn four grains, syrup of cloves a sufficient quantity to make it into a bolus; to be taken going to rest, drinking a large draught of warm mountain-whey after it.

N. B. Those who can't afford mountain-whey, may drink treacle-posset. To such constitutions as can't be provok'd to sweat, opening a vein, or a gentle purge, will be of great service.

Terms of Art for Carving.

B ARBEL, to tusk	Hern, to dismember
Bittern, to disjoint	Lamprey, to string
Brawn, to leach	Lobster, to barb
Bream, to splay	Mullard, to unbrace
Brew, to untach	Partridge, to wing
Bustard, to cut up	Pasty, to border
Capon, to fouce	Peacock, to disfigure
Chevin, to fin	Pheasant, to allay
Chicken, to frush	Pigeon, to thigh
Coney, to unlace	Pike, to splat
Crab, to rame	Plover, to mince
Crane, to display	Quail, to wring
Curlew, to untach	Salmon, to chine
Deer, to break	Small Birds, to thigh
Eel, to tranfon	Sturgeon, to tranch
Egg, to tire	Swan, to lift
Egript, to break	Tench, to sauce
Flounder, to sauce	Trout, to culpon
Goose, to rear	Turkey, to cut up
Haddock, to side	Woodcock, to thigh.
Hen, to spoil	

*Instructions for Carving, according to
these Terms of Art.*

To unjoint a Bittern.

RAISE his wings and legs as a hern, and no other sauce but salt.

To cut up a Bustard.

See Turkey.

To sauce a Capon.

Take a capon, and lift up the right leg, and so array forth, and lay in the platter; serve your chickens in the same manner, and sauce them with green sauce, or verjuice.

To unlace a Coney.

Turn the back downward, and cut the flaps or apron from the belly or kidney; then put in your knife between the kidneys, and loosen the flesh from the bone on each side; then turn the belly downward, and cut the back cross between the wings, drawing your knife down on each side the back-bone, dividing the legs and sides from the back; pull not the leg too hard, when you

open the side from the bone; but with your hand and knife neatly lay open both sides from the scut to the shoulder; then lay the legs close together.

To display a Crane.

Unfold his legs, then cut off his wings by the joints; after this take up his legs and wings, and sauce them with vinegar, salt, mustard, and powder'd ginger.

To unbrace a Duck.

Raise up the pinions and legs, but take them not off, and raise the merry-thought from the breast; then lace it down each side of the breast with your knife, wrigling your knife to and fro, that the furrows may lie in and out: after the same manner, unbrace a mallard.

To rear a Goose.

Take off both legs fair, like shoulders of lamb; then cut off the belly-piece

piece round close to the end of the breast; then lace your goose down on both sides of the breast half an inch from the sharp bone; then take off the pinion on each side, and the flesh you first laced with your knife; raise it up clean from the bone, and take it off with the pinion from the body; then cut up the merry-thought; then cut from the breast-bone another slice of flesh quite thro'; then turn up your carcase, and cut it asunder, the back-bones above the loin-bones; then take the rump-end of the back bone, and lay it in a dish, with the skinny side upwards; lay at the fore-end of it the merry-thought, with the skinny side upwards, and before that the apron of the goose; then lay the pinions on each side contrary, set the legs on each side contrary behind 'em, that the bone-ends of the legs may stand up cross in the middle of the dish, and the wing-pinions may come on the outside of them; put the long slice, which you cut from the breast-bone, under

the wing-pinions on each side, and let the ends meet under the leg-bones, and let the other ends lie cut in the dish, betwixt the leg and the pinion; then pour in your sauce under the meat; throw on salt, and serve it to table again.

To dismember a Hern.

Take off both the legs, and lace it down the breast on both sides with your knife, and open the breast-pinion, but take it not off; then raise up the merry-thought between the breast-bone and the top of it; then raise up the brawn; then turn it outward upon both sides, but break it not, nor cut it off; then cut off the wing-pinions at the joint next the body, and stick in each side the pinion in the place you turn'd the brawn out; but cut off the sharp end of the pinion, and take the middle piece, and that will just fit in the place. You may cut up a capon, or pheasant the same way.

To unbrace a Mallard.

This is done the same way as to unbrace a duck, which see.

To wing a Partridge.

Raise his legs and wings, and sauce him with wine, powder'd ginger, and a little salt.

To allay a Pheasant.

Do this as you do a partridge; but use no other sauce but salt.

To wing a Quail.

Do this the same way as you do a partridge.

To lift a Swan.

Slit the swan down in the middle of the breast, and so clean thro' the back, from the neck to the rump; then part it in two halves, but do not break or tear the flesh; then lay the two halves in a charger, with the slit side downwards; throw salt upon it; set it again on the table; let the sauce be chaldron, and serve it in saucers.

To break a Teal.

Do this the same way as you do a pheasant.

To cut up a Turkey.

Raise up the leg fairly, and open the joint with the point of your knife, but take not off the leg;

then with your knife lace down both sides of the breast, and open the breast-pinion, but do not take it off; then raise the merry - thought betwixt the breast-bone and the top of it; then raise up the brawn; then turn it outward upon both sides, but not break it, nor cut it off; then cut off the wing-pinions at the joint next the body, and stick each pinion in the place you turn'd the brawn out; but cut off the sharp end of the pinion, and take the middle piece, and that will just fit in the place. You may cut up a bustard, a capon, or pheasant, the same way.

To thigh a Woodcock.

Raise the wings and legs, as you do a hern, only lay the head open for the brains; and as you thigh a hern, so you must a curlew, plover, or snipe, excepting that you have no other sauce but salt.



THE INDEX.

A.

ACHES and Bruises,
Page 284. an old
Ach or Strain, 300.

After-birth, to bring it
away, 291.

After-pains, how prevent-
ed, 279, 291, 292.

Ague, 310. outward Ap-
plications for it, 275,
277, 307, 308, 310,
323. inward Remedies,
310.

Almond Butter, 165. —
Cakes, 152, 182. Cheese-
cakes, 142. — Cream,
163. — Hogs-puddings,
111. — Loaves, 200. —
Pudding, 100. — Puffs,
148. — Tourt, 117. — to
chocolate Almonds, 199.
— to fricassee them, 182.
— to parch them whole,
177.

Ambergrease, Tincture of
it, 236.

Angel-salve, 337.

Angelica, candied, 186.

Apple-Fritters, 115. —

Pasties to fry, 129. —

Tansy, 113. — to dry

Apples, 189. — with-

out Sugar, *ibid.* — to

stew Apples, 193.

Apricocks; to dry Apri-
cocks, 177, 194. —

like Prunellos, 203. to

preserve Apricocks, 176,

— green Apricocks, 205,

211. — ripe ones, *ibid.*

Marmalade of Apri-

cocks, 207. Apricock-

Wine, 213.

Aqua Mirabilis, 235.

Artichoke Pye, 135. to
keep Artichokes all the
Year, 270.

Ashen-keys, pickled, 81.

Asparagus pickled, *ibid.*
87. — Soup, 64.

B.

- Bacon; to salt it, 51. to salt and dry a Ham of Bacon, 48. to make Westphalia Bacon, *ibid.*
 Balls, savoury, 3. for Lent, 130.
 Balsam, of Eucatellus, 318. the yellow Balsam, 308. a Water to be taken after Balsam of Tolu, 251.
 Barberries, pickled, 88. to preserve them, 184.
 Barley-Cream, 161. — Water, 221. Wine, *ibid.*
 Battalio-Pye, or Bride-Pye, 10, 123.
 Beef, collar'd, 13, 45. — potted, 34, 53. *alamode*, 39. *fine-hang'd-beef*, 98.
 Beer. To make strong Beer, 231.
 Birch Wine, 217.
 Bisk of Pigeons, 55.
 Bisket, 149, 156. the hard Bisket, 157. thin Dutch Bisket, 154. Little hollow Bisket, 149. Drop Bisket, 153. Lemon Bisket, 200. Katafia Bisket, 171.
 Bite of a mad Dog, 252, 277, 344, 347, 349, 350.
 Bitter Draught, 298. another, 302.
 Black Cherry Water, for Children, 243.
 Blackness by a Fall, 276, 277.
 Blast, Ointment for it, 287.
 Bleeding at Mouth, Nose, or Ears, 257, 280, 331.
 Bleeding inwardly, 287. — in the Stomach, 330.
 Blister; how to raise one, 299.
 Blood, to sweeten it, 281. Spitting of Blood, 278.
 Bloody Flux, to stop it, though never so severe, 268.
 Boil; To break a Boil, 276.
 Brandy, Caraway-Brandy, 241. Cherry-Brandy, *ibid.* Poppy-Brandy, 240.
 Bread and Butter Pudding, for fasting Days, 102. brown Bread Pudding, 112. fine Bread Pudding, 121. Rye Bread Pudding, 115.
 Breast of Veal collar'd, 33. to ragoo it, 36.
 Breasts, sore, 312.
 Breath, short, 338.
 Breeding, 258.
 Briony Water, 251.
 Broom Buds pickled, 87.
 Broth strong, to keep for use, 6.
 Bruises, 319. Bruise Ointment, 336.
 Buns, 151.
 Burns, various Remedies for them, 259, 261, 302, 304, 338.
 Burstenness, 306.
 Butter, how to make it, 76. Butter'd

Butter'd Loaves to eat hot,
138.
Bugs, a Receipt for de-
stroying them, 345.

C.

Cabbage Pudding, 109.
Cabbage Lettice Pye,
139. to pickle red Cab-
bage, 88.
Cakes, 144, &c. French
Cake to eat hot, 147. or-
dinary Cake to eat with
Butter, *ibid.* Portugal
Cakes, *ibid.* a Plum
Cake, 145. a good Seed
Cake, *ibid.* another, 146.
a sort of little Cakes, 155.
Whetstone Cakes, 157.
the white Cake, 155.
Calf's-Head collar'd, 19.
to dress it, 59. Hash of
it, 22, 36, 72.
Calf's-Foot Pudding, 15.
Jelly, 164. — without
Lemons, 168. Calf's-
Foot Pudding, 103.
Cancer, 282. — in the
Breast, to keep it from
growing, 309, 312. —
in the Mouth, 314.
Cashew Lozenges, 335.
Caraway Spirit, 239. —
Brandy, 241.
Carp stewed, 30. other
ways, 31, 70.
Carrot Pudding, 101. Car-
rot or Parjnip Puffs,
118.

Caudle, of Oat-meal, 169.
a fine Caudle, 168. —
Flummery Caudle, 167.
Tea Caudle, 168. — for
Sweet Pyes, 3.
Centaury Water, 245.
Cerecloth, 263, 319.
Charity-Oil, for outward
and inward Bruises,
green Wounds, &c. 274.
Cheese, a Summer Cream-
Cheese, 74. a Cheddar-
Cheese, 76. the Queen's
Cheese, 77. Newmarket-
Cheese to cut at two Years
old, 74. a thick Cream-
Cheese, 77. ordinary
Cream Cheese, 78. Slip-
coat Cheese, 77. to make
a fresh Cheese, 165.
Cheese-cakes, 126. —
without Rennet, 128.
Lemon Cheese-cakes, 137,
143. to make them with-
out Curd, 139. Cream
Cheese with old Cheshire,
143.
Cherries preserved, 183,
204. Cherry Wine, 215.
Marmalade of Cherries,
187. Morella-Cherry-
Wine, 219. another, 226.
Chervil Tart, 136.
Chesnut Puddings, 112.
Chickens fricasy'd, 24.
pull'd, *ibid.* Chicken-
Pye, 9, 134. a sweet
Chicken-Pye, 135.
Chilblains, 286.
Chin-cough, 276, 306.
Aa 3 Chips

- Chips of Apricocks, 212.
 Orange Chips crisp, 200.
 Chocolate Almonds, 199.
 Cider, 228.
 Citron Water, 241.
 Clary Wine, 224. *the fine*
 Clary Wine, 228. *fine*
 Clary-Water, 242.
 Clear Cakes of any Fruit,
 181. — of the Jelly of
 any Fruit, 180. — of
 Gooseberries, 204.
 Clear Candy, 202.
 Clyster for the Worms, 314.
 Cock Ale, 222. Cock Wa-
 ter for Consumption, 247.
 Cockles pickled, 97.
 Cod stewed, 54. Cod's-
 Head roasted, 12.
 Cold, 330. — on the Sto-
 mach, 322, 323, 351.
 Colick, 259, 263, 284. to
 give present Help in a
 Colick, 322.
 Collar of Beef, 13, 45. —
 of Calf's Head, 19. —
 of Cowheels, 20. — of a
 Pig, 34, 46. — of Sal-
 mon, 31. — of Venison,
 32.
 Colour, to procure a good
 Colour, 295.
 Conserve, 173, &c. Con-
 serve of red Roses, or
 any other Flowers, 193.
 of Hips, 210.
 Consumption, 248, 262,
 285.
 Convulsion-Fits 323. to
 prevent them, *ibid.*
 Cordial-water, that may
 be made in Winter, 238.
 the Golden Cordial, *ibid.*
 the Saffron Cordial, 243.
 Corns on the Feet, 286.
 Costiveness, to remove it,
 299.
 Cough, 209, 210, 258,
 259, 331, 333. — on the
 Lungs, 281. on the Sto-
 mach, 249. Whooping
 Cough, 324.
 Courtes, procured, 339.
 Cowheel, Pudding, 106.
 Cowslip Wine, 218.
 Crabs butter'd, 29.
 Cracknels, 153.
 Cramp, 300, 333.
 Crawfish-Soup, 2, 5, 28.
 Cream, blanched, 162.
 whipt Cream, 164.
 Pistachia Cream, 171.
 Cream of any preserv'd
 Fruit, 166. Steeple
 Cream, 162. White-
 Wine Cream, 170.
 Cream Cheese, 74. — with
 old Cheshire, 143.
 Cucumbers fry'd for Mut-
 ton Sauce, 41. pickled
 in Slices, 80, 85. pickled
 another way, 92. preserv-
 ed, 194, 203. stewed,
 56.
 Curd, Pudding, 106.
 Currants, preserv'd in Jel-
 ly, 183. Jelly of white
 Currants, 186. — of red
 Currants, 212. Currant
 Wine, 227, 229.
 Custards,

Custards, 126. *Custard-Pudding*, 116. *Rice Custards*, *ibid.*

D.

Daffy's Elixir, 251, 325.
Damsons, preserv'd whole, 177.
Delivery of Women, 291.
Distemper got by an ill Husband, 249.
Drink for a Fever, 275.
 —to preserve the Lungs, 250.—for the Rickets, 272. an opening Drink, 249. a purging Dring, 313. Drink for a Rheumatism, or Pain in the Bones, 254.
Drop Bisket, 153.
Dropfy, 243, 256, 274, 281, 282, 332, 334, 335.
Dropfy Water, 243. *Dropfy and Scurvy*, 332.
Draught to allay a Fever, 275, 288.
Drying Oil, 342.
Ducks, to pot, 46.
Dutch Beef, 50.
Dutch Gingerbread, 151.

E.

Ebum, or *Elder Ale*, 222.
Eels, collar'd, 11, 32. — potted, 71.—roasted, 21.
Eggs, fricassied, 56. — in another way, 57.

Egg Pyes, 124.
Elder-Flower-Wine, 229.
Elder-Wine, 223, 229.
Elder-Wine made at Christmas, 223.
Electuary for a cold or windy Stomach, 270. another for a Pain in the Stomach, *ibid.*
Elixir Proprietatis, 269.
Daffy's Elixir, 325.
Eye-Salve, 260.
Eye-Water, 251, 290.
Eyes red or sore, 268. to clear the Eyes, 304. sore or weak Eyes, 314.

F.

Face pimpled, 269, 281, 313.—red and pimpled, 327.
Falling down of the Fundament, 294.
Falling-Sickness, 303, 309.
Fever Water, 238.—
 Spotted Fever, 256. *Plaster for the Feet*, 299.
 Drink, *ibid.*
Fish-Pye, 137.
Fits of the Mother, 248.
Fits from Wind or Cold, 268.
Floodings, 292, 339.
Florendine of Veal, 15, 135.
Flowers of any sort candied, 190, 195. various ways of candying Orange Flowers, 190, 197, 206.
A a 4
Syrup

- Syrup of any Flowers, 190.
 Flummery Caudle, 167.
 Hartshorn Flummery, 171.
 Flux, 293. *Bloody-flux*, 339.
 Fool, of Strawberries, or Raspberries, 170.
 Forc'd-meat, 6, 57. to force a Fowl, 37.
 Freckles, taken off, 283.
 French Barley Pudding, 104.
 French Beans pickled, 86.
 French Bread, 151.
 French Cake, 147. brown French Loaves, 157.
 Fricasay of Chickens, 24. — of Eggs, 56. — of Ox-palates, 27. — of great Plaice or Flounders, *ibid.* — of Rabbits, 26. — of double Tripe, *ibid.* pale Fricasay, 21, 40. brown Fricasay, 39, 65.
 Fritters; Apple Fritters, 115. Curd Fritters, 114. fine Fritters, 119.
 Fruits of any Sort candied, 190. — kept in Syrup to Candy, 203.
- G.
- Gam, of Gooseberries, 207.
 Garlick, Syrup of it, 279.
 Gascoign's Powder, 320.
 Gingerbread, several ways of doing it; 150, 152, 156. Dutch Gingerbread, 150.
 Gloves, how to wash them, 271.
 Golden Cordial, 238.
 Goose potted, 56.
 Gooseberries, preserved, 175. — preserved in Hops, 191. — without stoning, 192.
 Gooseberry, Clear-Cakes, 204. — Cream, 161. — Tansy, 114. — Wine, 214, 227. — Vinegar, 96. — Pearl Gooseberry-Wine, 214.
 Gout Pains, 296, 297, 322.
 Green Ointment for the Rickets, 272.
 Green Sickness, 283, 295.
 Gripes, 275.
 Gripe water, 243.
- H.
- Hair, to make it grow, 326.
 Ham of Bacon, *see* Bacon.
 Hams of Pork like Westphalia, 65. a Pickle for them, 67.
 Hands, Paste for them, 271. to clean and soften them, 326. to make them white, 327.
 Hare, dressed, 47. — potted, 54. to jug a Hare, 72. Hare Pye, 141.
 Harts-horn,

Harts-horn, *Flummary*,
171. — *Jelly*, 164. —
Jelly without Lemon,
168.

Hash of roasted Mutton,
41.

Hasty-pudding, 108. *little*
Hasty-puddings to boil
in Custard Disks, 117.

Head, to purge it, 313.

Heart, *Heaviness*, 268.

Hemorrhoides inflamed,
298.

Herrings; how to bake
them, 60.

Hickup, 300.

Hiera-picra plain, 253.

Hiera-picra Water, 246.

Hips, made into Conserve,
210.

Hoarseness, 270. — with
a Cold, 323.

Hogs Puddings with Al-
monds, 110. — with
Currants, *ibid.* — *ano-*
ther sort, *ibid.* — *black*
Hogs Puddings, 111.

Hung Beef, 12, 98.

Hungary-Water, 249.

Hysterical-Water, 240.

I.

Jaundice, several excellent
Medicines for it, 253.
280, 286, 302, 332.
yellow or black Jaun-
dice, 305, 340.

Iceing, a great Cake, 159.

Jelly Posset, 167. Ribbon

Jelly, 166. *Jelly of any*
Fruit done into Clear-
Cakes, 180. — of
white Currants, 186.
— of *red Currants*,
212. — of *Pippins*,
185.

Ink, how prepared, 271.

Joint-Evil, 282.

Itch cured various ways,
306, 307, 332.

To jug a Hare. See Hare.

Jumbals, 148.

K.

Ketchup, English, 91.

King's-Evil, 305.

L.

Labour in Child - birth,
291.

Lady Onflow's Water for
the Stone, 245.

Lamb-Pye, 9. *savoury*, 132.
sweet Lamb-Pye, 133.

Laudanum, liquid, done the
best way, 239.

Leach, white, 170.

Lear for savoury Pyes,
4.

Leg of Lamb, how mari-
naded, 37. — forced,
38.

Leg of Mutton, a - la-
Daube, 39, 92.

Lemon-Bisket, 198. —
Cakes, 202. —
Cheese-Cakes, 137, 143.
— Cream,

- Cream, 160. —
 pickled, 94. — Pud-
 ding, 119. — Puffs,
 199. — Salade, 90.
 — Syllabubs, 158.
 — Tart, 115. —
 Wine, 220. another Wine,
 that may pass for Citron
 Water, 231.
 Lily of the Valley Water,
 244.
 Lime-water, 246.
 Linen, freed from Mil-
 dew, 346.
 Liquor for colouring Pud-
 dings, 104.
 Loaves made of Almonds,
 200.
 Lobsters, butter'd, 29. —
 potted, 11. — made into
 Soup, 2. — pickled, 83.
 Looseness, 275, 307, 331.
 Lozenges, for the Heart-
 burn, 279. — for a
 Cough, 258.
 Lucatellus's Balsam, 318.
 — to take inwardly, 332.
 Lumber-Pye, 9, 125. ano-
 ther, 143.
 Lungs, a Drink to preserve
 them, 250. a Purge
 for any Illness of them,
 270. Stuffing in them,
 290.
- M.
- Mackarel, pickled, 71.
 Mangoes, of Cucumbers,
 82. — of Melons, 79.
 March-pane, 148. — un-
 boiled, 183.
 Marjoram Pudding, 112.
 Marlborough Cake, 155.
 Marmalade, of Cherries,
 187. — of Oranges,
 201, 208. — of Quinces
 red, 187. — of Quinces
 white, 187, 207.
 Marrow Pasties, 137. —
 Puddings, 15, 119.
 Marsh-mallows; Syrup
 thereof, 208.
 Mead, 216, 223. a small
 white Mead, 216.
 Mildew taken out of Li-
 nen, 346.
 Milk-Water for a cancer-
 ous Breast, 247. another
 Milk-water, 252.
 Milk in Nurses increased,
 294.
 Mince-Pyes of Veal, 138.
 Miscarrying prevented,
 294.
 Mountain Wine, 230.
 Mouth sore in Children,
 267. a rare Mouth-wa-
 ter, 278.
 Mulberries, preserved
 whole, 195.
 Mullet, or any other Fish,
 how boiled, 29.
 Muscles, or Cockles pickled,
 97.
 Mushroom Liquor, and
 Powder, 61. other Mush-
 room Powders, 94, 97.
 Mushrooms pickled, 78,
 84, 93, 95, 96, 60. —
 potted,

- potted*, 97. — *stewed*, 19.
Mutton Pye, 10. — *Cutlets*, 42. — *dry'd to cut in Shivers, as Dutch Beef*, 50. — *dry'd like Pork*, 51. — *hashed*, 41. — *Leg or Shoulder stuffed with Oysters*, 16. — *to force a Leg of Mutton*, 38. — *Leg of Mutton a-la-Daube*, 93. — *Neck of Mutton dressed*, 43.
Morphew removed, 328.

N.

- Nasturtium Buds*, c-
kled, 81.
Neats Tongue-pye, 10. — *potted*, 33.
Neck, Italian Wash for it, 328.
Neck of Mutton dressed, 43. — *of Veal stew'd*, 70.
Necklaces, for Children when cutting their Teeth, 259.
Nun's Cake, 159.

O.

- Oatmeal Caudle*, 169. — *Pudding*, 104, 120. — *Sack Posset*, 172.
Obstructions removed, 334.
Ointment for a Burning or a Scald, 308. — *for a Cold on the Stomach*, 320.

- Oyster, Soup*, 62.
Oyster Pye, 125.
Oysters fry'd, 38. — *pickled*, 10, 22, 84, 89. — *stew'd in French Rolls*, 13, 14. — *stuffed into a Shoulder or Leg of Mutton*, 16.
Olio Pye, 134, 142.
Onions (small) pickled, 92.
Orange Cakes, 182, 201. — *Chips crisped*, 200. — *candied*, 210. — *Cream*, 161. — *Flowers candied*, 202, 206. — *preserved in Syrup*, 207.
Orange-Flower-Brandy, 237. — *Orange Marmalade*, 201, 204. — *Peel made into Syrup*, 201. — *Wine*, 217. — *with Raisins*, 226.
Oranges preserv'd whole, 173, 191, 199.
Ox Palates, in Fricassee, 27. — *pickled*, 12.

P.

- Painting Rooms or Pales*, 341.
Palermo Wine, 224.
Pancakes, 113. — *of Rice*, 111.
Paste, of green Pippins, 188. — *for Hands*, 271. — *white Quince Paste*, 188.
Pasties. See in the different Materials. Little Pasties to fry, 126.
Pastils,

- Pastils, *how made*, 181.
 Pastry of all sorts, 122,
 &c.
 Pears dry'd, 189. — *with-*
out Sugar, *ibid.*
 Pear-Plums, *white*, *pre-*
served, 176. — *black*, or
any black Plum, 179.
 Pease Pottage, 5.
 Perfume; *to make the*
burning Perfume, 213.
 Pickle for Ham, 66. —
for Tongues, *ibid.* — *for*
either Hams or Tongues,
 67.
 Pickles of all sorts, 78, &c.
 Pies. *See in the different*
Materials.
 Pigeon Pye, 10. — *in Jelly*,
 55. — *pickled*, 90. *stew'd*,
 53, 67. — *stewed with*
Asparagus, *ibid.*
 Pigs Ears ragoo'd, 13.
 Pike roasted and boiled,
 17, 18.
 Piles cured, 298, 333.
 Pills to purge the Head,
 313. *to purge off Rheum*
in the Teeth, 325.
 Pimples removed, 269,
 281, 327.
 Pin or Web in the Eye, 304.
 Pippins; *Jelly of them*,
 185. — *preserved whole*,
 184. *Paste of green*
Pippins, 188.
 Pistachia Cream, 171.
 Pith Pudding, 106.
 Plague prevented or *cu-*
red, 261. *Dr. Burges's*
Antidote against it, 244.
Plague-Water, 235.
 Plain Pudding *very fine*,
 121.
 Plate, *how to boil it*, 343.
 Pleurisy cured without
bleeding, 303.
 Plum Cake, 145, 146, 157,
 158, 159, 160. — *with*
Almonds, 159. *Little*
Plum-cakes, 140. *Plum-*
porridge, 4. — *Wine*,
 222.
 Plums dry'd, 194. — *pre-*
served green, 178, 179.
To preserve the great
white Plum, 211.
 Pockets, *how made*, 73.
 Poloe, *how prepared*, 55.
 Pomatum, 283.
 Poppy Brandy, 240.
 Pork Hams like Westpha-
 lia, 65.
 Portugal Cakes, 147.
 Posset, *a Jelly Posset*,
 167. *a Snow Posset*,
ibid. *Sack Posset with-*
out Eggs, 171. *a Posset*
with Ale, or *King Wil-*
liam's Posset, 172. *the*
Pope's Posset, *ibid.*
 Powder for a Rupture,
 252.
 Poultice for a sore Breast,
Leg, or *Arm*, 277. —
for a hard Swelling, 276.
 Preserves. *See the respec-*
tive Materials.

Pudding, *baked*, 116. —
boiled, 105. — *stew'd*,
 108. — *for little Dishes*,
 117. *Hasty-Pudding*,
ibid. *Orange-Pudding*,
 100. *New-College-Pud-*
ding, 118. *Oatmeal Pud-*
ding, *ibid.* *Ratasia Pud-*
ding, 122. *Sweetmeat*
Pudding, 117.
 Puddings of divers sorts,
 100, &c. a colouring
Liquor for Puddings.
See Liquor.
 Puff-paste, 140. — *for*
Tarts, 129.
 Puffs of *Almonds*, 148. —
Carrots, or Parsnips,
 118. — *of Lemons*,
 199.
 Pulpatoon of *Pigeons*, 59.
 Purges, 267, 294.
 Purging Diet-drink, 314.
 Purslain Stalks pickled, 87.
another Way, 90.
 Purry, or Paste to stop all
Joints in Pales or Wood,
that no Water may soak
in, 342.

Q.

Quaking Pudding. *See*
Pudding.
 Quilt for the Stomach,
 322.
 Quinces, kept in Pickle,
 81. *Quince Cream*, 162.
whole Quinces preserv'd,
 174. *White Jelly of*

Quinces, 180. *Red*
Quince Marmalade,
 207, 208. *white Quince*
Paste, 188. — *Quince*
Wine, 220.

R.

Rabbits, and Chickens
mumbled, 19.
 Radish Pods pickled, 85.
 Ragoo of Oysters, 18. —
of Pigs Ears, 13. —
of Sweet-breads, 18. *for*
made Dishes, 4.
 Raisin Wine, 217.
 Raspberry Fool, 170. —
Wine, 219, 220.
 Raspberries preserved in
Jelly, 175. — *preserv-*
ed whole, 198.
 Ratasia Bisket, 171. —
Cream, 163. — *Pud-*
ding, 122.
 Red Balls, 268.
 Red Cabbage pickled, 88.
 Rennet prepared, 74.
 Rennet Bag, 75.
 Rheum in the Eyes, 304.
 — *in the Teeth*, 325.
 Rheumatism, Dropsy,
Scurvy, and Cough of
the Lungs, cured, 281.
Simple Rheumatism,
 335. *Rheumatism, or*
Pain in the Bones, 254,
 256.
 Ribs of Beef pickled, 68.
 Ryebread-Pudding, 115.
 Rickets

- Rickets cured, 272. —
another Way, 273.
- Roses, *Conserve of red*
Roses, 193. *Sugar of*
Roses, 194. *Rose-drops*,
 195.
- Ruewater for Fits of the
Mother, 248.
- Rump of Beef, baked, 58.
 — stewed, 6, 21.
- Rupture, 252.
- S.
- Sack-Cream, 163, 170.
 — *Possset without Eggs*,
 172. — *without Cream*
or Eggs, *ibid.* *Oatmeal*
Sack-Possset, 173. *Sack*
Pudding baked, 112.
- Saffron Cordial, 242.
- Sage Wine, 218. *another*,
 224.
- Sage prepared, 169.
- Salmon potted, 51. —
pickled, 89.
- Salmon Pye, 124.
- Salop, *how'tis made*, 169.
- Salve, for a Blast, Burn,
 or Scald, 261, 277, 311.
for the King's Evil, 305.
 — *for a Sprain*, 283.
Angel Salve, 337. *The*
black Salve, 309. *Green*
Salve, 311. *Lip Salve*
 326.
- Samphire pickled, 82.
- Sauce for Fish or Flesh,
 100. — *of fry'd Cucum-*
bers for Mutton, 40.
for a Woodcock, *ibid.*
- Sausages, *very fine*, 66.
- Scald Head cured, 303.
an Ointment for it, 336.
- Sciatica, *Plaster for it*,
 305.
- Scotchcollops, 20. *other*
Ways, 23, 35, 65.
- Scurvy, *some excellent*
Medicines to cure it,
 281, 286, 307. — *in*
the Gums, 328.
- Seed Cake, 145. *another*,
 146. *Ordinary Seed*
Cake, 154. *A good*
Seed Cake, call'd Nuns
Cake, 159. *Another*
Seed Cake, 160.
- Shortness of Breath, 280.
- Shrewsbury Cakes, 152.
- Shrub, *how made*, 217.
- Sight; *to strengthen it*,
 248. *a Powder that*
both restored it when
almost lost, 288.
- Skirret Pye, 136.
- Skuets, *how made*, 54.
- Small-pox; *to prevent*
their Pitting, and take
off Redness, 262. *to*
take out their Spots, 284.
 — *Redness and Scurf*
after them, 338. *A Stay*
to prevent a sore Throat,
 262.
- Smelts, kept in Jelly, 57.
 — *marinated*, 94.
- Snail Water, 250.
- Snow Possset, 167.

- Soup, 1, 4, 61. *A Gravy-Soup*, 2. — *a Soup or Pottage*, — of *Asparagus*, 64. — of *Crawfish*, 2, 69. — of *green Peas*, 63, 69. *Soup for fasting Days*, 3.
- Sparrows, or *Squab Pigeons*, pickled, 80.
- Spinage Tart, 136.
- Spirit of *Caraways*, 239. of *Saffron*, 242.
- Spitting of *Blood*, if a *Vein is broken*, 285.
- Spleen and *Vapours* cured, 240.
- Sprain, 283.
- Sprats, pickled for *Anchovies*, 80.
- Spread-Eagle Pudding, 121.
- Stewed Pudding. See Pudding.
- Stitch Water, 241, 260.
- Stomach; *Electuary* for a *Cold*, or *windy Stomach*, 270. *Some excellent Medicines for Pains in the Stomach*, 260, 268. *Plaister for the Stomach*, 321. *A Quilt for it*, 322.
- Stone; to make the *Lime-drink* for the *Stone*, 264. to give *Ease* in a violent *Fit*, 264, 290. *Lady Onslow's Water* for it, 245.
- Stoughton's *Elixir*, 257.
- Strangury, 275, 291.
- Strawberry Fool, 170.
- Strong Broth, 69.
- Sugar-Plates, 178. *Clear Sugar*, *ibid.* *brown Sugar*, 181. *Sugar of Roses*, 194.
- Surfeit Water, of *King Charles II.* 230. — of *Mr. Denzil Onslow*, 255.
- Swan potted, 47.
- Sweet-Bag for *Linen*, 212.
- Sweetmeat Pudding, 117.
- Swelling in the *Face*, 313.
- Syllabubs whipt, 165. *Lemon Syllabubs*, 169. — *other fine Syllabubs*, 173.
- Syrups, 173, &c.
- Syrup of any *Flower*, 190. — for a *Cough* or *Asthma*, 209. — of *Marshmallows*, 208. — of *Saffron*, *ibid.*

T.

- Tansey, baked, 20, 113. *Apple Tansey*, 115. *Gooseberry Tansey*, 113.
- Tarts, of *Oranges*, or *Lemons*, 128. *Puff-pasts* for *Tarts*, 129. to ice *Tarts*, 141.
- Tea Caudle, 168.
- Teeth, 259, 288. to preserve and whiten them, 337. *Necklace* for *Children* in cutting them, 259. Tettar,

Tettar, 287.
 Thorn *drawn out*, 303.
 Throat, *sore*, 313. *to prevent a sore Throat in the Small-pox*, 262.
 Thrush, *in Childrens Mouths*, 339.
 Tincture of *Ambergrease*, 236. *An admirable Tincture for green Wounds*, 276.
 Toasts *fry'd*, 114.
 Tongues *potted*, 33. *dried*, 49. *Pickle for them*, *ibid.* 66.
 Tooth-ach *cured*, 253, 278, 279.
 Treacle-water, 255.
 Trembling *at the Heart*, 303.
 Tumours, *to ripen them*, 287. *to disperse them*, 312.
 Turbot *Pye*, 136.
 Turciner, *how made*, 122.
 Turkey *Pye*, 15. *stewed*, 58.

C.

Ulcers *and old Sores*, 310.
 Urine; *to provoke it presently when stopt*, 339.
 Uisquebaugh, *how made*, 255.
 Uvula, *to draw it up*, 339.

W.

Walnut Water, 237.

Walnuts, *pickled divers ways*, 75, 82, 92. *preserved all the Year*, 270.
 Wash *for the Face*, 327.
 Washing, *to save Soap, and whiten Cloaths*, 346.
 Water, *for sore or weak Eyes*, 314. — *to wash the Face*, 327. — *to be taken after Balsam of Tolu*, 251. — *against a Consumption*, 247. — *to strengthen the Sight*, 248. — *in a Consumption or Weakness after Sickness*, 262. — *a fine Cordial-Water*, 239.
 Great *Palsy Water*, 232. *Lady Allen's Water*, 234. *Lady Huet's Water*, 233. *King Charles II. his Surfeit Water*, 237. *Orange or Lemon Water*, 236. — *Dr. Stevens's Water*, 235. — *a Stone Water*, 240.

Weakness *of the Back*, 292, 340. — *of the Hands, after a Palsy*, 300.

Westphalia *Bacon*, 48.
 Whetstone *Cakes*, 157.
 White *Leach*, 170.
 White-wine *Cream*, *ibid.*
 Wigs, 149. *light Wigs*, 140. *very good Wigs*, 142. *ordinary Wigs*, 154.

Wine,

- Wine, how to clear it, 225.
 Apricot-wine, 213. Bar-
 ley-wine, 221. Birch-
 wine, 217. Cherry-
 wine, 215, 226. Cla-
 ry-wine, 224, 228.
 Cowslip-wine, 218. Cur-
 rant-wine, 215, 229.
 Damson-wine, 213. El-
 der-wine, 221, 229. El-
 der-flower-wine, 229.
 Frontiniac-wine, 227.
 Gooseberry-wine, 214,
 227. Lemon-wine, 220.
 Morella Cherry-wine,
 212. Orange-wine, 217.
 — with Raisins, 225.
 Pearl Gooseberry-wine,
 214. Plum-wine, 222.
 Quince-wine, 220. Rai-
 sin-wine, 217, 225.
 Raspberry-wine, 219.
 Sage-wine, 218, 224.
 Cowslip-wine, *ibid.* To
 recover Wine, 225.
 Woodcock Sauce, 40.
 Worms in Children; how
 to know them, 278. Cly-
 ster for 'em, 318. Worms
 cured, 314. Plaister for
 them, 321.

V.

- Vapours cured, 240.
 Varnish, white and yellow,
 343.
 Veal Pye, 14. Cutlets, 59.
 Savoury Dish of Veal,
 42. Fricassee, 23.
 Venison, artificial, 35. to
 recover it when it stinks,
 36.
 Venereal Disease, 301.
 Venison-Pasty, 109. to
 season and bake it, 129.
 to stew it, 8.
 Verjuice, distill'd for
 Pickles, 98.
 Vomits; some excellent
 Vomits, 266, 277, 335,
 336.
 Vomiting; outward Ap-
 plications to stay it, 278,
 287. internal Remedy
 for it, 278.

F I N I S.



*Books printed for J. and J. Pemberton,
at the Golden Buck, against St. Dun-
stan's Church in Fleet-street.*

1. **M**emoirs of the Count de Forbin, Commodore in the Navy of France, and Knight of the Order of St. Lewis; containing his Narrative of the Voyages he made to the *East-Indies*, &c. and of the great Honours paid to him at the Court of *Siam*, where he was prefer'd to be the King's High Admiral, Generalissimo of his Troops, and Governor of the Tower of *Bancock*; his particular Account of the Battle of *La Hogue*, and other Fights that he was engag'd in during 44 Years that he spent in the Sea-Service, and his secret History of the Chevalier de St. George's Expedition in the Year 1708. from *Dunkirk* to *Scotland*, in which he had the special charge of the Chevalier's Person. Translated from the *French*. The Second Edition. Price 5 s. 6 d.

2. The History of the late Revolutions in *Persia*, taken from the Memoirs of Father *Krusinski*, Procurator of the Jesuits at *Ispahan*, who liv'd 20 Years in that Country, was employ'd by the Bishop of *Ispahan* in his Negotiations at the *Persian* Court, for the Emperor and the King of *France*, and was familiarly conversant with the greatest Men of all Parties. Done into *English*, from the Original just publish'd with the Royal Licence at *Paris*. By Father de *Cerceau*, who has prefix'd a Map of *Persia*, and a short History of the *Sophies*; with curious Remarks on the Accounts given by *Taverniere*, Sir *John Chardin*, and other Writers that have treated particularly of that Government and Country, &c. In Two Volumes. Price 7 s. 6 d.

3. *Tully's* three Books of Offices, translated into *English*, with Notes explaining the Method and Meaning of the Author. By *Thomas Cockman*, D. D. Master of *University-College* in *Oxford*. The Fifth Edition. Price 3 s.

4. The *Roman* History of *Caius Felleius Paternulus*. In Two Books. Translated from the *Oxford* Edition, and collated with all the former ones of Note. To which is prefix'd a Character of the Author and his Writings. Extracted from Monsieur *Bayle* and others. By *T. Newcomb*, M. A. Chaplain to his Grace the Duke of *Richmond*. The Second Edition. Price 2 s. 6 d.

5. An Abridgment of Mr. *Locke's* Essay concerning human Understanding. By the Right Reverend Dr. *John Wympe*, Lord Bishop of *Bath* and *Wells*. The fourth Edition, corrected. Price 3 s.

6. A Journey

Books printed for J. and J. Pemberton.

6. A Journey thro' *England*, in familiar Letters, from a Gentleman here to his Friend abroad, containing what is curious in the Counties of *Norfolk, Suffolk, Essex, Kent, Sussex, Surrey, Berkshire, Middlesex, London, Buckinghamshire, Bedfordshire, Hertfordshire, Hampshire, Wiltshire, Dorsetshire, Devonshire, Oxfordshire, Worcestershire, Gloucestershire, Somersetshire, Shropshire, Cheshire, Lancashire, Staffordshire, Derbyshire, Leicestershire, Rutland and Huntingdon, Nottinghamshire, Northamptonshire, Yorkshire, Durham, Northumberland, Cumberland, Wales, Cornwall*, and the *Isle of Man*, &c. In Two Volumes. The Fifth Edition, with large Additions. Written by *John Macky, Esq;* late Master of the Packet-Boats.

7. A Journey thro' *Scotland*, in familiar Letters from a Gentleman here to his Friend abroad; being the third Volume, which completes *Great Britain*. The Second Edition. Price 5 s.

8. A Journey thro' the *Austrian Netherlands*, containing the modern History and Description of all the Provinces, Towns, Castles, Palaces, Monasteries, &c. of that fruitful, populous Country; with an Account of all the remarkable Battles and Sieges, taken from the most authentick Narratives; to which is prefix'd an Introduction, containing the ancient History of the whole 17 Provinces. The Second Edition. Price 3 s. 6 d.

9. The natural Obligations to believe the Principles of Religion and divine Revelation; in 16 Sermons preach'd in the Church of *St. Mary le Bow, London*, in the Years 1717 and 1718, at the Lecture founded by the honourable *Robert Boyle, Esq;* By the Right Rev. Dr. *John Leng*, late Lord Bishop of *Norwich*. The Second Edition. Price 5 s. 6 d.

10. The pretended Difficulties in natural or reveal'd Religion no Excuse for Infidelity; in 16 Sermons, preach'd in the Church of *St. Mary le Bow, London*, in the Years 1721 and 1722, at the Lecture founded by the honourable *Robert Boyle, Esq;* The Second Edition; to which is subjoin'd, a Defence of the Christian Religion, from the Prophecies of the Old Testament. By *Brampton Gurdon, A. M.* Archdeacon of *Sudbury*. Price 5 s. 6 d.

11. Bishop *Sherlock's* Use and Intent of Prophecy in the several Ages of the World; in six Discourses, deliver'd at the *Temple-Church* in *April* and *May* 1724. Publish'd at the Desire of the Masters of the Bench of the two honourable Societies; to which are added, four Dissertations, viz. 1. The Authority of the Second Epistle of *St. Peter*. 2. The Sense of the Antients before Christ, upon the Circumstances and Consequences of the Fall. 3. The Blessings of *Judah*, Gen. xlix. 4. Christ's Entry into *Jerusalem*. The Third Edition. Price 4 s. 6 d.

Books printed for J. and J. Pemberton.

12. A Collection of Tracts, moral and theological, placed in the Order wherein they were first publish'd, *viz.* I. A Letter to a Deist. II. The Foundation of moral Goodness. III. The Second Part of the Foundation of moral Goodness. IV. Divine Rectitude. V. A Second Letter to a Deist. VI. The Law of Truth. With some additional Notes, and a Supplement concerning Rectitude. By *John Balguy*, M. A. Vicar of *North-Alerton*, in the County of *York*; and Prebendary of *Sarum*. Price 6 s.

N. B. Any of the aforesaid Tracts may be had separate.

13. A Treatise of Consumptions, and other Distempers belonging to the Breast and Lungs, under the following Heads, *viz.* Sect. I. 1. Of the Nature and Properties of a Consumption. 2. Of the Causes of a Consumption. 3. Of the Progress of a Consumption. 4. Of the several Sorts and Species of Consumptions. 5. On Consumptions hereditary or accidental. 6. Original and secondary Consumptions. 7. Of an Atrophy. Sect. II. 1. The Method of Cure. 2. The Method of Cure when Blood-spitting threatens a Consumption. 3. Of the different Fevers that attend the different Stages of this Disease. 4. Of Asses Milk. 5. Of the Change of Air. 6. Of the Usefulness of Exercise in a consumptive Habit. 7. Of Exercise. 8. Of Rules about Meats and Drinks. 9. Of Issues, whether useful in a consumptive Habit. Sect. III. Of the other Diseases that belong to the Lungs and Chest of the Body. Of Catarrhs. Of an Asthma. The Method of Cure in an Asthma, &c. By *Sir Richard Blackmore*, Kt. M. D. and Fellow of the Royal College of Physicians in London. The Third Edition corrected. Price 3 s. 6 d.

14. A Treatise of the Spleen and Vapours, or hypochondriacal and hysterical Affections; with three Discourses on the Nature and Cure of the Colick, Melancholy, and Palsies. The third Edition corrected. Price 5 s.

15. Discourses on the Gout, Rheumatism, and King's-Evil. Sect. I. Of the Nature and distinguishing Properties of the Gout. Sect. II. Of the immediate Causes of the Gout. Of the remote Causes of the Gout. Sect. III. Of the different Sorts or Denominations of this Disease. Sect. IV. Of the Method of Cure. Of the Means to relieve the Patient during a Fit of the Gout. The Method how to moderate the Gout, that the Fits may be less frequent, more sufferable, and of shorter Duration, &c. The Second Edition, corrected. Price 3 s. 6 d.

16. *Spectacle de la Nature*, or Nature display'd; being Discourses on such Particulars of natural History, as were thought most proper to excite the Curiosity and form the Minds of Youth. In Three Volumes, adorn'd with near a hundred curious Copper Plates. Price 18 s.

Winter Course

Spring Soup
remov'd
Chicken &
Bacon

French
Celery

White
Pie

A Fine
Bœuf à
la Mode

Roast Beef
with Horseradish
and Pickles
round

Second Course


A Turkey
Roast

3
Assorted Cakes
with Toast

A
Tartlet &
Garnish with
Orange

A
Share with
a Savory
Pudding

A
Butter'd
Apple Pie
Hot



First

1. Deep
savoury
Pick of Fowl

Orange
Budding

2. Tonic
Gelly

Tongue
&
Coddling

3. Bone of
Mutton.

Roast
& Cream

White
Swallow

Course

Second

Course

Chicken
or
Partridge

Tail
Sweet
Brandy


Sweet
Heart Brandy
of all sorts

Young
Gelat.

3
Young
Gelatins

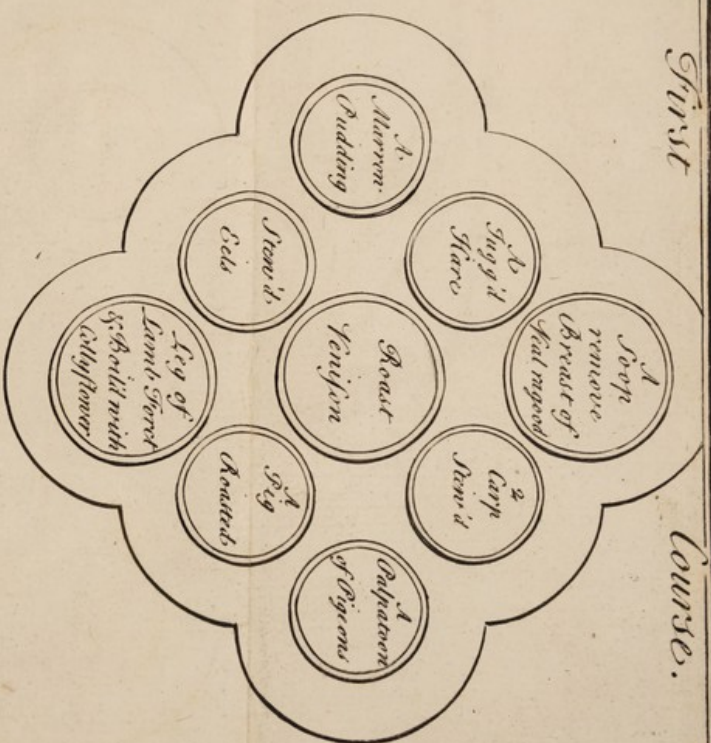
Marrow
Gelatins

Roast
Gelatins



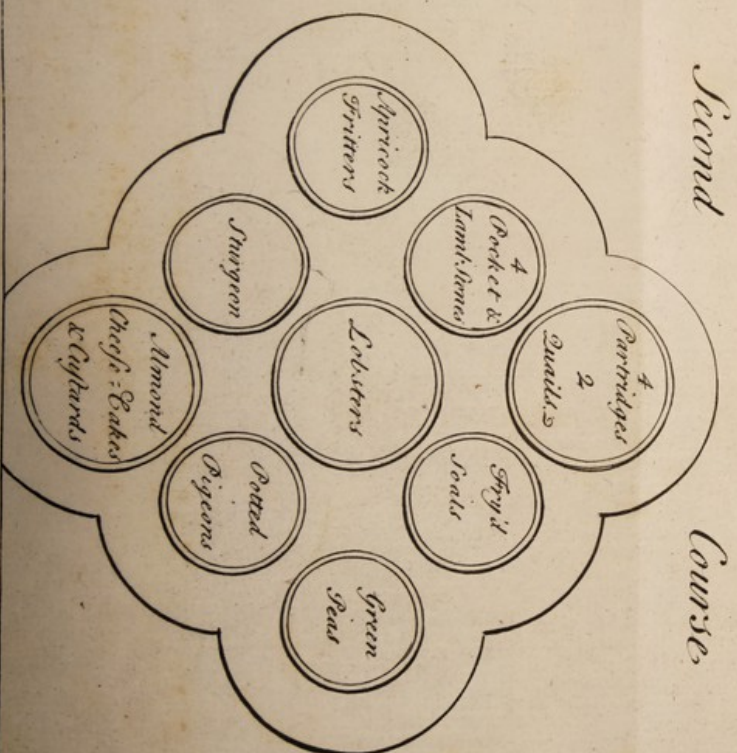
First


Course.



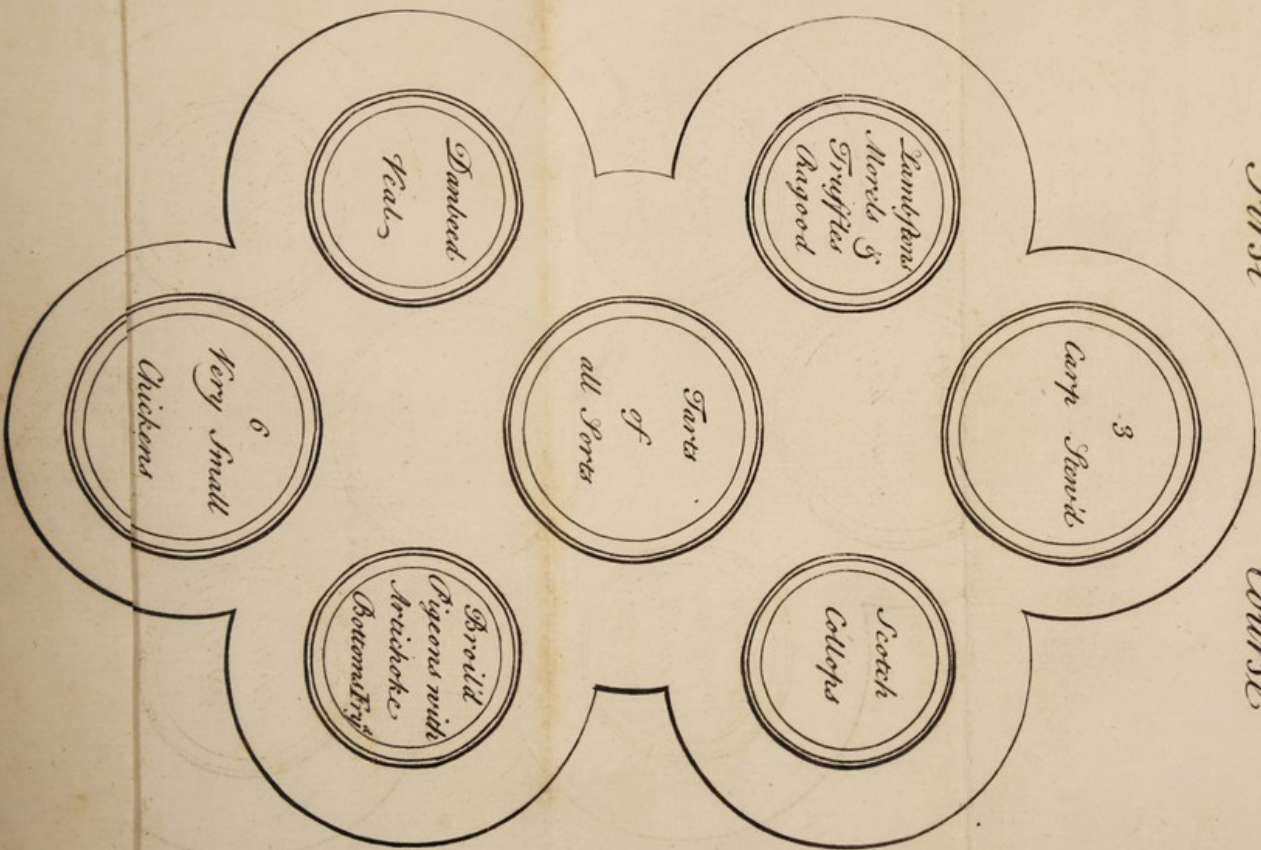
Second


Course






A Supper
First Course






Second
The
Course
Desert in the Middle





*An Ampleague
or Dish of Plates for
Supper.*





of the
of the
of the

of the

of the

of the

of the

